


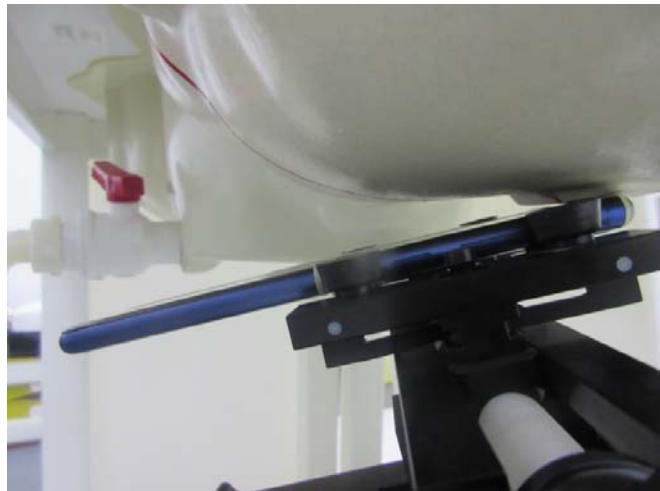


Appendix D. Photographs of the Test Set-Up

Head	
Photo 1: Right Cheek	Photo 2: Right Tilted
	
Photo 3: Left Cheek	Photo 4: Left Tilted
	







Body	
Photo 5: Front Face_1.5cm	Photo 6: Rear Face_1.5cm
	
Photo 7: Front Face_1cm	Photo 8: Rear Face_1cm
	
Photo 9: Left Side_1cm	Photo 10: Right Side_1cm
	

Photo 11: Top Side_1cm



Photo 12: Bottom Side_1cm



Photo 13: Front Face_1.3cm



Photo 14: Rear Face_2.2cm



Photo 15: Bottom Side_1.5cm



Photo 16: Front Face_0cm




Photo 17: Rear Face_0cm




Photo 18: Bottom Side_0cm

