

**Calibration Laboratory of
Schmid & Partner
Engineering AG**
Zeughausstrasse 43, 8004 Zurich, Switzerland



S Schweizerischer Kalibrierdienst
C Service suisse d'étalonnage
S Servizio svizzero di taratura
S Swiss Calibration Service

Accredited by the Swiss Accreditation Service (SAS)
The Swiss Accreditation Service is one of the signatories to the EA
Multilateral Agreement for the recognition of calibration certificates

Accreditation No.: **SCS 0108**

Glossary:

TSL	tissue simulating liquid
NORM _{x,y,z}	sensitivity in free space
ConvF	sensitivity in TSL / NORM _{x,y,z}
DCP	diode compression point
CF	crest factor (1/duty_cycle) of the RF signal
A, B, C, D	modulation dependent linearization parameters
Polarization φ	φ rotation around probe axis
Polarization θ	θ rotation around an axis that is in the plane normal to probe axis (at measurement center), i.e., θ = 0 is normal to probe axis
Connector Angle	information used in DASY system to align probe sensor X to the robot coordinate system

Calibration is Performed According to the Following Standards:

- a) IEEE Std 1528-2013, "IEEE Recommended Practice for Determining the Peak Spatial-Averaged Specific Absorption Rate (SAR) in the Human Head from Wireless Communications Devices: Measurement Techniques", June 2013
- b) IEC 62209-1, "Measurement procedure for the assessment of Specific Absorption Rate (SAR) from hand-held and body-mounted devices used next to the ear (frequency range of 300 MHz to 6 GHz)", July 2016
- c) IEC 62209-2, "Procedure to determine the Specific Absorption Rate (SAR) for wireless communication devices used in close proximity to the human body (frequency range of 30 MHz to 6 GHz)", March 2010
- d) KDB 865664, "SAR Measurement Requirements for 100 MHz to 6 GHz"

Methods Applied and Interpretation of Parameters:

- **NORM_{x,y,z}**: Assessed for E-field polarization θ = 0 (f ≤ 900 MHz in TEM-cell; f > 1800 MHz: R22 waveguide). NORM_{x,y,z} are only intermediate values, i.e., the uncertainties of NORM_{x,y,z} does not affect the E²-field uncertainty inside TSL (see below ConvF).
- **NORM(f)_{x,y,z} = NORM_{x,y,z} * frequency_response** (see Frequency Response Chart). This linearization is implemented in DASY4 software versions later than 4.2. The uncertainty of the frequency response is included in the stated uncertainty of ConvF.
- **DCP_{x,y,z}**: DCP are numerical linearization parameters assessed based on the data of power sweep with CW signal (no uncertainty required). DCP does not depend on frequency nor media.
- **PAR**: PAR is the Peak to Average Ratio that is not calibrated but determined based on the signal characteristics
- **A_{x,y,z}; B_{x,y,z}; C_{x,y,z}; D_{x,y,z}; VR_{x,y,z}**: A, B, C, D are numerical linearization parameters assessed based on the data of power sweep for specific modulation signal. The parameters do not depend on frequency nor media. VR is the maximum calibration range expressed in RMS voltage across the diode.
- **ConvF and Boundary Effect Parameters**: Assessed in flat phantom using E-field (or Temperature Transfer Standard for f ≤ 800 MHz) and inside waveguide using analytical field distributions based on power measurements for f > 800 MHz. The same setups are used for assessment of the parameters applied for boundary compensation (alpha, depth) of which typical uncertainty values are given. These parameters are used in DASY4 software to improve probe accuracy close to the boundary. The sensitivity in TSL corresponds to NORM_{x,y,z} * ConvF whereby the uncertainty corresponds to that given for ConvF. A frequency dependent ConvF is used in DASY version 4.4 and higher which allows extending the validity from ± 50 MHz to ± 100 MHz.
- **Spherical isotropy (3D deviation from isotropy)**: in a field of low gradients realized using a flat phantom exposed by a patch antenna.
- **Sensor Offset**: The sensor offset corresponds to the offset of virtual measurement center from the probe tip (on probe axis). No tolerance required.
- **Connector Angle**: The angle is assessed using the information gained by determining the NORM_x (no uncertainty required).



EX3DV4 – SN:3898

June 27, 2017

Probe EX3DV4

SN:3898

Manufactured: October 9, 2012
Calibrated: June 27, 2017

Calibrated for DASY/EASY Systems
(Note: non-compatible with DASY2 system!)



EX3DV4- SN:3898

June 27, 2017

DASY/EASY - Parameters of Probe: EX3DV4 - SN:3898

Basic Calibration Parameters

	Sensor X	Sensor Y	Sensor Z	Unc (k=2)
Norm ($\mu\text{V}/(\text{V}/\text{m})^2$) ^A	0.38	0.35	0.31	$\pm 10.1\%$
DCP (mV) ^B	99.1	99.4	100.3	

Modulation Calibration Parameters

UID	Communication System Name		A dB	B dB $\sqrt{\mu\text{V}}$	C	D dB	VR mV	Unc ^E (k=2)
0	CW	X	0.0	0.0	1.0	0.00	143.9	$\pm 2.7\%$
		Y	0.0	0.0	1.0		142.2	
		Z	0.0	0.0	1.0		145.7	

Note: For details on UID parameters see Appendix.

Sensor Model Parameters

	C1 fF	C2 fF	α V ⁻¹	T1 ms.V ⁻²	T2 ms.V ⁻¹	T3 ms	T4 V ⁻²	T5 V ⁻¹	T6
X	32.49	240.5	35.09	11.03	0.713	4.958	1.269	0.147	1.005
Y	33.00	245.0	35.30	9.807	0.625	4.966	1.221	0.120	1.005
Z	31.60	235.2	35.43	7.345	0.706	4.969	1.116	0.151	1.005

The reported uncertainty of measurement is stated as the standard uncertainty of measurement multiplied by the coverage factor k=2, which for a normal distribution corresponds to a coverage probability of approximately 95%.

^A The uncertainties of Norm X,Y,Z do not affect the E²-field uncertainty inside TSL (see Pages 5 and 6).

^B Numerical linearization parameter: uncertainty not required.

^E Uncertainty is determined using the max. deviation from linear response applying rectangular distribution and is expressed for the square of the field value.



EX3DV4- SN:3898

June 27, 2017

DASY/EASY - Parameters of Probe: EX3DV4 - SN:3898

Calibration Parameter Determined in Head Tissue Simulating Media

f (MHz) ^C	Relative Permittivity ^F	Conductivity (S/m) ^F	ConvF X	ConvF Y	ConvF Z	Alpha ^G	Depth (mm) ^G	Unc (k=2)
750	41.9	0.89	10.75	10.75	10.75	0.35	1.03	± 12.0 %
835	41.5	0.90	10.23	10.23	10.23	0.48	0.80	± 12.0 %
900	41.5	0.97	10.03	10.03	10.03	0.49	0.80	± 12.0 %
1750	40.1	1.37	8.63	8.63	8.63	0.37	0.80	± 12.0 %
1900	40.0	1.40	8.37	8.37	8.37	0.33	0.80	± 12.0 %
2000	40.0	1.40	8.36	8.36	8.36	0.35	0.80	± 12.0 %
2300	39.5	1.67	7.91	7.91	7.91	0.36	0.80	± 12.0 %
2450	39.2	1.80	7.55	7.55	7.55	0.39	0.80	± 12.0 %
2600	39.0	1.96	7.37	7.37	7.37	0.38	0.86	± 12.0 %
3500	37.9	2.91	7.31	7.31	7.31	0.25	1.25	± 13.1 %
5250	35.9	4.71	5.62	5.62	5.62	0.35	1.80	± 13.1 %
5600	35.5	5.07	5.03	5.03	5.03	0.40	1.80	± 13.1 %
5750	35.4	5.22	5.18	5.18	5.18	0.40	1.80	± 13.1 %

^C Frequency validity above 300 MHz of ± 100 MHz only applies for DASY v4.4 and higher (see Page 2), else it is restricted to ± 50 MHz. The uncertainty is the RSS of the ConvF uncertainty at calibration frequency and the uncertainty for the indicated frequency band. Frequency validity below 300 MHz is ± 10, 25, 40, 50 and 70 MHz for ConvF assessments at 30, 64, 128, 150 and 220 MHz respectively. Above 5 GHz frequency validity can be extended to ± 110 MHz.

^F At frequencies below 3 GHz, the validity of tissue parameters (ϵ and σ) can be relaxed to ± 10% if liquid compensation formula is applied to measured SAR values. At frequencies above 3 GHz, the validity of tissue parameters (ϵ and σ) is restricted to ± 5%. The uncertainty is the RSS of the ConvF uncertainty for indicated target tissue parameters.

^G Alpha/Depth are determined during calibration. SPEAG warrants that the remaining deviation due to the boundary effect after compensation is always less than ± 1% for frequencies below 3 GHz and below ± 2% for frequencies between 3-6 GHz at any distance larger than half the probe tip diameter from the boundary.



EX3DV4- SN:3898

June 27, 2017

DASY/EASY - Parameters of Probe: EX3DV4 - SN:3898**Calibration Parameter Determined in Body Tissue Simulating Media**

f (MHz) ^C	Relative Permittivity ^F	Conductivity (S/m) ^F	ConvF X	ConvF Y	ConvF Z	Alpha ^G	Depth ^G (mm)	Unc (k=2)
750	55.5	0.96	10.45	10.45	10.45	0.52	0.82	± 12.0 %
835	55.2	0.97	10.40	10.40	10.40	0.49	0.80	± 12.0 %
900	55.0	1.05	10.32	10.32	10.32	0.47	0.80	± 12.0 %
1750	53.4	1.49	8.50	8.50	8.50	0.39	0.80	± 12.0 %
1900	53.3	1.52	8.17	8.17	8.17	0.35	0.84	± 12.0 %
2000	53.3	1.52	8.35	8.35	8.35	0.44	0.80	± 12.0 %
2300	52.9	1.81	7.95	7.95	7.95	0.41	0.80	± 12.0 %
2450	52.7	1.95	7.85	7.85	7.85	0.32	0.95	± 12.0 %
2600	52.5	2.16	7.51	7.51	7.51	0.26	0.95	± 12.0 %
3500	51.3	3.31	6.97	6.97	6.97	0.28	1.25	± 13.1 %
5250	48.9	5.36	5.13	5.13	5.13	0.40	1.90	± 13.1 %
5600	48.5	5.77	4.14	4.14	4.14	0.50	1.90	± 13.1 %
5750	48.3	5.94	4.50	4.50	4.50	0.50	1.90	± 13.1 %

^C Frequency validity above 300 MHz of ± 100 MHz only applies for DASY v4.4 and higher (see Page 2), else it is restricted to ± 50 MHz. The uncertainty is the RSS of the ConvF uncertainty at calibration frequency and the uncertainty for the indicated frequency band. Frequency validity below 300 MHz is ± 10, 25, 40, 50 and 70 MHz for ConvF assessments at 30, 64, 128, 150 and 220 MHz respectively. Above 5 GHz frequency validity can be extended to ± 110 MHz.

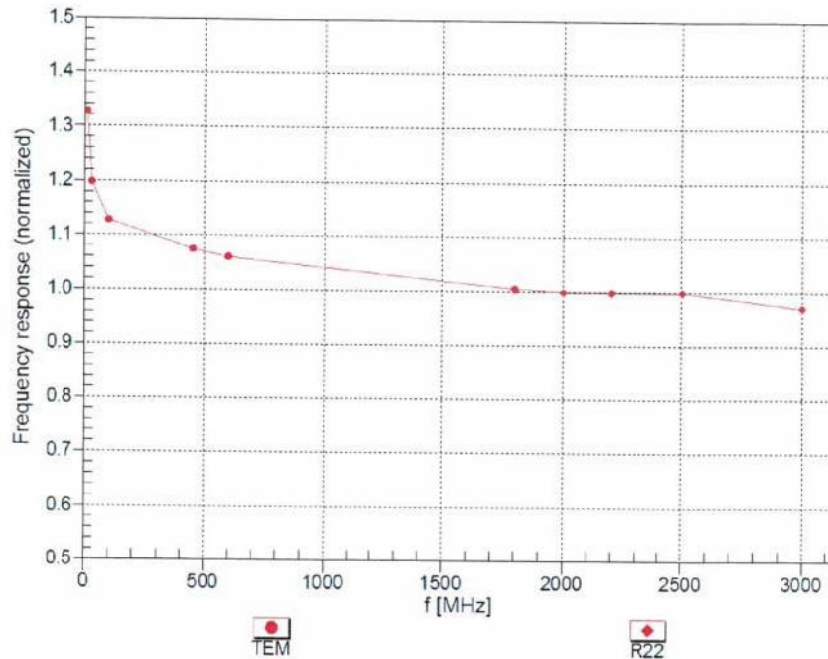
^F At frequencies below 3 GHz, the validity of tissue parameters (ϵ and σ) can be relaxed to ± 10% if liquid compensation formula is applied to measured SAR values. At frequencies above 3 GHz, the validity of tissue parameters (ϵ and σ) is restricted to ± 5%. The uncertainty is the RSS of the ConvF uncertainty for indicated target tissue parameters.

^G Alpha/Depth are determined during calibration. SPEAG warrants that the remaining deviation due to the boundary effect after compensation is always less than ± 1% for frequencies below 3 GHz and below ± 2% for frequencies between 3-6 GHz at any distance larger than half the probe tip diameter from the boundary.

EX3DV4- SN:3898

June 27, 2017

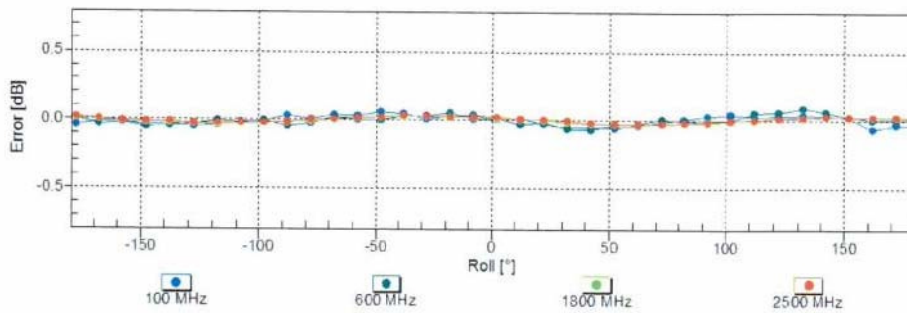
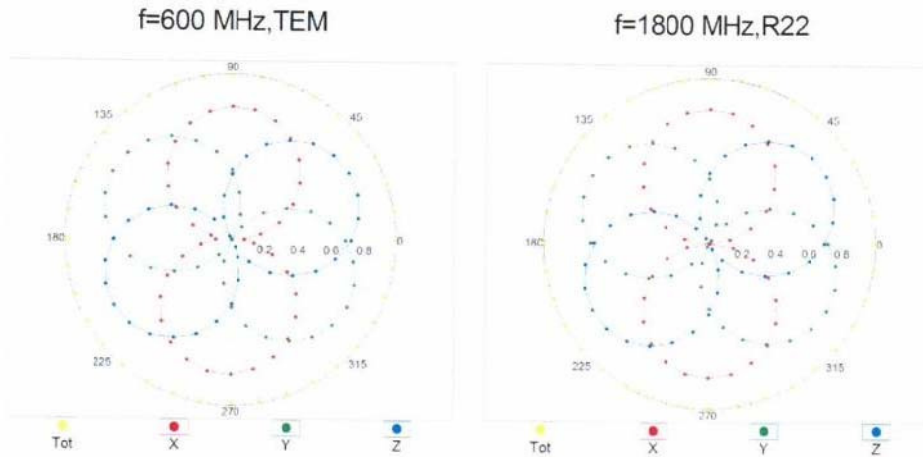
Frequency Response of E-Field (TEM-Cell:ifi110 EXX, Waveguide: R22)

Uncertainty of Frequency Response of E-field: $\pm 6.3\%$ (k=2)

EX3DV4- SN:3898

June 27, 2017

Receiving Pattern (ϕ), $\theta = 0^\circ$

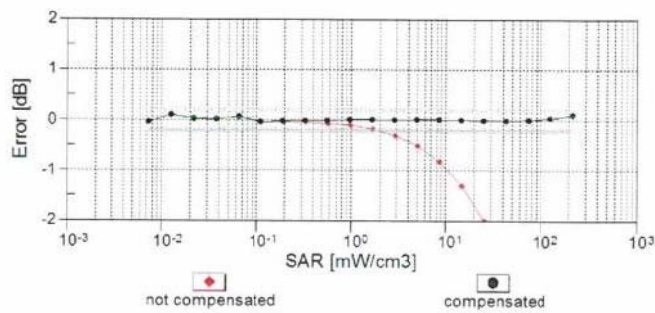
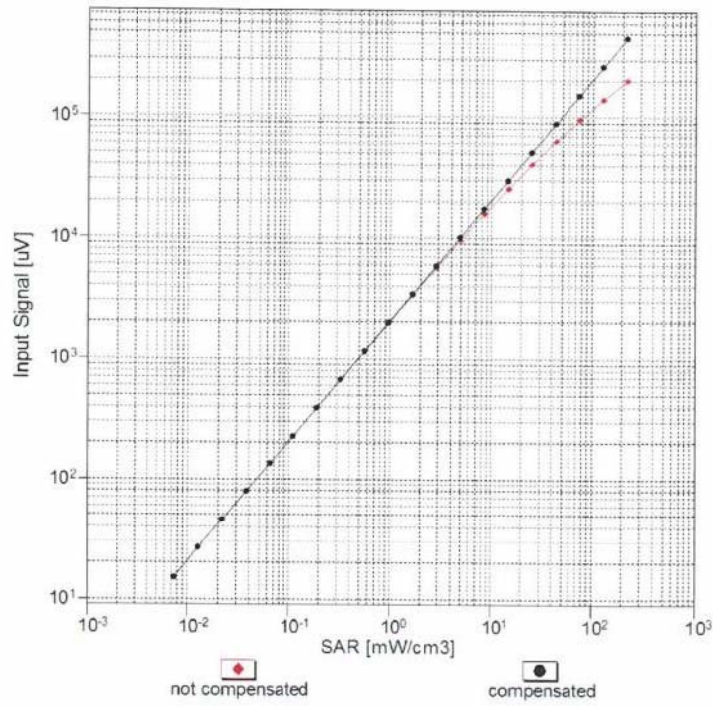


Uncertainty of Axial Isotropy Assessment: $\pm 0.5\%$ (k=2)

EX3DV4- SN:3898

June 27, 2017

Dynamic Range $f(SAR_{head})$ (TEM cell, $f_{eval}=1900$ MHz)

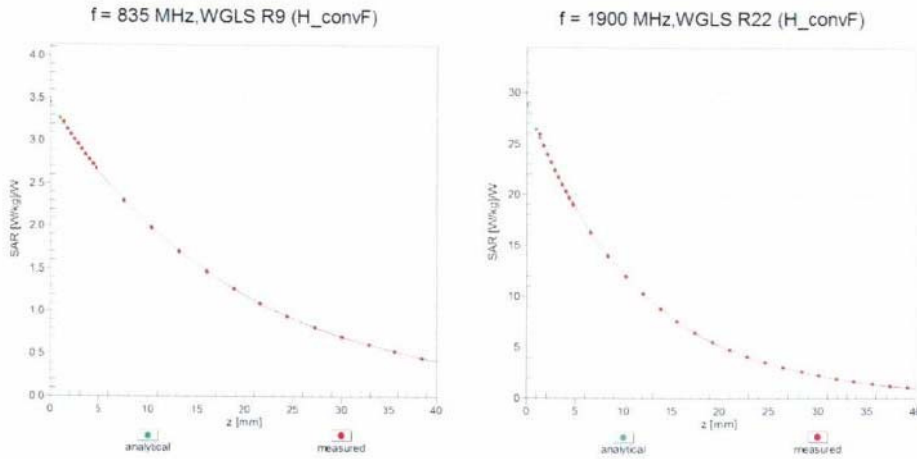


Uncertainty of Linearity Assessment: $\pm 0.6\%$ (k=2)

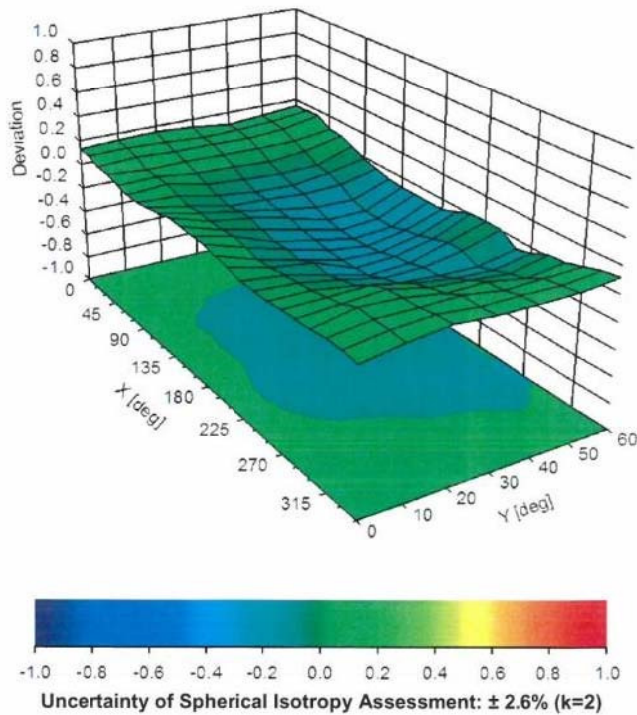
EX3DV4-SN:3898

June 27, 2017

Conversion Factor Assessment



Deviation from Isotropy in Liquid Error (ϕ, θ), $f = 900$ MHz





EX3DV4- SN:3898

June 27, 2017

DASY/EASY - Parameters of Probe: EX3DV4 - SN:3898**Other Probe Parameters**

Sensor Arrangement	Triangular
Connector Angle (°)	112
Mechanical Surface Detection Mode	enabled
Optical Surface Detection Mode	disabled
Probe Overall Length	337 mm
Probe Body Diameter	10 mm
Tip Length	9 mm
Tip Diameter	2.5 mm
Probe Tip to Sensor X Calibration Point	1 mm
Probe Tip to Sensor Y Calibration Point	1 mm
Probe Tip to Sensor Z Calibration Point	1 mm
Recommended Measurement Distance from Surface	1.4 mm



EX3DV4- SN:3898

June 27, 2017

Appendix: Modulation Calibration Parameters

UID	Communication System Name		A dB	B dB $\sqrt{\mu V}$	C	D dB	VR mV	Max Unc ^E (k=2)
0	CW	X	0.00	0.00	1.00	0.00	143.9	± 2.7 %
		Y	0.00	0.00	1.00		142.2	
		Z	0.00	0.00	1.00		145.7	
10010- CAA	SAR Validation (Square, 100ms, 10ms)	X	2.36	65.22	10.01	10.00	20.0	± 9.6 %
		Y	2.38	65.50	10.11		20.0	
		Z	2.49	65.99	10.50		20.0	
10011- CAB	UMTS-FDD (WCDMA)	X	0.97	66.94	14.95	0.00	150.0	± 9.6 %
		Y	1.04	68.03	15.67		150.0	
		Z	0.97	66.89	14.93		150.0	
10012- CAB	IEEE 802.11b WiFi 2.4 GHz (DSSS, 1 Mbps)	X	1.16	63.59	14.83	0.41	150.0	± 9.6 %
		Y	1.18	63.88	15.16		150.0	
		Z	1.15	63.44	14.80		150.0	
10013- CAB	IEEE 802.11g WiFi 2.4 GHz (DSSS-OFDM, 6 Mbps)	X	4.63	66.61	16.74	1.46	150.0	± 9.6 %
		Y	4.65	66.69	16.86		150.0	
		Z	4.62	66.62	16.77		150.0	
10021- DAC	GSM-FDD (TDMA, GMSK)	X	9.40	81.38	17.52	9.39	50.0	± 9.6 %
		Y	16.05	87.81	19.48		50.0	
		Z	22.43	92.46	21.10		50.0	
10023- DAC	GPRS-FDD (TDMA, GMSK, TN 0)	X	7.11	77.84	16.31	9.57	50.0	± 9.6 %
		Y	10.05	82.09	17.71		50.0	
		Z	11.78	84.47	18.73		50.0	
10024- DAC	GPRS-FDD (TDMA, GMSK, TN 0-1)	X	13.45	86.10	17.72	6.56	60.0	± 9.6 %
		Y	100.00	106.94	22.92		60.0	
		Z	100.00	108.65	23.66		60.0	
10025- DAC	EDGE-FDD (TDMA, 8PSK, TN 0)	X	3.63	65.06	22.13	12.57	50.0	± 9.6 %
		Y	5.18	76.12	28.60		50.0	
		Z	3.25	61.92	20.33		50.0	
10026- DAC	EDGE-FDD (TDMA, 8PSK, TN 0-1)	X	6.62	83.09	28.34	9.56	60.0	± 9.6 %
		Y	7.13	86.03	30.02		60.0	
		Z	5.66	79.86	27.23		60.0	
10027- DAC	GPRS-FDD (TDMA, GMSK, TN 0-1-2)	X	100.00	105.78	21.78	4.80	80.0	± 9.6 %
		Y	100.00	107.41	22.39		80.0	
		Z	100.00	109.53	23.24		80.0	
10028- DAC	GPRS-FDD (TDMA, GMSK, TN 0-1-2-3)	X	100.00	107.00	21.71	3.55	100.0	± 9.6 %
		Y	100.00	109.56	22.70		100.0	
		Z	100.00	112.11	23.68		100.0	
10029- DAC	EDGE-FDD (TDMA, 8PSK, TN 0-1-2)	X	4.64	75.90	24.34	7.80	80.0	± 9.6 %
		Y	4.68	76.87	25.15		80.0	
		Z	4.08	73.46	23.48		80.0	
10030- CAA	IEEE 802.15.1 Bluetooth (GFSK, DH1)	X	5.90	78.01	14.62	5.30	70.0	± 9.6 %
		Y	25.51	92.34	18.68		70.0	
		Z	25.49	93.66	19.29		70.0	
10031- CAA	IEEE 802.15.1 Bluetooth (GFSK, DH3)	X	100.00	106.02	20.18	1.88	100.0	± 9.6 %
		Y	100.00	109.92	21.67		100.0	
		Z	100.00	111.87	22.32		100.0	



EX3DV4- SN:3898

June 27, 2017

10032-CAA	IEEE 802.15.1 Bluetooth (GFSK, DH5)	X	100.00	114.56	22.90	1.17	100.0	± 9.6 %	
		Y	100.00	122.28	25.84			100.0	
		Z	100.00	123.55	26.18			100.0	
10033-CAA	IEEE 802.15.1 Bluetooth (PI/4-DQPSK, DH1)	X	3.55	73.49	16.00	5.30	70.0	± 9.6 %	
		Y	4.05	76.03	17.25			70.0	
		Z	3.36	73.75	16.36			70.0	
10034-CAA	IEEE 802.15.1 Bluetooth (PI/4-DQPSK, DH3)	X	1.68	68.28	12.61	1.88	100.0	± 9.6 %	
		Y	1.85	69.87	13.55			100.0	
		Z	1.56	68.16	12.68			100.0	
10035-CAA	IEEE 802.15.1 Bluetooth (PI/4-DQPSK, DH5)	X	1.37	67.38	12.10	1.17	100.0	± 9.6 %	
		Y	1.50	68.80	12.97			100.0	
		Z	1.28	67.19	12.08			100.0	
10036-CAA	IEEE 802.15.1 Bluetooth (8-DPSK, DH1)	X	3.90	74.92	16.61	5.30	70.0	± 9.6 %	
		Y	4.61	77.96	18.03			70.0	
		Z	3.72	75.34	17.04			70.0	
10037-CAA	IEEE 802.15.1 Bluetooth (8-DPSK, DH3)	X	1.57	67.63	12.31	1.88	100.0	± 9.6 %	
		Y	1.70	69.04	13.19			100.0	
		Z	1.45	67.44	12.35			100.0	
10038-CAA	IEEE 802.15.1 Bluetooth (8-DPSK, DH5)	X	1.37	67.55	12.30	1.17	100.0	± 9.6 %	
		Y	1.50	69.01	13.19			100.0	
		Z	1.28	67.33	12.27			100.0	
10039-CAB	CDMA2000 (1xRTT, RC1)	X	1.30	69.04	12.94	0.00	150.0	± 9.6 %	
		Y	1.55	71.17	14.03			150.0	
		Z	1.24	68.56	12.61			150.0	
10042-CAB	IS-54 / IS-136 FDD (TDMA/FDM, PI/4-DQPSK, Halfrate)	X	5.68	76.10	14.67	7.78	50.0	± 9.6 %	
		Y	9.76	82.03	16.60			50.0	
		Z	12.77	85.55	17.89			50.0	
10044-CAA	IS-91/EIA/TIA-553 FDD (FDMA, FM)	X	0.01	90.50	0.61	0.00	150.0	± 9.6 %	
		Y	0.01	91.46	2.87			150.0	
		Z	0.01	90.61	1.44			150.0	
10048-CAA	DECT (TDD, TDMA/FDM, GFSK, Full Slot, 24)	X	5.51	71.14	15.12	13.80	25.0	± 9.6 %	
		Y	6.15	72.46	15.57			25.0	
		Z	6.71	73.40	16.16			25.0	
10049-CAA	DECT (TDD, TDMA/FDM, GFSK, Double Slot, 12)	X	5.68	73.94	15.07	10.79	40.0	± 9.6 %	
		Y	6.47	75.65	15.68			40.0	
		Z	7.05	76.86	16.35			40.0	
10056-CAA	UMTS-TDD (TD-SCDMA, 1.28 Mcps)	X	6.87	78.23	18.34	9.03	50.0	± 9.6 %	
		Y	8.46	81.68	19.73			50.0	
		Z	7.33	79.69	19.06			50.0	
10058-DAC	EDGE-FDD (TDMA, 8PSK, TN 0-1-2-3)	X	3.79	72.47	22.17	6.55	100.0	± 9.6 %	
		Y	3.76	72.88	22.68			100.0	
		Z	3.40	70.54	21.50			100.0	
10059-CAB	IEEE 802.11b WiFi 2.4 GHz (DSSS, 2 Mbps)	X	1.18	64.29	15.13	0.61	110.0	± 9.6 %	
		Y	1.19	64.62	15.50			110.0	
		Z	1.15	64.01	15.07			110.0	
10060-CAB	IEEE 802.11b WiFi 2.4 GHz (DSSS, 5.5 Mbps)	X	2.28	80.40	19.85	1.30	110.0	± 9.6 %	
		Y	3.16	86.37	22.34			110.0	
		Z	1.76	77.97	19.44			110.0	



EX3DV4- SN:3898

June 27, 2017

10061-CAB	IEEE 802.11b WiFi 2.4 GHz (DSSS, 11 Mbps)	X	1.88	72.36	18.12	2.04	110.0	± 9.6 %
		Y	1.96	73.75	19.06		110.0	
		Z	1.64	70.87	17.81		110.0	
10062-CAB	IEEE 802.11a/h WiFi 5 GHz (OFDM, 6 Mbps)	X	4.44	66.67	16.29	0.49	100.0	± 9.6 %
		Y	4.47	66.75	16.40		100.0	
		Z	4.43	66.68	16.31		100.0	
10063-CAB	IEEE 802.11a/h WiFi 5 GHz (OFDM, 9 Mbps)	X	4.45	66.73	16.35	0.72	100.0	± 9.6 %
		Y	4.47	66.82	16.46		100.0	
		Z	4.44	66.74	16.38		100.0	
10064-CAB	IEEE 802.11a/h WiFi 5 GHz (OFDM, 12 Mbps)	X	4.67	66.90	16.51	0.86	100.0	± 9.6 %
		Y	4.70	66.98	16.63		100.0	
		Z	4.66	66.90	16.54		100.0	
10065-CAB	IEEE 802.11a/h WiFi 5 GHz (OFDM, 18 Mbps)	X	4.54	66.69	16.54	1.21	100.0	± 9.6 %
		Y	4.57	66.78	16.66		100.0	
		Z	4.53	66.69	16.57		100.0	
10066-CAB	IEEE 802.11a/h WiFi 5 GHz (OFDM, 24 Mbps)	X	4.55	66.64	16.64	1.46	100.0	± 9.6 %
		Y	4.57	66.74	16.77		100.0	
		Z	4.53	66.63	16.67		100.0	
10067-CAB	IEEE 802.11a/h WiFi 5 GHz (OFDM, 36 Mbps)	X	4.82	66.89	17.07	2.04	100.0	± 9.6 %
		Y	4.85	67.00	17.21		100.0	
		Z	4.80	66.88	17.10		100.0	
10068-CAB	IEEE 802.11a/h WiFi 5 GHz (OFDM, 48 Mbps)	X	4.85	66.79	17.19	2.55	100.0	± 9.6 %
		Y	4.88	66.89	17.34		100.0	
		Z	4.84	66.77	17.22		100.0	
10069-CAB	IEEE 802.11a/h WiFi 5 GHz (OFDM, 54 Mbps)	X	4.91	66.79	17.35	2.67	100.0	± 9.6 %
		Y	4.94	66.90	17.51		100.0	
		Z	4.89	66.76	17.38		100.0	
10071-CAB	IEEE 802.11g WiFi 2.4 GHz (DSSS/OFDM, 9 Mbps)	X	4.72	66.64	16.98	1.99	100.0	± 9.6 %
		Y	4.74	66.72	17.11		100.0	
		Z	4.70	66.64	17.01		100.0	
10072-CAB	IEEE 802.11g WiFi 2.4 GHz (DSSS/OFDM, 12 Mbps)	X	4.66	66.81	17.11	2.30	100.0	± 9.6 %
		Y	4.68	66.91	17.25		100.0	
		Z	4.64	66.80	17.14		100.0	
10073-CAB	IEEE 802.11g WiFi 2.4 GHz (DSSS/OFDM, 18 Mbps)	X	4.72	66.97	17.39	2.83	100.0	± 9.6 %
		Y	4.74	67.07	17.55		100.0	
		Z	4.70	66.94	17.43		100.0	
10074-CAB	IEEE 802.11g WiFi 2.4 GHz (DSSS/OFDM, 24 Mbps)	X	4.74	66.94	17.53	3.30	100.0	± 9.6 %
		Y	4.76	67.04	17.69		100.0	
		Z	4.72	66.91	17.56		100.0	
10075-CAB	IEEE 802.11g WiFi 2.4 GHz (DSSS/OFDM, 36 Mbps)	X	4.77	66.95	17.74	3.82	90.0	± 9.6 %
		Y	4.78	67.04	17.91		90.0	
		Z	4.74	66.89	17.77		90.0	
10076-CAB	IEEE 802.11g WiFi 2.4 GHz (DSSS/OFDM, 48 Mbps)	X	4.81	66.85	17.91	4.15	90.0	± 9.6 %
		Y	4.82	66.94	18.08		90.0	
		Z	4.79	66.79	17.94		90.0	
10077-CAB	IEEE 802.11g WiFi 2.4 GHz (DSSS/OFDM, 54 Mbps)	X	4.85	66.95	18.02	4.30	90.0	± 9.6 %
		Y	4.86	67.03	18.19		90.0	
		Z	4.82	66.88	18.05		90.0	



EX3DV4- SN:3898

June 27, 2017

10081-CAB	CDMA2000 (1xRTT, RC3)	X	0.66	64.51	10.46	0.00	150.0	± 9.6 %
		Y	0.73	65.64	11.22		150.0	
		Z	0.65	64.36	10.28		150.0	
10082-CAB	IS-54 / IS-136 FDD (TDMA/FDM, PI/4-DQPSK, Fullrate)	X	0.56	57.02	2.34	4.77	80.0	± 9.6 %
		Y	0.50	57.27	2.55		80.0	
		Z	0.72	60.56	4.69		80.0	
10090-DAC	GPRS-FDD (TDMA, GMSK, TN 0-4)	X	12.76	85.53	17.57	6.56	60.0	± 9.6 %
		Y	100.00	106.92	22.92		60.0	
		Z	100.00	108.63	23.67		60.0	
10097-CAB	UMTS-FDD (HSDPA)	X	1.81	68.44	15.60	0.00	150.0	± 9.6 %
		Y	1.88	69.07	16.03		150.0	
		Z	1.81	68.48	15.60		150.0	
10098-CAB	UMTS-FDD (HSUPA, Subtest 2)	X	1.77	68.36	15.57	0.00	150.0	± 9.6 %
		Y	1.84	69.01	16.01		150.0	
		Z	1.77	68.40	15.57		150.0	
10099-DAC	EDGE-FDD (TDMA, 8PSK, TN 0-4)	X	6.65	83.17	28.36	9.56	60.0	± 9.6 %
		Y	7.18	86.14	30.05		60.0	
		Z	5.69	79.94	27.25		60.0	
10100-CAC	LTE-FDD (SC-FDMA, 100% RB, 20 MHz, QPSK)	X	2.91	69.85	16.63	0.00	150.0	± 9.6 %
		Y	3.00	70.32	16.93		150.0	
		Z	2.90	69.77	16.63		150.0	
10101-CAC	LTE-FDD (SC-FDMA, 100% RB, 20 MHz, 16-QAM)	X	3.08	67.30	15.83	0.00	150.0	± 9.6 %
		Y	3.12	67.53	16.02		150.0	
		Z	3.07	67.26	15.83		150.0	
10102-CAC	LTE-FDD (SC-FDMA, 100% RB, 20 MHz, 64-QAM)	X	3.19	67.35	15.95	0.00	150.0	± 9.6 %
		Y	3.22	67.55	16.12		150.0	
		Z	3.18	67.32	15.96		150.0	
10103-CAC	LTE-TDD (SC-FDMA, 100% RB, 20 MHz, QPSK)	X	5.34	73.16	19.00	3.98	65.0	± 9.6 %
		Y	5.40	73.67	19.39		65.0	
		Z	4.60	71.12	18.33		65.0	
10104-CAC	LTE-TDD (SC-FDMA, 100% RB, 20 MHz, 16-QAM)	X	5.56	71.82	19.11	3.98	65.0	± 9.6 %
		Y	5.54	72.04	19.38		65.0	
		Z	5.21	71.00	18.89		65.0	
10105-CAC	LTE-TDD (SC-FDMA, 100% RB, 20 MHz, 64-QAM)	X	5.34	70.90	19.01	3.98	65.0	± 9.6 %
		Y	5.32	71.12	19.27		65.0	
		Z	4.66	68.69	18.12		65.0	
10108-CAD	LTE-FDD (SC-FDMA, 100% RB, 10 MHz, QPSK)	X	2.51	69.21	16.45	0.00	150.0	± 9.6 %
		Y	2.58	69.70	16.77		150.0	
		Z	2.50	69.15	16.45		150.0	
10109-CAD	LTE-FDD (SC-FDMA, 100% RB, 10 MHz, 16-QAM)	X	2.72	67.32	15.69	0.00	150.0	± 9.6 %
		Y	2.77	67.58	15.90		150.0	
		Z	2.71	67.30	15.69		150.0	
10110-CAD	LTE-FDD (SC-FDMA, 100% RB, 5 MHz, QPSK)	X	2.00	68.45	15.89	0.00	150.0	± 9.6 %
		Y	2.08	69.04	16.29		150.0	
		Z	1.99	68.40	15.88		150.0	
10111-CAD	LTE-FDD (SC-FDMA, 100% RB, 5 MHz, 16-QAM)	X	2.48	68.76	16.00	0.00	150.0	± 9.6 %
		Y	2.54	69.09	16.25		150.0	
		Z	2.48	68.79	15.99		150.0	



EX3DV4- SN:3898

June 27, 2017

10112-CAD	LTE-FDD (SC-FDMA, 100% RB, 10 MHz, 64-QAM)	X	2.85	67.43	15.79	0.00	150.0	± 9.6 %
		Y	2.89	67.66	15.98		150.0	
		Z	2.84	67.42	15.79		150.0	
10113-CAD	LTE-FDD (SC-FDMA, 100% RB, 5 MHz, 64-QAM)	X	2.63	68.98	16.15	0.00	150.0	± 9.6 %
		Y	2.68	69.26	16.38		150.0	
		Z	2.62	69.01	16.14		150.0	
10114-CAB	IEEE 802.11n (HT Greenfield, 13.5 Mbps, BPSK)	X	4.93	67.18	16.42	0.00	150.0	± 9.6 %
		Y	4.96	67.24	16.50		150.0	
		Z	4.93	67.19	16.45		150.0	
10115-CAB	IEEE 802.11n (HT Greenfield, 81 Mbps, 16-QAM)	X	5.17	67.22	16.44	0.00	150.0	± 9.6 %
		Y	5.19	67.28	16.52		150.0	
		Z	5.16	67.22	16.46		150.0	
10116-CAB	IEEE 802.11n (HT Greenfield, 135 Mbps, 64-QAM)	X	5.00	67.33	16.43	0.00	150.0	± 9.6 %
		Y	5.03	67.41	16.51		150.0	
		Z	5.00	67.33	16.45		150.0	
10117-CAB	IEEE 802.11n (HT Mixed, 13.5 Mbps, BPSK)	X	4.92	67.09	16.40	0.00	150.0	± 9.6 %
		Y	4.94	67.16	16.48		150.0	
		Z	4.91	67.08	16.41		150.0	
10118-CAB	IEEE 802.11n (HT Mixed, 81 Mbps, 16-QAM)	X	5.24	67.41	16.54	0.00	150.0	± 9.6 %
		Y	5.27	67.48	16.62		150.0	
		Z	5.23	67.40	16.55		150.0	
10119-CAB	IEEE 802.11n (HT Mixed, 135 Mbps, 64-QAM)	X	5.01	67.35	16.44	0.00	150.0	± 9.6 %
		Y	5.04	67.42	16.53		150.0	
		Z	5.01	67.36	16.47		150.0	
10140-CAC	LTE-FDD (SC-FDMA, 100% RB, 15 MHz, 16-QAM)	X	3.20	67.37	15.86	0.00	150.0	± 9.6 %
		Y	3.24	67.57	16.03		150.0	
		Z	3.19	67.34	15.86		150.0	
10141-CAC	LTE-FDD (SC-FDMA, 100% RB, 15 MHz, 64-QAM)	X	3.33	67.58	16.07	0.00	150.0	± 9.6 %
		Y	3.37	67.75	16.23		150.0	
		Z	3.32	67.56	16.09		150.0	
10142-CAD	LTE-FDD (SC-FDMA, 100% RB, 3 MHz, QPSK)	X	1.77	68.44	15.19	0.00	150.0	± 9.6 %
		Y	1.85	69.19	15.67		150.0	
		Z	1.75	68.38	15.13		150.0	
10143-CAD	LTE-FDD (SC-FDMA, 100% RB, 3 MHz, 16-QAM)	X	2.28	69.18	15.08	0.00	150.0	± 9.6 %
		Y	2.37	69.74	15.46		150.0	
		Z	2.25	69.10	14.98		150.0	
10144-CAD	LTE-FDD (SC-FDMA, 100% RB, 3 MHz, 64-QAM)	X	1.90	65.81	12.85	0.00	150.0	± 9.6 %
		Y	1.97	66.25	13.19		150.0	
		Z	1.87	65.68	12.71		150.0	
10145-CAD	LTE-FDD (SC-FDMA, 100% RB, 1.4 MHz, QPSK)	X	0.75	61.28	7.87	0.00	150.0	± 9.6 %
		Y	0.79	61.77	8.31		150.0	
		Z	0.72	60.96	7.53		150.0	
10146-CAD	LTE-FDD (SC-FDMA, 100% RB, 1.4 MHz, 16-QAM)	X	0.94	60.26	6.31	0.00	150.0	± 9.6 %
		Y	0.97	60.64	6.68		150.0	
		Z	0.88	60.00	6.02		150.0	
10147-CAD	LTE-FDD (SC-FDMA, 100% RB, 1.4 MHz, 64-QAM)	X	0.98	60.58	6.58	0.00	150.0	± 9.6 %
		Y	1.02	61.02	6.98		150.0	
		Z	0.91	60.11	6.15		150.0	



EX3DV4- SN:3898

June 27, 2017

10149-CAC	LTE-FDD (SC-FDMA, 50% RB, 20 MHz, 16-QAM)	X	2.73	67.39	15.75	0.00	150.0	± 9.6 %
		Y	2.78	67.65	15.96		150.0	
		Z	2.72	67.37	15.75		150.0	
10150-CAC	LTE-FDD (SC-FDMA, 50% RB, 20 MHz, 64-QAM)	X	2.86	67.50	15.84	0.00	150.0	± 9.6 %
		Y	2.90	67.73	16.03		150.0	
		Z	2.85	67.49	15.84		150.0	
10151-CAC	LTE-TDD (SC-FDMA, 50% RB, 20 MHz, QPSK)	X	5.53	75.34	19.83	3.98	65.0	± 9.6 %
		Y	5.61	76.00	20.31		65.0	
		Z	5.08	74.50	19.70		65.0	
10152-CAC	LTE-TDD (SC-FDMA, 50% RB, 20 MHz, 16-QAM)	X	5.02	71.45	18.44	3.98	65.0	± 9.6 %
		Y	5.02	71.77	18.77		65.0	
		Z	4.68	70.65	18.22		65.0	
10153-CAC	LTE-TDD (SC-FDMA, 50% RB, 20 MHz, 64-QAM)	X	5.43	72.70	19.38	3.98	65.0	± 9.6 %
		Y	5.41	72.94	19.67		65.0	
		Z	5.06	71.88	19.17		65.0	
10154-CAD	LTE-FDD (SC-FDMA, 50% RB, 10 MHz, QPSK)	X	2.05	68.86	16.15	0.00	150.0	± 9.6 %
		Y	2.12	69.44	16.53		150.0	
		Z	2.04	68.82	16.14		150.0	
10155-CAD	LTE-FDD (SC-FDMA, 50% RB, 10 MHz, 16-QAM)	X	2.49	68.81	16.03	0.00	150.0	± 9.6 %
		Y	2.54	69.14	16.28		150.0	
		Z	2.48	68.84	16.03		150.0	
10156-CAD	LTE-FDD (SC-FDMA, 50% RB, 5 MHz, QPSK)	X	1.58	68.16	14.58	0.00	150.0	± 9.6 %
		Y	1.68	69.02	15.13		150.0	
		Z	1.56	68.05	14.47		150.0	
10157-CAD	LTE-FDD (SC-FDMA, 50% RB, 5 MHz, 16-QAM)	X	1.70	65.93	12.48	0.00	150.0	± 9.6 %
		Y	1.78	66.49	12.89		150.0	
		Z	1.66	65.72	12.29		150.0	
10158-CAD	LTE-FDD (SC-FDMA, 50% RB, 10 MHz, 64-QAM)	X	2.64	69.08	16.22	0.00	150.0	± 9.6 %
		Y	2.69	69.36	16.44		150.0	
		Z	2.64	69.12	16.21		150.0	
10159-CAD	LTE-FDD (SC-FDMA, 50% RB, 5 MHz, 64-QAM)	X	1.78	66.26	12.68	0.00	150.0	± 9.6 %
		Y	1.86	66.85	13.10		150.0	
		Z	1.74	66.02	12.46		150.0	
10160-CAC	LTE-FDD (SC-FDMA, 50% RB, 15 MHz, QPSK)	X	2.56	68.64	16.25	0.00	150.0	± 9.6 %
		Y	2.63	69.06	16.53		150.0	
		Z	2.55	68.63	16.25		150.0	
10161-CAC	LTE-FDD (SC-FDMA, 50% RB, 15 MHz, 16-QAM)	X	2.75	67.48	15.71	0.00	150.0	± 9.6 %
		Y	2.79	67.73	15.91		150.0	
		Z	2.74	67.48	15.70		150.0	
10162-CAC	LTE-FDD (SC-FDMA, 50% RB, 15 MHz, 64-QAM)	X	2.86	67.74	15.86	0.00	150.0	± 9.6 %
		Y	2.90	67.97	16.06		150.0	
		Z	2.85	67.74	15.86		150.0	
10166-CAD	LTE-FDD (SC-FDMA, 50% RB, 1.4 MHz, QPSK)	X	3.15	68.95	18.91	3.01	150.0	± 9.6 %
		Y	3.17	69.13	19.12		150.0	
		Z	3.08	68.65	18.81		150.0	
10167-CAD	LTE-FDD (SC-FDMA, 50% RB, 1.4 MHz, 16-QAM)	X	3.77	72.21	19.51	3.01	150.0	± 9.6 %
		Y	3.79	72.51	19.79		150.0	
		Z	3.62	71.66	19.32		150.0	



EX3DV4-- SN:3898

June 27, 2017

10168-CAD	LTE-FDD (SC-FDMA, 50% RB, 1.4 MHz, 64-QAM)	X	4.40	75.66	21.46	3.01	150.0	± 9.6 %
		Y	4.36	75.65	21.58		150.0	
		Z	4.22	75.12	21.31		150.0	
10169-CAC	LTE-FDD (SC-FDMA, 1 RB, 20 MHz, QPSK)	X	2.61	67.74	18.35	3.01	150.0	± 9.6 %
		Y	2.59	67.78	18.53		150.0	
		Z	2.55	67.29	18.17		150.0	
10170-CAC	LTE-FDD (SC-FDMA, 1 RB, 20 MHz, 16-QAM)	X	3.58	74.69	21.32	3.01	150.0	± 9.6 %
		Y	3.46	74.45	21.40		150.0	
		Z	3.38	73.77	21.02		150.0	
10171-AAC	LTE-FDD (SC-FDMA, 1 RB, 20 MHz, 64-QAM)	X	2.81	69.59	17.94	3.01	150.0	± 9.6 %
		Y	2.78	69.86	18.27		150.0	
		Z	2.67	68.85	17.66		150.0	
10172-CAC	LTE-TDD (SC-FDMA, 1 RB, 20 MHz, QPSK)	X	3.79	76.98	22.56	6.02	65.0	± 9.6 %
		Y	3.93	78.65	23.67		65.0	
		Z	2.71	71.26	20.45		65.0	
10173-CAC	LTE-TDD (SC-FDMA, 1 RB, 20 MHz, 16-QAM)	X	6.07	83.26	22.96	6.02	65.0	± 9.6 %
		Y	6.67	86.09	24.37		65.0	
		Z	4.93	80.81	22.46		65.0	
10174-CAC	LTE-TDD (SC-FDMA, 1 RB, 20 MHz, 64-QAM)	X	3.48	74.02	19.09	6.02	65.0	± 9.6 %
		Y	5.11	80.99	22.02		65.0	
		Z	2.54	69.95	17.79		65.0	
10175-CAD	LTE-FDD (SC-FDMA, 1 RB, 10 MHz, QPSK)	X	2.58	67.41	18.08	3.01	150.0	± 9.6 %
		Y	2.56	67.49	18.28		150.0	
		Z	2.52	66.97	17.90		150.0	
10176-CAD	LTE-FDD (SC-FDMA, 1 RB, 10 MHz, 16-QAM)	X	3.58	74.71	21.34	3.01	150.0	± 9.6 %
		Y	3.47	74.48	21.41		150.0	
		Z	3.38	73.80	21.04		150.0	
10177-CAF	LTE-FDD (SC-FDMA, 1 RB, 5 MHz, QPSK)	X	2.60	67.55	18.17	3.01	150.0	± 9.6 %
		Y	2.58	67.61	18.36		150.0	
		Z	2.53	67.10	17.98		150.0	
10178-CAD	LTE-FDD (SC-FDMA, 1 RB, 5 MHz, 16-QAM)	X	3.55	74.51	21.23	3.01	150.0	± 9.6 %
		Y	3.44	74.31	21.32		150.0	
		Z	3.35	73.60	20.93		150.0	
10179-CAD	LTE-FDD (SC-FDMA, 1 RB, 10 MHz, 64-QAM)	X	3.14	71.91	19.46	3.01	150.0	± 9.6 %
		Y	3.09	72.04	19.71		150.0	
		Z	2.97	71.07	19.16		150.0	
10180-CAD	LTE-FDD (SC-FDMA, 1 RB, 5 MHz, 64-QAM)	X	2.81	69.54	17.90	3.01	150.0	± 9.6 %
		Y	2.78	69.82	18.24		150.0	
		Z	2.67	68.81	17.63		150.0	
10181-CAC	LTE-FDD (SC-FDMA, 1 RB, 15 MHz, QPSK)	X	2.59	67.53	18.16	3.01	150.0	± 9.6 %
		Y	2.57	67.60	18.35		150.0	
		Z	2.53	67.08	17.98		150.0	
10182-CAC	LTE-FDD (SC-FDMA, 1 RB, 15 MHz, 16-QAM)	X	3.55	74.48	21.21	3.01	150.0	± 9.6 %
		Y	3.44	74.29	21.31		150.0	
		Z	3.35	73.57	20.91		150.0	
10183-AAB	LTE-FDD (SC-FDMA, 1 RB, 15 MHz, 64-QAM)	X	2.80	69.52	17.89	3.01	150.0	± 9.6 %
		Y	2.78	69.80	18.23		150.0	
		Z	2.67	68.78	17.61		150.0	



EX3DV4- SN:3898

June 27, 2017

10184-CAD	LTE-FDD (SC-FDMA, 1 RB, 3 MHz, QPSK)	X	2.60	67.57	18.18	3.01	150.0	± 9.6 %
		Y	2.58	67.63	18.37		150.0	
		Z	2.54	67.12	18.00		150.0	
10185-CAD	LTE-FDD (SC-FDMA, 1 RB, 3 MHz, 16-QAM)	X	3.57	74.57	21.26	3.01	150.0	± 9.6 %
		Y	3.45	74.37	21.35		150.0	
		Z	3.36	73.66	20.96		150.0	
10186-AAD	LTE-FDD (SC-FDMA, 1 RB, 3 MHz, 64-QAM)	X	2.81	69.58	17.93	3.01	150.0	± 9.6 %
		Y	2.79	69.86	18.26		150.0	
		Z	2.68	68.85	17.65		150.0	
10187-CAD	LTE-FDD (SC-FDMA, 1 RB, 1.4 MHz, QPSK)	X	2.61	67.66	18.27	3.01	150.0	± 9.6 %
		Y	2.59	67.72	18.46		150.0	
		Z	2.55	67.21	18.09		150.0	
10188-CAD	LTE-FDD (SC-FDMA, 1 RB, 1.4 MHz, 16-QAM)	X	3.70	75.36	21.71	3.01	150.0	± 9.6 %
		Y	3.56	75.05	21.74		150.0	
		Z	3.49	74.43	21.41		150.0	
10189-AAD	LTE-FDD (SC-FDMA, 1 RB, 1.4 MHz, 64-QAM)	X	2.88	70.03	18.23	3.01	150.0	± 9.6 %
		Y	2.85	70.29	18.55		150.0	
		Z	2.74	69.27	17.94		150.0	
10193-CAB	IEEE 802.11n (HT Greenfield, 6.5 Mbps, BPSK)	X	4.34	66.89	16.12	0.00	150.0	± 9.6 %
		Y	4.37	66.96	16.21		150.0	
		Z	4.34	66.91	16.13		150.0	
10194-CAB	IEEE 802.11n (HT Greenfield, 39 Mbps, 16-QAM)	X	4.47	67.10	16.25	0.00	150.0	± 9.6 %
		Y	4.50	67.17	16.34		150.0	
		Z	4.46	67.10	16.26		150.0	
10195-CAB	IEEE 802.11n (HT Greenfield, 65 Mbps, 64-QAM)	X	4.50	67.10	16.26	0.00	150.0	± 9.6 %
		Y	4.53	67.18	16.35		150.0	
		Z	4.49	67.10	16.27		150.0	
10196-CAB	IEEE 802.11n (HT Mixed, 6.5 Mbps, BPSK)	X	4.32	66.87	16.10	0.00	150.0	± 9.6 %
		Y	4.35	66.94	16.19		150.0	
		Z	4.31	66.88	16.11		150.0	
10197-CAB	IEEE 802.11n (HT Mixed, 39 Mbps, 16-QAM)	X	4.48	67.09	16.25	0.00	150.0	± 9.6 %
		Y	4.51	67.17	16.34		150.0	
		Z	4.47	67.10	16.27		150.0	
10198-CAB	IEEE 802.11n (HT Mixed, 65 Mbps, 64-QAM)	X	4.50	67.09	16.26	0.00	150.0	± 9.6 %
		Y	4.52	67.17	16.35		150.0	
		Z	4.48	67.10	16.27		150.0	
10219-CAB	IEEE 802.11n (HT Mixed, 7.2 Mbps, BPSK)	X	4.28	66.92	16.08	0.00	150.0	± 9.6 %
		Y	4.31	66.99	16.17		150.0	
		Z	4.27	66.93	16.09		150.0	
10220-CAB	IEEE 802.11n (HT Mixed, 43.3 Mbps, 16-QAM)	X	4.47	67.06	16.24	0.00	150.0	± 9.6 %
		Y	4.50	67.13	16.33		150.0	
		Z	4.46	67.06	16.25		150.0	
10221-CAB	IEEE 802.11n (HT Mixed, 72.2 Mbps, 64-QAM)	X	4.51	67.05	16.25	0.00	150.0	± 9.6 %
		Y	4.54	67.12	16.34		150.0	
		Z	4.50	67.05	16.26		150.0	
10222-CAB	IEEE 802.11n (HT Mixed, 15 Mbps, BPSK)	X	4.90	67.09	16.38	0.00	150.0	± 9.6 %
		Y	4.92	67.16	16.47		150.0	
		Z	4.89	67.09	16.41		150.0	



EX3DV4- SN:3898

June 27, 2017

10223-CAB	IEEE 802.11n (HT Mixed, 90 Mbps, 16-QAM)	X	5.14	67.23	16.46	0.00	150.0	± 9.6 %
		Y	5.17	67.30	16.55		150.0	
		Z	5.13	67.21	16.47		150.0	
10224-CAB	IEEE 802.11n (HT Mixed, 150 Mbps, 64-QAM)	X	4.93	67.22	16.38	0.00	150.0	± 9.6 %
		Y	4.96	67.28	16.46		150.0	
		Z	4.93	67.22	16.40		150.0	
10225-CAB	UMTS-FDD (HSPA+)	X	2.62	66.31	14.82	0.00	150.0	± 9.6 %
		Y	2.66	66.52	15.02		150.0	
		Z	2.61	66.30	14.77		150.0	
10226-CAA	LTE-TDD (SC-FDMA, 1 RB, 1.4 MHz, 16-QAM)	X	6.48	84.45	23.47	6.02	65.0	± 9.6 %
		Y	7.14	87.35	24.90		65.0	
		Z	5.23	81.91	22.96		65.0	
10227-CAA	LTE-TDD (SC-FDMA, 1 RB, 1.4 MHz, 64-QAM)	X	6.16	82.63	22.19	6.02	65.0	± 9.6 %
		Y	6.82	85.45	23.56		65.0	
		Z	5.09	80.65	21.86		65.0	
10228-CAA	LTE-TDD (SC-FDMA, 1 RB, 1.4 MHz, QPSK)	X	4.45	80.06	23.79	6.02	65.0	± 9.6 %
		Y	4.60	81.69	24.86		65.0	
		Z	3.70	77.27	23.00		65.0	
10229-CAB	LTE-TDD (SC-FDMA, 1 RB, 3 MHz, 16-QAM)	X	6.12	83.36	23.00	6.02	65.0	± 9.6 %
		Y	6.72	86.19	24.41		65.0	
		Z	4.96	80.92	22.50		65.0	
10230-CAB	LTE-TDD (SC-FDMA, 1 RB, 3 MHz, 64-QAM)	X	5.79	81.58	21.75	6.02	65.0	± 9.6 %
		Y	6.38	84.30	23.09		65.0	
		Z	4.80	79.65	21.42		65.0	
10231-CAB	LTE-TDD (SC-FDMA, 1 RB, 3 MHz, QPSK)	X	4.29	79.30	23.42	6.02	65.0	± 9.6 %
		Y	4.43	80.94	24.49		65.0	
		Z	3.58	76.59	22.64		65.0	
10232-CAC	LTE-TDD (SC-FDMA, 1 RB, 5 MHz, 16-QAM)	X	6.11	83.34	23.00	6.02	65.0	± 9.6 %
		Y	6.71	86.18	24.41		65.0	
		Z	4.95	80.90	22.50		65.0	
10233-CAC	LTE-TDD (SC-FDMA, 1 RB, 5 MHz, 64-QAM)	X	5.77	81.55	21.74	6.02	65.0	± 9.6 %
		Y	6.36	84.27	23.09		65.0	
		Z	4.79	79.62	21.41		65.0	
10234-CAC	LTE-TDD (SC-FDMA, 1 RB, 5 MHz, QPSK)	X	4.16	78.66	23.05	6.02	65.0	± 9.6 %
		Y	4.31	80.31	24.14		65.0	
		Z	3.49	76.04	22.30		65.0	
10235-CAC	LTE-TDD (SC-FDMA, 1 RB, 10 MHz, 16-QAM)	X	6.11	83.36	23.00	6.02	65.0	± 9.6 %
		Y	6.72	86.20	24.42		65.0	
		Z	4.95	80.91	22.50		65.0	
10236-CAC	LTE-TDD (SC-FDMA, 1 RB, 10 MHz, 64-QAM)	X	5.82	81.66	21.77	6.02	65.0	± 9.6 %
		Y	6.43	84.41	23.13		65.0	
		Z	4.83	79.73	21.44		65.0	
10237-CAC	LTE-TDD (SC-FDMA, 1 RB, 10 MHz, QPSK)	X	4.28	79.31	23.42	6.02	65.0	± 9.6 %
		Y	4.43	80.96	24.51		65.0	
		Z	3.57	76.59	22.65		65.0	
10238-CAC	LTE-TDD (SC-FDMA, 1 RB, 15 MHz, 16-QAM)	X	6.09	83.32	22.99	6.02	65.0	± 9.6 %
		Y	6.69	86.15	24.40		65.0	
		Z	4.94	80.87	22.48		65.0	



EX3DV4- SN:3898

June 27, 2017

10239-CAC	LTE-TDD (SC-FDMA, 1 RB, 15 MHz, 64-QAM)	X	5.75	81.51	21.73	6.02	65.0	± 9.6 %
		Y	6.34	84.22	23.07		65.0	
		Z	4.77	79.58	21.39		65.0	
10240-CAC	LTE-TDD (SC-FDMA, 1 RB, 15 MHz, QPSK)	X	4.28	79.29	23.41	6.02	65.0	± 9.6 %
		Y	4.42	80.94	24.50		65.0	
		Z	3.57	76.57	22.64		65.0	
10241-CAA	LTE-TDD (SC-FDMA, 50% RB, 1.4 MHz, 16-QAM)	X	6.77	79.45	24.10	6.98	65.0	± 9.6 %
		Y	6.85	80.27	24.72		65.0	
		Z	6.13	77.95	23.67		65.0	
10242-CAA	LTE-TDD (SC-FDMA, 50% RB, 1.4 MHz, 64-QAM)	X	6.14	77.59	23.28	6.98	65.0	± 9.6 %
		Y	6.25	78.54	23.96		65.0	
		Z	4.91	73.61	21.77		65.0	
10243-CAA	LTE-TDD (SC-FDMA, 50% RB, 1.4 MHz, QPSK)	X	5.06	74.01	22.62	6.98	65.0	± 9.6 %
		Y	5.14	74.80	23.27		65.0	
		Z	4.26	70.67	21.23		65.0	
10244-CAB	LTE-TDD (SC-FDMA, 50% RB, 3 MHz, 16-QAM)	X	3.23	66.79	12.34	3.98	65.0	± 9.6 %
		Y	3.28	67.33	12.79		65.0	
		Z	2.96	66.23	12.11		65.0	
10245-CAB	LTE-TDD (SC-FDMA, 50% RB, 3 MHz, 64-QAM)	X	3.19	66.42	12.11	3.98	65.0	± 9.6 %
		Y	3.22	66.91	12.53		65.0	
		Z	2.93	65.87	11.87		65.0	
10246-CAB	LTE-TDD (SC-FDMA, 50% RB, 3 MHz, QPSK)	X	2.96	68.62	13.78	3.98	65.0	± 9.6 %
		Y	3.06	69.45	14.37		65.0	
		Z	2.72	68.15	13.68		65.0	
10247-CAC	LTE-TDD (SC-FDMA, 50% RB, 5 MHz, 16-QAM)	X	3.59	68.52	14.48	3.98	65.0	± 9.6 %
		Y	3.63	68.99	14.89		65.0	
		Z	3.34	68.01	14.32		65.0	
10248-CAC	LTE-TDD (SC-FDMA, 50% RB, 5 MHz, 64-QAM)	X	3.58	68.09	14.27	3.98	65.0	± 9.6 %
		Y	3.61	68.50	14.66		65.0	
		Z	3.33	67.54	14.09		65.0	
10249-CAC	LTE-TDD (SC-FDMA, 50% RB, 5 MHz, QPSK)	X	4.18	73.60	17.26	3.98	65.0	± 9.6 %
		Y	4.38	74.81	17.99		65.0	
		Z	3.80	72.97	17.18		65.0	
10250-CAC	LTE-TDD (SC-FDMA, 50% RB, 10 MHz, 16-QAM)	X	4.93	73.22	18.87	3.98	65.0	± 9.6 %
		Y	4.93	73.57	19.23		65.0	
		Z	4.57	72.45	18.70		65.0	
10251-CAC	LTE-TDD (SC-FDMA, 50% RB, 10 MHz, 64-QAM)	X	4.63	71.06	17.52	3.98	65.0	± 9.6 %
		Y	4.65	71.45	17.89		65.0	
		Z	4.30	70.32	17.31		65.0	
10252-CAC	LTE-TDD (SC-FDMA, 50% RB, 10 MHz, QPSK)	X	5.25	76.57	19.99	3.98	65.0	± 9.6 %
		Y	5.40	77.56	20.62		65.0	
		Z	4.75	75.64	19.84		65.0	
10253-CAC	LTE-TDD (SC-FDMA, 50% RB, 15 MHz, 16-QAM)	X	4.96	71.14	18.18	3.98	65.0	± 9.6 %
		Y	4.96	71.44	18.50		65.0	
		Z	4.63	70.37	17.96		65.0	
10254-CAC	LTE-TDD (SC-FDMA, 50% RB, 15 MHz, 64-QAM)	X	5.31	72.19	18.96	3.98	65.0	± 9.6 %
		Y	5.29	72.43	19.26		65.0	
		Z	4.96	71.40	18.75		65.0	