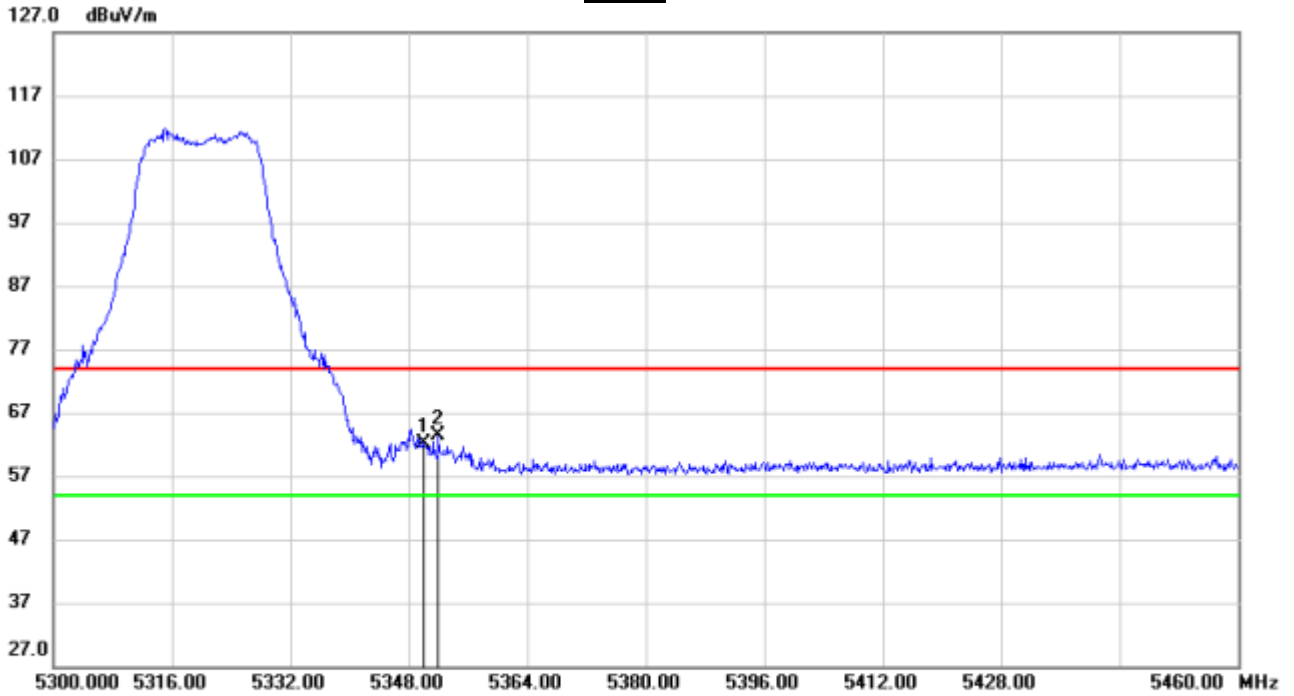




**VERTICAL RESULTS**  
**PEAK**

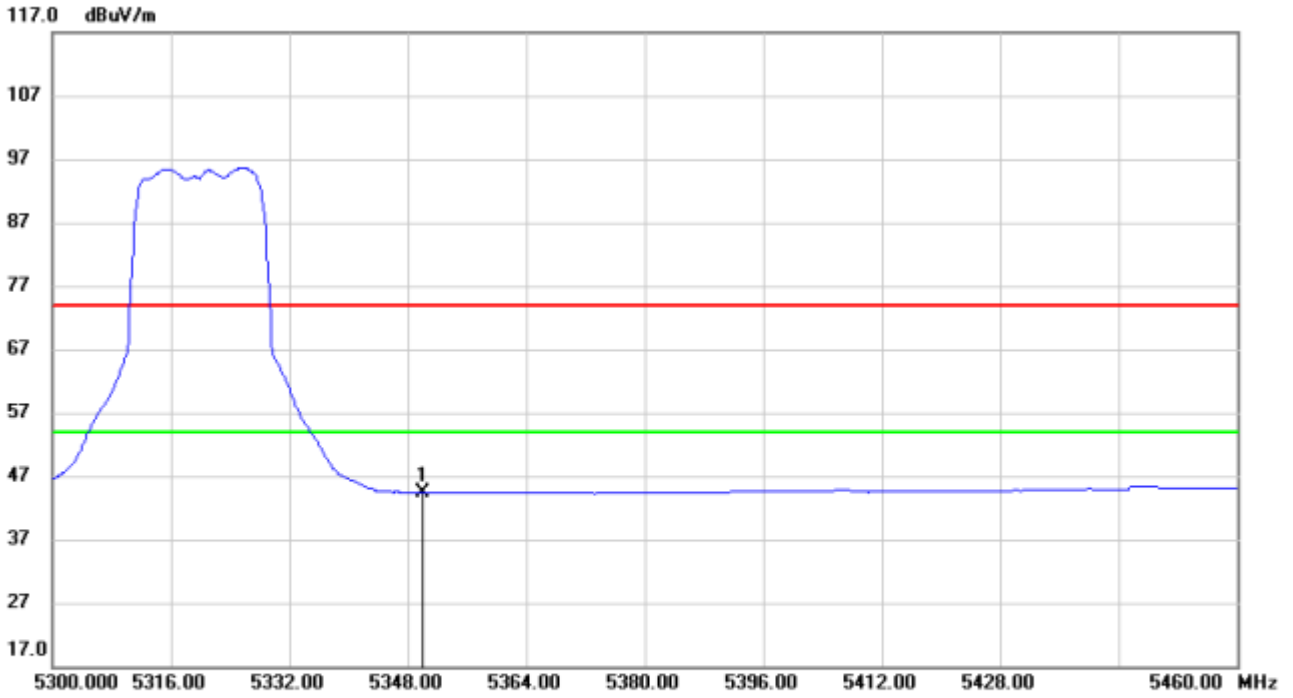


No.	Mk.	Freq.	Reading Level	Correct Factor	Measurement	Limit	Margin	Antenna Height	Table Degree	
		MHz	dBuV	dB	dBuV/m	dBuV/m	dB	cm	degree	Comment
1		5350.000	21.49	40.54	62.03	74.00	-11.97			peak
2	*	5352.000	22.90	40.55	63.45	74.00	-10.55			peak

- Note: 1. Measurement = Reading Level + Correct Factor.  
2. If Peak Result complies with AV limit, AV Result is deemed to comply with AV limit.  
3. Peak: Peak detector.



**AVG**



No.	Mk.	Freq.	Reading Level	Correct Factor	Measurement	Limit	Margin	Antenna Height	Table Degree	
		MHz	dBuV	dB	dBuV/m	dBuV/m	dB	Detector	cm	degree
1	*	5350.000	3.83	40.54	44.37	54.00	-9.63	AVG		

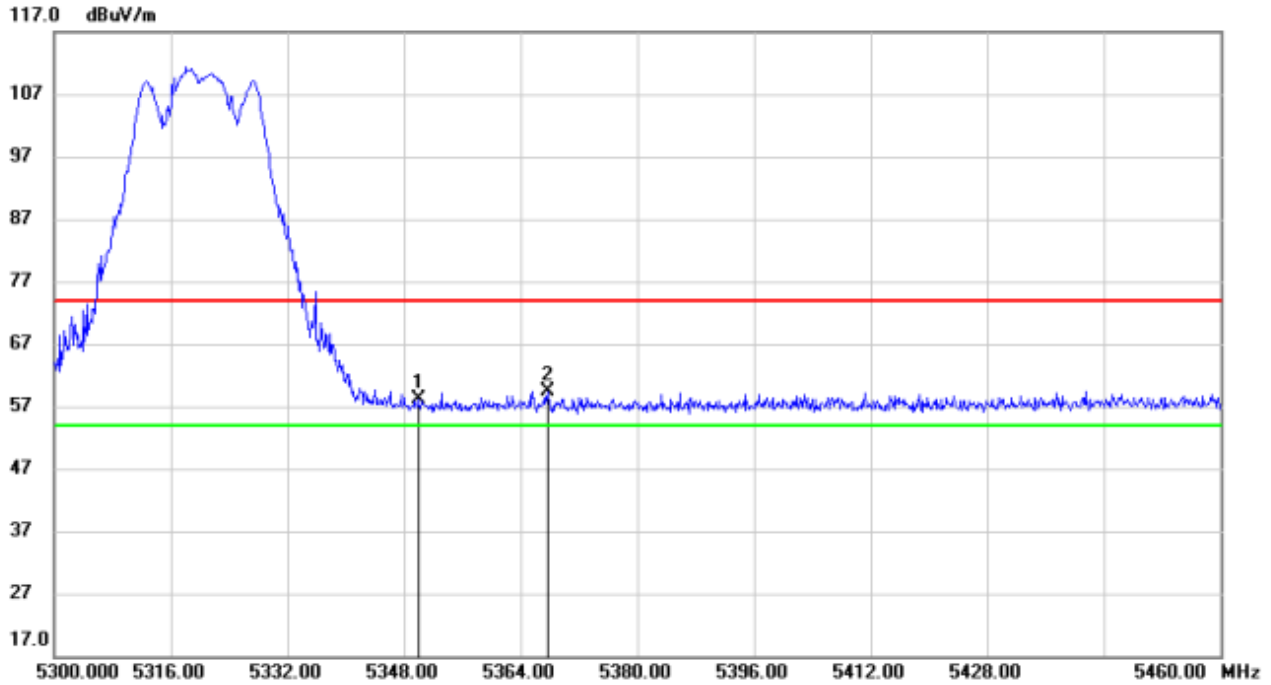
- Note: 1. Measurement = Reading Level + Correct Factor  
 2. AVG: VBW=1/T, (For the value of 1/T, please refer to the table on page 18).  
 3. For duty cycle, please refer to clause 6.1.



**3TX Mode**

**RESTRICTED BANDEDGE HIGH CHANNEL**

**HORIZONTAL RESULTS  
PEAK**

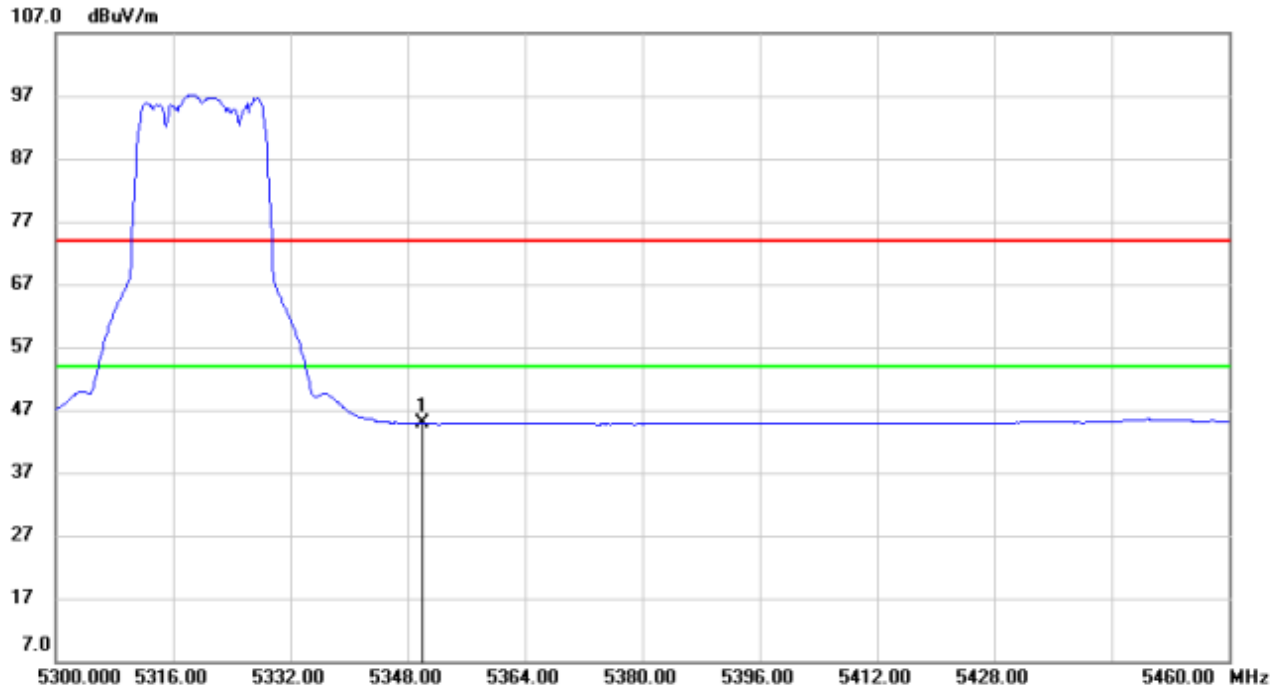


No.	Mk.	Freq.	Reading Level	Correct Factor	Measurement	Limit	Margin	Antenna Height	Table Degree	
		MHz	dBuV	dB	dBuV/m	dBuV/m	dB	cm	degree	Comment
1		5350.000	17.70	40.44	58.14	74.00	-15.86			peak
2	*	5367.680	18.86	40.59	59.45	74.00	-14.55			peak

Note: 1. Measurement = Reading Level + Correct Factor.  
 2. If Peak Result complies with AV limit, AV Result is deemed to comply with AV limit.  
 3. Peak: Peak detector.



**AVG**

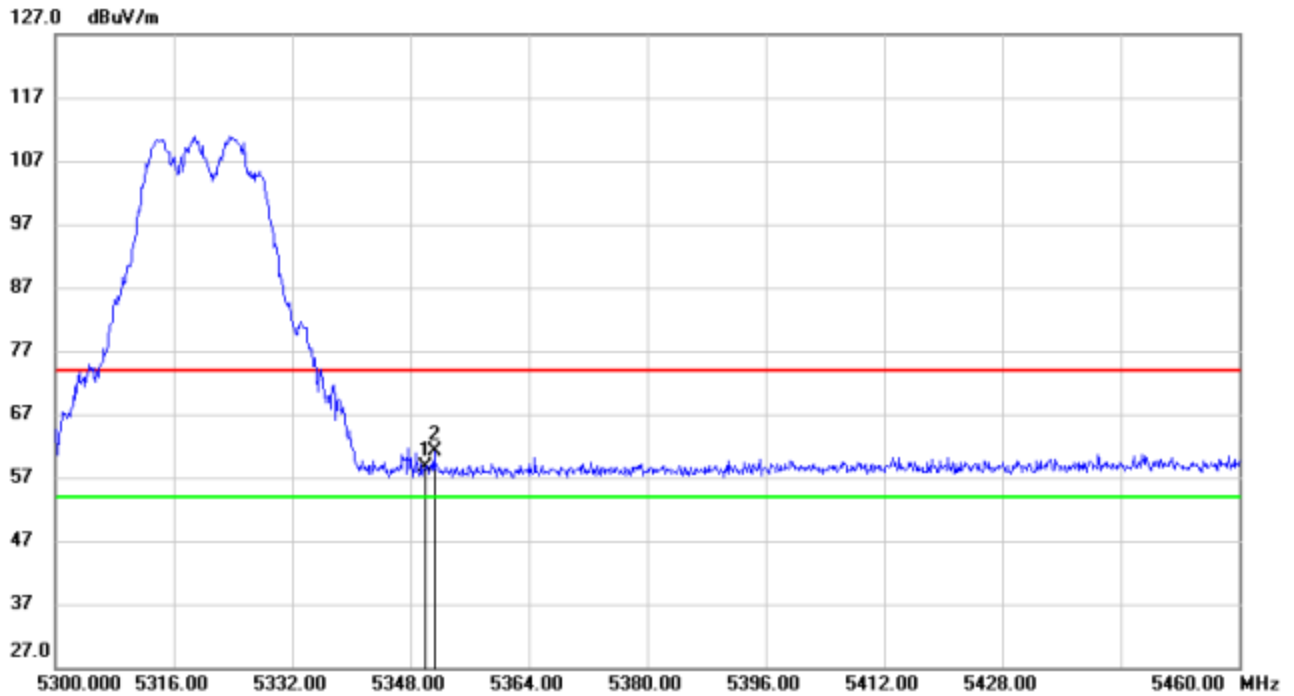


No.	Mk.	Freq.	Reading Level	Correct Factor	Measurement	Limit	Margin	Antenna Height	Table Degree	
		MHz	dBuV	dB	dBuV/m	dBuV/m	dB	cm	degree	Comment
1	*	5350.000	4.47	40.44	44.91	54.00	-9.09	AVG		

- Note:
1. Measurement = Reading Level + Correct Factor
  2. AVG: VBW=1/T, (For the value of 1/T, please refer to the table on page 18).
  3. For duty cycle, please refer to clause 6.1.



**VERTICAL RESULTS**  
**PEAK**

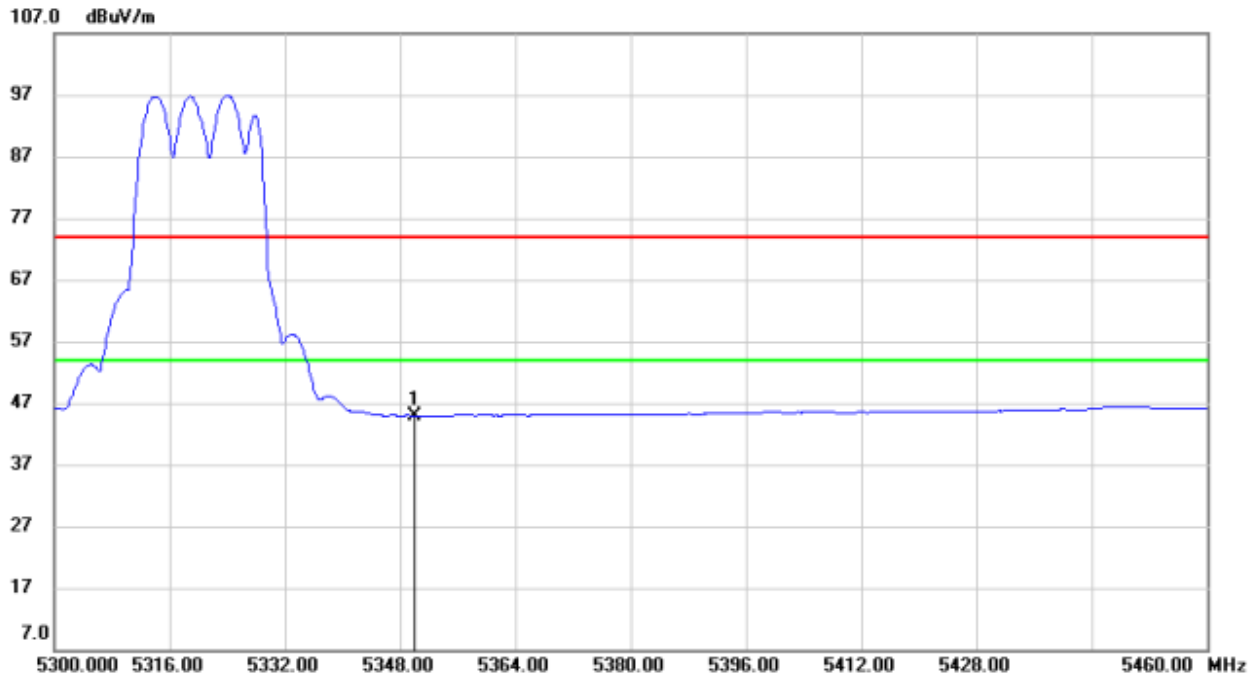


No.	Mk.	Freq. MHz	Reading Level dBuV	Correct Factor dB	Measure- ment dBuV/m	Limit dBuV/m	Margin dB	Detector	Antenna Height cm	Table Degree	Comment
1		5350.000	17.98	40.54	58.52	74.00	-15.48	peak			
2	*	5351.200	20.59	40.54	61.13	74.00	-12.87	peak			

Note: 1. Measurement = Reading Level + Correct Factor.  
2. If Peak Result complies with AV limit, AV Result is deemed to comply with AV limit.  
3. Peak: Peak detector.



**AVG**



No.	Mk.	Freq.	Reading Level	Correct Factor	Measurement	Limit	Margin	Antenna Height	Table Degree	
		MHz	dBuV	dB	dBuV/m	dBuV/m	dB	cm	degree	Comment
1	*	5350.000	4.41	40.54	44.95	54.00	-9.05			AVG

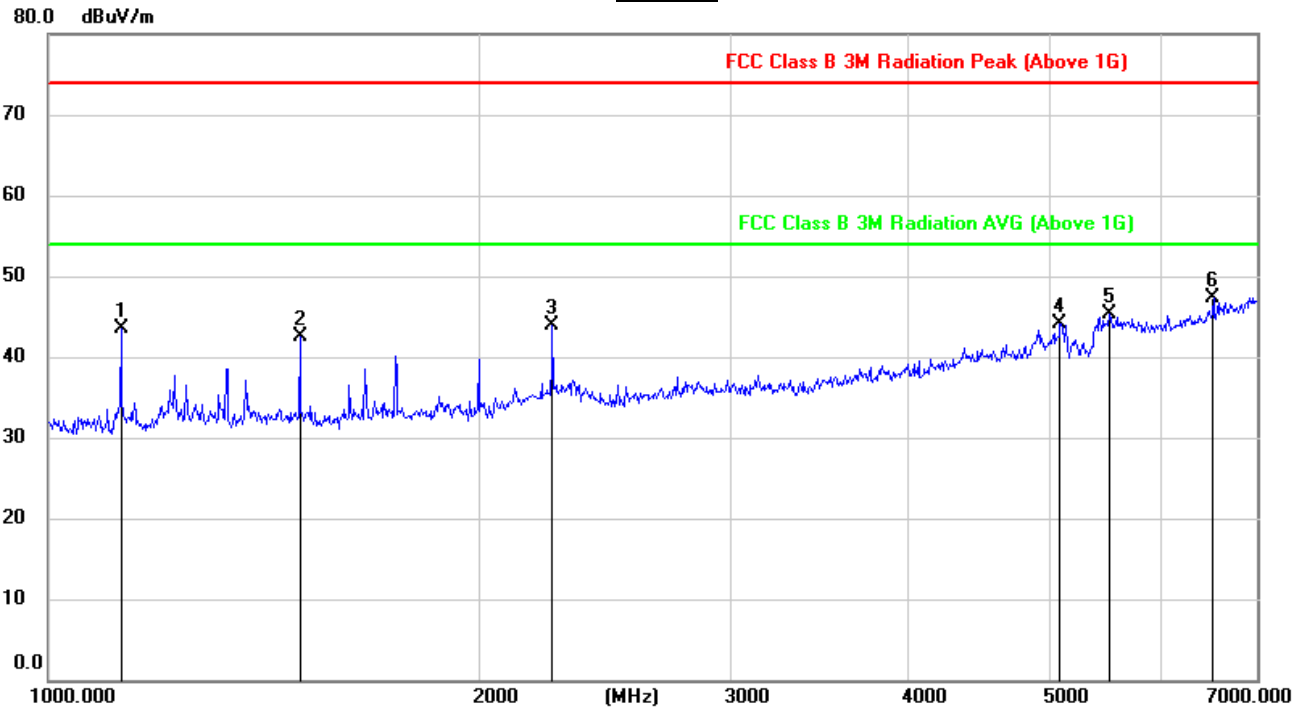
- Note:
1. Measurement = Reading Level + Correct Factor
  2. AVG: VBW=1/T, (For the value of 1/T, please refer to the table on page 18).
  3. For duty cycle, please refer to clause 6.1.



**3TX (WORST-CASE CONFIGURATION)**

**HARMONICS AND SPURIOUS EMISSIONS LOW CHANNEL**

**HORIZONTAL RESULTS  
1-7GHz**

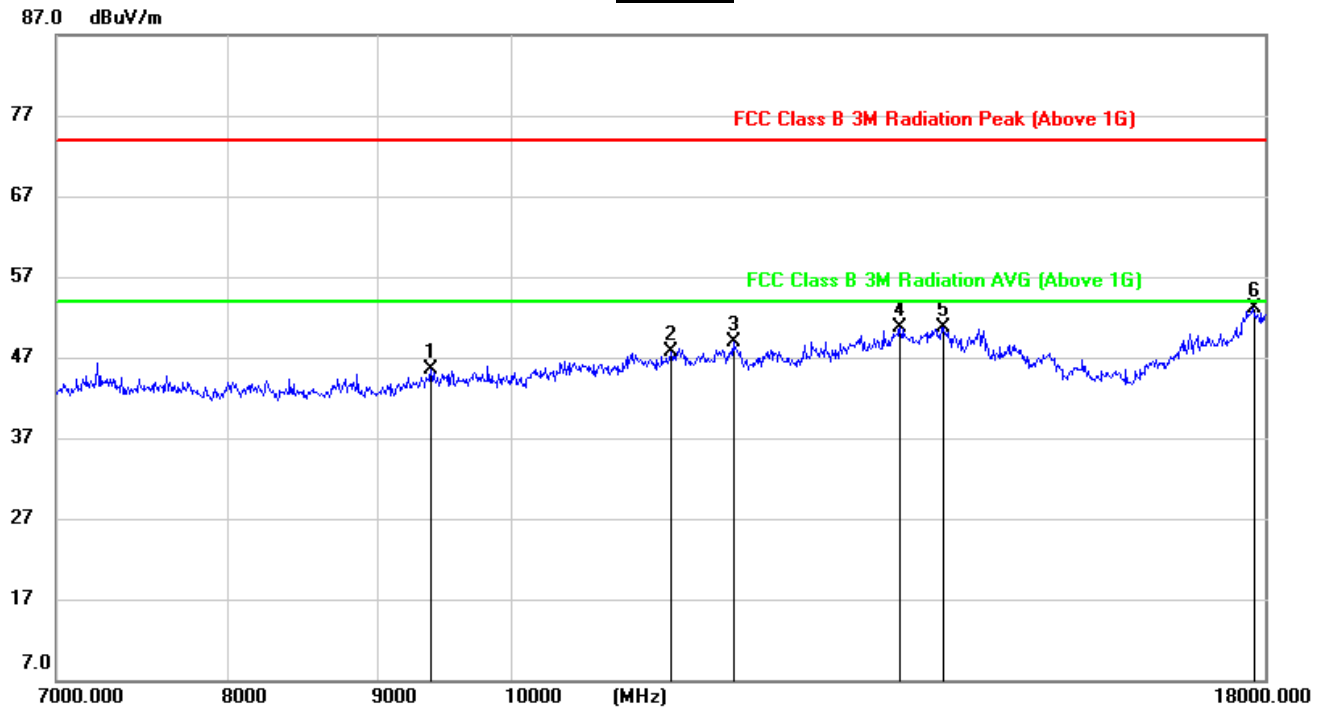


No.	Frequency (MHz)	Reading (dBuV/m)	Correct (dB/m)	Result (dBuV/m)	Limit (dBuV/m)	Margin (dB)	Remark
1	1123.844	57.33	-13.79	43.54	74.00	-30.46	peak
2	1498.927	55.14	-12.61	42.53	74.00	-31.47	peak
3	2251.158	52.18	-8.36	43.82	74.00	-30.18	peak
4	5107.309	44.58	-0.46	44.12	74.00	-29.88	peak
5	5520.725	44.23	1.00	45.23	74.00	-28.77	peak
6	6526.412	43.58	3.63	47.21	74.00	-26.79	peak

Note: 1. Measurement = Reading Level + Correct Factor.  
 2. If Peak Result complies with AV limit, AV Result is deemed to comply with AV limit.  
 3. Peak: Peak detector.



**HORIZONTAL RESULTS**  
**7-18GHz**



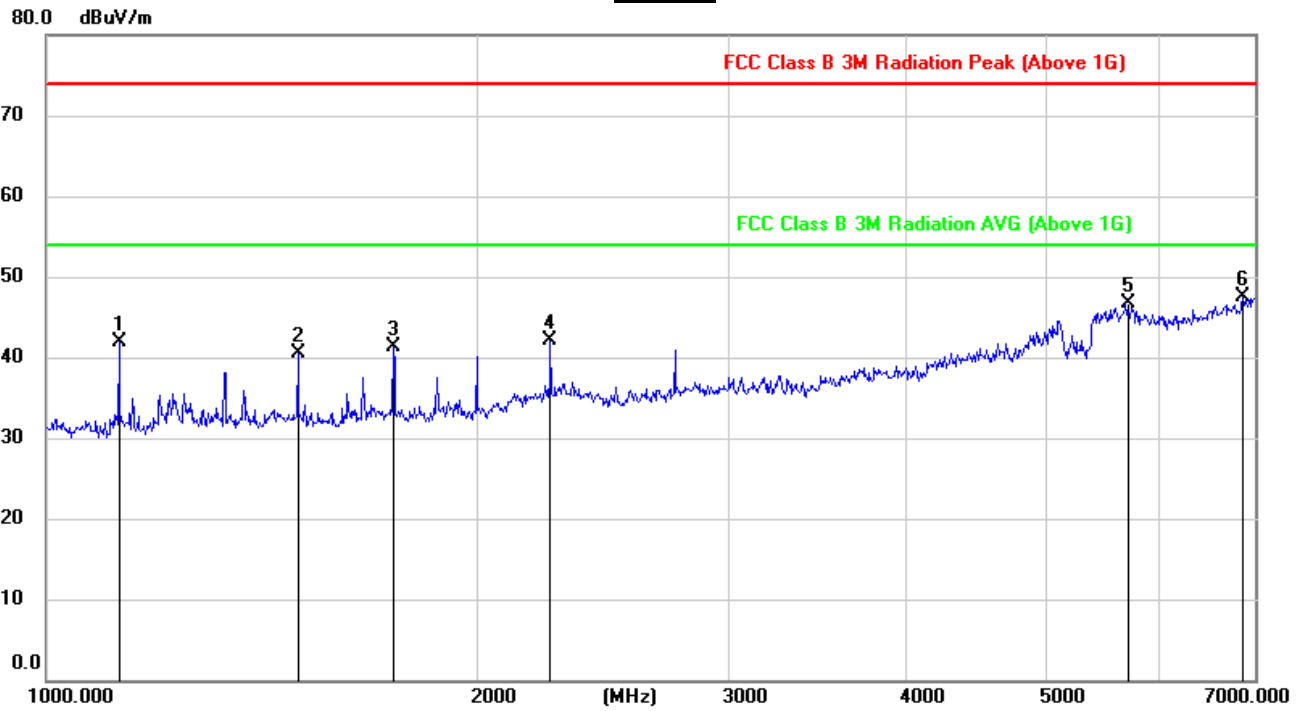
No.	Frequency (MHz)	Reading (dBuV/m)	Correct dB/m	Result (dBuV/m)	Limit (dBuV/m)	Margin (dB)	Remark
1	9381.065	36.08	9.48	45.56	74.00	-28.44	peak
2	11320.793	34.20	13.46	47.66	74.00	-26.34	peak
3	11879.434	33.99	14.83	48.82	74.00	-25.18	peak
4	13533.179	32.41	18.22	50.63	74.00	-23.37	peak
5	14001.227	32.27	18.46	50.73	74.00	-23.27	peak
6	17847.646	28.75	24.26	53.01	74.00	-20.99	peak

Note: 1. Measurement = Reading Level + Correct Factor.  
2. If Peak Result complies with AV limit, AV Result is deemed to comply with AV limit.  
3. Peak: Peak detector.





**VERTICAL RESULTS**  
**1-7GHz**

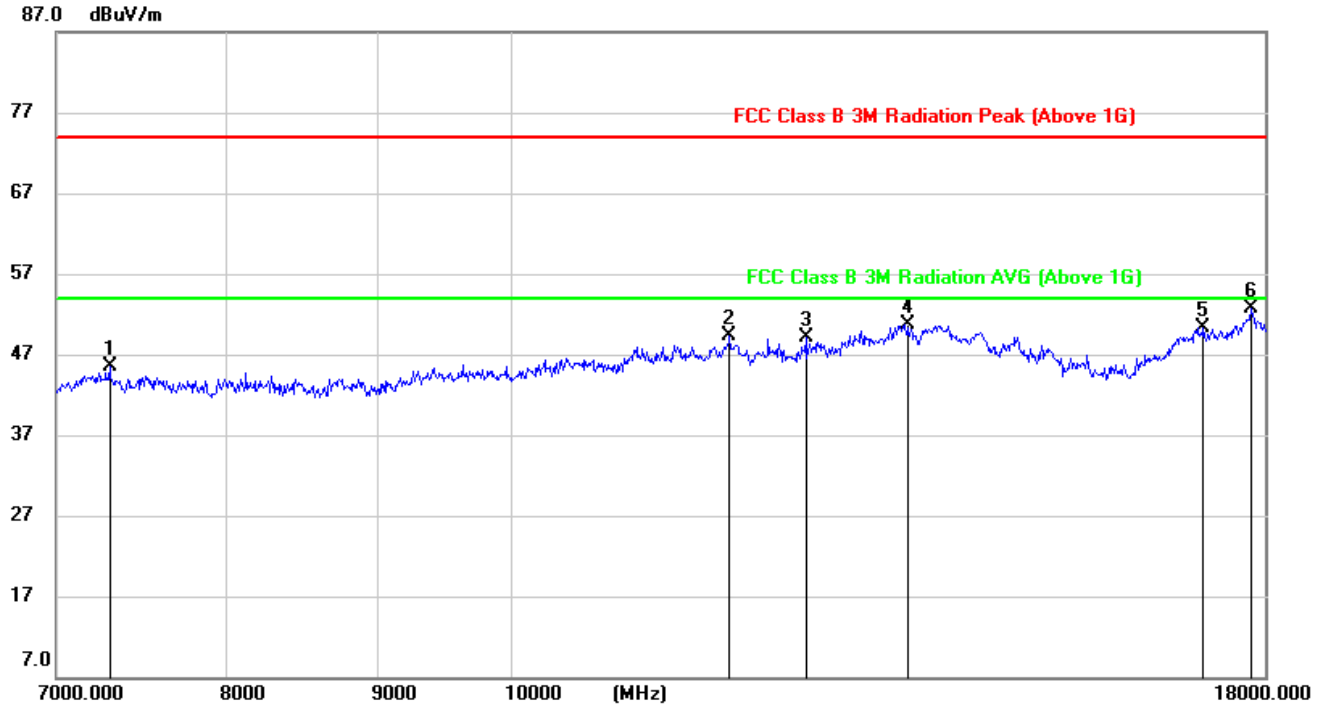


No.	Frequency (MHz)	Reading (dBuV/m)	Correct dB/m	Result (dBuV/m)	Limit (dBuV/m)	Margin (dB)	Remark
1	1123.844	56.02	-14.04	41.98	74.00	-32.02	peak
2	1498.927	53.25	-12.71	40.54	74.00	-33.46	peak
3	1751.412	53.24	-11.89	41.35	74.00	-32.65	peak
4	2251.158	50.38	-8.36	42.02	74.00	-31.98	peak
5	5695.314	45.80	0.99	46.79	74.00	-27.21	peak
6	6865.103	42.67	4.88	47.55	74.00	-26.45	peak

- Note: 1. Measurement = Reading Level + Correct Factor.  
 2. If Peak Result complies with AV limit, AV Result is deemed to comply with AV limit.  
 3. Peak: Peak detector.



**7-18GHz**



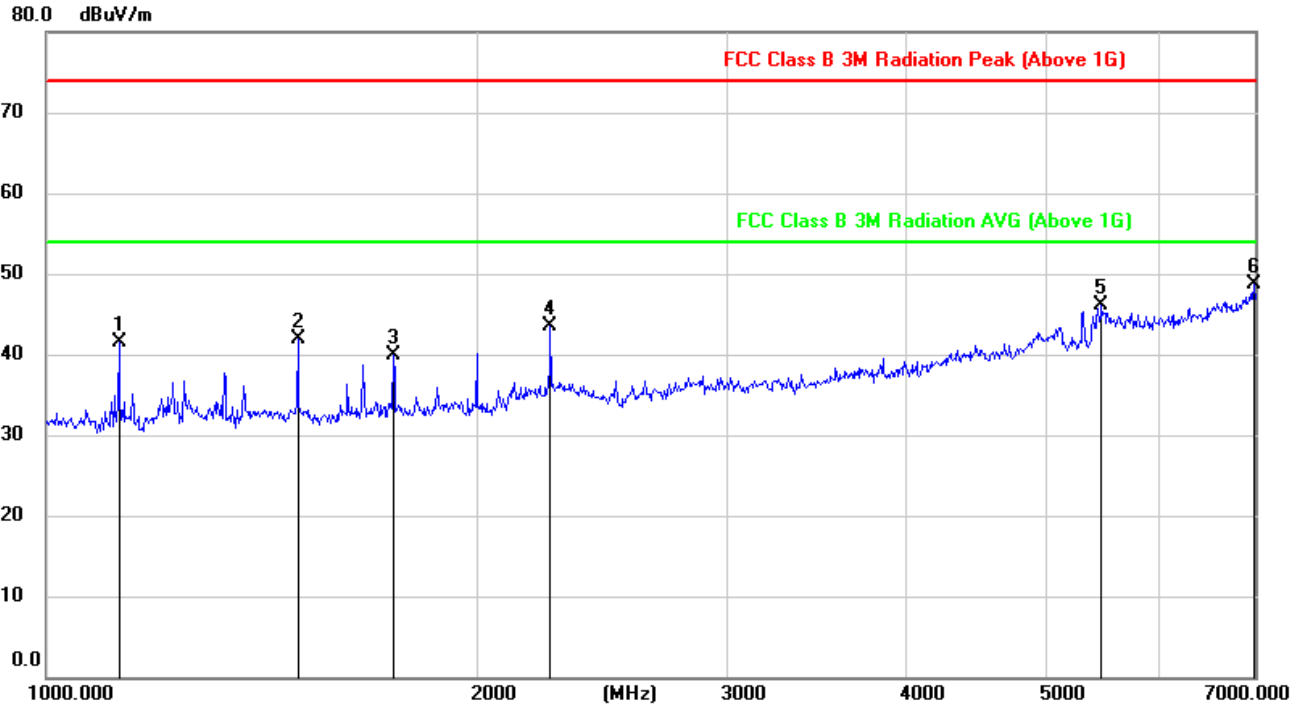
No.	Frequency (MHz)	Reading (dBuV/m)	Correct (dB/m)	Result (dBuV/m)	Limit (dBuV/m)	Margin (dB)	Remark
1	7297.023	39.08	6.45	45.53	74.00	-28.47	peak
2	11845.822	34.51	14.72	49.23	74.00	-24.77	peak
3	12572.053	33.95	15.24	49.19	74.00	-24.81	peak
4	13597.238	32.33	18.37	50.70	74.00	-23.30	peak
5	17169.742	29.63	20.68	50.31	74.00	-23.69	peak
6	17797.148	28.05	24.61	52.66	74.00	-21.34	peak

Note: 1. Measurement = Reading Level + Correct Factor.  
 2. If Peak Result complies with AV limit, AV Result is deemed to comply with AV limit.  
 3. Peak: Peak detector.



**HARMONICS AND SPURIOUS EMISSIONS MID CHANNEL**

**HORIZONTAL RESULTS**  
**1-7GHz**

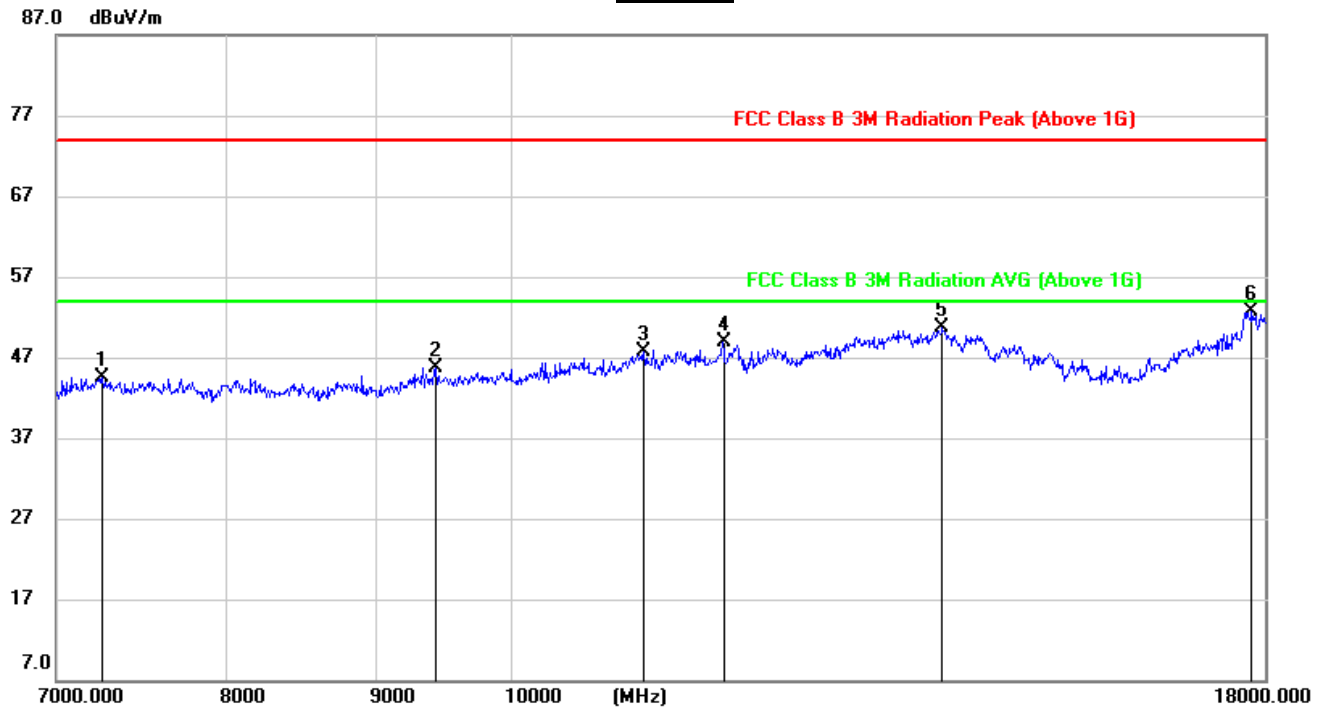


No.	Frequency (MHz)	Reading (dBuV/m)	Correct dB/m	Result (dBuV/m)	Limit (dBuV/m)	Margin (dB)	Remark
1	1123.844	55.36	-13.79	41.57	74.00	-32.43	peak
2	1498.927	54.59	-12.61	41.98	74.00	-32.02	peak
3	1751.412	51.82	-11.89	39.93	74.00	-34.07	peak
4	2251.158	51.82	-8.36	43.46	74.00	-30.54	peak
5	5467.271	45.35	0.80	46.15	74.00	-27.85	peak
6	6986.392	43.41	5.35	48.76	74.00	-25.24	peak

Note: 1. Measurement = Reading Level + Correct Factor.  
2. If Peak Result complies with AV limit, AV Result is deemed to comply with AV limit.  
3. Peak: Peak detector.



**HORIZONTAL RESULTS**  
**7-18GHz**

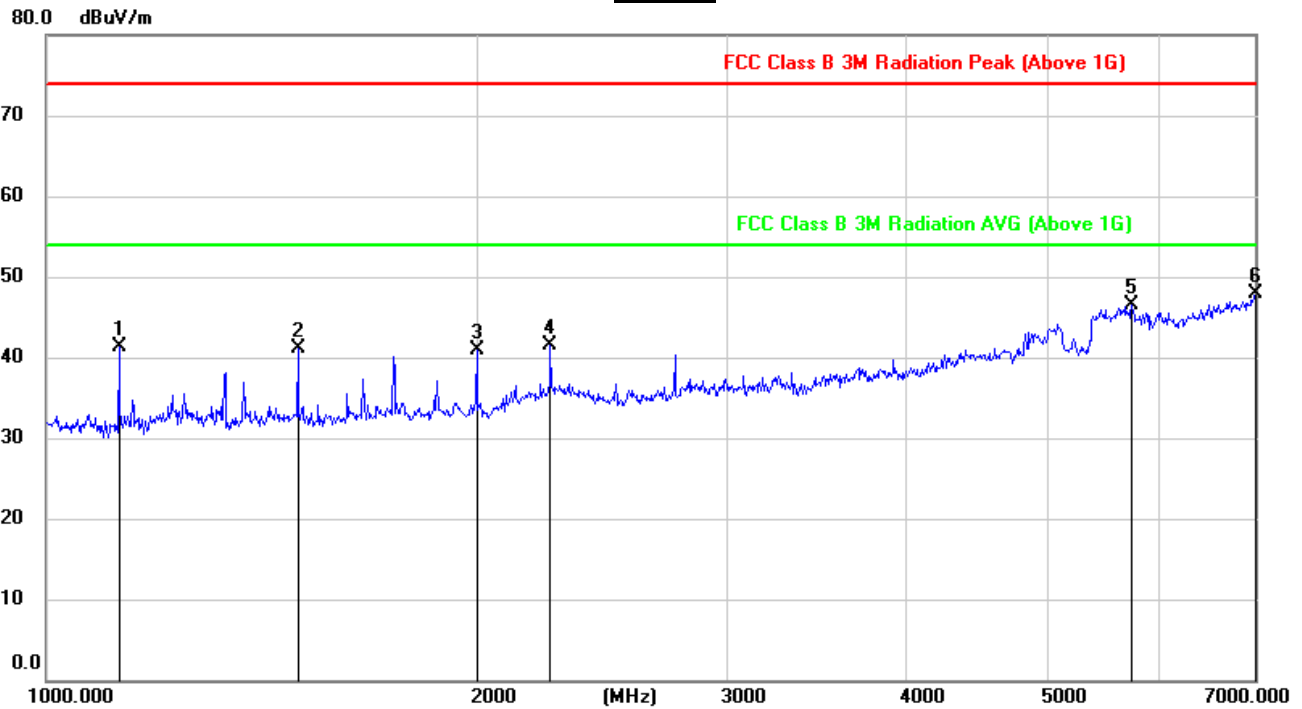


No.	Frequency (MHz)	Reading (dBuV/m)	Correct (dB/m)	Result (dBuV/m)	Limit (dBuV/m)	Margin (dB)	Remark
1	7255.789	38.07	6.45	44.52	74.00	-29.48	peak
2	9425.470	36.26	9.51	45.77	74.00	-28.23	peak
3	11077.527	34.90	12.78	47.68	74.00	-26.32	peak
4	11790.015	35.12	13.81	48.93	74.00	-25.07	peak
5	13988.010	32.18	18.49	50.67	74.00	-23.33	peak
6	17813.965	28.43	24.25	52.68	74.00	-21.32	peak

Note: 1. Measurement = Reading Level + Correct Factor.  
2. If Peak Result complies with AV limit, AV Result is deemed to comply with AV limit.  
3. Peak: Peak detector.



**VERTICAL RESULTS**  
**1-7GHz**

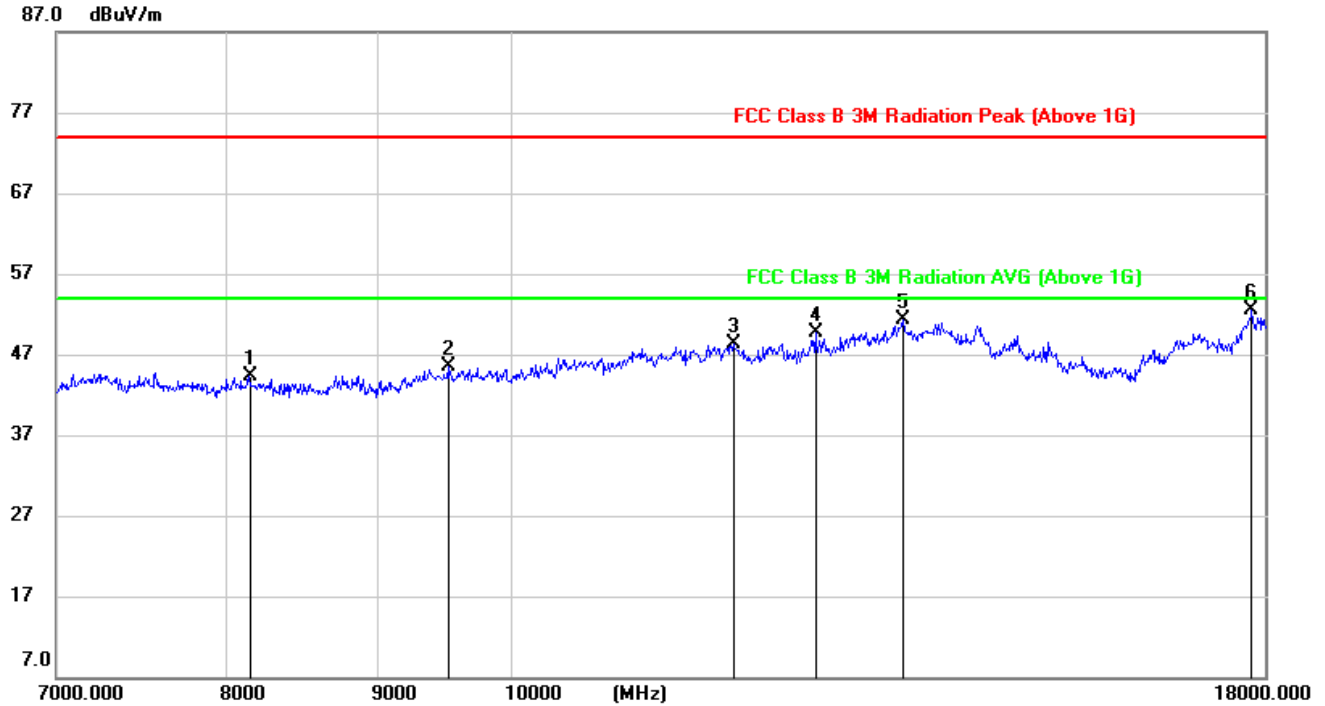


No.	Frequency (MHz)	Reading (dBuV/m)	Correct dB/m	Result (dBuV/m)	Limit (dBuV/m)	Margin (dB)	Remark
1	1123.844	55.36	-14.04	41.32	74.00	-32.68	peak
2	1498.927	53.79	-12.71	41.08	74.00	-32.92	peak
3	1999.194	52.19	-11.21	40.98	74.00	-33.02	peak
4	2251.158	49.79	-8.36	41.43	74.00	-32.57	peak
5	5739.817	45.39	1.13	46.52	74.00	-27.48	peak
6	7000.000	42.59	5.39	47.98	74.00	-26.02	peak

Note: 1. Measurement = Reading Level + Correct Factor.  
 2. If Peak Result complies with AV limit, AV Result is deemed to comply with AV limit.  
 3. Peak: Peak detector.



**7-18GHz**



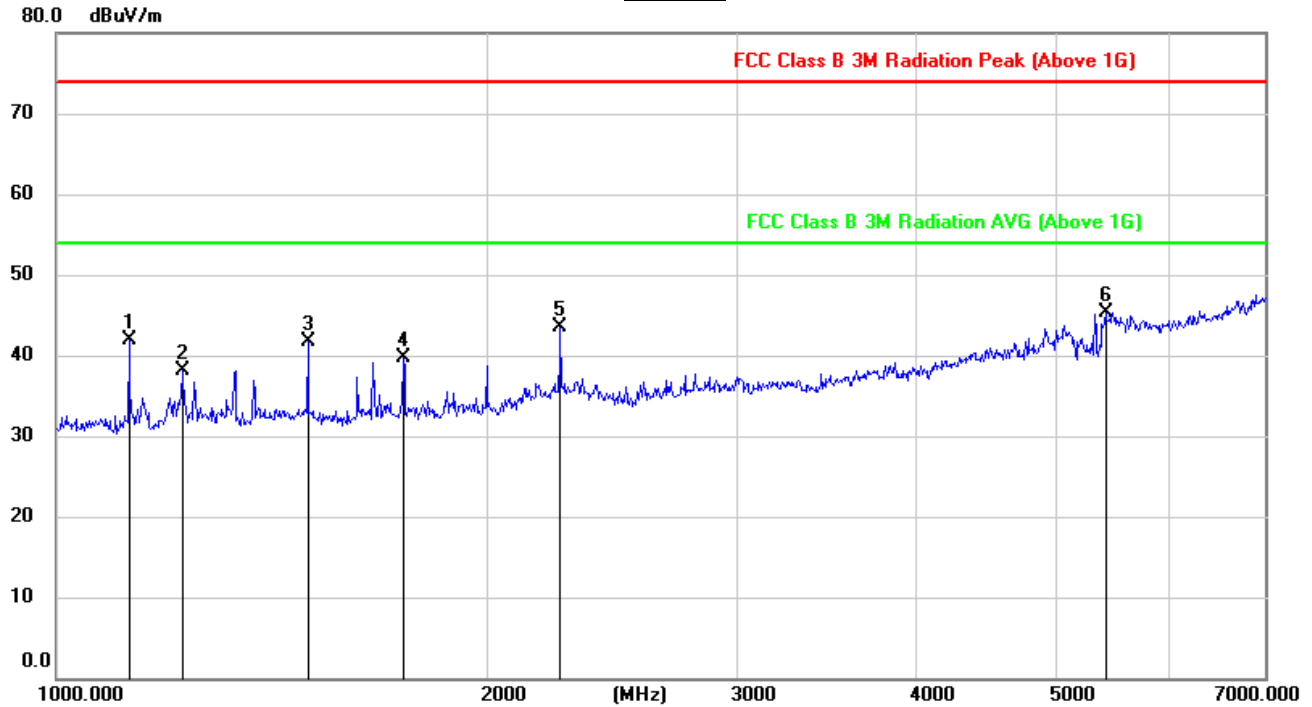
No.	Frequency (MHz)	Reading (dBuV/m)	Correct (dB/m)	Result (dBuV/m)	Limit (dBuV/m)	Margin (dB)	Remark
1	8141.904	37.40	6.92	44.32	74.00	-29.68	peak
2	9505.929	35.64	9.78	45.42	74.00	-28.58	peak
3	11879.434	33.55	14.74	48.29	74.00	-25.71	peak
4	12667.404	34.17	15.49	49.66	74.00	-24.34	peak
5	13571.578	32.69	18.66	51.35	74.00	-22.65	peak
6	17813.965	28.13	24.42	52.55	74.00	-21.45	peak

Note: 1. Measurement = Reading Level + Correct Factor.  
2. If Peak Result complies with AV limit, AV Result is deemed to comply with AV limit.  
3. Peak: Peak detector.



**HARMONICS AND SPURIOUS EMISSIONS HIGH CHANNEL**

**HORIZONTAL RESULTS**  
**1-7GHz**

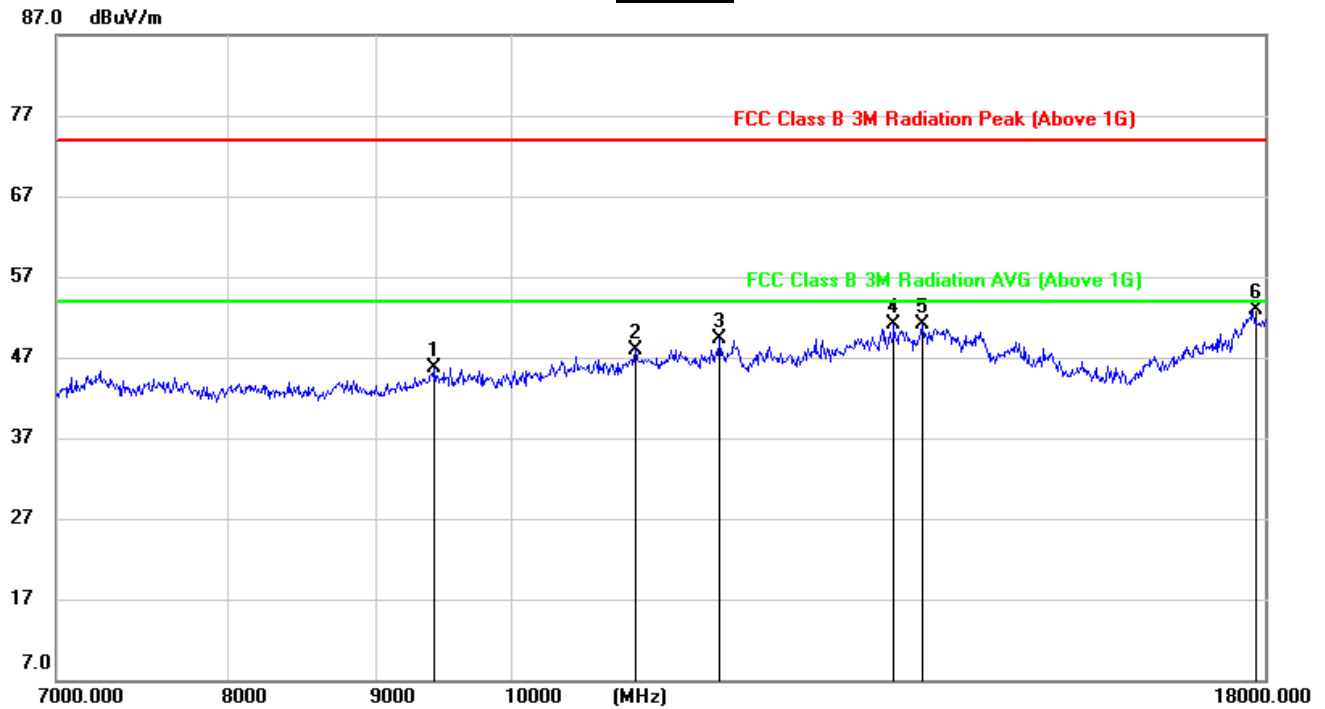


No.	Frequency (MHz)	Reading (dBuV/m)	Correct dB/m	Result (dBuV/m)	Limit (dBuV/m)	Margin (dB)	Remark
1	1123.844	55.66	-13.79	41.87	74.00	-32.13	peak
2	1224.307	51.42	-13.27	38.15	74.00	-35.85	peak
3	1498.927	54.35	-12.61	41.74	74.00	-32.26	peak
4	1751.412	51.62	-11.89	39.73	74.00	-34.27	peak
5	2251.158	51.88	-8.36	43.52	74.00	-30.48	peak
6	5424.881	44.81	0.50	45.31	74.00	-28.69	peak

Note: 1. Measurement = Reading Level + Correct Factor.  
2. If Peak Result complies with AV limit, AV Result is deemed to comply with AV limit.  
3. Peak: Peak detector.



**HORIZONTAL RESULTS**  
**7-18GHz**



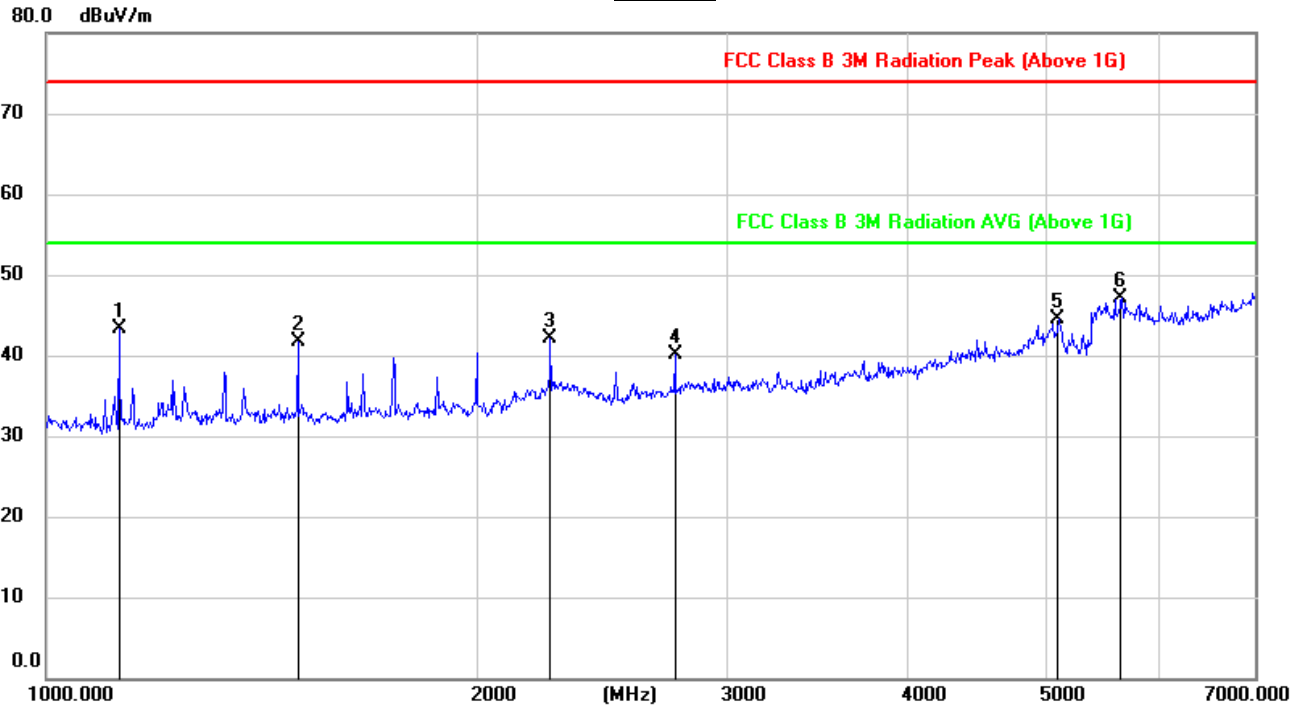
No.	Frequency (MHz)	Reading (dBuV/m)	Correct dB/m	Result (dBuV/m)	Limit (dBuV/m)	Margin (dB)	Remark
1	9407.682	36.09	9.54	45.63	74.00	-28.37	peak
2	11014.931	35.13	12.87	48.00	74.00	-26.00	peak
3	11756.656	34.72	14.51	49.23	74.00	-24.77	peak
4	13469.422	32.94	18.09	51.03	74.00	-22.97	peak
5	13778.221	32.47	18.61	51.08	74.00	-22.92	peak
6	17847.646	28.57	24.26	52.83	74.00	-21.17	peak

Note: 1. Measurement = Reading Level + Correct Factor.  
2. If Peak Result complies with AV limit, AV Result is deemed to comply with AV limit.  
3. Peak: Peak detector.





**VERTICAL RESULTS**  
**1-7GHz**

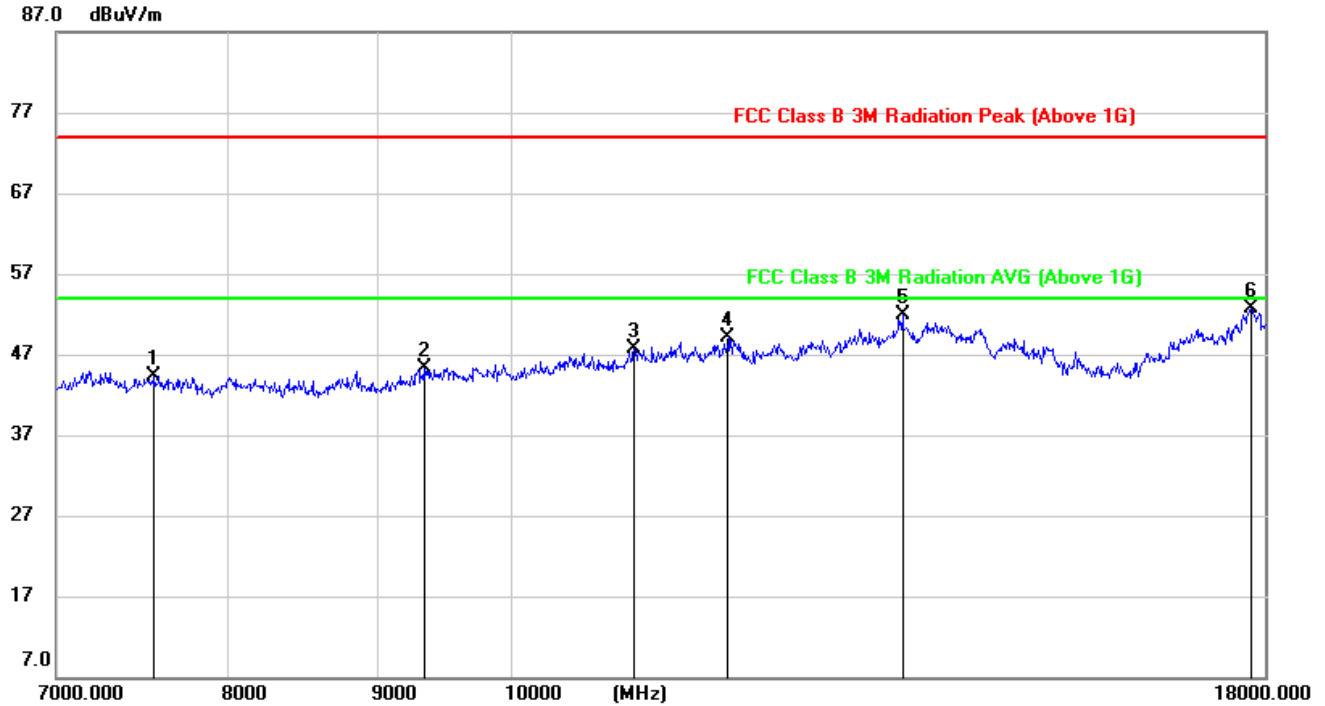


No.	Frequency (MHz)	Reading (dBuV/m)	Correct dB/m	Result (dBuV/m)	Limit (dBuV/m)	Margin (dB)	Remark
1	1123.844	57.32	-14.04	43.28	74.00	-30.72	peak
2	1498.927	54.36	-12.71	41.65	74.00	-32.35	peak
3	2251.158	50.51	-8.36	42.15	74.00	-31.85	peak
4	2750.749	48.07	-8.04	40.03	74.00	-33.97	peak
5	5107.309	44.71	-0.26	44.45	74.00	-29.55	peak
6	5651.155	46.28	0.84	47.12	74.00	-26.88	peak

- Note: 1. Measurement = Reading Level + Correct Factor.  
 2. If Peak Result complies with AV limit, AV Result is deemed to comply with AV limit.  
 3. Peak: Peak detector.



**7-18GHz**



No.	Frequency (MHz)	Reading (dBuV/m)	Correct (dB/m)	Result (dBuV/m)	Limit (dBuV/m)	Margin (dB)	Remark
1	7556.526	37.52	6.73	44.25	74.00	-29.75	peak
2	9328.055	35.83	9.38	45.21	74.00	-28.79	peak
3	10994.144	34.87	12.80	47.67	74.00	-26.33	peak
4	11845.822	34.32	14.72	49.04	74.00	-24.96	peak
5	13571.578	33.23	18.66	51.89	74.00	-22.11	peak
6	17797.148	28.18	24.61	52.79	74.00	-21.21	peak

Note: 1. Measurement = Reading Level + Correct Factor.  
 2. If Peak Result complies with AV limit, AV Result is deemed to comply with AV limit.  
 3. Peak: Peak detector.

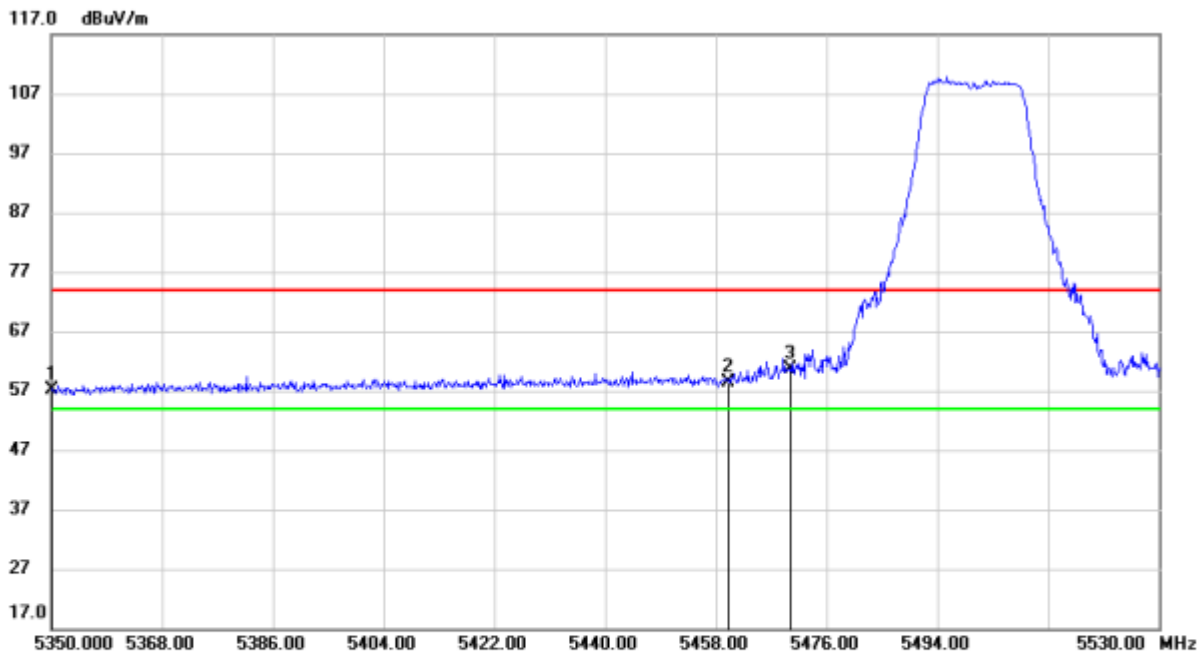


**7.1.2. UNII-2C BAND**

**1TX Mode**

**RESTRICTED BANDEDGE LOW CHANNEL**

**HORIZONTAL RESULTS**  
**PEAK**

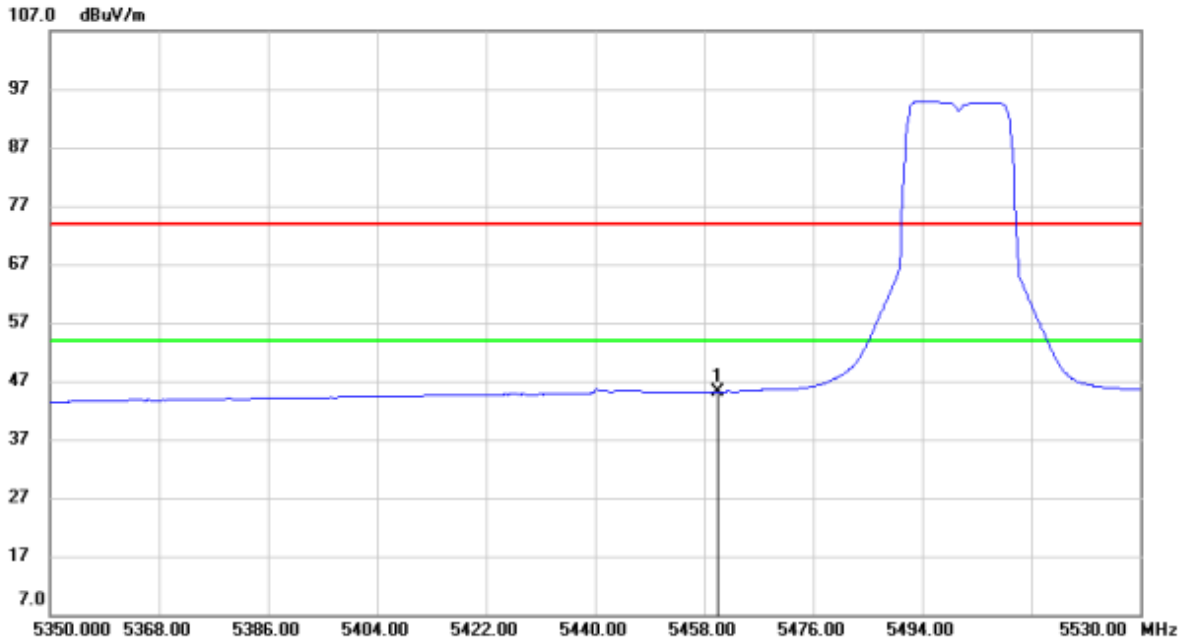


No.	Mk.	Freq.	Reading Level	Correct Factor	Measurement	Limit	Margin	Antenna Height	Table Degree	
		MHz	dBuV	dB	dBuV/m	dBuV/m	dB	cm	degree	Comment
1		5350.000	16.61	40.44	57.05	74.00	-16.95			peak
2		5460.000	17.13	41.26	58.39	74.00	-15.61			peak
3	*	5470.000	19.37	41.33	60.70	74.00	-13.30			peak

Note: 1. Measurement = Reading Level + Correct Factor.  
 2. If Peak Result complies with AV limit, AV Result is deemed to comply with AV limit.  
 3. Peak: Peak detector.



**AVG**

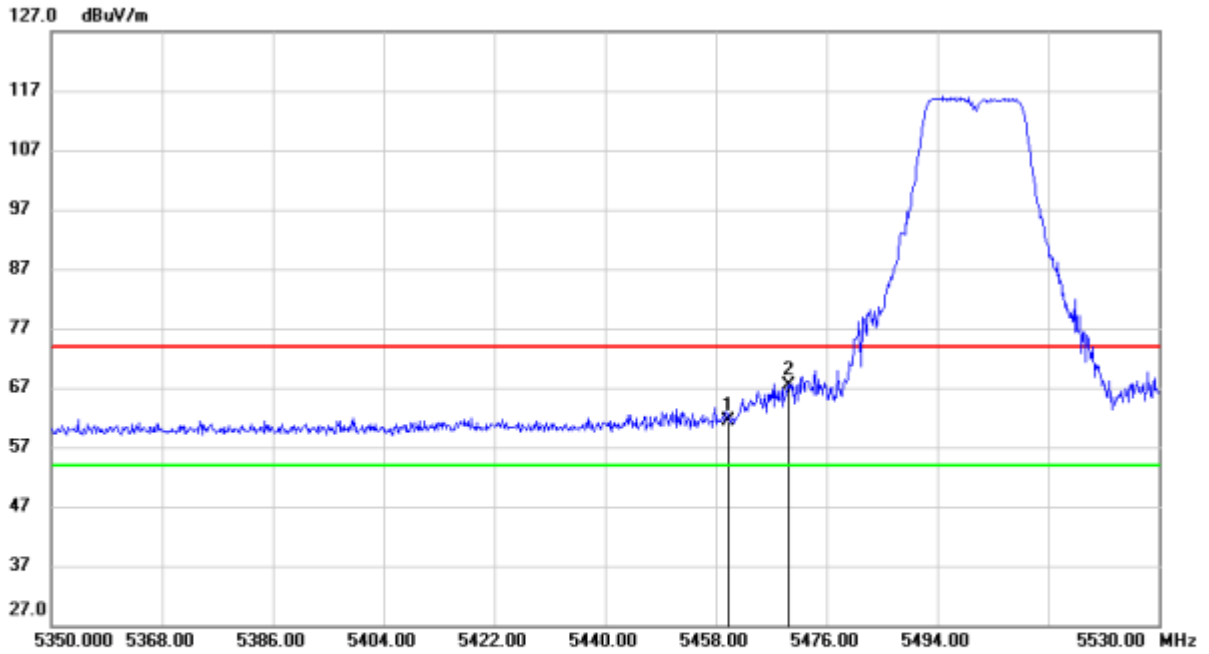


No.	Mk.	Freq.	Reading Level	Correct Factor	Measurement	Limit	Margin	Antenna Height	Table Degree	
		MHz	dBuV	dB	dBuV/m	dBuV/m	dB	cm	degree	Comment
1	*	5460.000	3.89	41.26	45.15	54.00	-8.85	AVG		

- Note:
1. Measurement = Reading Level + Correct Factor
  2. AVG: VBW=1/T, (For the value of 1/T, please refer to the table on page 18).
  3. For duty cycle, please refer to clause 6.1.



**VERTICAL RESULTS**  
**PEAK**

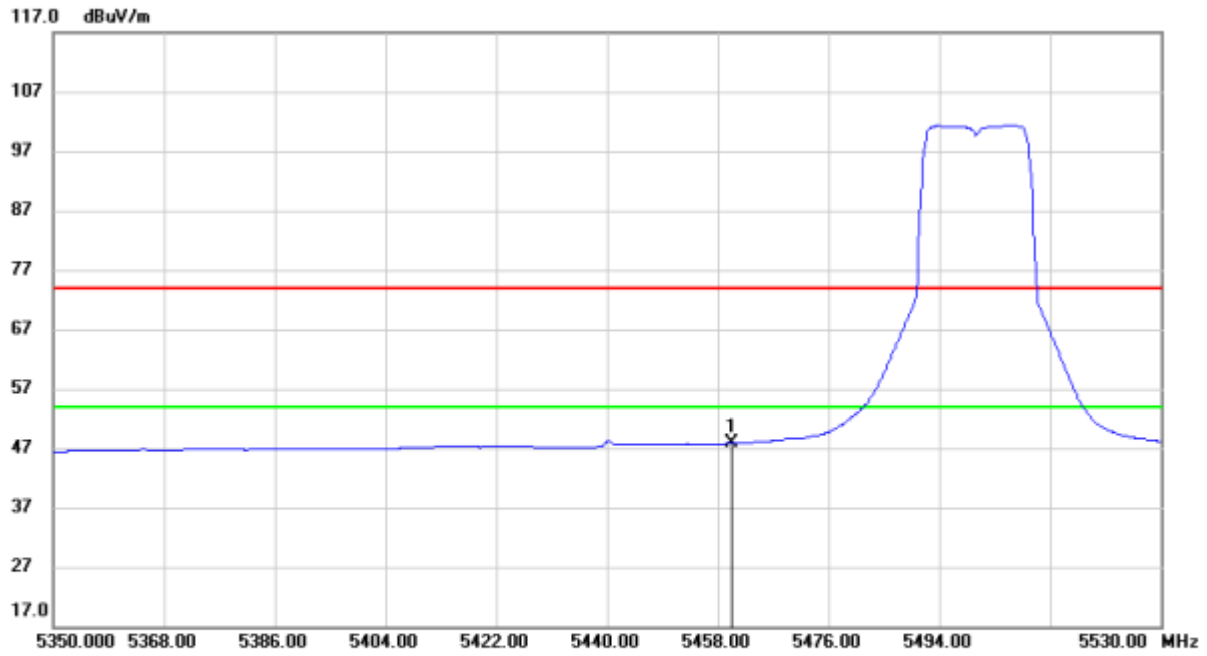


No.	Mk.	Freq. MHz	Reading Level dBuV	Correct Factor dB	Measure- ment dBuV/m	Limit dBuV/m	Margin dB	Detector	Antenna Height cm	Table Degree degree	Comment
1		5460.000	20.05	41.26	61.31	74.00	-12.69	peak			
2	*	5470.000	26.03	41.33	67.36	74.00	-6.64	peak			

- Note: 1. Measurement = Reading Level + Correct Factor.  
2. If Peak Result complies with AV limit, AV Result is deemed to comply with AV limit.  
3. Peak: Peak detector.



**AVG**



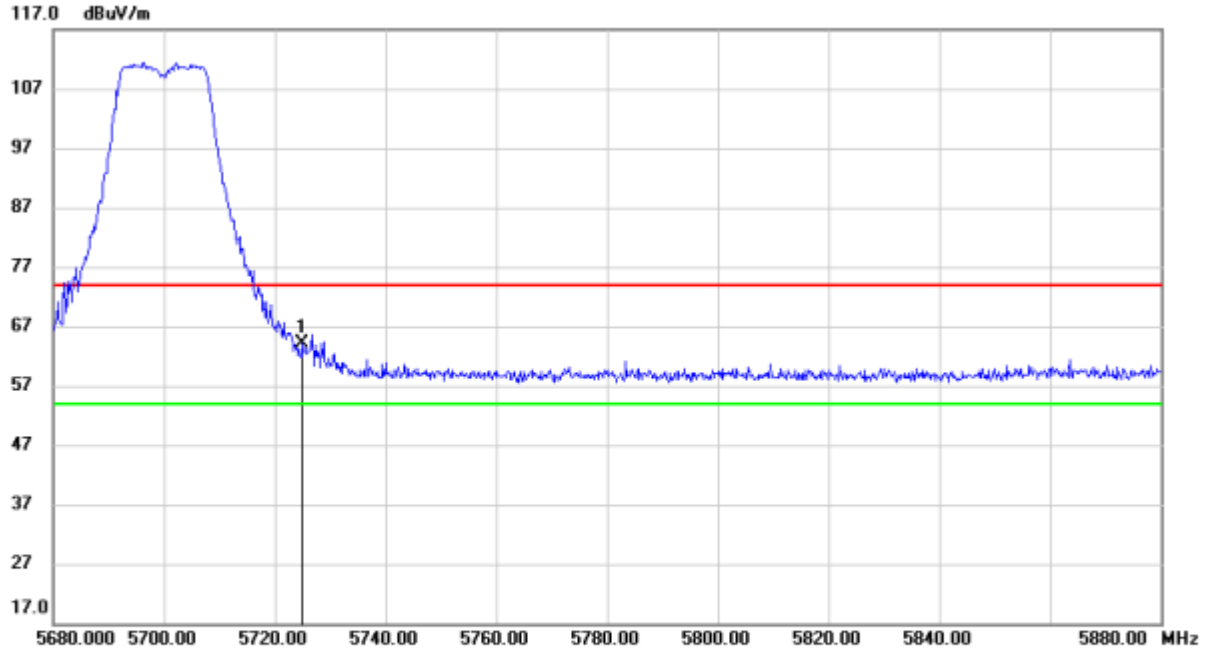
No.	Mk.	Freq.	Reading Level	Correct Factor	Measurement	Limit	Margin	Antenna Height	Table Degree	Comment
		MHz	dBuV	dB	dBuV/m	dBuV/m	dB	cm	degree	
1	*	5460.000	6.57	41.26	47.83	54.00	-6.17	AVG		

- Note: 1. Measurement = Reading Level + Correct Factor  
 2. AVG:  $VBW=1/T$ , (For the value of  $1/T$ , please refer to the table on page 18).  
 3. For duty cycle, please refer to clause 6.1.



**BANEDGE HIGH CHANNEL**

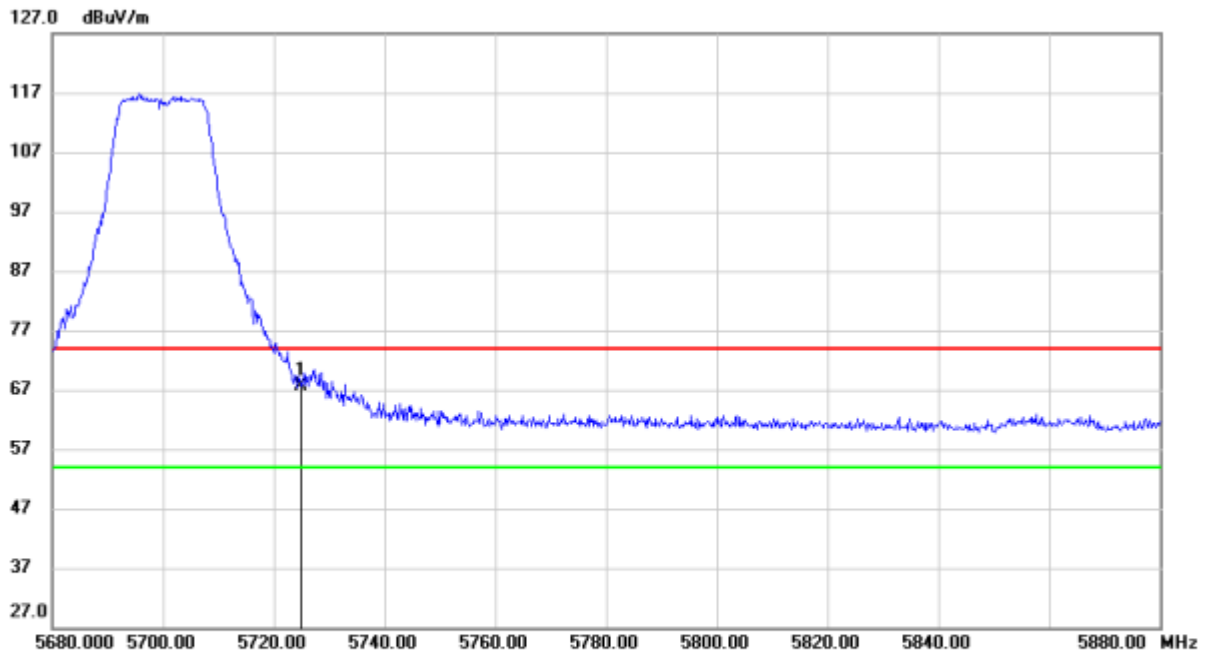
**HORIZONTAL RESULTS**  
**PEAK**



No.	Mk.	Freq.	Reading Level	Correct Factor	Measurement	Limit	Margin	Antenna Height	Table Degree	Comment
		MHz	dBuV	dB	dBuV/m	dBuV/m	dB	cm	degree	
1	*	5725.000	22.65	41.39	64.04	74.00	-9.96			peak



**VERTICAL RESULTS**  
**PEAK**



No.	Mk.	Freq. MHz	Reading Level dBuV	Correct Factor dB	Measure- ment dBuV/m	Limit dBuV/m	Margin dB	Detector	Antenna Height cm	Table Degree degree	Comment
1	*	5725.000	26.23	41.49	67.72	74.00	-6.28	peak			

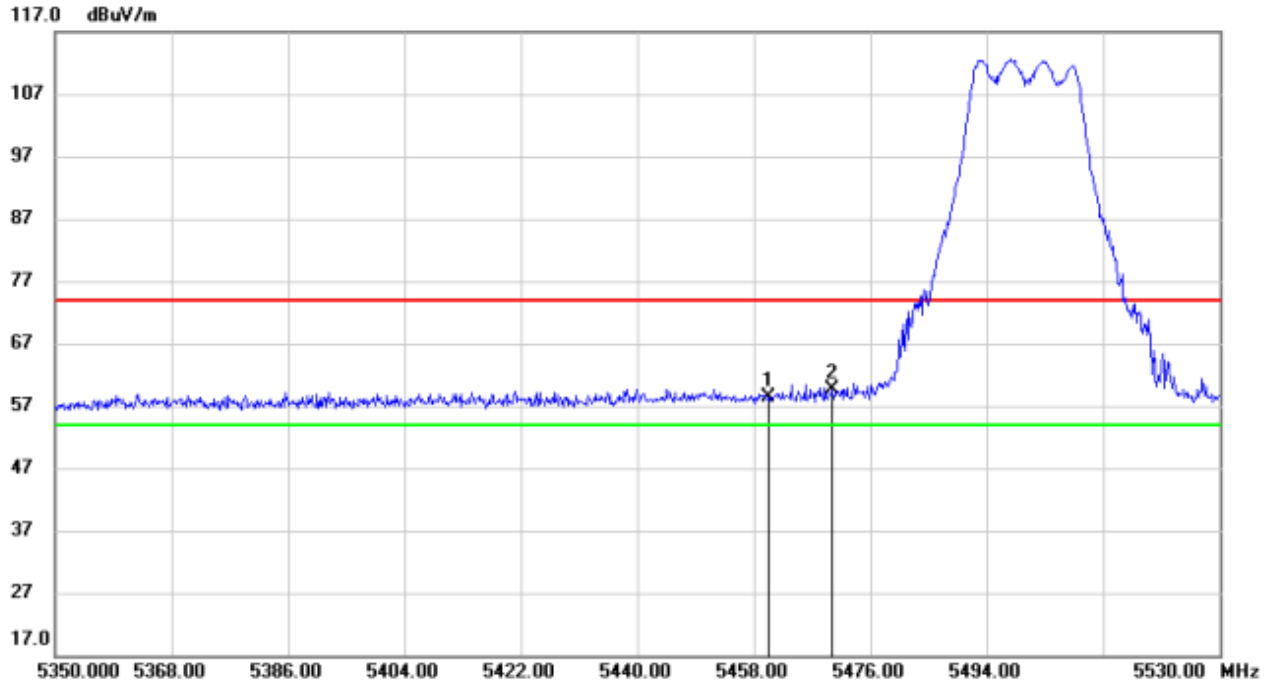




**2TX Mode**

**RESTRICTED BANDEDGE LOW CHANNEL**

**HORIZONTAL RESULTS  
PEAK**

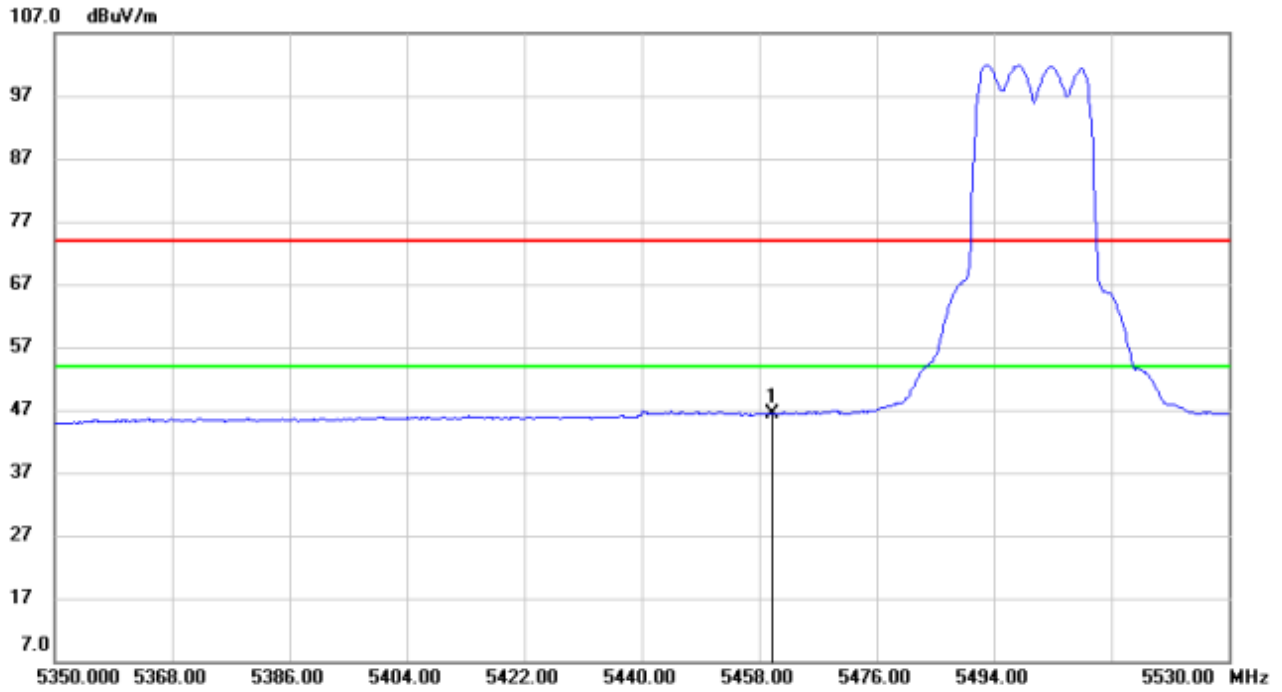


No.	Mk.	Freq.	Reading Level	Correct Factor	Measurement	Limit	Margin	Antenna Height	Table Degree	
		MHz	dBuV	dB	dBuV/m	dBuV/m	dB	cm	degree	Comment
1		5460.000	17.00	41.26	58.26	74.00	-15.74			peak
2	*	5470.000	18.35	41.33	59.68	74.00	-14.32			peak

Note: 1. Measurement = Reading Level + Correct Factor.  
2. If Peak Result complies with AV limit, AV Result is deemed to comply with AV limit.  
3. Peak: Peak detector.



**AVG**

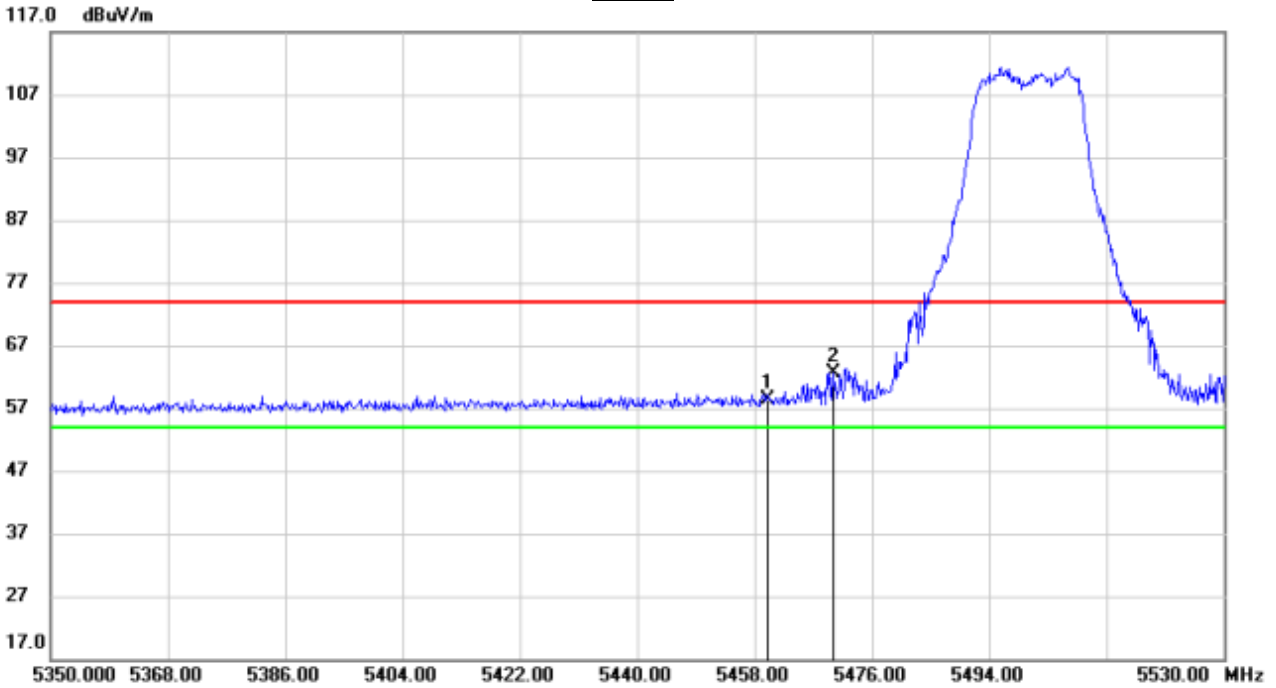


No.	Mk.	Freq.	Reading Level	Correct Factor	Measurement	Limit	Margin	Antenna Height	Table Degree	
		MHz	dBuV	dB	dBuV/m	dBuV/m	dB	cm	degree	Comment
1	*	5460.000	5.13	41.26	46.39	54.00	-7.61			AVG

- Note: 1. Measurement = Reading Level + Correct Factor  
 2. AVG: VBW=1/T, (For the value of 1/T, please refer to the table on page 18).  
 3. For duty cycle, please refer to clause 6.1.



**VERTICAL RESULTS**  
**PEAK**

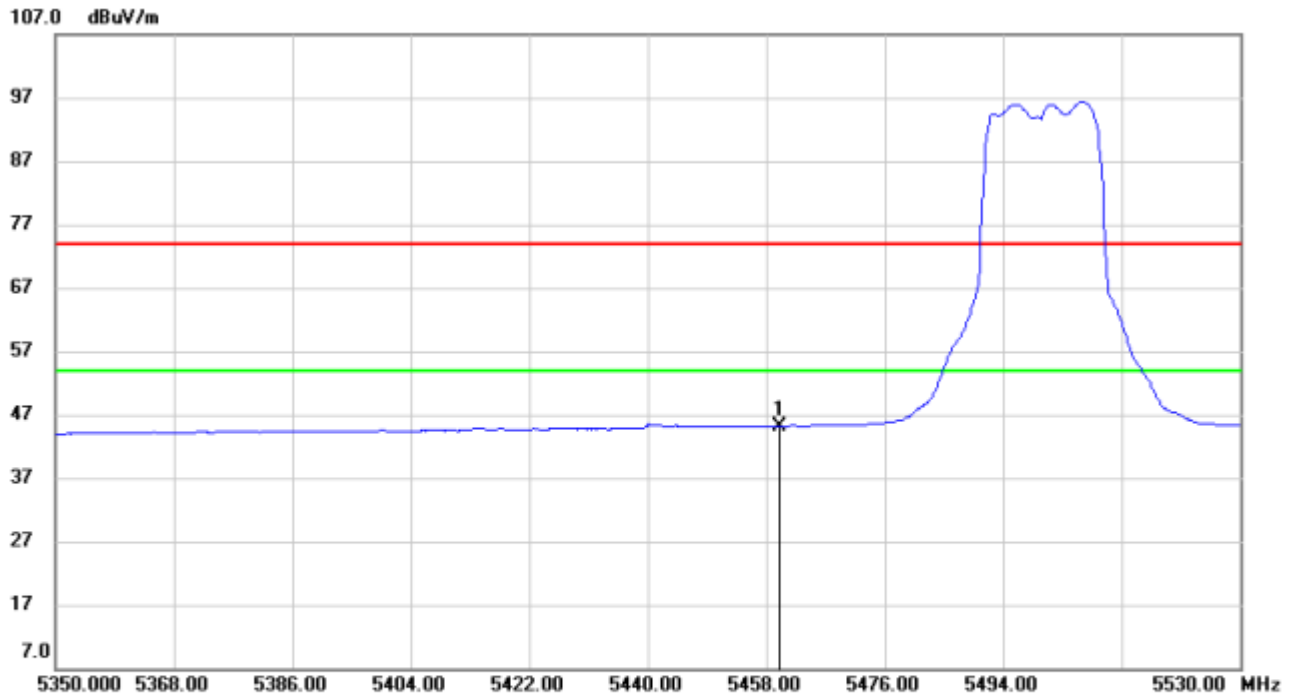


No.	Mk.	Freq.	Reading Level	Correct Factor	Measurement	Limit	Margin	Antenna Height	Table Degree	
		MHz	dBuV	dB	dBuV/m	dBuV/m	dB	cm	degree	Comment
1		5460.000	17.24	41.26	58.50	74.00	-15.50			peak
2	*	5470.000	21.27	41.33	62.60	74.00	-11.40			peak

Note: 1. Measurement = Reading Level + Correct Factor.  
2. If Peak Result complies with AV limit, AV Result is deemed to comply with AV limit.  
3. Peak: Peak detector.



**AVG**



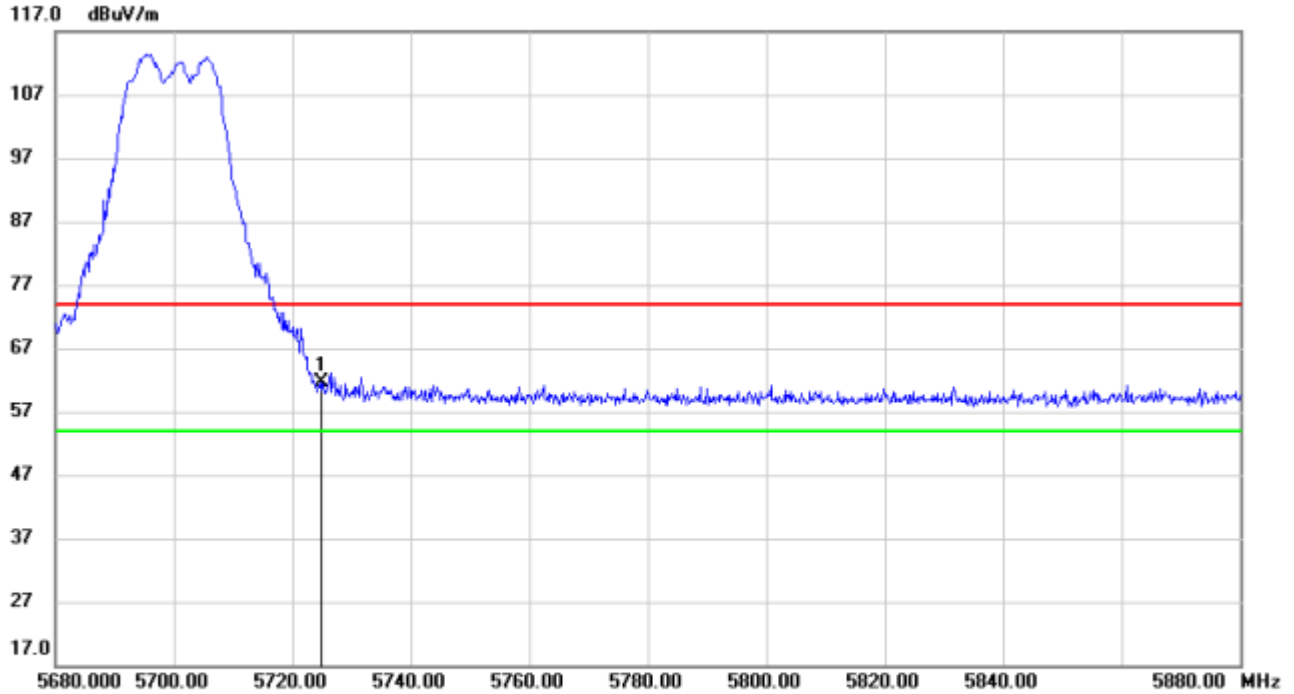
No.	Mk.	Freq.	Reading Level	Correct Factor	Measurement	Limit	Margin	Antenna Height	Table Degree	
		MHz	dBuV	dB	dBuV/m	dBuV/m	dB	cm	degree	Comment
1	*	5460.000	3.96	41.26	45.22	54.00	-8.78			AVG

- Note: 1. Measurement = Reading Level + Correct Factor  
 2. AVG: VBW=1/T, (For the value of 1/T, please refer to the table on page 18).  
 3. For duty cycle, please refer to clause 6.1.



**BANEDGE HIGH CHANNEL**

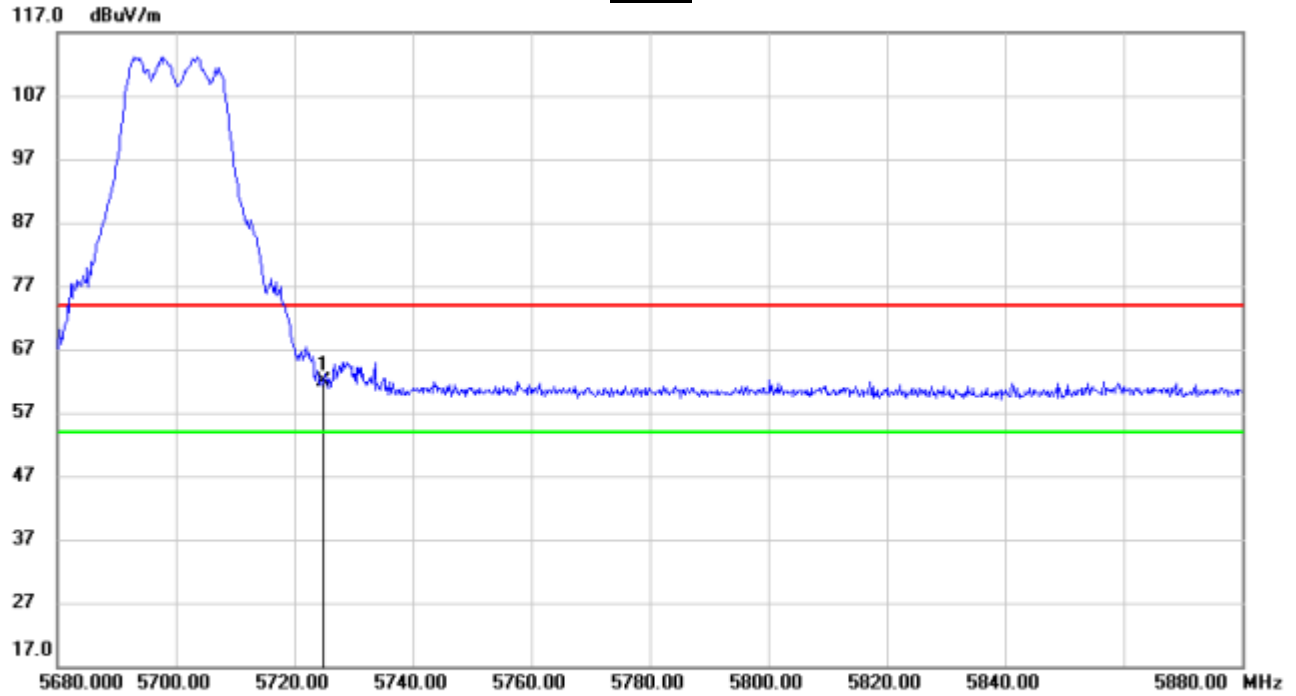
**HORIZONTAL RESULTS**  
**PEAK**



No.	Mk.	Freq.	Reading Level	Correct Factor	Measurement	Limit	Margin	Antenna Height	Table Degree	Detector	Comment
		MHz	dBuV	dB	dBuV/m	dBuV/m	dB	cm	degree		
1	*	5725.000	20.25	41.39	61.64	74.00	-12.36			peak	



**VERTICAL RESULTS**  
**PEAK**



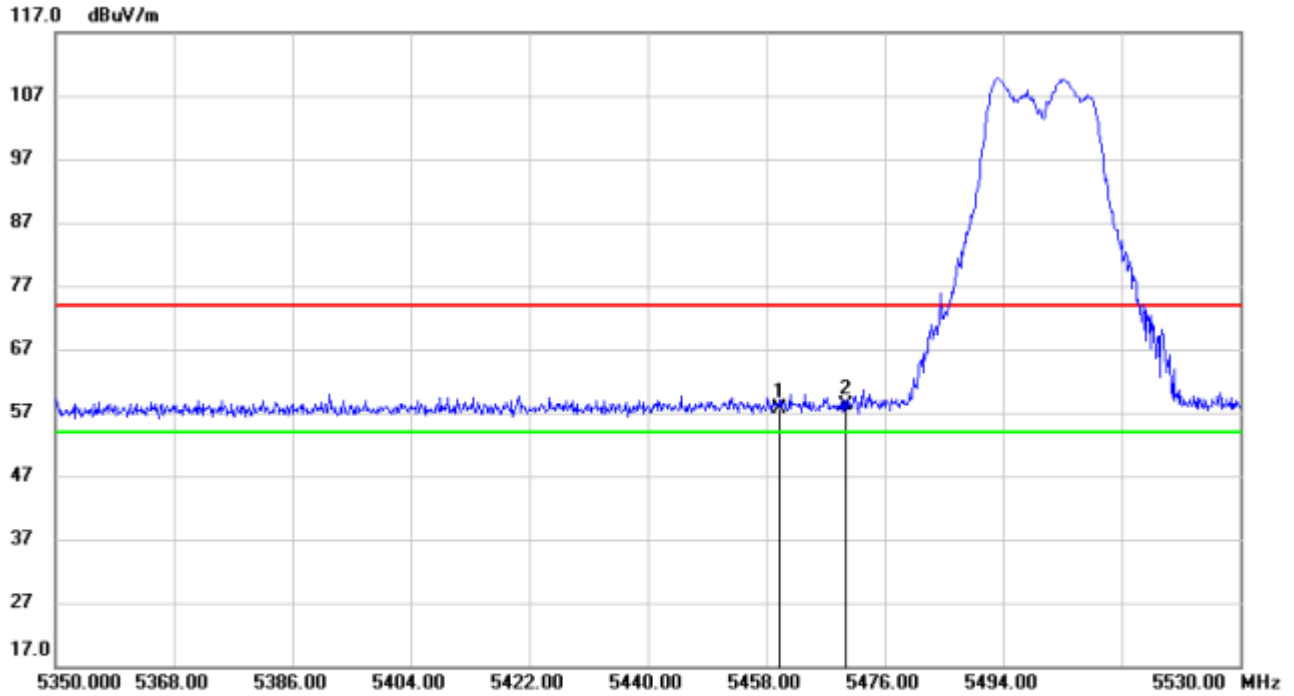
No.	Mk.	Freq.	Reading Level	Correct Factor	Measurement	Limit	Margin	Antenna Height	Table Degree	
		MHz	dBuV	dB	dBuV/m	dBuV/m	dB	cm	degree	Comment
1	*	5725.000	20.50	41.49	61.99	74.00	-12.01			peak



**3TX Mode**

**RESTRICTED BANDEDGE LOW CHANNEL**

**HORIZONTAL RESULTS  
PEAK**

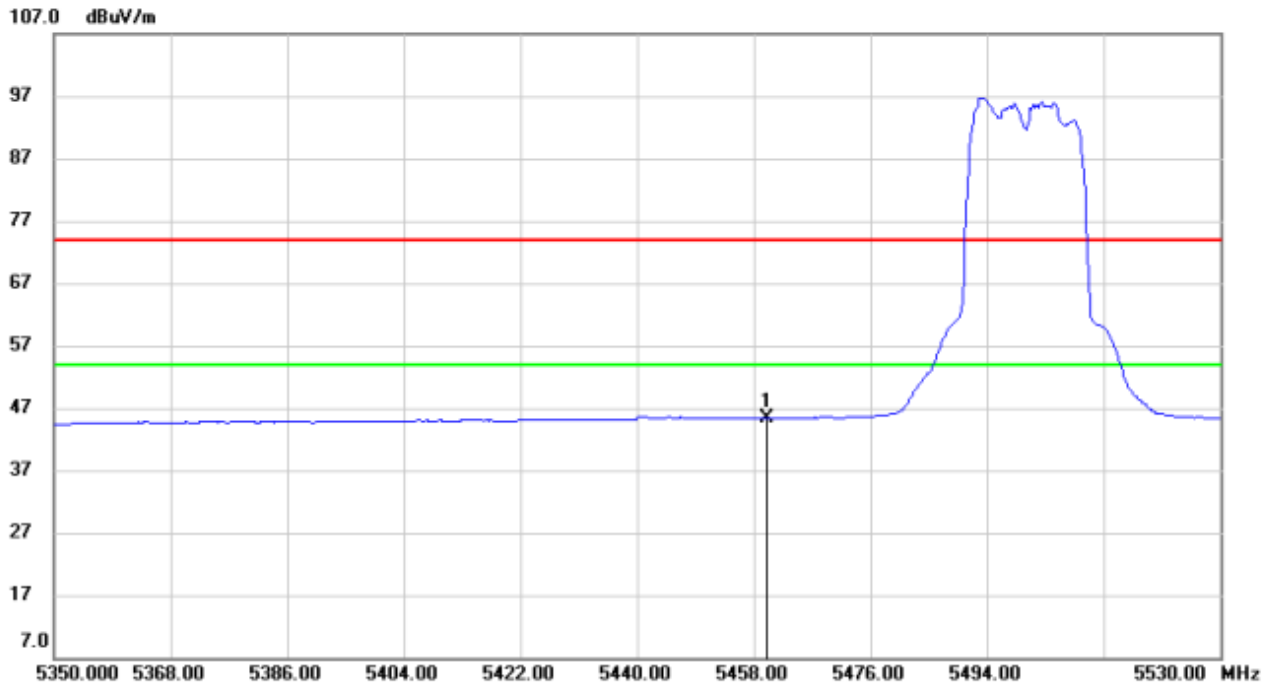


No.	Mk.	Freq. MHz	Reading Level dBuV	Correct Factor dB	Measure- ment dBuV/m	Limit dBuV/m	Margin dB	Detector	Antenna Height cm	Table Degree	Comment
1		5460.000	16.41	41.26	57.67	74.00	-16.33	peak			
2	*	5470.000	16.91	41.33	58.24	74.00	-15.76	peak			

Note: 1. Measurement = Reading Level + Correct Factor.  
2. If Peak Result complies with AV limit, AV Result is deemed to comply with AV limit.  
3. Peak: Peak detector.



**AVG**



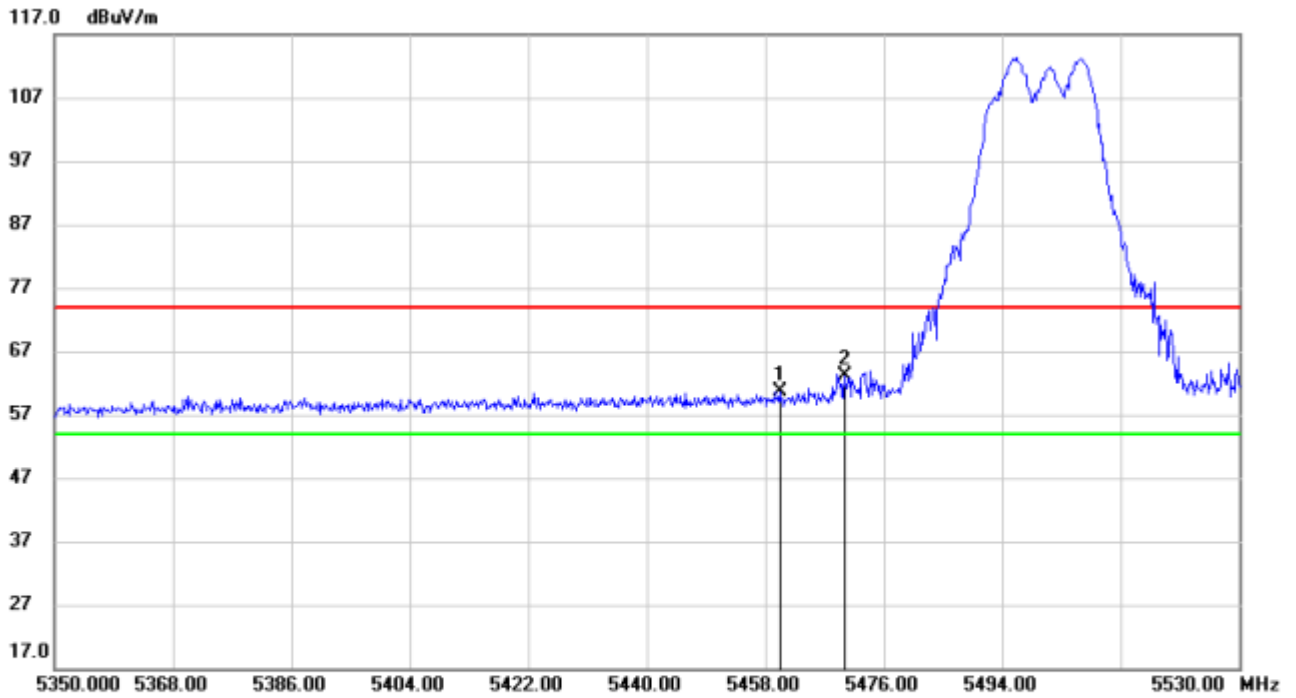
No.	Mk.	Freq.	Reading Level	Correct Factor	Measurement	Limit	Margin	Antenna Height	Table Degree
		MHz	dBuV	dB	dBuV/m	dBuV/m	dB	cm	degree
1	*	5460.000	4.16	41.26	45.42	54.00	-8.58	AVG	

- Note: 1. Measurement = Reading Level + Correct Factor  
 2. AVG: VBW=1/T, (For the value of 1/T, please refer to the table on page 18).  
 3. For duty cycle, please refer to clause 6.1.





**VERTICAL RESULTS**  
**PEAK**

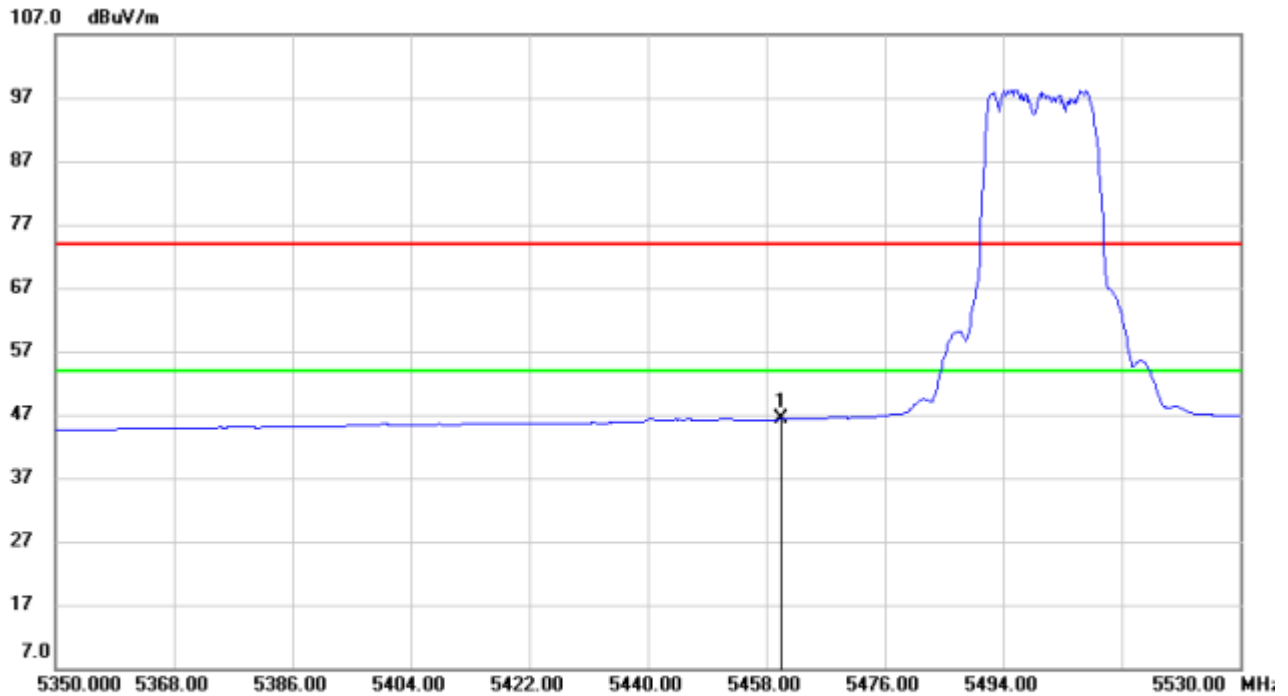


No.	Mk.	Freq. MHz	Reading Level dBuV	Correct Factor dB	Measure- ment dBuV/m	Limit dBuV/m	Margin dB	Detector	Antenna Height cm	Table Degree degree	Comment
1		5460.000	19.25	41.26	60.51	74.00	-13.49	peak			
2	*	5470.000	21.88	41.33	63.21	74.00	-10.79	peak			

Note: 1. Measurement = Reading Level + Correct Factor.  
2. If Peak Result complies with AV limit, AV Result is deemed to comply with AV limit.  
3. Peak: Peak detector.



**AVG**



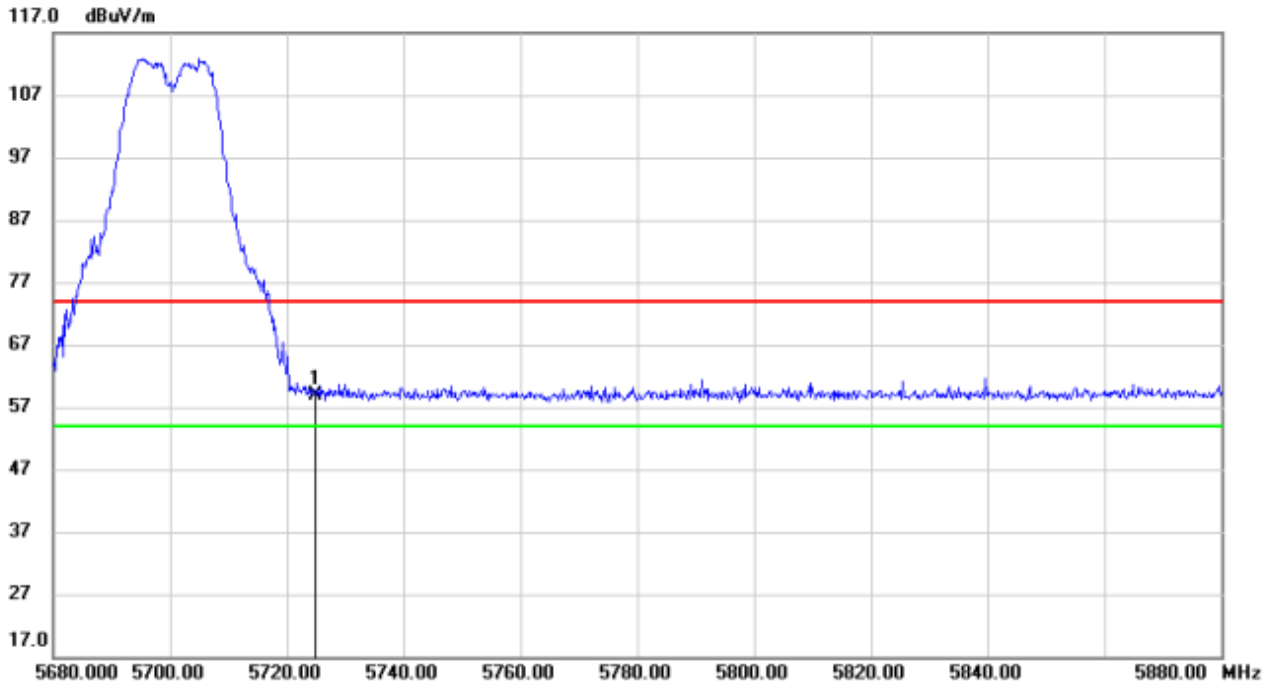
No.	Mk.	Freq.	Reading Level	Correct Factor	Measurement	Limit	Margin	Antenna Height	Table Degree	Detector	Comment
		MHz	dBuV	dB	dBuV/m	dBuV/m	dB	cm	degree		
1	*	5460.000	5.06	41.26	46.32	54.00	-7.68			AVG	

- Note: 1. Measurement = Reading Level + Correct Factor  
 2. AVG: VBW=1/T, (For the value of 1/T, please refer to the table on page 18).  
 3. For duty cycle, please refer to clause 6.1.



**BANEDGE HIGH CHANNEL**

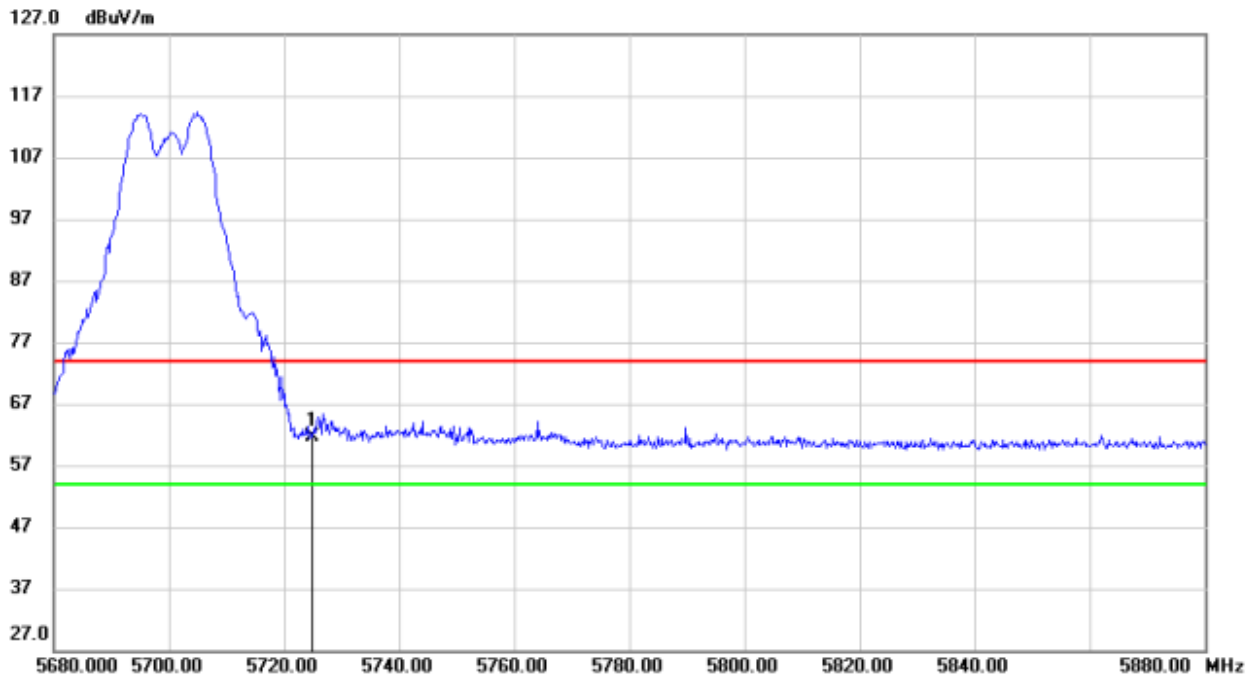
**HORIZONTAL RESULTS**  
**PEAK**



No.	Mk.	Freq.	Reading Level	Correct Factor	Measurement	Limit	Margin	Antenna Height	Table Degree	
		MHz	dBuV	dB	dBuV/m	dBuV/m	dB	cm	degree	Comment
1	*	5725.000	17.55	41.39	58.94	74.00	-15.06			peak



**VERTICAL RESULTS**  
**PEAK**

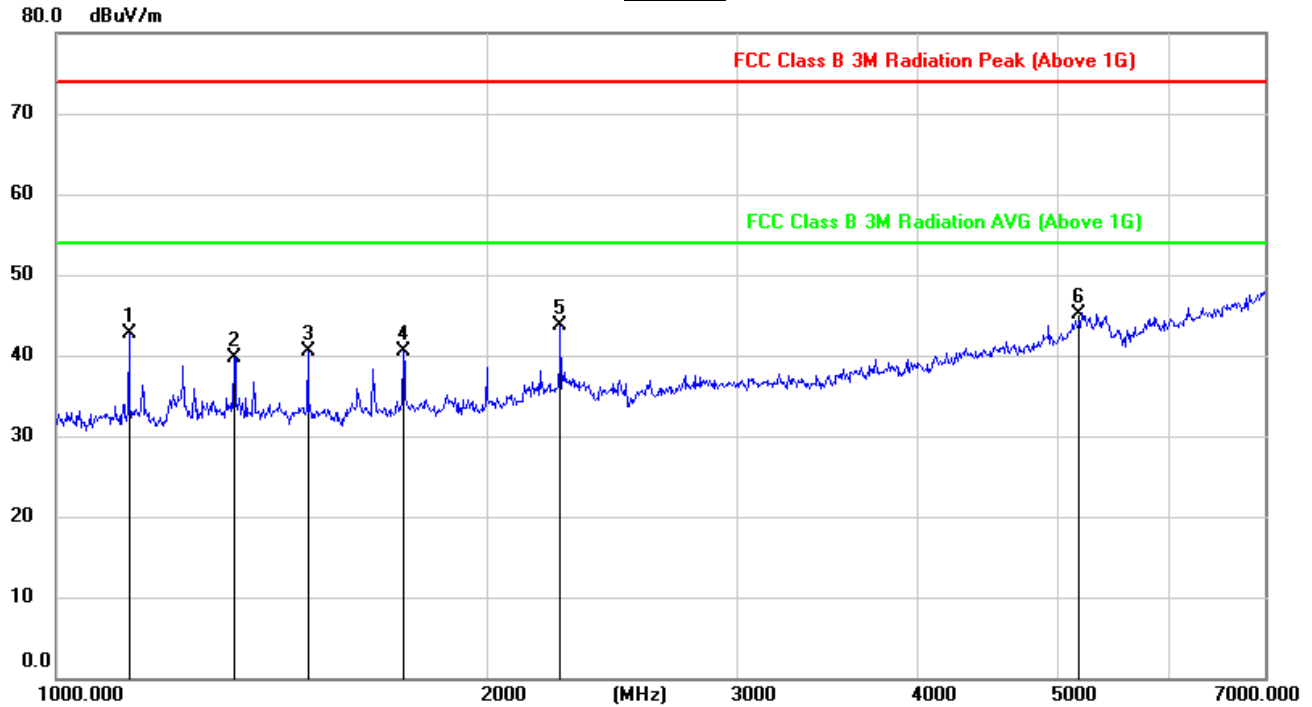


No.	Mk.	Freq.	Reading Level	Correct Factor	Measurement	Limit	Margin	Antenna Height	Table Degree	
		MHz	dBuV	dB	dBuV/m	dBuV/m	dB	cm	degree	Comment
1	*	5725.000	20.10	41.49	61.59	74.00	-12.41			peak



**HARMONICS AND SPURIOUS EMISSIONS LOW CHANNEL**

**HORIZONTAL RESULTS**  
**1-7GHz**

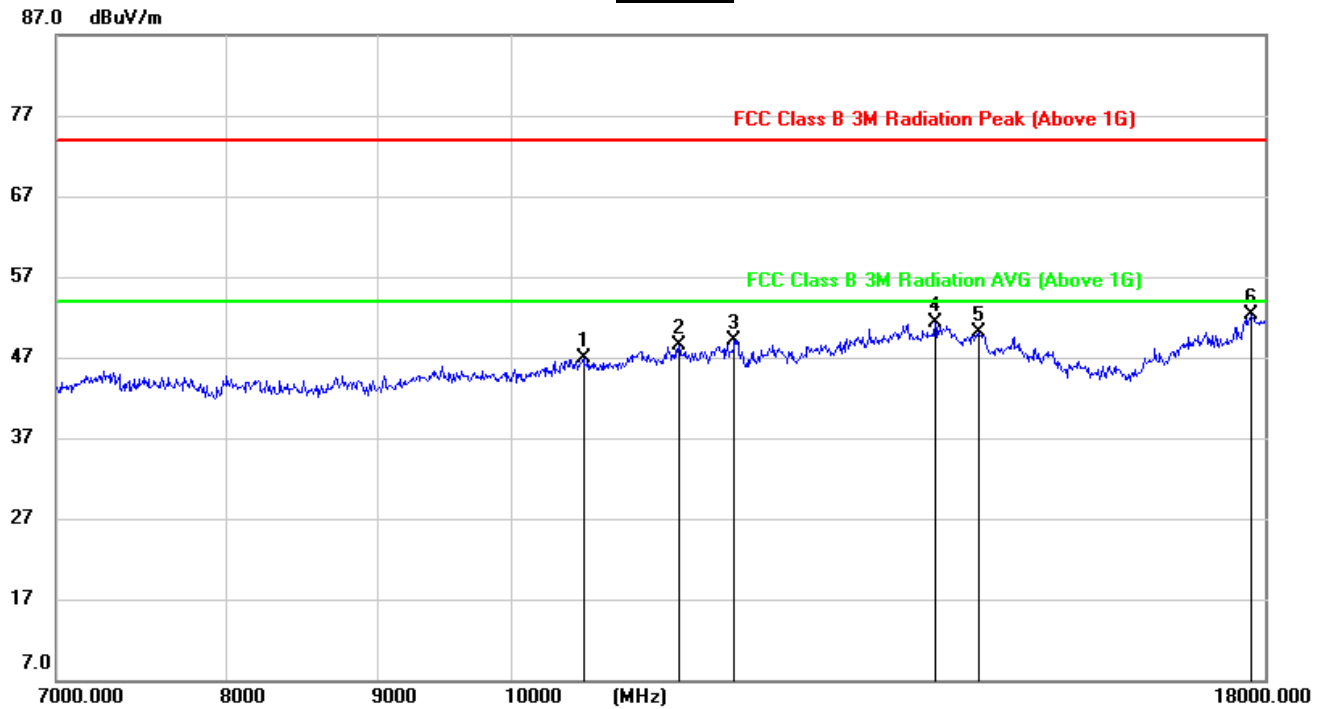


No.	Frequency (MHz)	Reading (dBuV/m)	Correct dB/m	Result (dBuV/m)	Limit (dBuV/m)	Margin (dB)	Remark
1	1123.844	56.47	-13.79	42.68	74.00	-31.32	peak
2	1331.157	52.46	-12.71	39.75	74.00	-34.25	peak
3	1498.927	53.06	-12.61	40.45	74.00	-33.55	peak
4	1751.412	52.40	-11.89	40.51	74.00	-33.49	peak
5	2251.158	52.09	-8.36	43.73	74.00	-30.27	peak
6	5207.666	45.39	-0.19	45.20	74.00	-28.80	peak

Note: 1. Measurement = Reading Level + Correct Factor.  
2. If Peak Result complies with AV limit, AV Result is deemed to comply with AV limit.  
3. Peak: Peak detector.



**HORIZONTAL RESULTS**  
**7-18GHz**

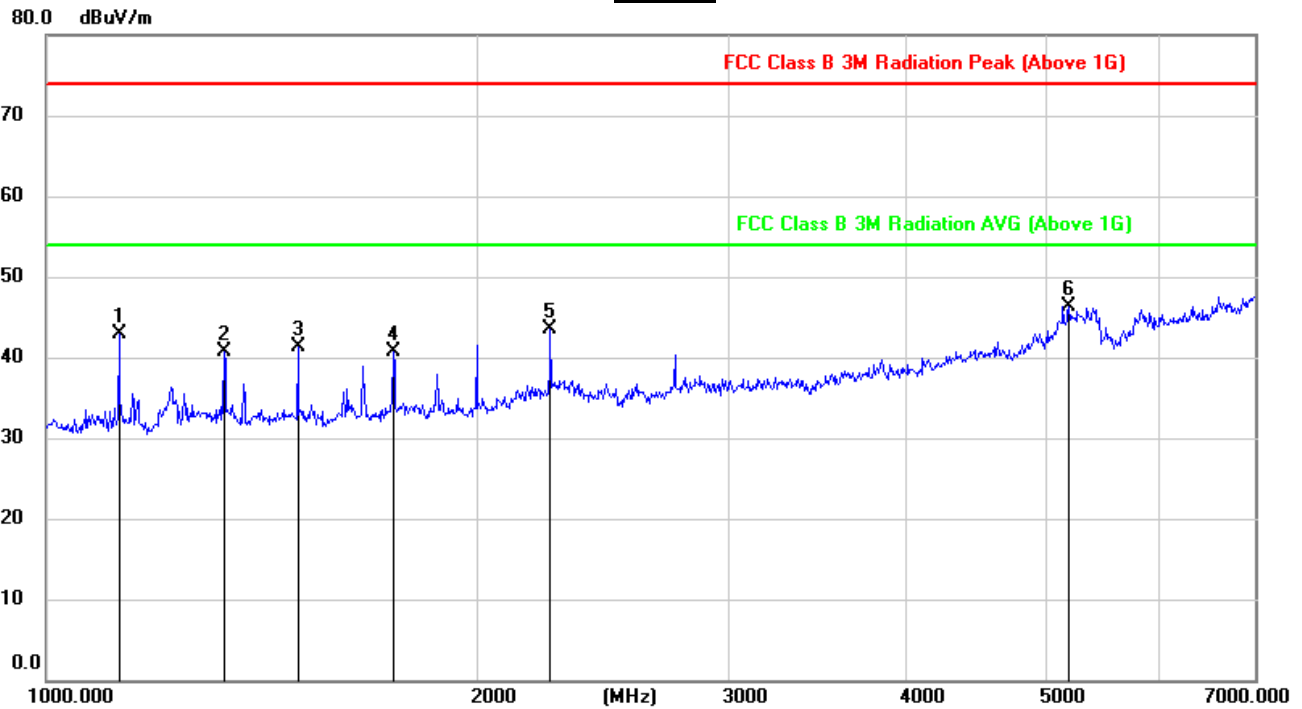


No.	Frequency (MHz)	Reading (dBuV/m)	Correct dB/m	Result (dBuV/m)	Limit (dBuV/m)	Margin (dB)	Remark
1	10576.556	34.97	11.86	46.83	74.00	-27.17	peak
2	11395.885	34.85	13.68	48.53	74.00	-25.47	peak
3	11890.659	34.06	15.06	49.12	74.00	-24.88	peak
4	13922.110	32.71	18.55	51.26	74.00	-22.74	peak
5	14390.012	32.10	17.92	50.02	74.00	-23.98	peak
6	17813.965	27.97	24.25	52.22	74.00	-21.78	peak

Note: 1. Measurement = Reading Level + Correct Factor.  
2. If Peak Result complies with AV limit, AV Result is deemed to comply with AV limit.  
3. Peak: Peak detector.



**VERTICAL RESULTS**  
**1-7GHz**

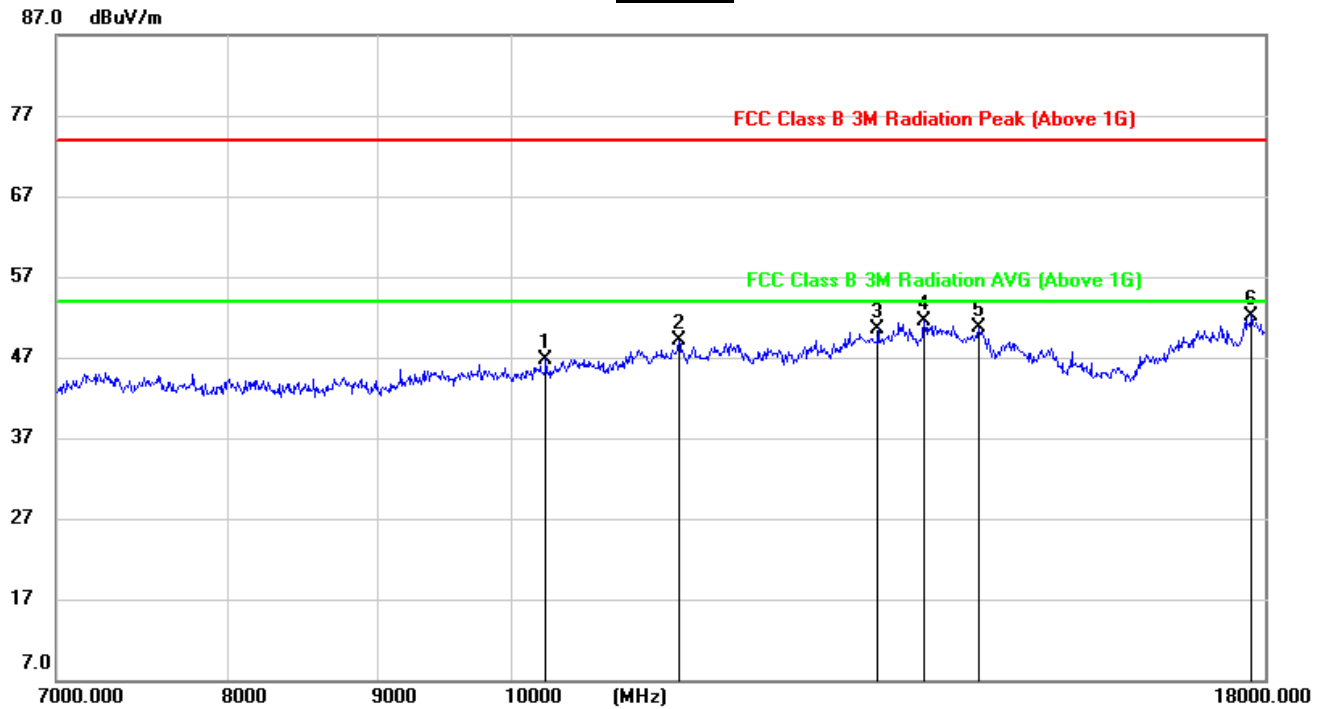


No.	Frequency (MHz)	Reading (dBuV/m)	Correct dB/m	Result (dBuV/m)	Limit (dBuV/m)	Margin (dB)	Remark
1	1123.844	56.96	-14.04	42.92	74.00	-31.08	peak
2	1331.157	53.44	-12.83	40.61	74.00	-33.39	peak
3	1498.927	53.92	-12.71	41.21	74.00	-32.79	peak
4	1751.412	52.60	-11.89	40.71	74.00	-33.29	peak
5	2251.158	51.93	-8.36	43.57	74.00	-30.43	peak
6	5197.542	46.31	0.01	46.32	74.00	-27.68	peak

- Note: 1. Measurement = Reading Level + Correct Factor.  
 2. If Peak Result complies with AV limit, AV Result is deemed to comply with AV limit.  
 3. Peak: Peak detector.



**7-18GHz**



No.	Frequency (MHz)	Reading (dBuV/m)	Correct dB/m	Result (dBuV/m)	Limit (dBuV/m)	Margin (dB)	Remark
1	10261.685	35.78	11.02	46.80	74.00	-27.20	peak
2	11395.885	35.37	13.64	49.01	74.00	-24.99	peak
3	13305.055	32.95	17.53	50.48	74.00	-23.52	peak
4	13791.240	32.53	18.95	51.48	74.00	-22.52	peak
5	14390.012	32.40	18.32	50.72	74.00	-23.28	peak
6	17813.965	27.78	24.42	52.20	74.00	-21.80	peak

Note: 1. Measurement = Reading Level + Correct Factor.  
 2. If Peak Result complies with AV limit, AV Result is deemed to comply with AV limit.  
 3. Peak: Peak detector.

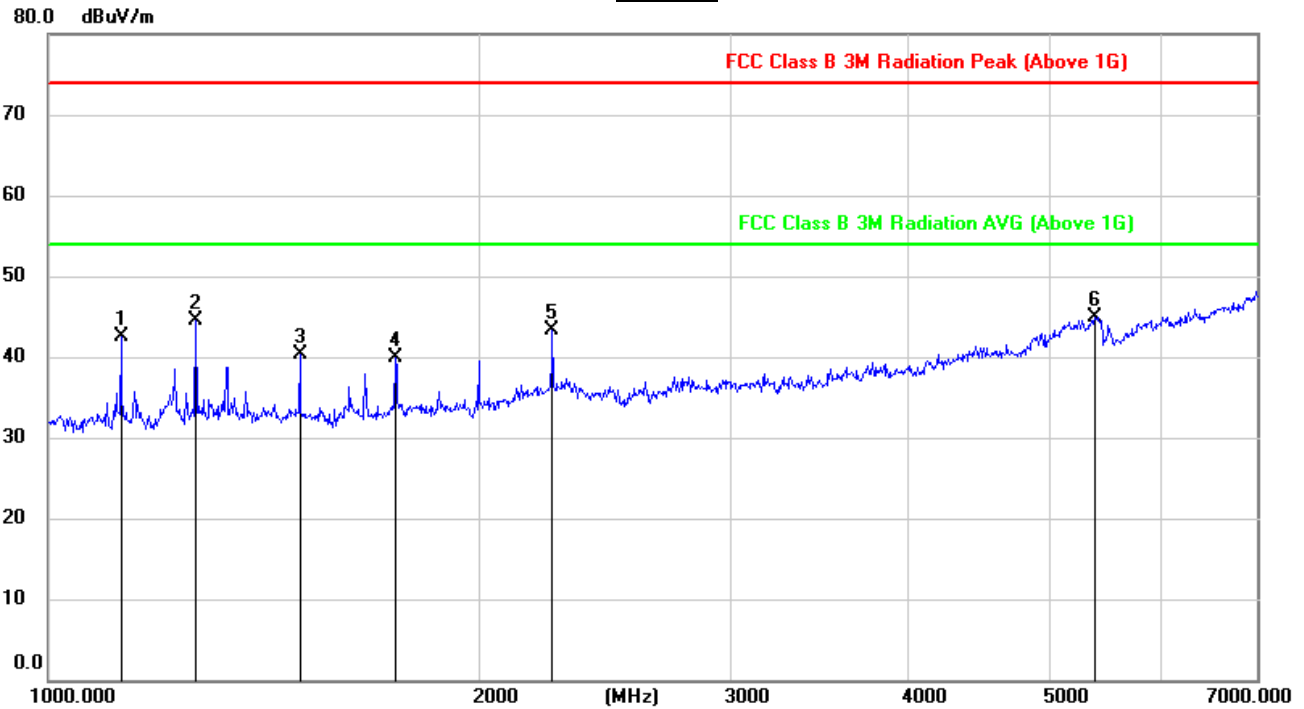




**3TX (WORST-CASE CONFIGURATION)**

**HARMONICS AND SPURIOUS EMISSIONS MID CHANNEL**

**HORIZONTAL RESULTS  
1-7GHz**

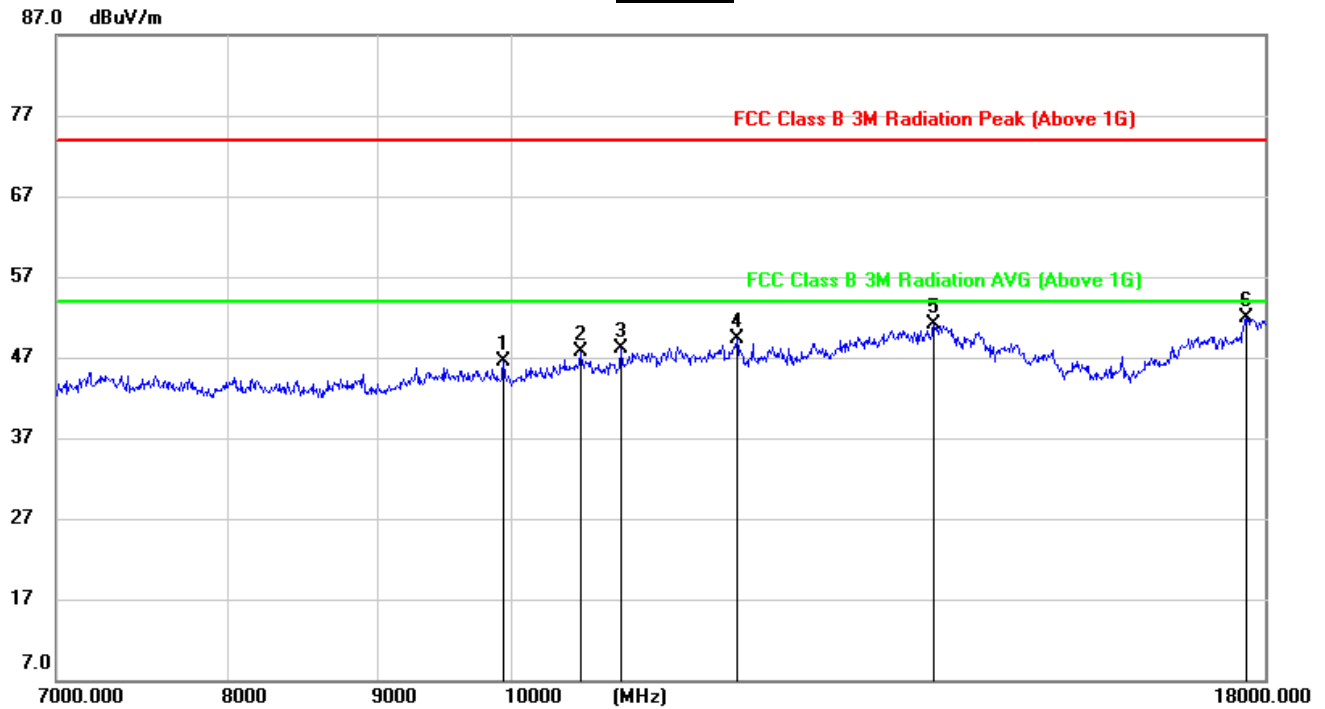


No.	Frequency (MHz)	Reading (dBuV/m)	Correct (dB/m)	Result (dBuV/m)	Limit (dBuV/m)	Margin (dB)	Remark
1	1123.844	56.28	-13.79	42.49	74.00	-31.51	peak
2	1267.950	57.47	-12.98	44.49	74.00	-29.51	peak
3	1498.927	52.84	-12.61	40.23	74.00	-33.77	peak
4	1751.412	51.75	-11.89	39.86	74.00	-34.14	peak
5	2251.158	51.75	-8.36	43.39	74.00	-30.61	peak
6	5393.304	44.64	0.26	44.90	74.00	-29.10	peak

Note: 1. Measurement = Reading Level + Correct Factor.  
 2. If Peak Result complies with AV limit, AV Result is deemed to comply with AV limit.  
 3. Peak: Peak detector.



**HORIZONTAL RESULTS**  
**7-18GHz**

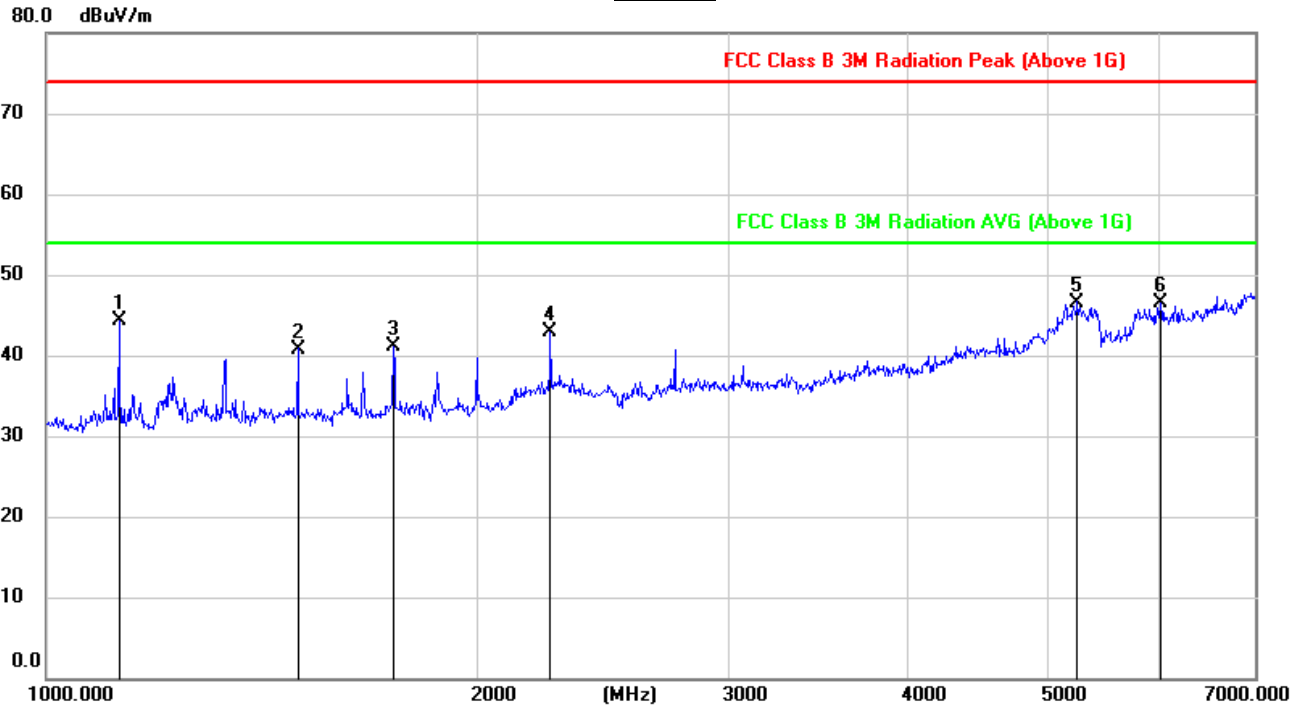


No.	Frequency (MHz)	Reading (dBuV/m)	Correct dB/m	Result (dBuV/m)	Limit (dBuV/m)	Margin (dB)	Remark
1	9928.019	36.19	10.28	46.47	74.00	-27.53	peak
2	10556.597	35.72	11.96	47.68	74.00	-26.32	peak
3	10890.798	35.89	12.20	48.09	74.00	-25.91	peak
4	11913.141	34.29	15.04	49.33	74.00	-24.67	peak
5	13908.967	32.51	18.54	51.05	74.00	-22.95	peak
6	17730.040	28.44	23.52	51.96	74.00	-22.04	peak

Note: 1. Measurement = Reading Level + Correct Factor.  
2. If Peak Result complies with AV limit, AV Result is deemed to comply with AV limit.  
3. Peak: Peak detector.



**VERTICAL RESULTS**  
**1-7GHz**

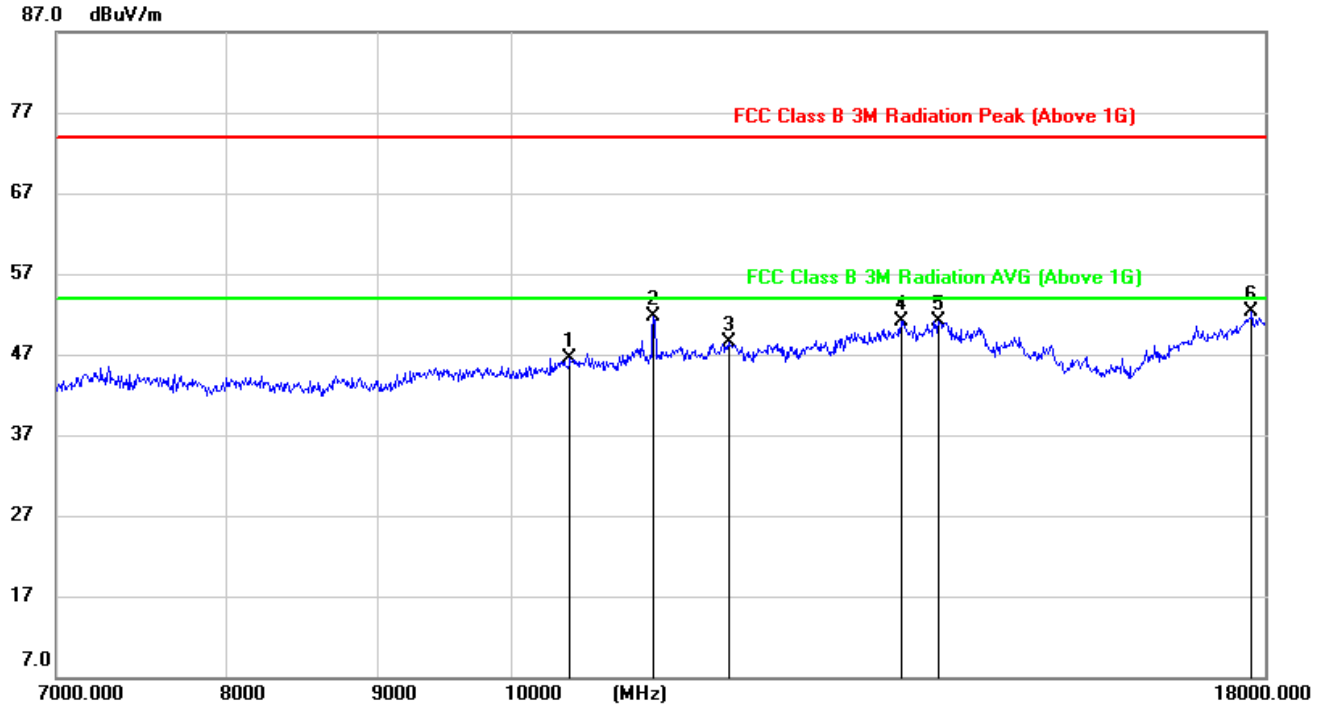


No.	Frequency (MHz)	Reading (dBuV/m)	Correct dB/m	Result (dBuV/m)	Limit (dBuV/m)	Margin (dB)	Remark
1	1123.844	58.41	-14.04	44.37	74.00	-29.63	peak
2	1498.927	53.51	-12.71	40.80	74.00	-33.20	peak
3	1751.412	52.91	-11.89	41.02	74.00	-32.98	peak
4	2251.158	51.27	-8.36	42.91	74.00	-31.09	peak
5	5258.582	46.86	-0.26	46.60	74.00	-27.40	peak
6	6014.235	44.34	2.09	46.43	74.00	-27.57	peak

- Note: 1. Measurement = Reading Level + Correct Factor.  
 2. If Peak Result complies with AV limit, AV Result is deemed to comply with AV limit.  
 3. Peak: Peak detector.



**7-18GHz**



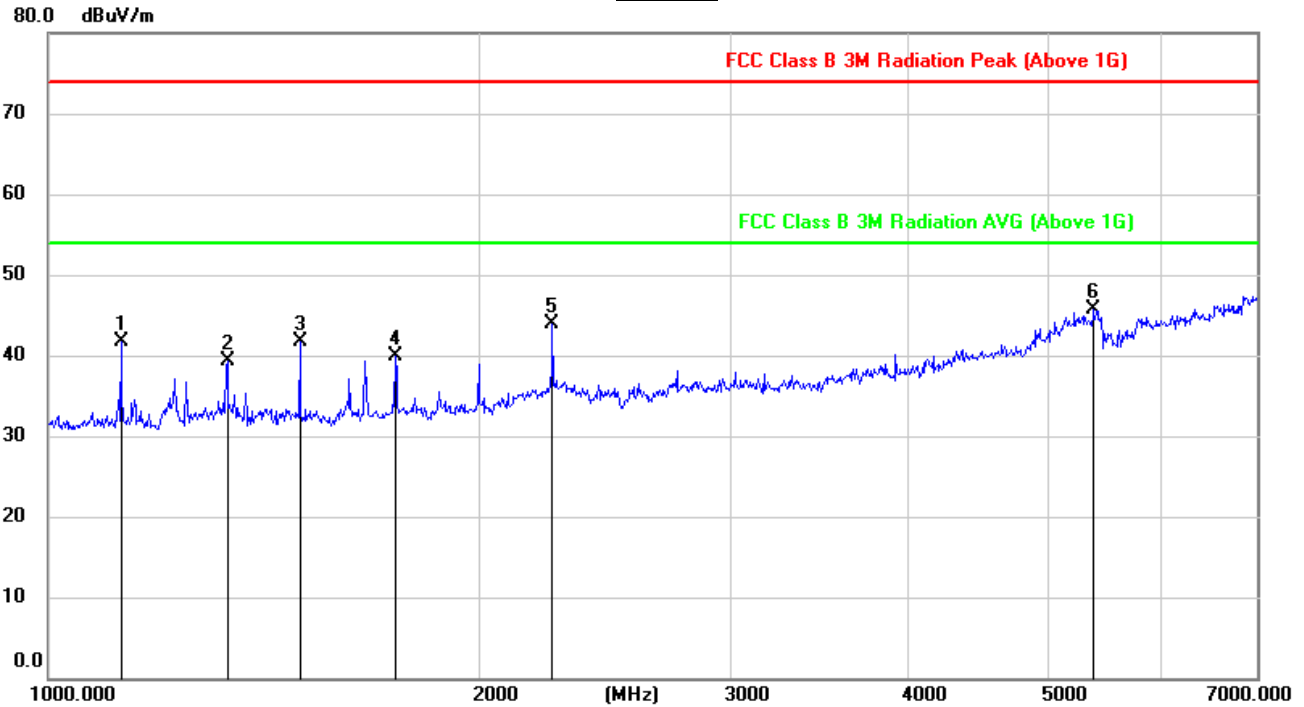
No.	Frequency (MHz)	Reading (dBuV/m)	Correct (dB/m)	Result (dBuV/m)	Limit (dBuV/m)	Margin (dB)	Remark
1	10457.363	34.65	11.80	46.45	74.00	-27.55	peak
2	11161.543	38.46	13.16	51.62	74.00	-22.38	peak
3	11845.822	33.85	14.72	48.57	74.00	-25.43	peak
4	13545.966	32.21	18.87	51.08	74.00	-22.92	peak
5	13948.432	32.49	18.65	51.14	74.00	-22.86	peak
6	17813.965	27.82	24.42	52.24	74.00	-21.76	peak

Note: 1. Measurement = Reading Level + Correct Factor.  
 2. If Peak Result complies with AV limit, AV Result is deemed to comply with AV limit.  
 3. Peak: Peak detector.



**HARMONICS AND SPURIOUS EMISSIONS HIGH CHANNEL**

**HORIZONTAL RESULTS**  
**1-7GHz**

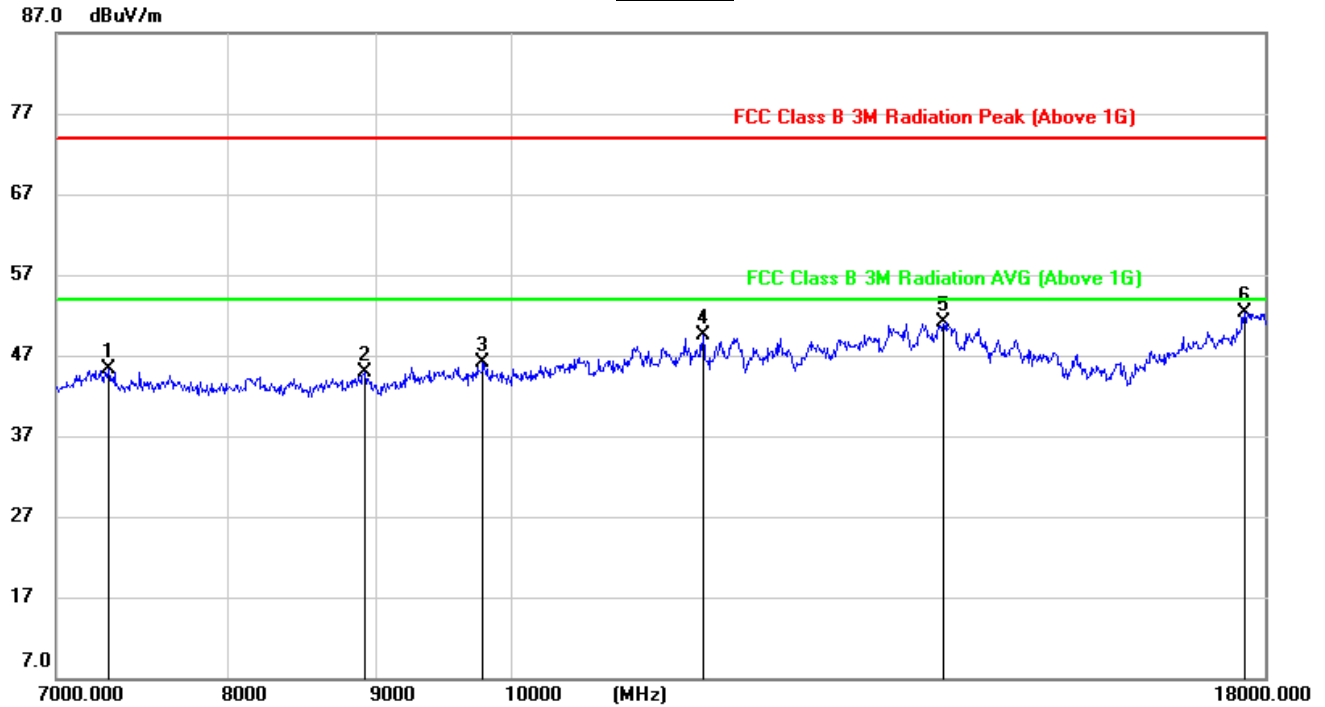


No.	Frequency (MHz)	Reading (dBuV/m)	Correct dB/m	Result (dBuV/m)	Limit (dBuV/m)	Margin (dB)	Remark
1	1123.844	55.54	-13.79	41.75	74.00	-32.25	peak
2	1333.750	51.98	-12.72	39.26	74.00	-34.74	peak
3	1498.927	54.26	-12.61	41.65	74.00	-32.35	peak
4	1751.412	51.84	-11.89	39.95	74.00	-34.05	peak
5	2251.158	52.30	-8.36	43.94	74.00	-30.06	peak
6	5382.819	45.58	0.17	45.75	74.00	-28.25	peak

Note: 1. Measurement = Reading Level + Correct Factor.  
2. If Peak Result complies with AV limit, AV Result is deemed to comply with AV limit.  
3. Peak: Peak detector.



**HORIZONTAL RESULTS**  
**7-18GHz**

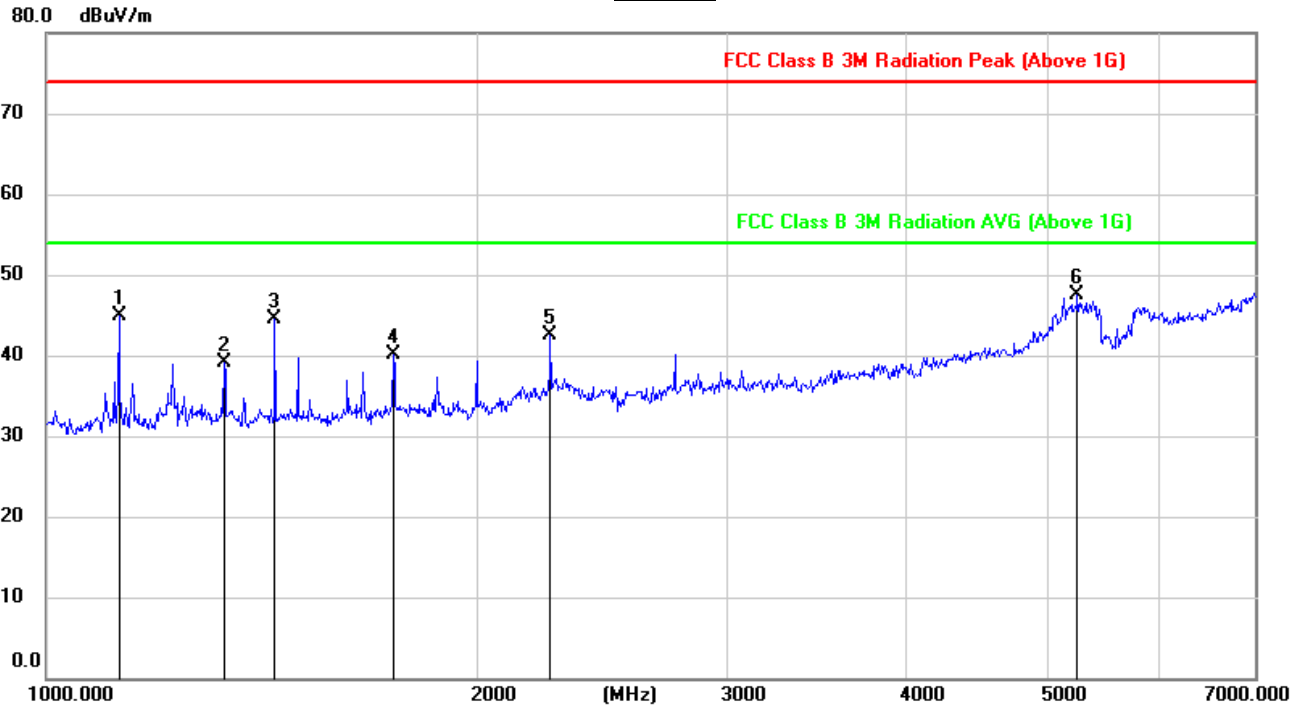


No.	Frequency (MHz)	Reading (dBuV/m)	Correct dB/m	Result (dBuV/m)	Limit (dBuV/m)	Margin (dB)	Remark
1	7290.135	38.77	6.46	45.23	74.00	-28.77	peak
2	8906.202	36.94	8.01	44.95	74.00	-29.05	peak
3	9769.889	35.98	10.06	46.04	74.00	-27.96	peak
4	11602.228	34.99	14.45	49.44	74.00	-24.56	peak
5	14027.699	32.67	18.48	51.15	74.00	-22.85	peak
6	17713.303	28.87	23.46	52.33	74.00	-21.67	peak

Note: 1. Measurement = Reading Level + Correct Factor.  
2. If Peak Result complies with AV limit, AV Result is deemed to comply with AV limit.  
3. Peak: Peak detector.



**VERTICAL RESULTS**  
**1-7GHz**

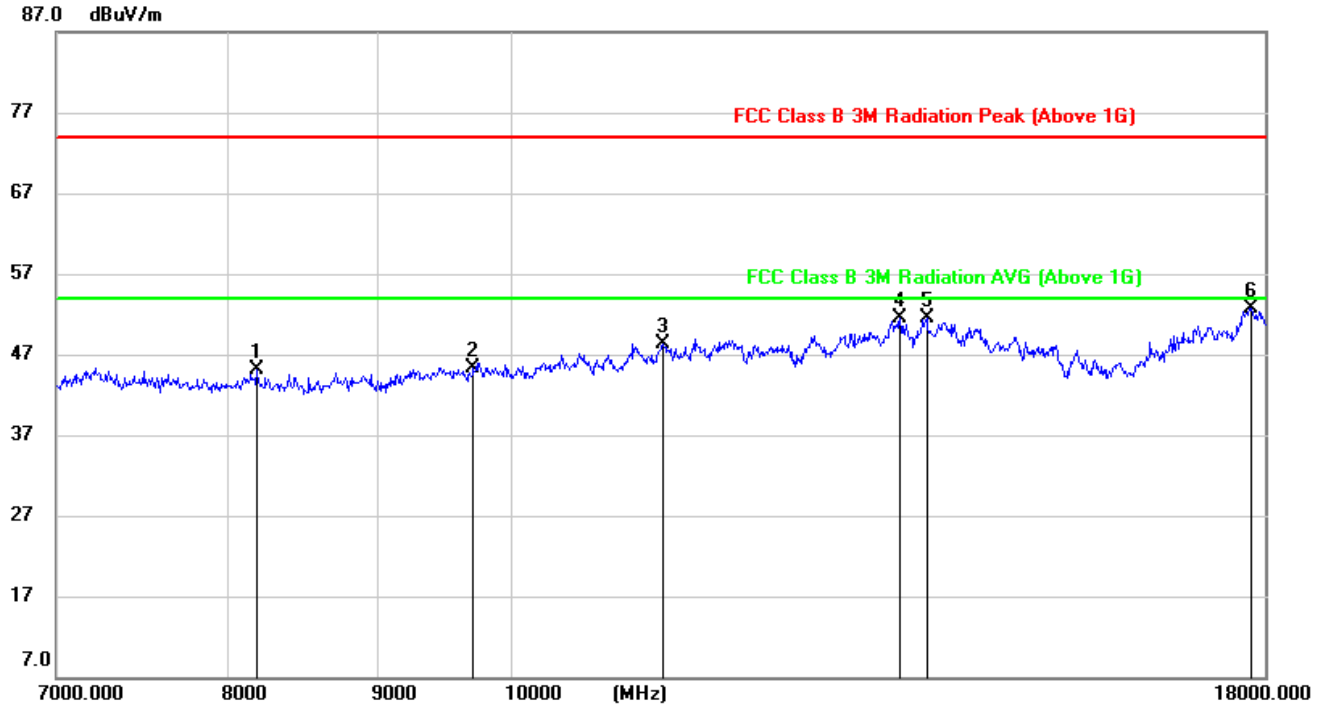


No.	Frequency (MHz)	Reading (dBuV/m)	Correct dB/m	Result (dBuV/m)	Limit (dBuV/m)	Margin (dB)	Remark
1	1123.844	58.98	-14.04	44.94	74.00	-29.06	peak
2	1331.157	51.89	-12.83	39.06	74.00	-34.94	peak
3	1444.520	57.18	-12.73	44.45	74.00	-29.55	peak
4	1751.412	51.95	-11.89	40.06	74.00	-33.94	peak
5	2251.158	50.77	-8.36	42.41	74.00	-31.59	peak
6	5258.582	47.81	-0.26	47.55	74.00	-26.45	peak

Note: 1. Measurement = Reading Level + Correct Factor.  
2. If Peak Result complies with AV limit, AV Result is deemed to comply with AV limit.  
3. Peak: Peak detector.



**7-18GHz**



No.	Frequency (MHz)	Reading (dBuV/m)	Correct (dB/m)	Result (dBuV/m)	Limit (dBuV/m)	Margin (dB)	Remark
1	8188.173	37.86	7.16	45.02	74.00	-28.98	peak
2	9696.349	35.47	9.87	45.34	74.00	-28.66	peak
3	11246.195	34.75	13.51	48.26	74.00	-25.74	peak
4	13533.179	32.62	18.79	51.41	74.00	-22.59	peak
5	13830.371	32.63	18.89	51.52	74.00	-22.48	peak
6	17797.148	28.08	24.61	52.69	74.00	-21.31	peak

Note: 1. Measurement = Reading Level + Correct Factor.  
 2. If Peak Result complies with AV limit, AV Result is deemed to comply with AV limit.  
 3. Peak: Peak detector.





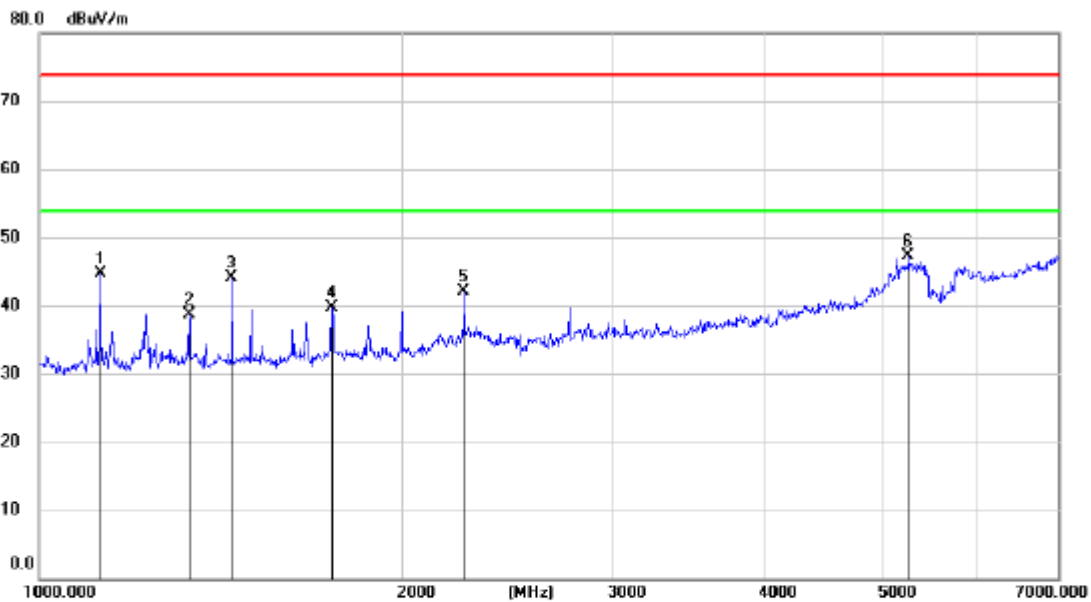
### 7.1.3. STRADDLE CHANNEL 144

#### 3TX (WORST-CASE CONFIGURATION)

Note: straddle channels are considered to be operating in both U-NII-2C and U-NII-3. The worst case out-of-band emission limit, i.e., -27 dBm/MHz peak EIRP, applies at the band edges. The band edges are considered to be 5.47 GHz and 5.85 GHz, the test results is in compliance with the limit. Since the operating frequency and the band edges spacing are large, the test results are not described separately.

#### HARMONICS AND SPURIOUS EMISSIONS HIGH CHANNEL

#### HORIZONTAL RESULTS 1-7GHz

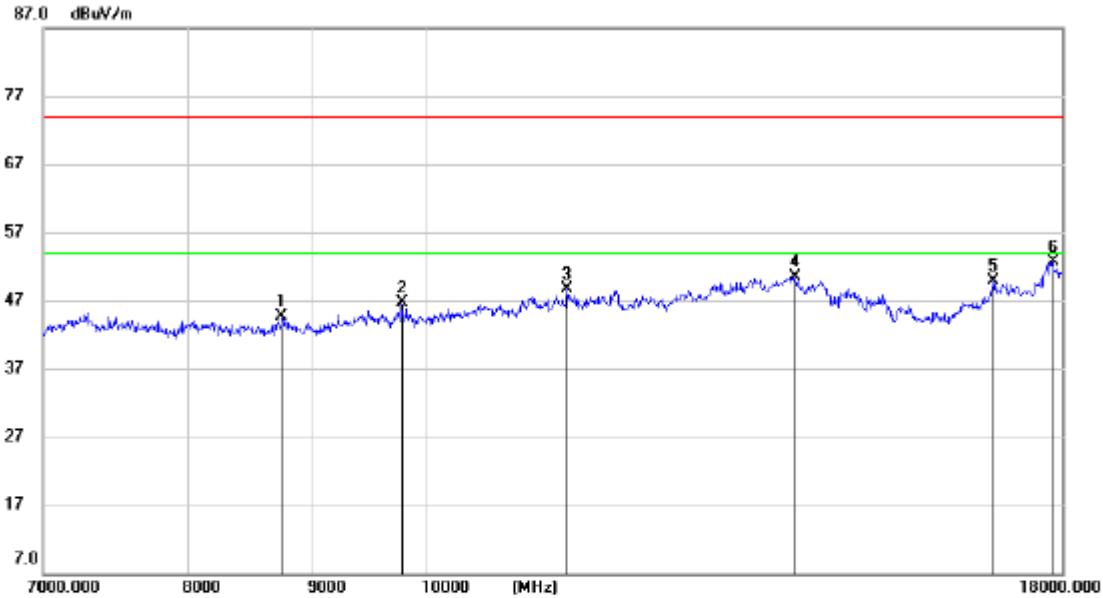


No. Mk.	Freq.	Reading Level	Correct Factor	Measurement	Limit	Margin	Antenna Height	Table Degree		
	MHz	dBuV	dB	dBuV/m	dBuV/m	dB	cm	degree	Detector	Comment
1	1123.844	58.66	-14.04	44.62	74.00	-29.38			peak	
2	1331.157	51.57	-12.83	38.74	74.00	-35.26			peak	
3	1444.520	56.86	-12.73	44.13	74.00	-29.87			peak	
4	1751.412	51.63	-11.89	39.74	74.00	-34.26			peak	
5	2251.158	50.45	-8.36	42.09	74.00	-31.91			peak	
6 *	5258.582	47.49	-0.26	47.23	74.00	-26.77			peak	

Note: 1. Measurement = Reading Level + Correct Factor.  
2. If Peak Result complies with AV limit, AV Result is deemed to comply with AV limit.  
3. Peak: Peak detector.



**HORIZONTAL RESULTS**  
**7-18GHz**

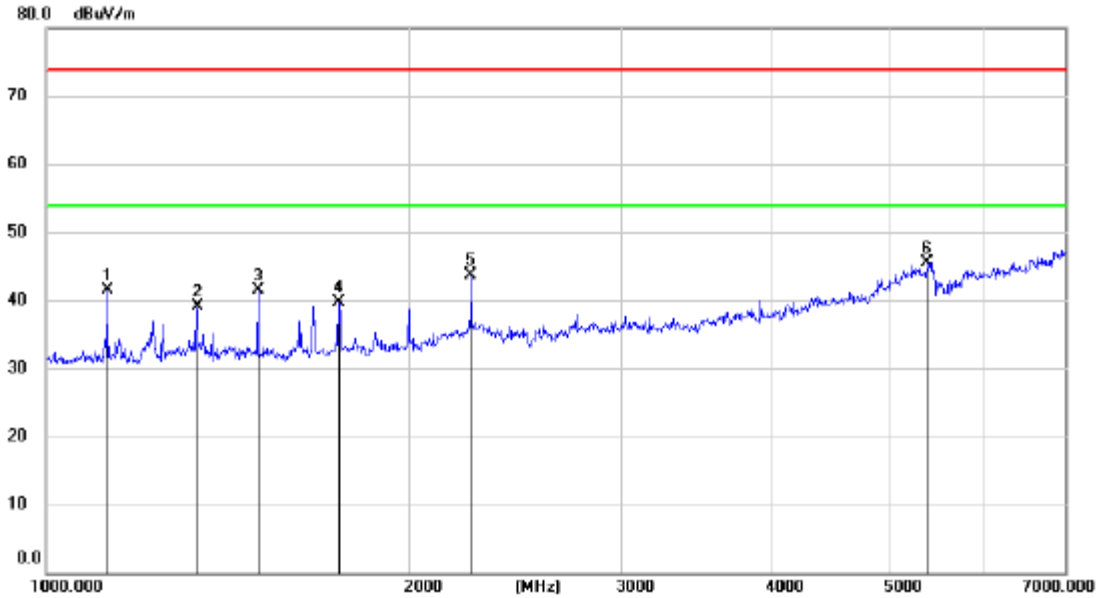


No.	Mk.	Freq.	Reading Level	Correct Factor	Measurement	Limit	Margin	Antenna Table		
		MHz	dBuV	dB	dBuV/m	dBuV/m	dB	Height	Table	
								cm	degree	Comment
1		8739.549	36.82	7.89	44.71	74.00	-29.29			peak
2		9760.666	36.76	10.02	46.78	74.00	-27.22			peak
3		11374.37	35.34	13.38	48.72	74.00	-25.28			peak
4		14054.22	32.06	18.47	50.53	74.00	-23.47			peak
5		16896.26	31.14	18.76	49.90	74.00	-24.10			peak
6	*	17847.64	28.39	24.26	52.65	74.00	-21.35			peak

Note: 1. Measurement = Reading Level + Correct Factor.  
2. If Peak Result complies with AV limit, AV Result is deemed to comply with AV limit.  
3. Peak: Peak detector.



**VERTICAL RESULTS**  
**1-7GHz**

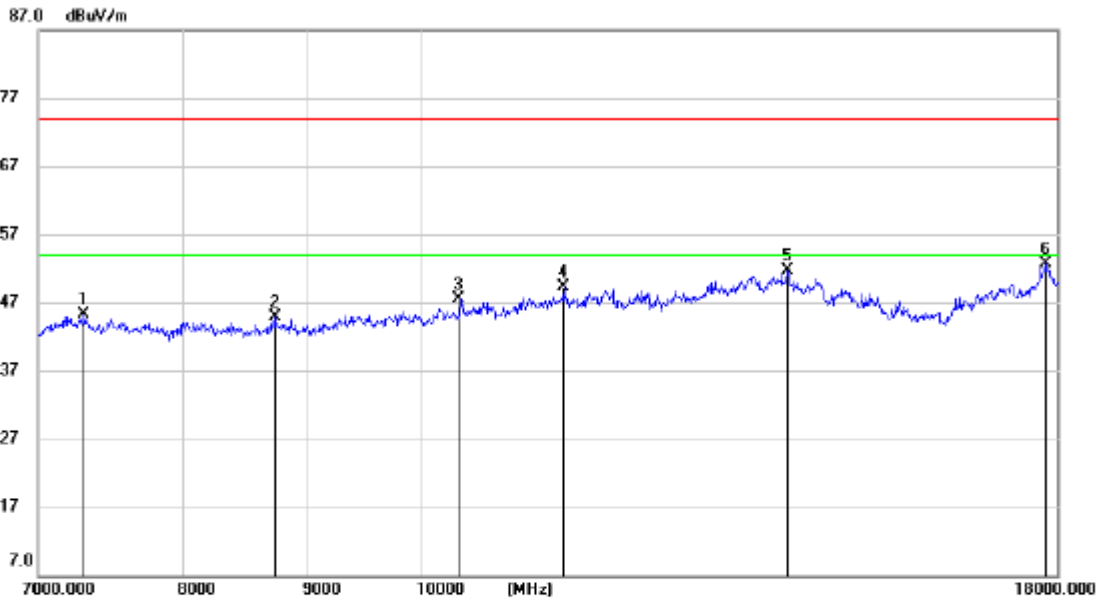


No.	Mk.	Freq.	Reading Level	Correct Factor	Measurement	Limit	Margin	Antenna Height	Table Degree	
		MHz	dBuV	dB	dBuV/m	dBuV/m	dB	cm	degree	Comment
1		1123.844	55.35	-13.79	41.56	74.00	-32.44			peak
2		1333.750	51.79	-12.72	39.07	74.00	-34.93			peak
3		1498.927	54.07	-12.61	41.46	74.00	-32.54			peak
4		1751.412	51.65	-11.89	39.76	74.00	-34.24			peak
5		2251.158	52.11	-8.36	43.75	74.00	-30.25			peak
6	*	5382.819	45.39	0.17	45.56	74.00	-28.44			peak

Note: 1. Measurement = Reading Level + Correct Factor.  
 2. If Peak Result complies with AV limit, AV Result is deemed to comply with AV limit.  
 3. Peak: Peak detector.



**7-18GHz**



No.	Mk.	Freq.	Reading Level	Correct Factor	Measurement	Limit	Margin	Antenna Height	Table Degree	
		MHz	dBuV	dB	dBuV/m	dBuV/m	dB	cm	degree	Comment
1		7303.918	38.79	6.42	45.21	74.00	-28.79			peak
2		8723.057	37.06	7.94	45.00	74.00	-29.00			peak
3		10359.06	36.35	11.21	47.56	74.00	-26.44			peak
4		11395.88	35.58	13.64	49.22	74.00	-24.78			peak
5		14027.69	33.15	18.47	51.62	74.00	-22.38			peak
6	*	17813.96	28.28	24.42	52.70	74.00	-21.30			peak

Note: 1. Measurement = Reading Level + Correct Factor.  
 2. If Peak Result complies with AV limit, AV Result is deemed to comply with AV limit.  
 3. Peak: Peak detector.



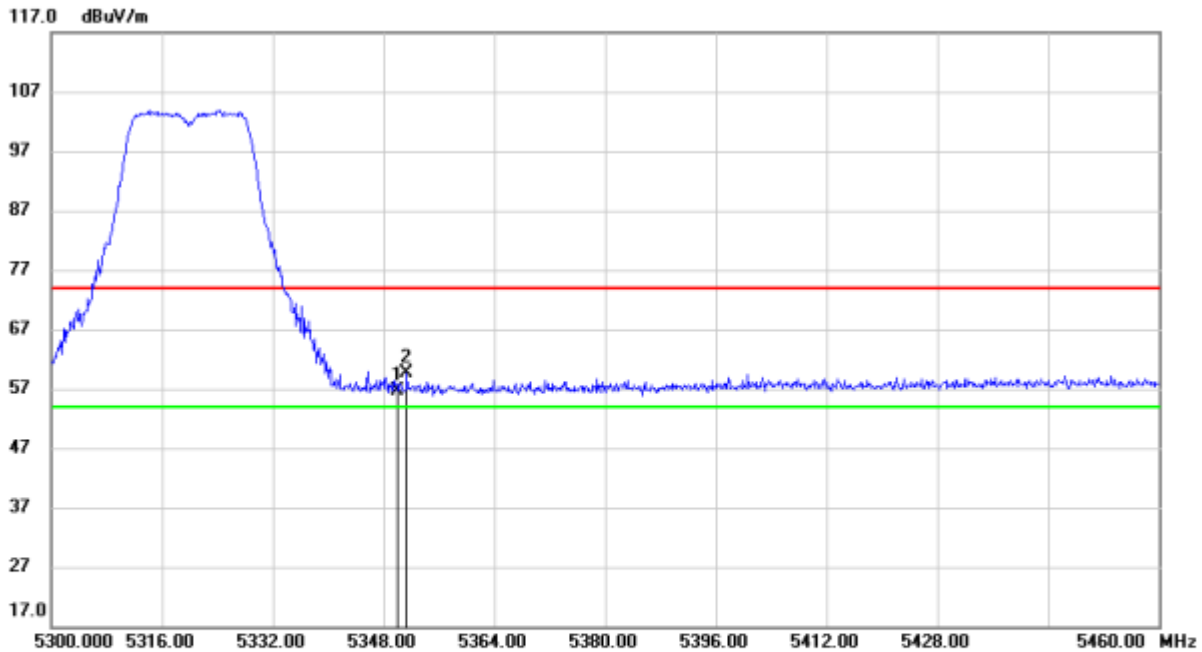
## 7.2. 802.11n HT20 MODE

### 7.2.1. UNII-2A BAND

#### 1TX Mode

#### RESTRICTED BANDEDGE HIGH CHANNEL

#### HORIZONTAL RESULTS PEAK

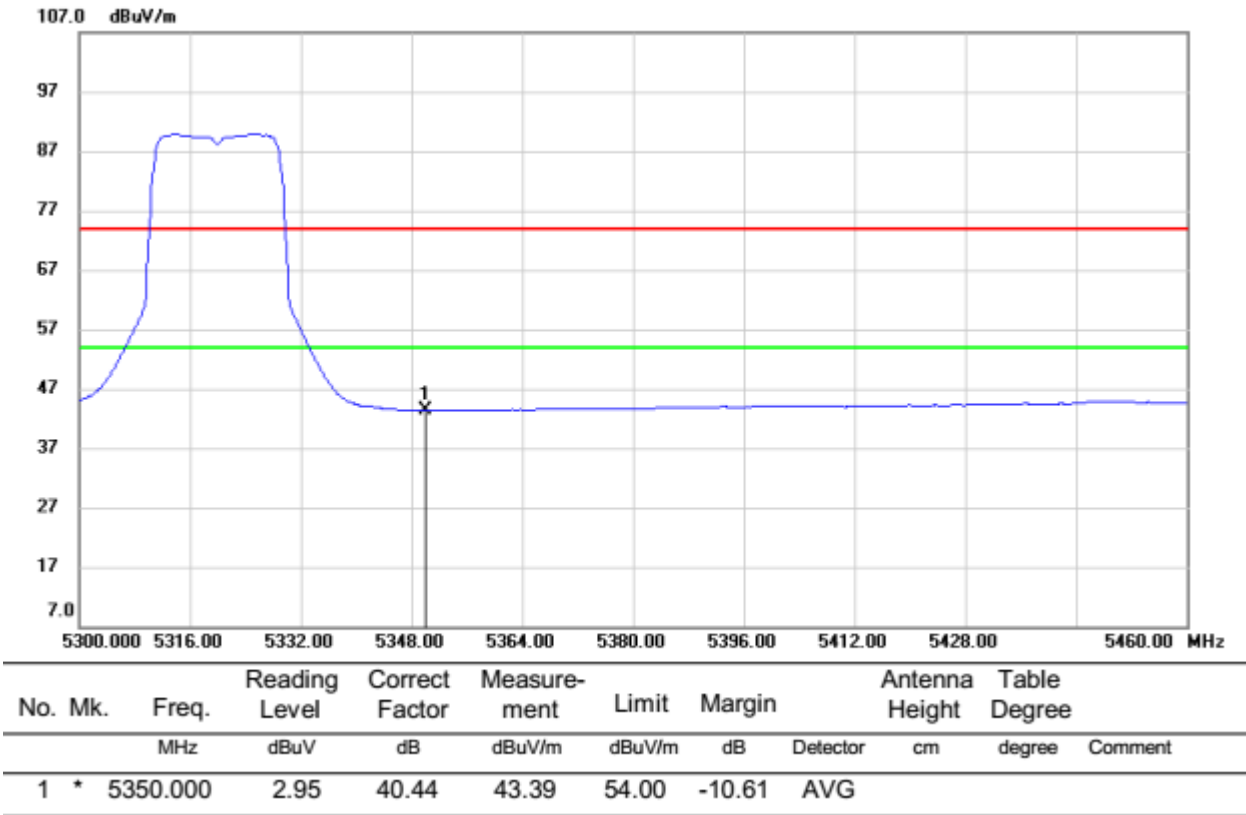


No.	Mk.	Freq. MHz	Reading Level dBuV	Correct Factor dB	Measure- ment dBuV/m	Limit dBuV/m	Margin dB	Detector	Antenna Height cm	Table Degree degree	Comment
1		5350.000	16.29	40.44	56.73	74.00	-17.27	peak			
2	*	5351.360	19.10	40.45	59.55	74.00	-14.45	peak			

Note: 1. Measurement = Reading Level + Correct Factor.  
2. If Peak Result complies with AV limit, AV Result is deemed to comply with AV limit.  
3. Peak: Peak detector.



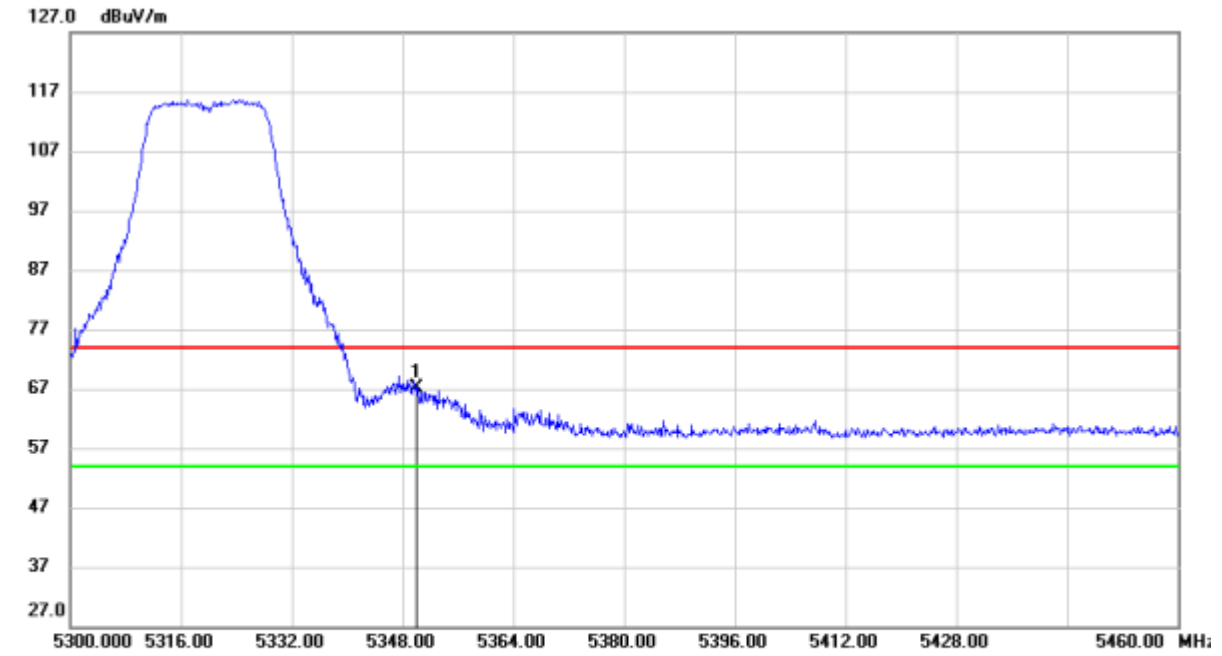
**AVG**



- Note: 1. Measurement = Reading Level + Correct Factor  
 2. AVG: VBW=1/T, (For the value of 1/T, please refer to the table on page 18).  
 3. For duty cycle, please refer to clause 6.1.



**VERTICAL RESULTS**  
**PEAK**

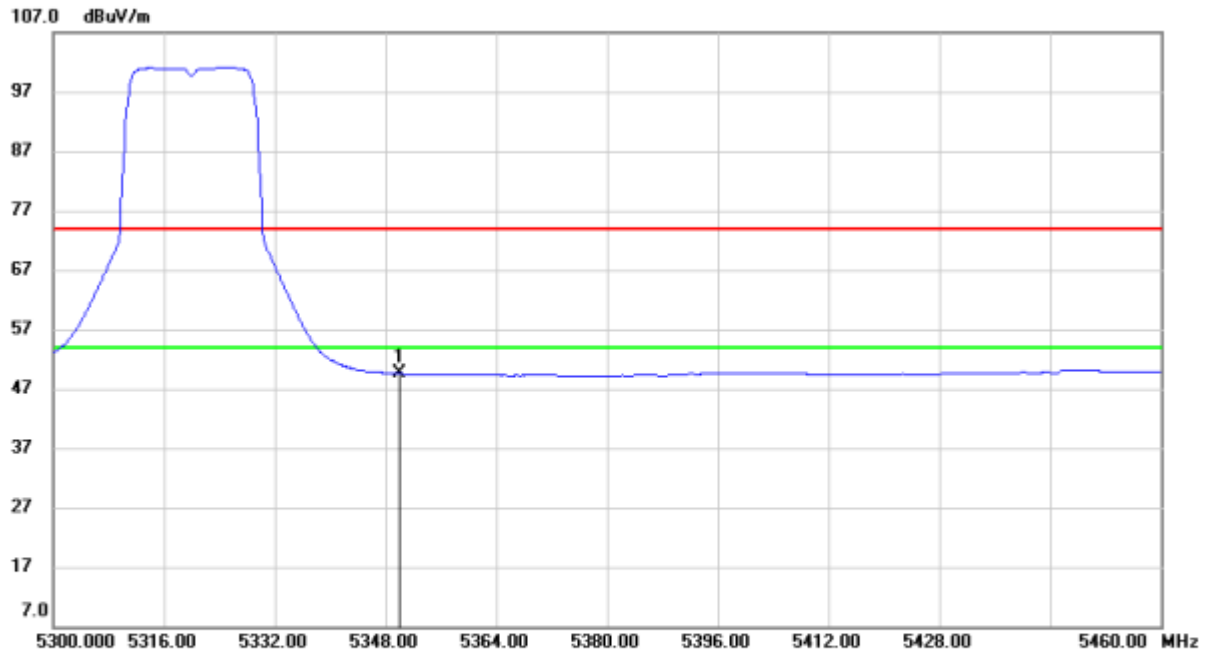


No.	Mk.	Freq.	Reading Level	Correct Factor	Measurement	Limit	Margin	Antenna Height	Table Degree	
		MHz	dBuV	dB	dBuV/m	dBuV/m	dB	cm	degree	Comment
1	*	5350.000	26.69	40.54	67.23	74.00	-6.77			peak

- Note:
1. Measurement = Reading Level + Correct Factor.
  2. If Peak Result complies with AV limit, AV Result is deemed to comply with AV limit.
  3. Peak: Peak detector.



**AVG**



No.	Mk.	Freq.	Reading Level	Correct Factor	Measurement	Limit	Margin	Antenna Height	Table Degree	Comment
		MHz	dBuV	dB	dBuV/m	dBuV/m	dB	cm	degree	
1	*	5350.000	8.99	40.54	49.53	54.00	-4.47	AVG		

- Note: 1. Measurement = Reading Level + Correct Factor  
 2. AVG: VBW=1/T, (For the value of 1/T, please refer to the table on page 18).  
 3. For duty cycle, please refer to clause 6.1.

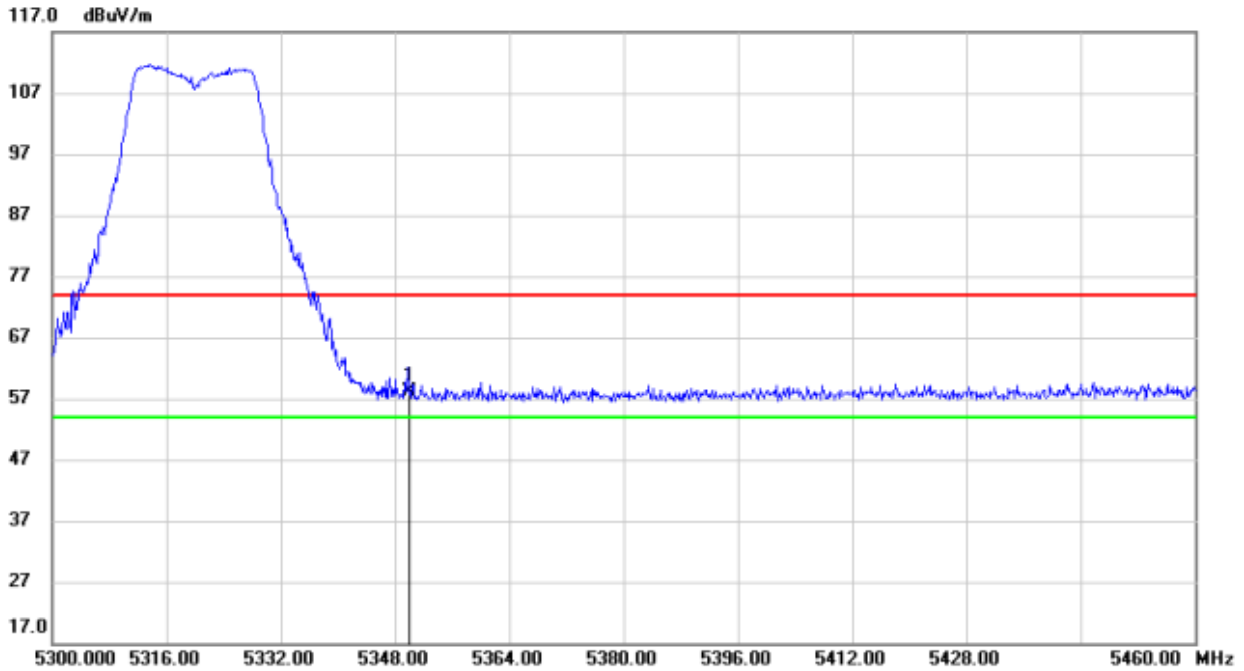




**2TX Mode**

**RESTRICTED BANDEDGE HIGH CHANNEL**

**HORIZONTAL RESULTS**  
**PEAK**

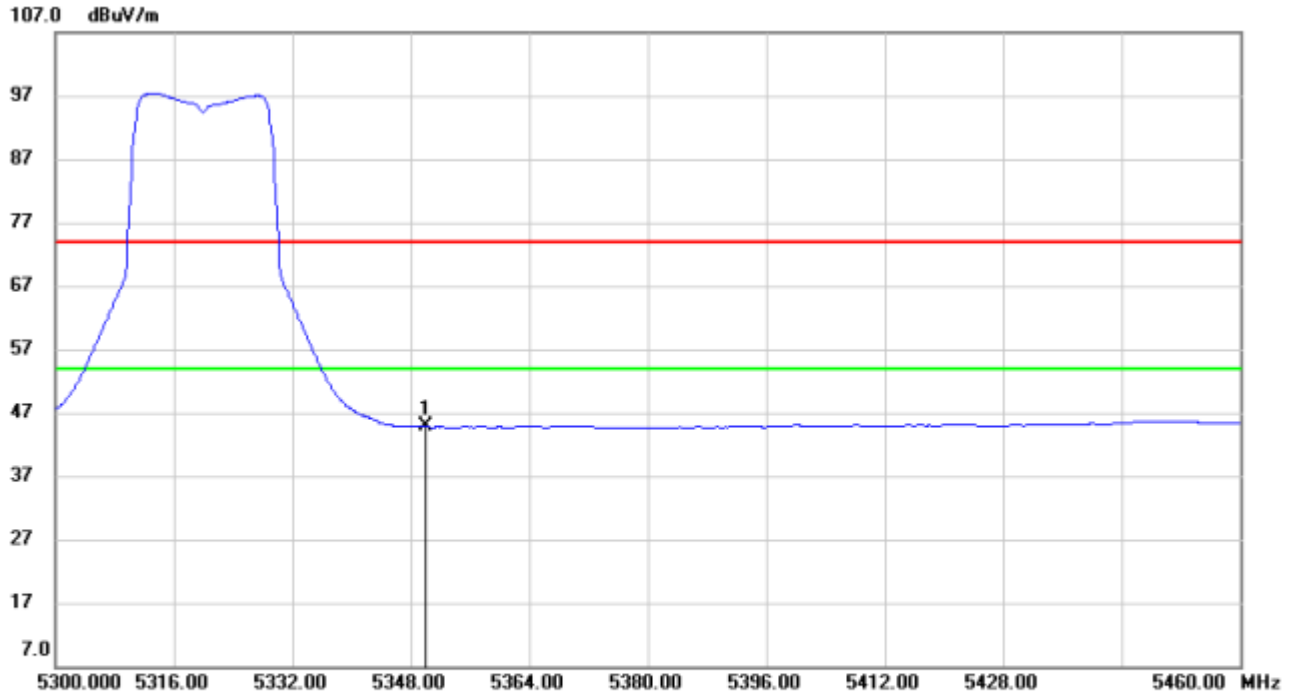


No.	Mk.	Freq.	Reading Level	Correct Factor	Measurement	Limit	Margin	Antenna Height	Table Degree	
		MHz	dBuV	dB	dBuV/m	dBuV/m	dB	cm	degree	Comment
1	*	5350.000	17.80	40.44	58.24	74.00	-15.76			peak

- Note: 1. Measurement = Reading Level + Correct Factor.  
 2. If Peak Result complies with AV limit, AV Result is deemed to comply with AV limit.  
 3. Peak: Peak detector.



**AVG**

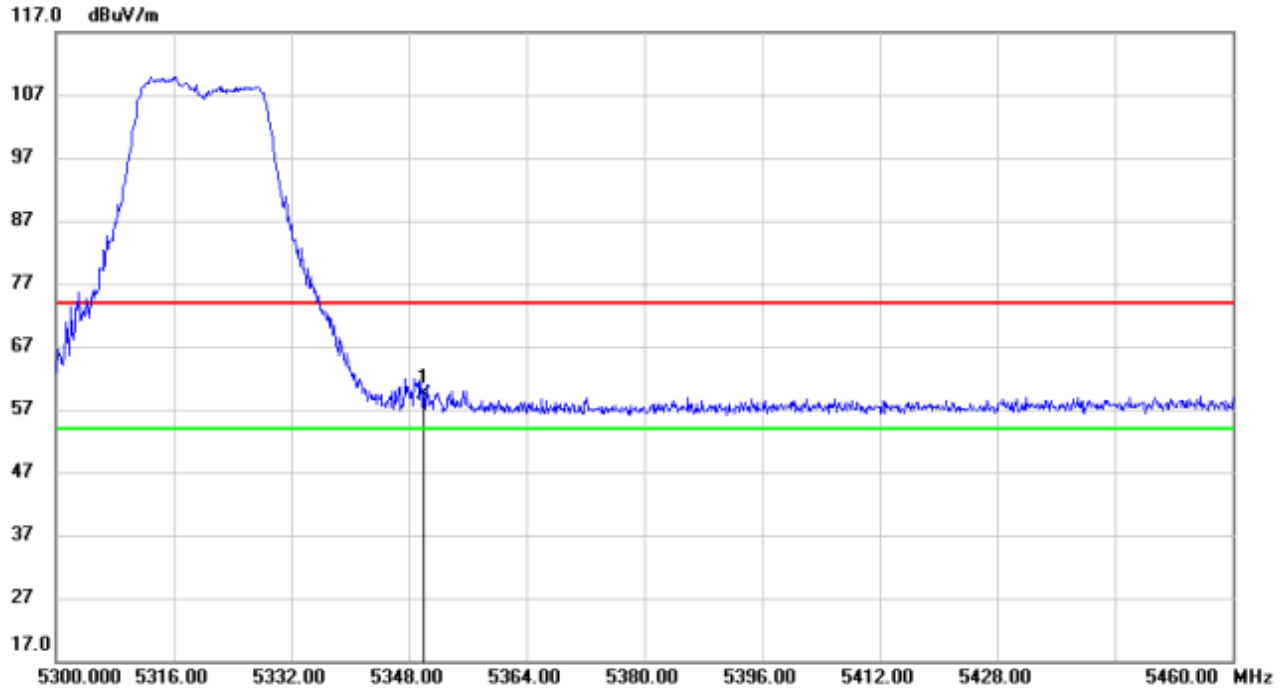


No.	Mk.	Freq.	Reading Level	Correct Factor	Measurement	Limit	Margin	Antenna Height	Table Degree
		MHz	dBuV	dB	dBuV/m	dBuV/m	dB	cm	degree
1	*	5350.000	4.38	40.44	44.82	54.00	-9.18		AVG

- Note:
1. Measurement = Reading Level + Correct Factor
  2. AVG: VBW=1/T, (For the value of 1/T, please refer to the table on page 18).
  3. For duty cycle, please refer to clause 6.1.



**VERTICAL RESULTS**  
**PEAK**

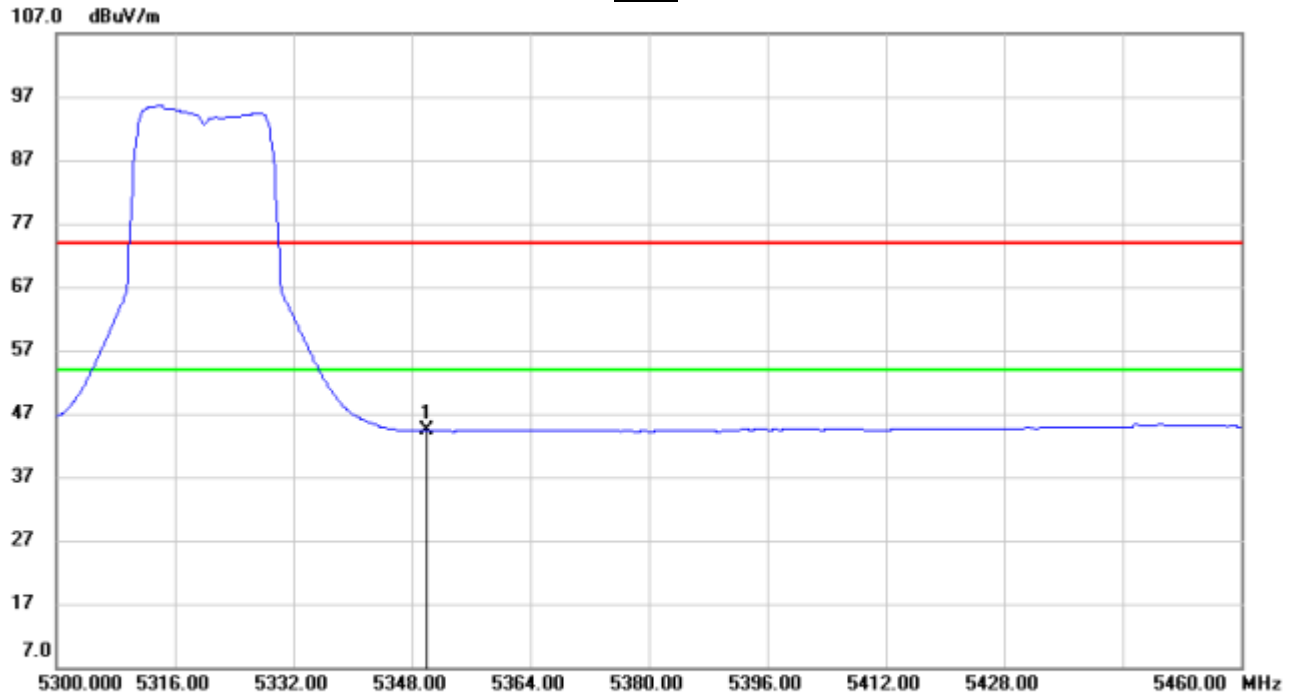


No.	Mk.	Freq.	Reading Level	Correct Factor	Measurement	Limit	Margin	Antenna Height	Table Degree	
		MHz	dBuV	dB	dBuV/m	dBuV/m	dB	cm	degree	Comment
1	*	5350.000	18.91	40.54	59.45	74.00	-14.55			peak

Note: 1. Measurement = Reading Level + Correct Factor.  
2. If Peak Result complies with AV limit, AV Result is deemed to comply with AV limit.  
3. Peak: Peak detector.



**AVG**



No.	Mk.	Freq.	Reading Level	Correct Factor	Measurement	Limit	Margin	Antenna Height	Table Degree
		MHz	dBuV	dB	dBuV/m	dBuV/m	dB	cm	degree
1	*	5350.000	3.82	40.54	44.36	54.00	-9.64	AVG	

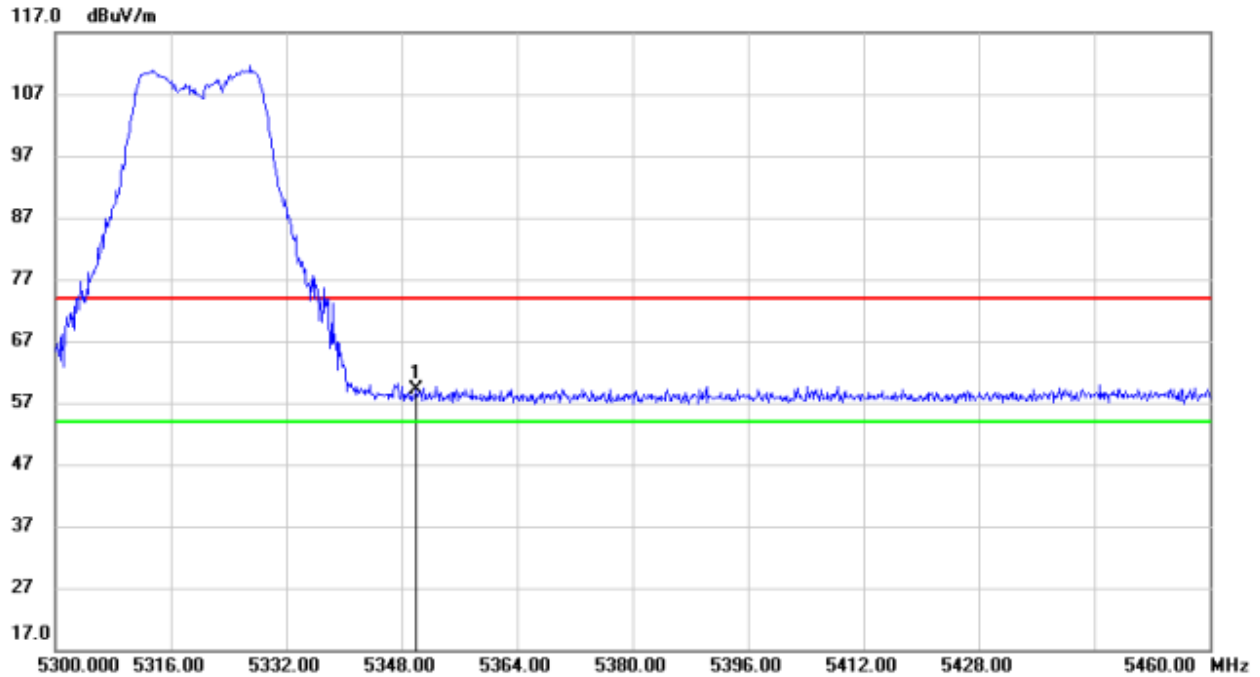
- Note: 1. Measurement = Reading Level + Correct Factor  
 2. AVG: VBW=1/T, (For the value of 1/T, please refer to the table on page 18).  
 3. For duty cycle, please refer to clause 6.1.



**3TX Mode**

**RESTRICTED BANDEDGE HIGH CHANNEL**

**HORIZONTAL RESULTS**  
**PEAK**

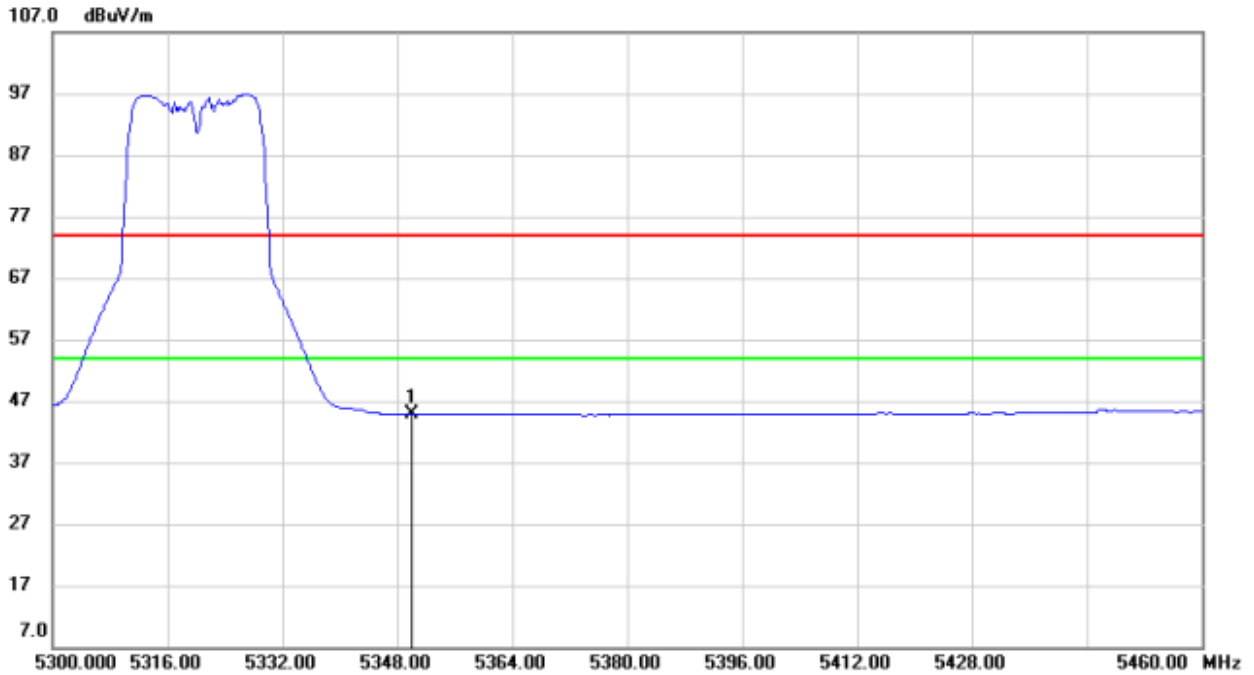


No.	Mk.	Freq.	Reading Level	Correct Factor	Measurement	Limit	Margin	Antenna Height	Table Degree	
		MHz	dBuV	dB	dBuV/m	dBuV/m	dB	cm	degree	Comment
1	*	5350.000	18.57	40.44	59.01	74.00	-14.99			peak

- Note: 1. Measurement = Reading Level + Correct Factor.  
 2. If Peak Result complies with AV limit, AV Result is deemed to comply with AV limit.  
 3. Peak: Peak detector.



**AVG**

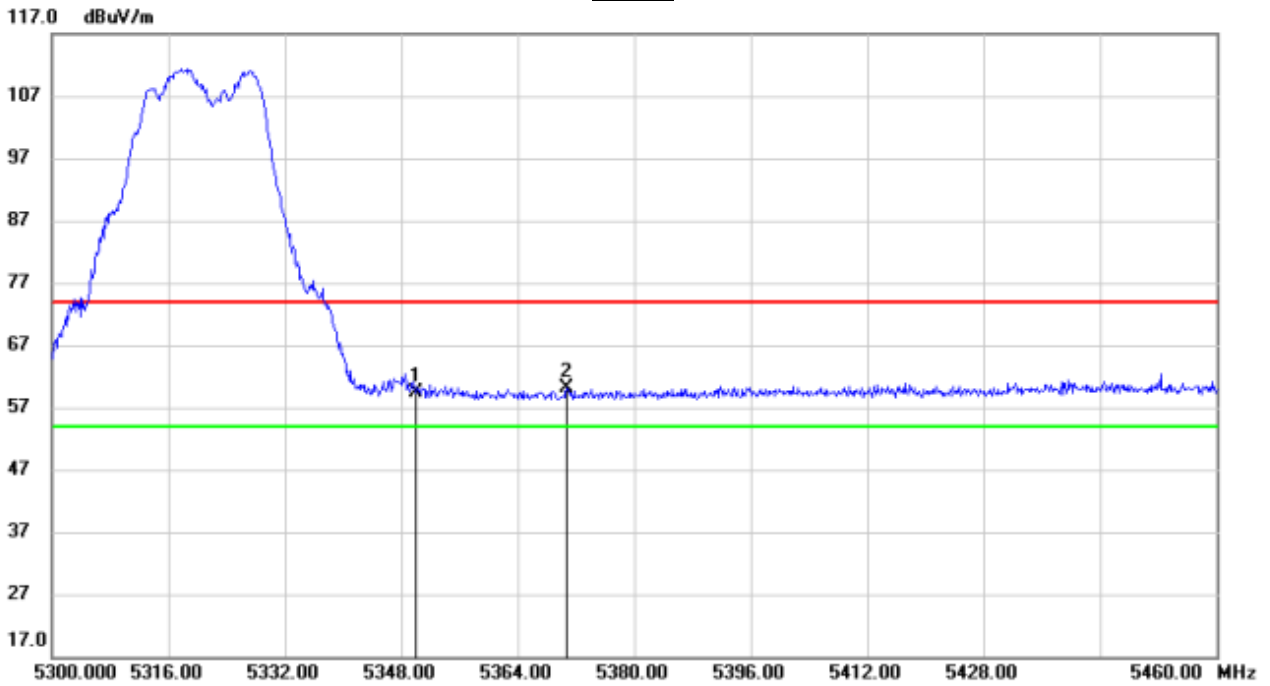


No.	Mk.	Freq.	Reading Level	Correct Factor	Measurement	Limit	Margin	Antenna Height	Table Degree	
		MHz	dBuV	dB	dBuV/m	dBuV/m	dB	cm	degree	Comment
1	*	5350.000	4.44	40.44	44.88	54.00	-9.12			AVG

- Note:
1. Measurement = Reading Level + Correct Factor
  2. AVG: VBW=1/T, (For the value of 1/T, please refer to the table on page 18).
  3. For duty cycle, please refer to clause 6.1.



**VERTICAL RESULTS**  
**PEAK**

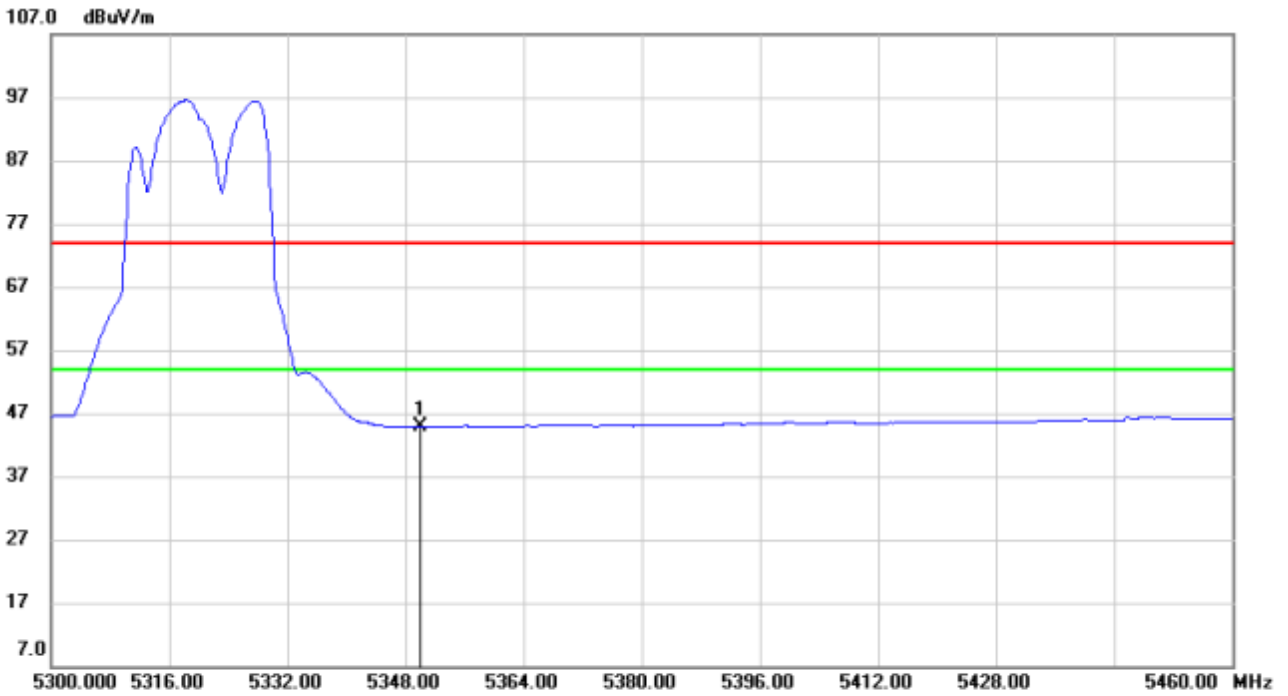


No.	Mk.	Freq.	Reading Level	Correct Factor	Measurement	Limit	Margin	Antenna Height	Table Degree	Comment
		MHz	dBuV	dB	dBuV/m	dBuV/m	dB	cm	degree	
1		5350.000	18.73	40.54	59.27	74.00	-14.73			peak
2	*	5370.720	19.38	40.67	60.05	74.00	-13.95			peak

Note: 1. Measurement = Reading Level + Correct Factor.  
2. If Peak Result complies with AV limit, AV Result is deemed to comply with AV limit.  
3. Peak: Peak detector.



**AVG**



No.	Mk.	Freq. MHz	Reading Level dBuV	Correct Factor dB	Measure- ment dBuV/m	Limit dBuV/m	Margin dB	Antenna Height cm	Table Degree degree	Detector	Comment
1	*	5350.000	4.40	40.54	44.94	54.00	-9.06			AVG	

- Note: 1. Measurement = Reading Level + Correct Factor  
 2. AVG: VBW=1/T, (For the value of 1/T, please refer to the table on page 18).  
 3. For duty cycle, please refer to clause 6.1.

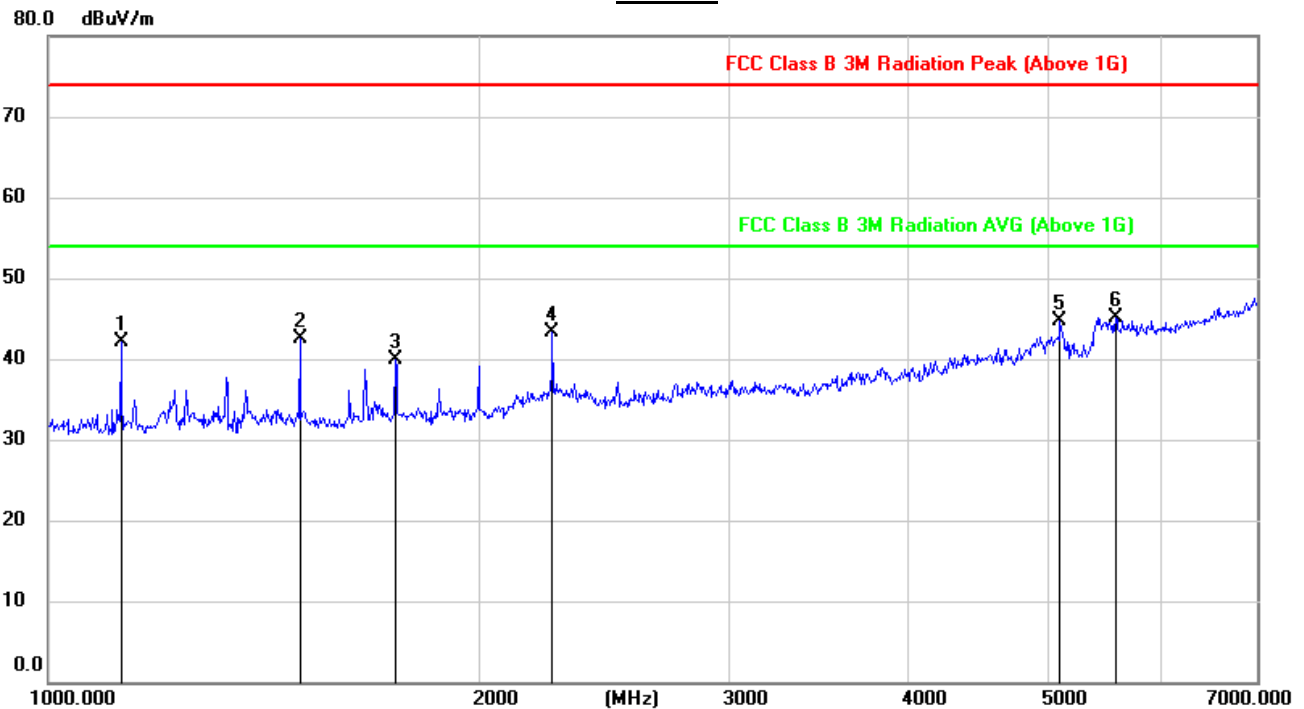




**3TX (WORST-CASE CONFIGURATION)**

**HARMONICS AND SPURIOUS EMISSIONS LOW CHANNEL**

**HORIZONTAL RESULTS**  
**1-7GHz**

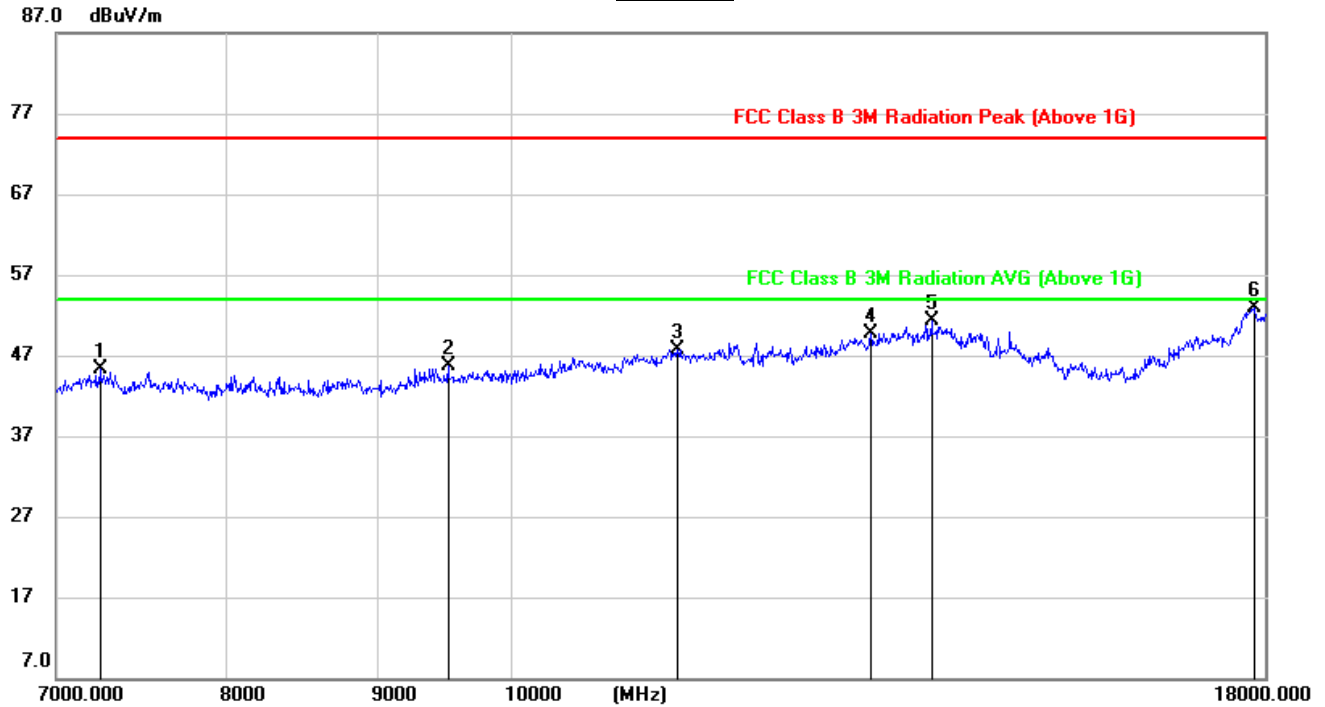


No.	Frequency (MHz)	Reading (dBuV/m)	Correct (dB/m)	Result (dBuV/m)	Limit (dBuV/m)	Margin (dB)	Remark
1	1123.844	55.83	-13.79	42.04	74.00	-31.96	peak
2	1498.927	55.03	-12.61	42.42	74.00	-31.58	peak
3	1751.412	51.71	-11.89	39.82	74.00	-34.18	peak
4	2251.158	51.61	-8.36	43.25	74.00	-30.75	peak
5	5107.309	45.07	-0.46	44.61	74.00	-29.39	peak
6	5574.701	44.33	0.82	45.15	74.00	-28.85	peak

Note: 1. Measurement = Reading Level + Correct Factor.  
2. If Peak Result complies with AV limit, AV Result is deemed to comply with AV limit.  
3. Peak: Peak detector.



**HORIZONTAL RESULTS**  
**7-18GHz**

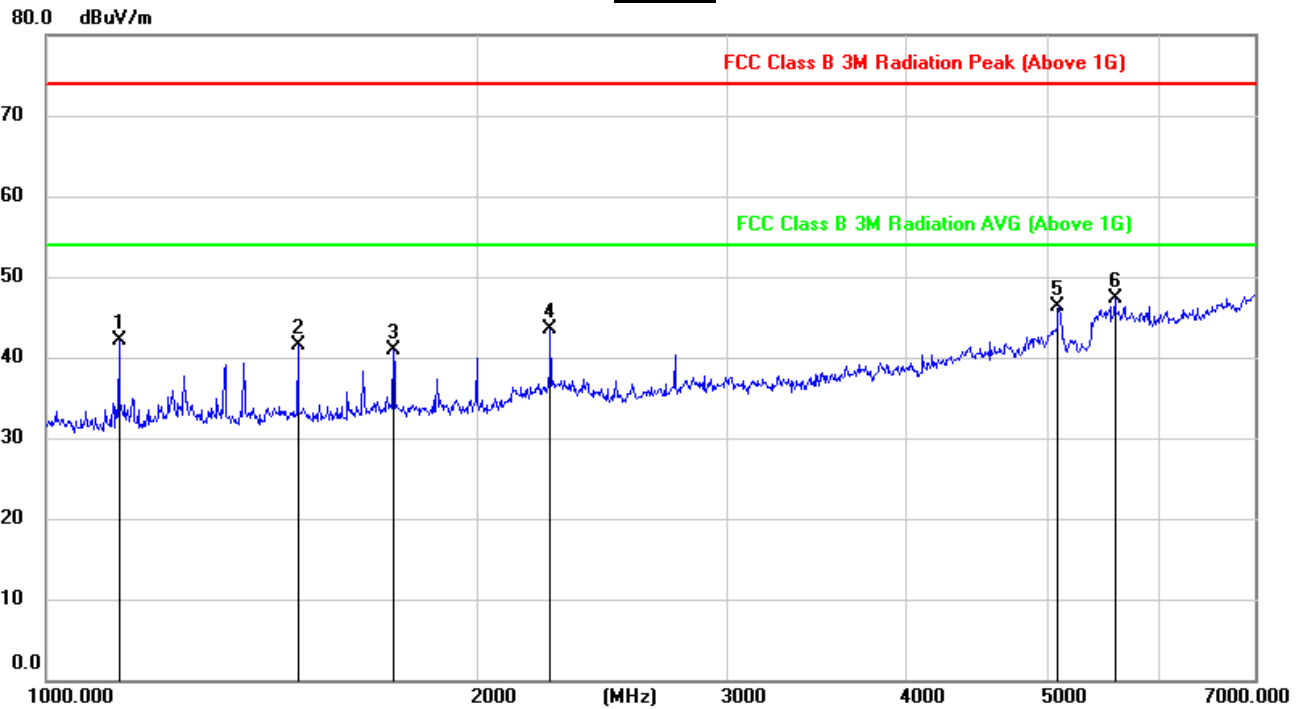


No.	Frequency (MHz)	Reading (dBuV/m)	Correct dB/m	Result (dBuV/m)	Limit (dBuV/m)	Margin (dB)	Remark
1	7242.097	38.91	6.43	45.34	74.00	-28.66	peak
2	9505.929	36.05	9.69	45.74	74.00	-28.26	peak
3	11395.885	34.11	13.68	47.79	74.00	-26.21	peak
4	13229.872	32.46	17.30	49.76	74.00	-24.24	peak
5	13869.613	32.73	18.57	51.30	74.00	-22.70	peak
6	17847.646	28.58	24.26	52.84	74.00	-21.16	peak

Note: 1. Measurement = Reading Level + Correct Factor.  
2. If Peak Result complies with AV limit, AV Result is deemed to comply with AV limit.  
3. Peak: Peak detector.



**VERTICAL RESULTS**  
**1-7GHz**

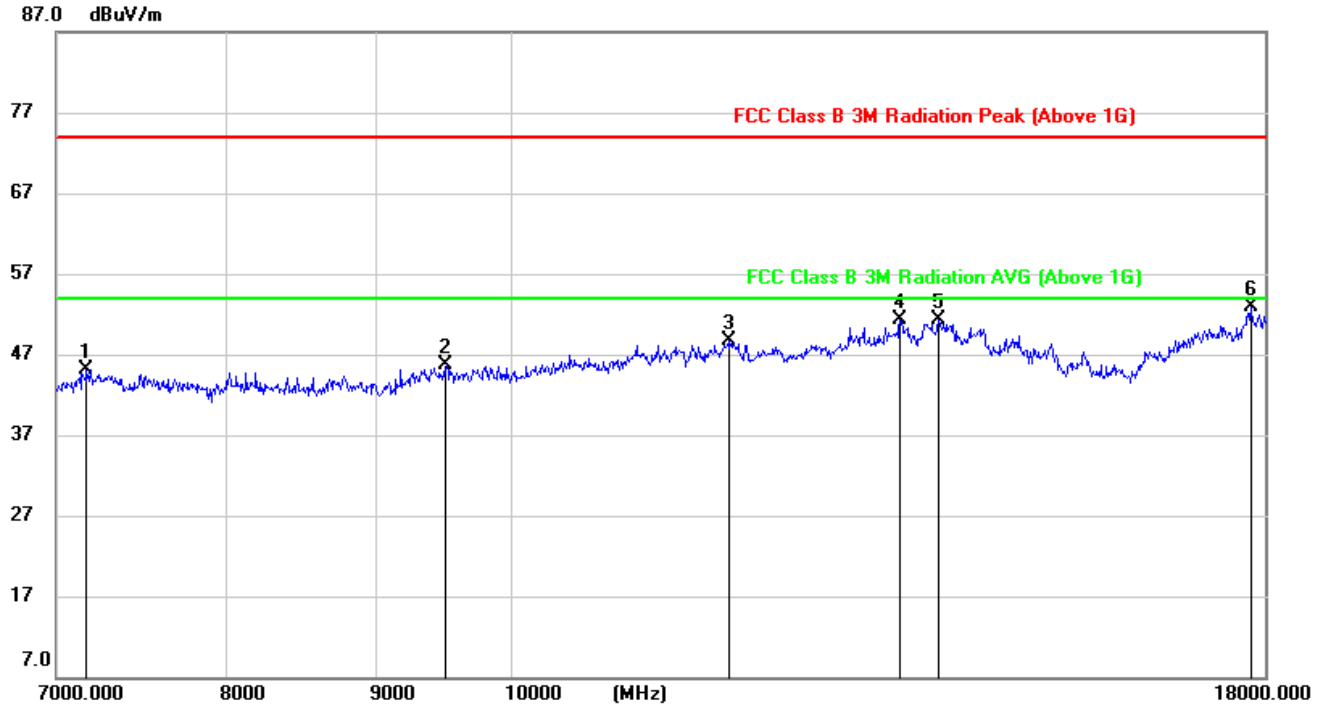


No.	Frequency (MHz)	Reading (dBuV/m)	Correct dB/m	Result (dBuV/m)	Limit (dBuV/m)	Margin (dB)	Remark
1	1123.844	56.20	-14.04	42.16	74.00	-31.84	peak
2	1498.927	54.12	-12.71	41.41	74.00	-32.59	peak
3	1751.412	52.84	-11.89	40.95	74.00	-33.05	peak
4	2251.158	51.93	-8.36	43.57	74.00	-30.43	peak
5	5107.309	46.63	-0.26	46.37	74.00	-27.63	peak
6	5585.559	46.51	0.76	47.27	74.00	-26.73	peak

Note: 1. Measurement = Reading Level + Correct Factor.  
2. If Peak Result complies with AV limit, AV Result is deemed to comply with AV limit.  
3. Peak: Peak detector.



**7-18GHz**



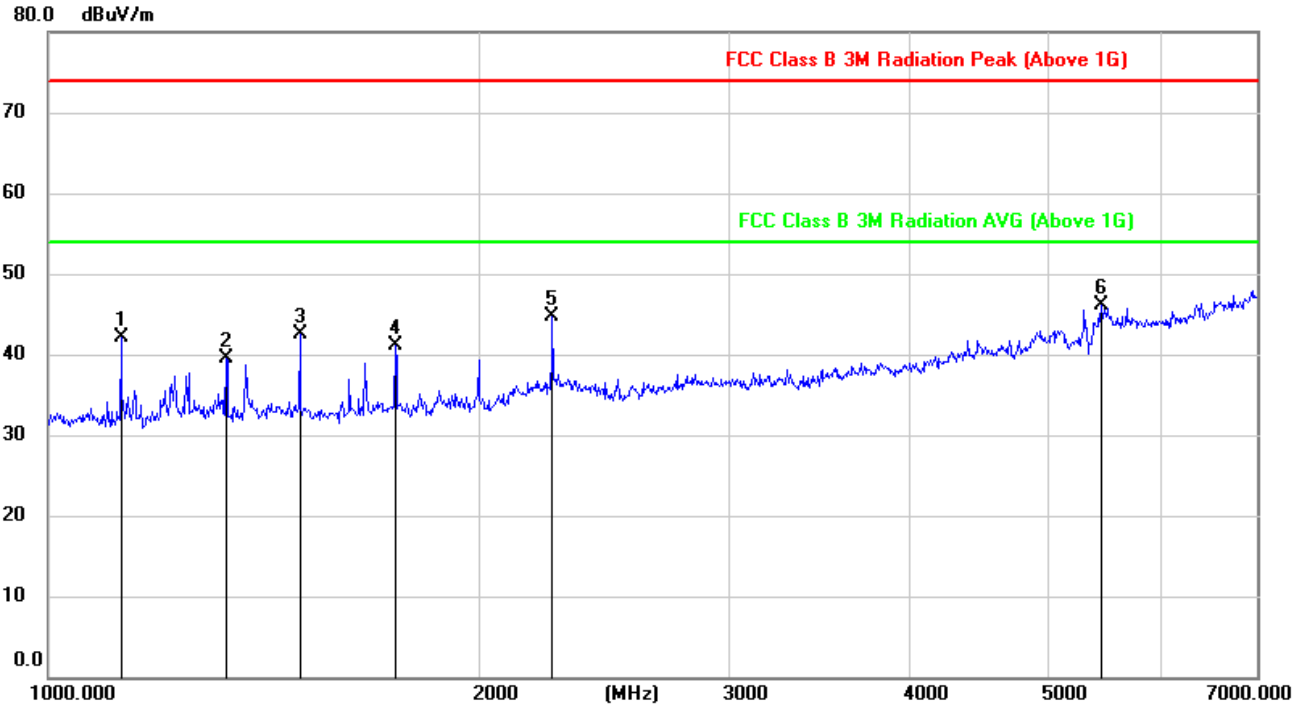
No.	Frequency (MHz)	Reading (dBuV/m)	Correct (dB/m)	Result (dBuV/m)	Limit (dBuV/m)	Margin (dB)	Remark
1	7174.020	38.56	6.46	45.02	74.00	-28.98	peak
2	9496.955	35.95	9.80	45.75	74.00	-28.25	peak
3	11845.822	34.00	14.72	48.72	74.00	-25.28	peak
4	13533.179	32.46	18.79	51.25	74.00	-22.75	peak
5	13948.432	32.66	18.65	51.31	74.00	-22.69	peak
6	17797.148	28.30	24.61	52.91	74.00	-21.09	peak

Note: 1. Measurement = Reading Level + Correct Factor.  
 2. If Peak Result complies with AV limit, AV Result is deemed to comply with AV limit.  
 3. Peak: Peak detector.



**HARMONICS AND SPURIOUS EMISSIONS MID CHANNEL**

**HORIZONTAL RESULTS**  
**1-7GHz**

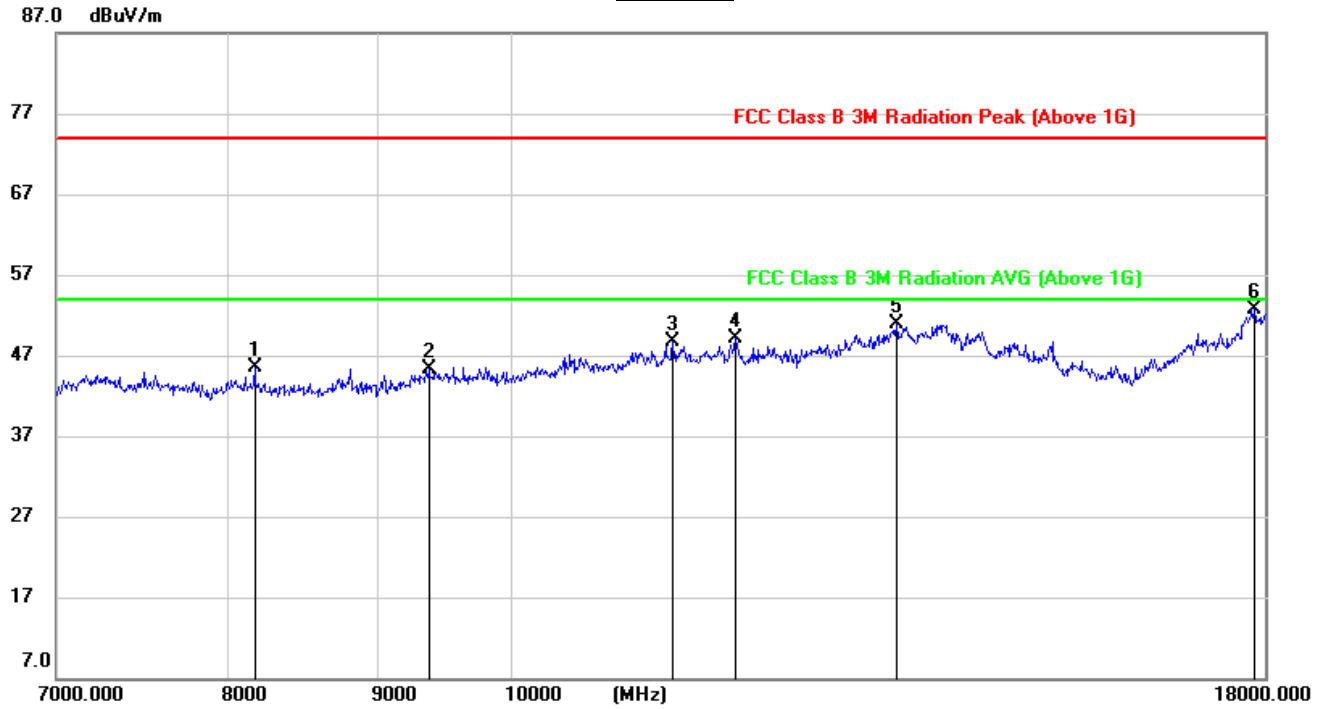


No.	Frequency (MHz)	Reading (dBuV/m)	Correct dB/m	Result (dBuV/m)	Limit (dBuV/m)	Margin (dB)	Remark
1	1123.844	55.89	-13.79	42.10	74.00	-31.90	peak
2	1331.157	52.25	-12.71	39.54	74.00	-34.46	peak
3	1498.927	55.13	-12.61	42.52	74.00	-31.48	peak
4	1751.412	52.93	-11.89	41.04	74.00	-32.96	peak
5	2251.158	53.12	-8.36	44.76	74.00	-29.24	peak
6	5456.642	45.30	0.72	46.02	74.00	-27.98	peak

Note: 1. Measurement = Reading Level + Correct Factor.  
2. If Peak Result complies with AV limit, AV Result is deemed to comply with AV limit.  
3. Peak: Peak detector.



**HORIZONTAL RESULTS**  
**7-18GHz**

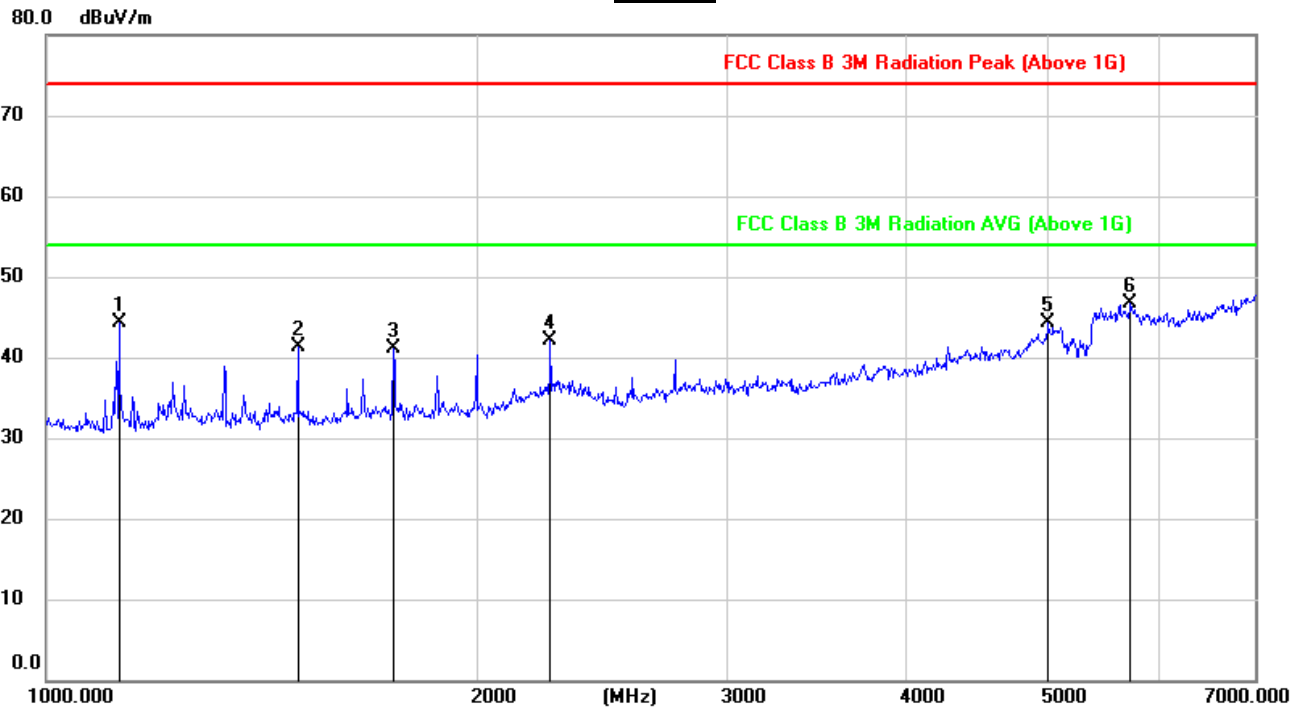


No.	Frequency (MHz)	Reading (dBuV/m)	Correct dB/m	Result (dBuV/m)	Limit (dBuV/m)	Margin (dB)	Remark
1	8172.721	38.42	7.08	45.50	74.00	-28.50	peak
2	9372.209	35.84	9.46	45.30	74.00	-28.70	peak
3	11331.490	35.41	13.31	48.72	74.00	-25.28	peak
4	11901.894	33.80	15.22	49.02	74.00	-24.98	peak
5	13507.640	32.74	18.09	50.83	74.00	-23.17	peak
6	17847.646	28.52	24.26	52.78	74.00	-21.22	peak

Note: 1. Measurement = Reading Level + Correct Factor.  
2. If Peak Result complies with AV limit, AV Result is deemed to comply with AV limit.  
3. Peak: Peak detector.



**VERTICAL RESULTS**  
**1-7GHz**

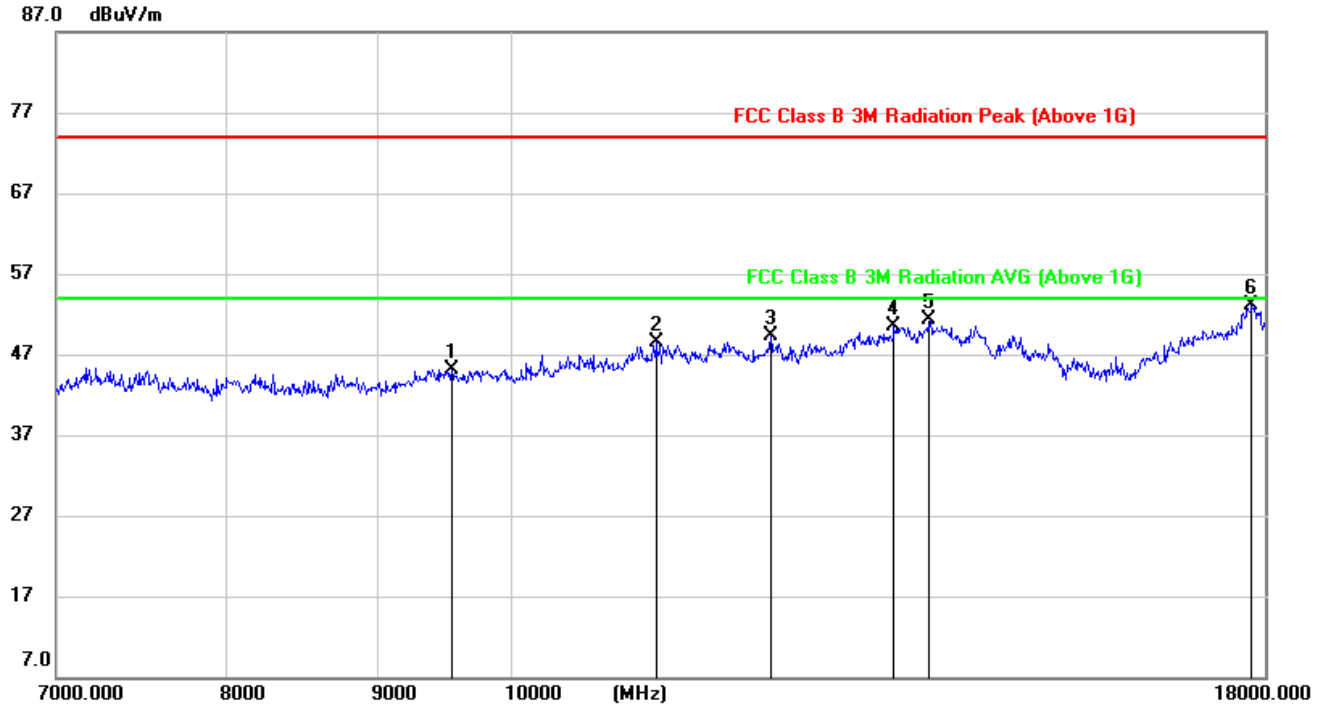


No.	Frequency (MHz)	Reading (dBuV/m)	Correct dB/m	Result (dBuV/m)	Limit (dBuV/m)	Margin (dB)	Remark
1	1123.844	58.27	-14.04	44.23	74.00	-29.77	peak
2	1498.927	54.00	-12.71	41.29	74.00	-32.71	peak
3	1751.412	52.92	-11.89	41.03	74.00	-32.97	peak
4	2251.158	50.52	-8.36	42.16	74.00	-31.84	peak
5	5018.643	45.06	-0.70	44.36	74.00	-29.64	peak
6	5728.659	45.55	1.09	46.64	74.00	-27.36	peak

Note: 1. Measurement = Reading Level + Correct Factor.  
 2. If Peak Result complies with AV limit, AV Result is deemed to comply with AV limit.  
 3. Peak: Peak detector.



**7-18GHz**



No.	Frequency (MHz)	Reading (dBuV/m)	Correct (dB/m)	Result (dBuV/m)	Limit (dBuV/m)	Margin (dB)	Remark
1	9541.909	35.44	9.63	45.07	74.00	-28.93	peak
2	11182.646	35.10	13.37	48.47	74.00	-25.53	peak
3	12232.385	34.97	14.38	49.35	74.00	-24.65	peak
4	13469.422	32.29	18.23	50.52	74.00	-23.48	peak
5	13856.520	32.45	18.79	51.24	74.00	-22.76	peak
6	17813.965	28.66	24.42	53.08	74.00	-20.92	peak

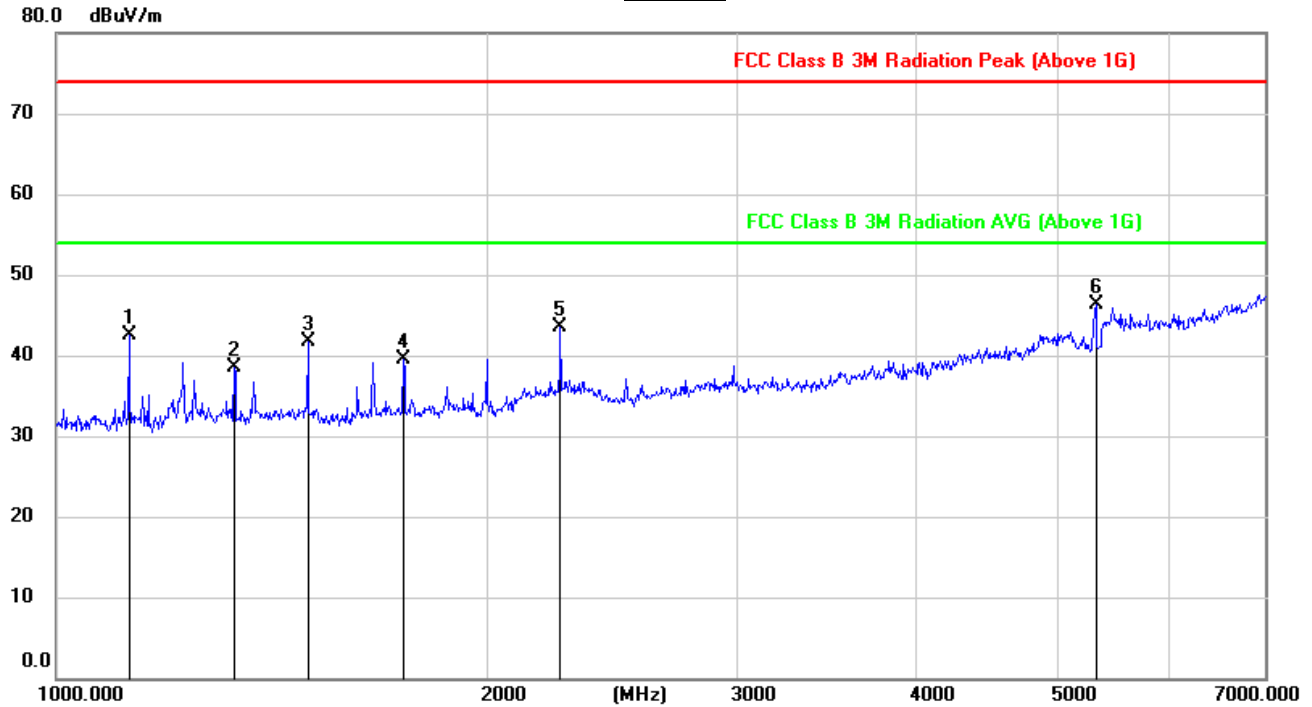
Note: 1. Measurement = Reading Level + Correct Factor.  
 2. If Peak Result complies with AV limit, AV Result is deemed to comply with AV limit.  
 3. Peak: Peak detector.





**HARMONICS AND SPURIOUS EMISSIONS HIGH CHANNEL**

**HORIZONTAL RESULTS**  
**1-7GHz**

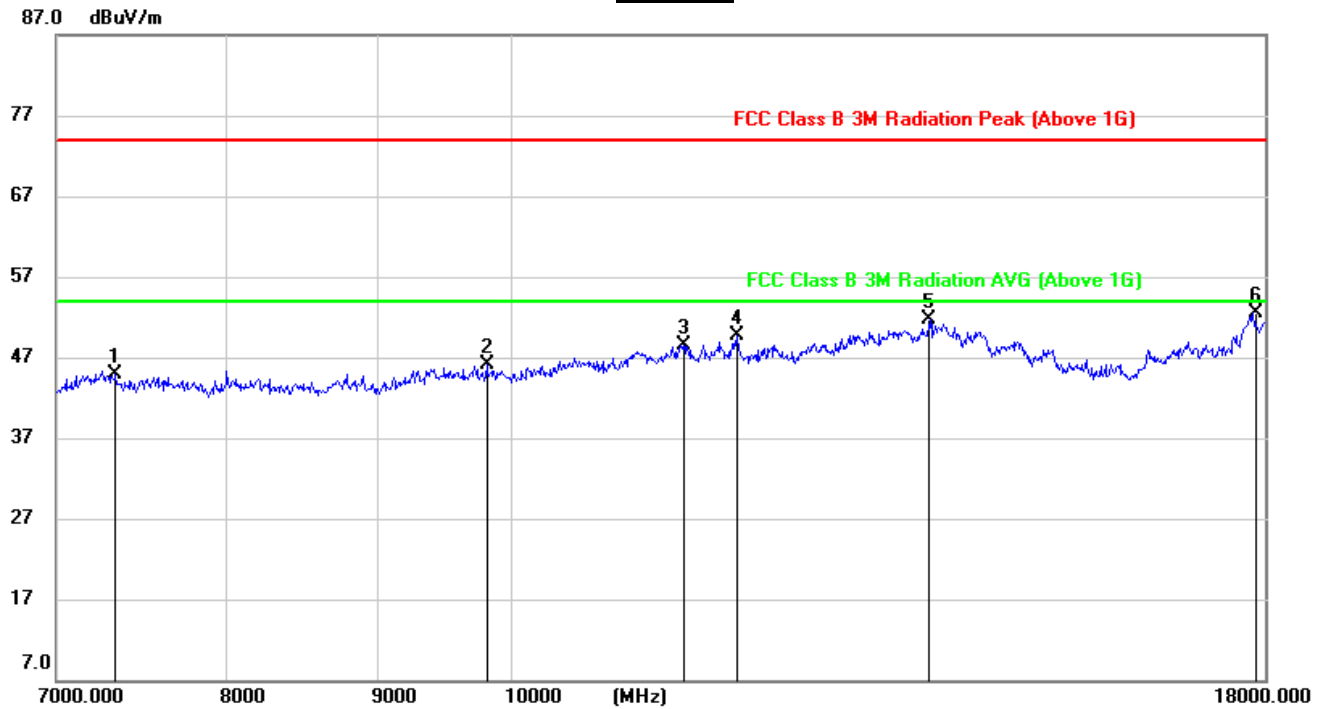


No.	Frequency (MHz)	Reading (dBuV/m)	Correct dB/m	Result (dBuV/m)	Limit (dBuV/m)	Margin (dB)	Remark
1	1123.844	56.31	-13.79	42.52	74.00	-31.48	peak
2	1331.157	51.30	-12.71	38.59	74.00	-35.41	peak
3	1498.927	54.31	-12.61	41.70	74.00	-32.30	peak
4	1751.412	51.41	-11.89	39.52	74.00	-34.48	peak
5	2251.158	51.91	-8.36	43.55	74.00	-30.45	peak
6	5341.084	46.55	-0.17	46.38	74.00	-27.62	peak

Note: 1. Measurement = Reading Level + Correct Factor.  
 2. If Peak Result complies with AV limit, AV Result is deemed to comply with AV limit.  
 3. Peak: Peak detector.



**HORIZONTAL RESULTS**  
**7-18GHz**

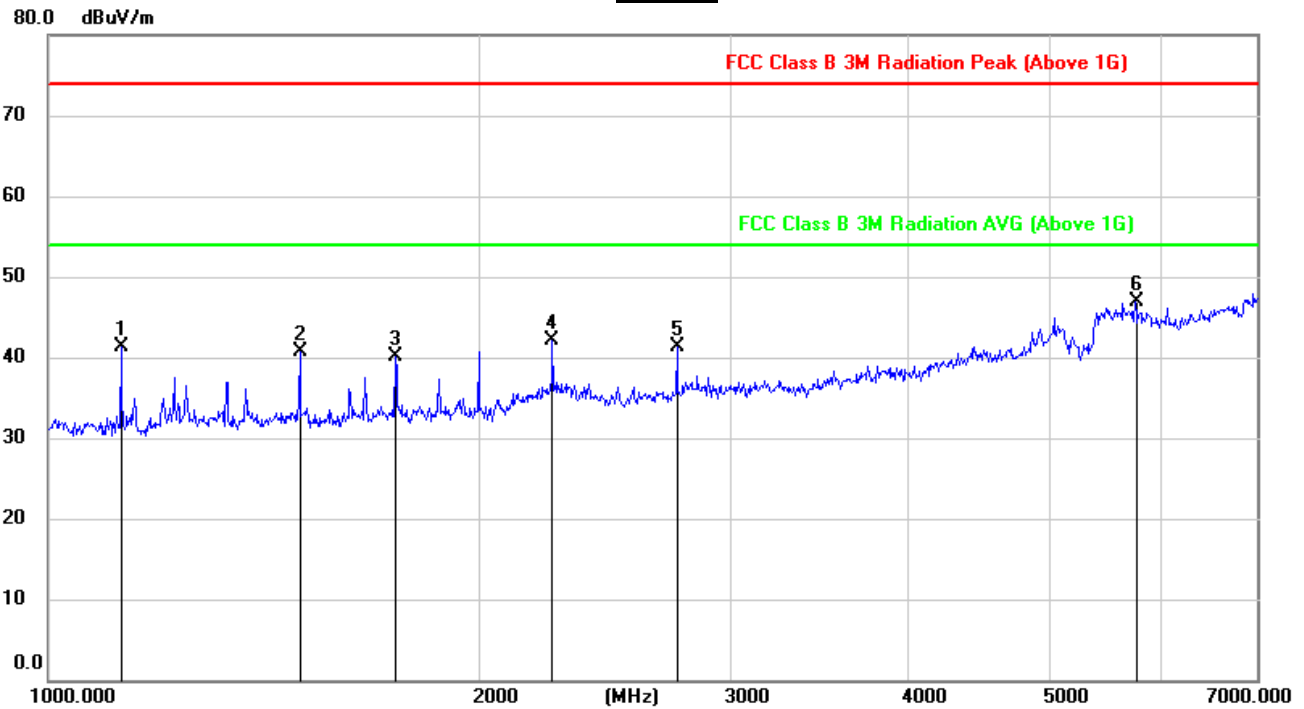


No.	Frequency (MHz)	Reading (dBuV/m)	Correct dB/m	Result (dBuV/m)	Limit (dBuV/m)	Margin (dB)	Remark
1	7331.563	38.80	6.10	44.90	74.00	-29.10	peak
2	9797.610	35.86	10.17	46.03	74.00	-27.97	peak
3	11439.018	34.73	13.84	48.57	74.00	-25.43	peak
4	11913.141	34.63	15.04	49.67	74.00	-24.33	peak
5	13856.520	33.15	18.59	51.74	74.00	-22.26	peak
6	17847.646	28.32	24.26	52.58	74.00	-21.42	peak

- Note: 1. Measurement = Reading Level + Correct Factor.  
 2. If Peak Result complies with AV limit, AV Result is deemed to comply with AV limit.  
 3. Peak: Peak detector.



### VERTICAL RESULTS 1-7GHz

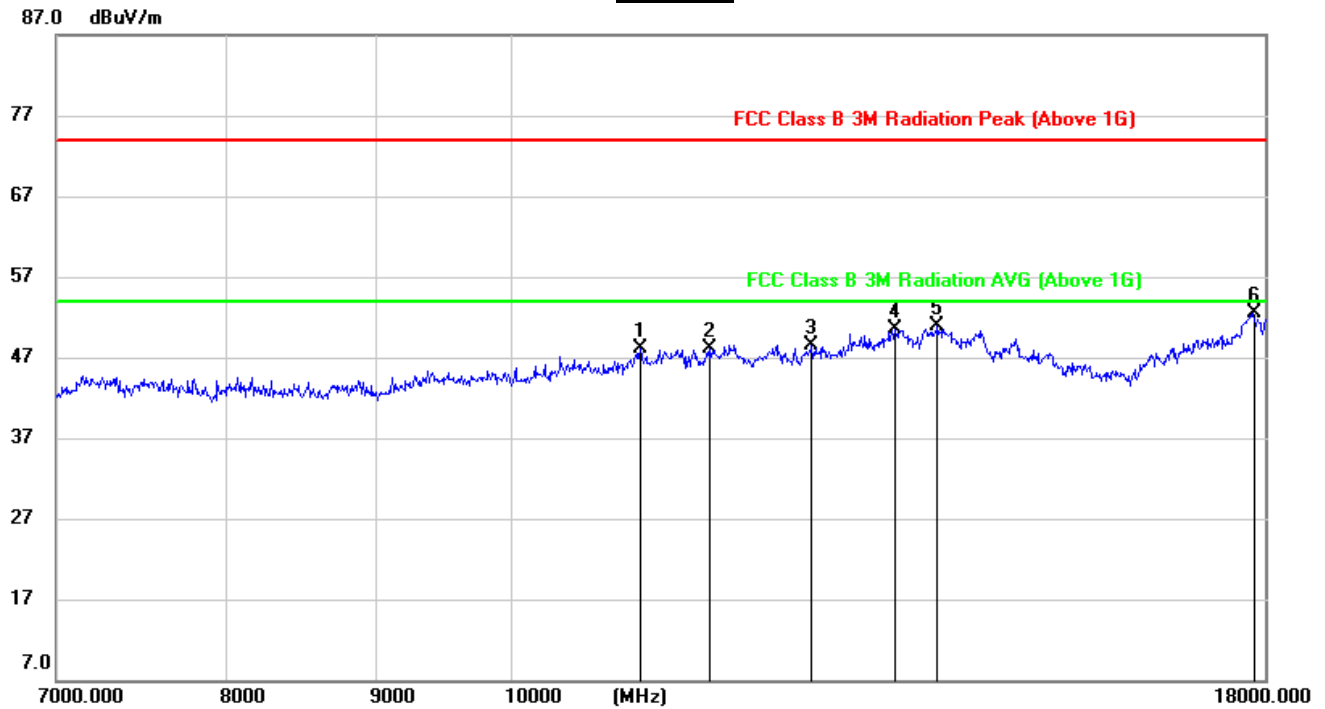


No.	Frequency (MHz)	Reading (dBuV/m)	Correct dB/m	Result (dBuV/m)	Limit (dBuV/m)	Margin (dB)	Remark
1	1123.844	55.40	-14.04	41.36	74.00	-32.64	peak
2	1498.927	53.35	-12.71	40.64	74.00	-33.36	peak
3	1751.412	51.98	-11.89	40.09	74.00	-33.91	peak
4	2251.158	50.42	-8.36	42.06	74.00	-31.94	peak
5	2750.749	49.38	-8.04	41.34	74.00	-32.66	peak
6	5762.199	45.75	1.22	46.97	74.00	-27.03	peak

Note: 1. Measurement = Reading Level + Correct Factor.  
2. If Peak Result complies with AV limit, AV Result is deemed to comply with AV limit.  
3. Peak: Peak detector.



**7-18GHz**



No.	Frequency (MHz)	Reading (dBuV/m)	Correct (dB/m)	Result (dBuV/m)	Limit (dBuV/m)	Margin (dB)	Remark
1	11056.622	35.13	12.91	48.04	74.00	-25.96	peak
2	11668.161	33.48	14.58	48.06	74.00	-25.94	peak
3	12631.563	33.09	15.51	48.60	74.00	-25.40	peak
4	13494.888	31.97	18.51	50.48	74.00	-23.52	peak
5	13935.265	32.19	18.68	50.87	74.00	-23.13	peak
6	17847.646	28.65	23.89	52.54	74.00	-21.46	peak

Note: 1. Measurement = Reading Level + Correct Factor.  
2. If Peak Result complies with AV limit, AV Result is deemed to comply with AV limit.  
3. Peak: Peak detector.

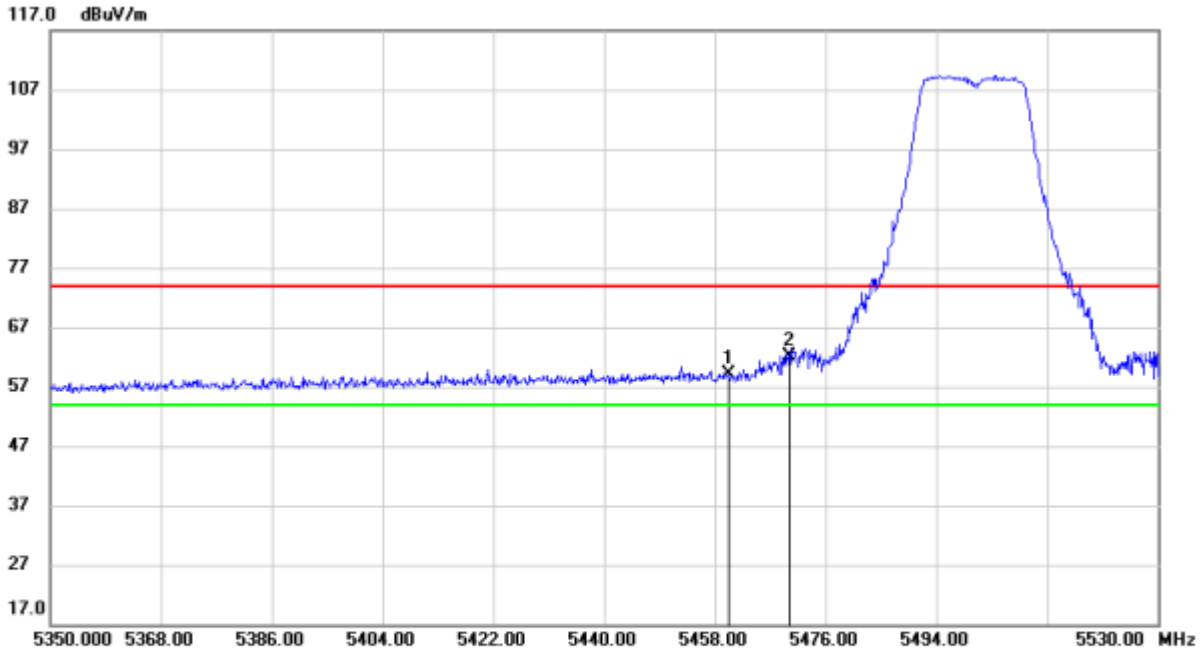


**7.2.2. UNII-2C BAND**

**1TX Mode**

**RESTRICTED BANDEDGE LOW CHANNEL**

**HORIZONTAL RESULTS**  
**PEAK**

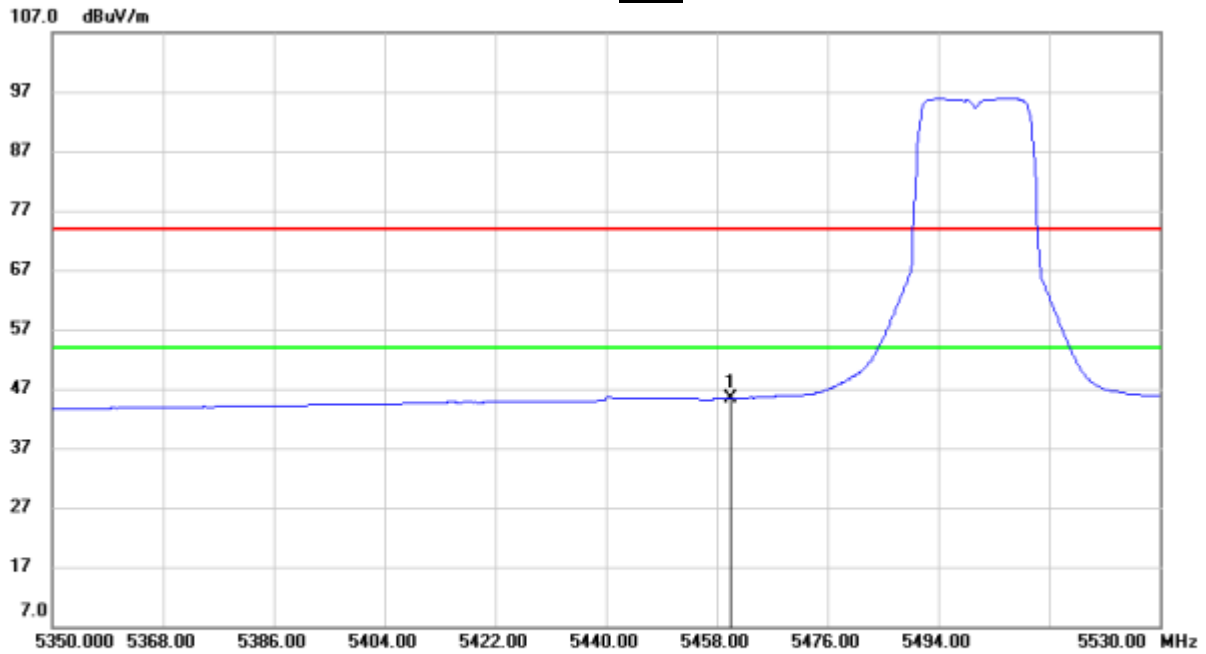


No.	Mk.	Freq. MHz	Reading Level dBuV	Correct Factor dB	Measure- ment dBuV/m	Limit dBuV/m	Margin dB	Detector	Antenna Height cm	Table Degree	Comment
1		5460.000	17.95	41.26	59.21	74.00	-14.79	peak			
2	*	5470.000	20.87	41.33	62.20	74.00	-11.80	peak			

- Note: 1. Measurement = Reading Level + Correct Factor.  
 2. If Peak Result complies with AV limit, AV Result is deemed to comply with AV limit.  
 3. Peak: Peak detector.



**AVG**

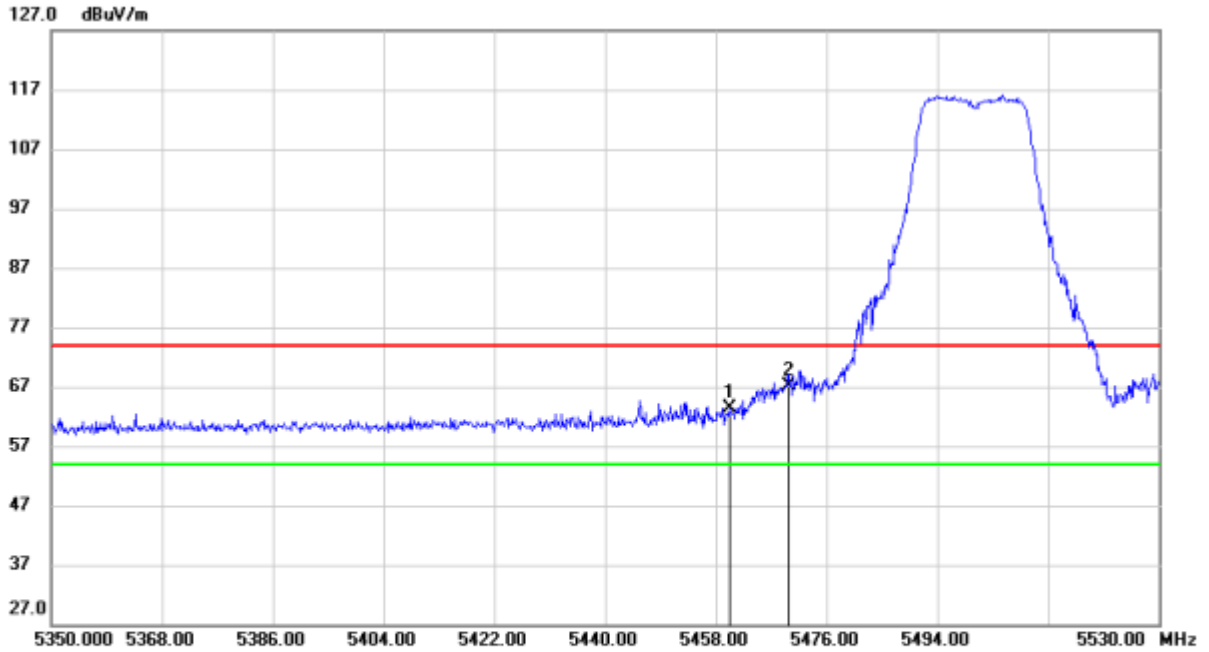


No.	Mk.	Freq.	Reading Level	Correct Factor	Measurement	Limit	Margin	Antenna Height	Table Degree	
		MHz	dBuV	dB	dBuV/m	dBuV/m	dB	cm	degree	Comment
1	*	5460.000	4.13	41.26	45.39	54.00	-8.61			AVG

- Note: 1. Measurement = Reading Level + Correct Factor  
 2. AVG: VBW=1/T, (For the value of 1/T, please refer to the table on page 18).  
 3. For duty cycle, please refer to clause 6.1.



**VERTICAL RESULTS**  
**PEAK**

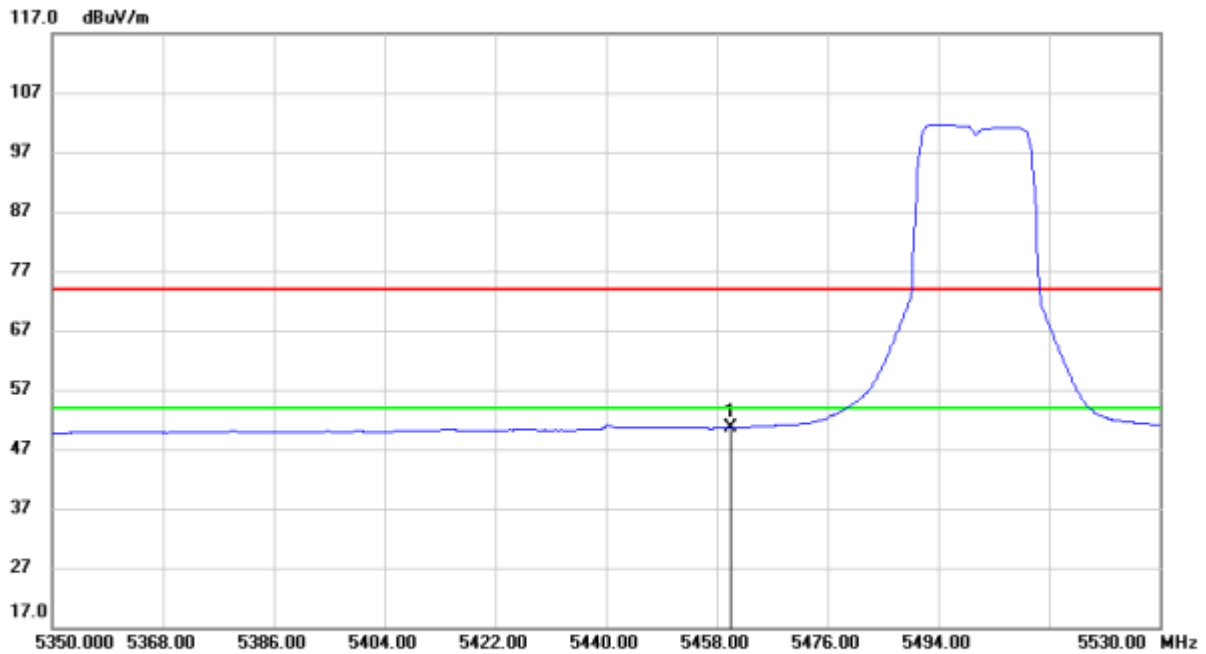


No.	Mk.	Freq. MHz	Reading Level dBuV	Correct Factor dB	Measure- ment dBuV/m	Limit dBuV/m	Margin dB	Detector	Antenna Height cm	Table Degree degree	Comment
1		5460.000	22.00	41.26	63.26	74.00	-10.74	peak			
2	*	5470.000	25.74	41.33	67.07	74.00	-6.93	peak			

Note: 1. Measurement = Reading Level + Correct Factor.  
2. If Peak Result complies with AV limit, AV Result is deemed to comply with AV limit.  
3. Peak: Peak detector.



**AVG**



No.	Mk.	Freq.	Reading Level	Correct Factor	Measurement	Limit	Margin	Antenna Height	Table Degree	
		MHz	dBuV	dB	dBuV/m	dBuV/m	dB	cm	degree	Comment
1	*	5460.000	9.37	41.26	50.63	54.00	-3.37	AVG		

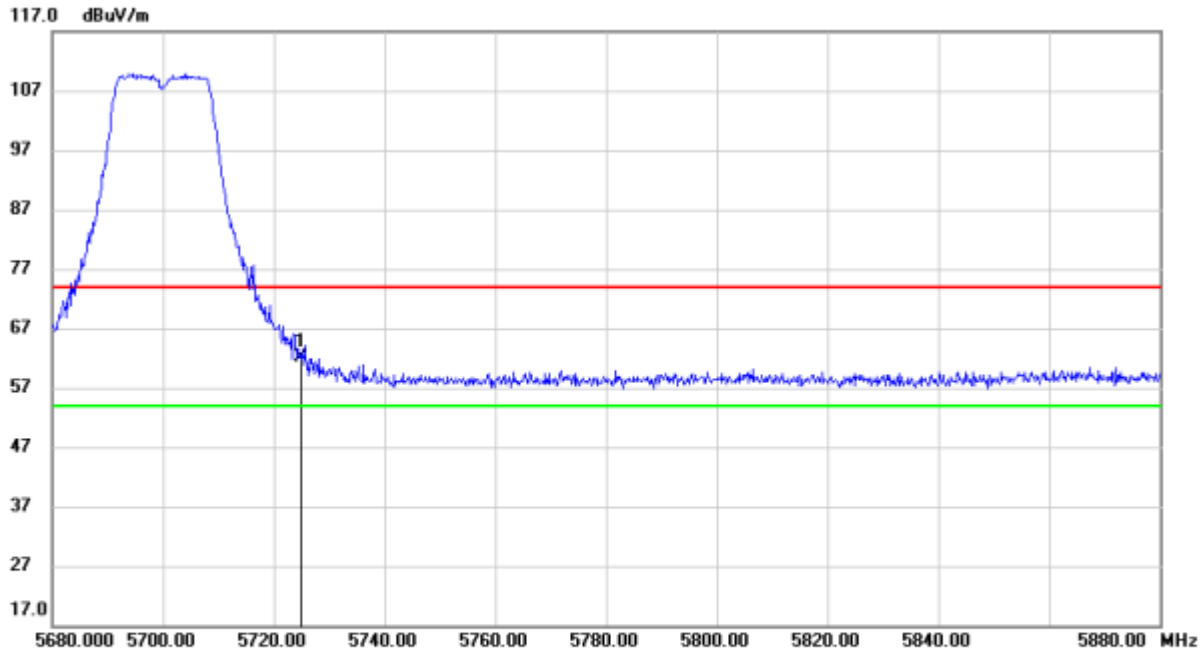
- Note: 1. Measurement = Reading Level + Correct Factor  
 2. AVG: VBW=1/T, (For the value of 1/T, please refer to the table on page 18).  
 3. For duty cycle, please refer to clause 6.1.





**BANDEDGE HIGH CHANNEL**

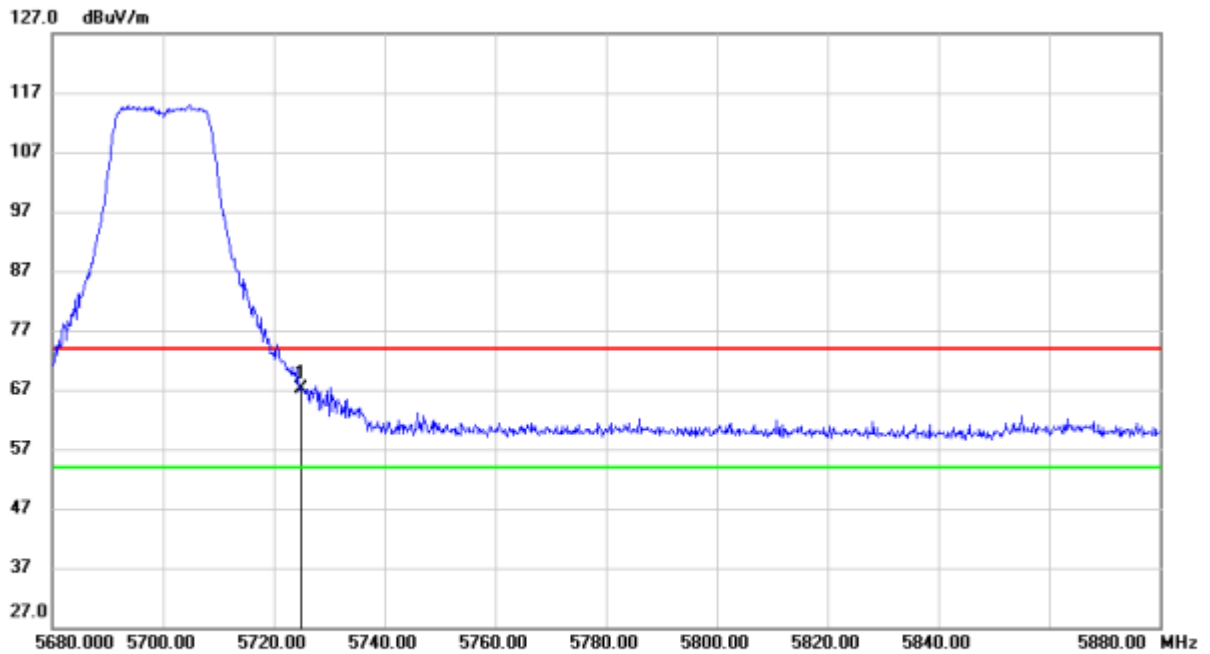
**HORIZONTAL RESULTS**  
**PEAK**



No.	Mk.	Freq. MHz	Reading Level dBuV	Correct Factor dB	Measure- ment dBuV/m	Limit dBuV/m	Margin dB	Detector	Antenna Height cm	Table Degree	Comment
1	*	5725.000	20.70	41.39	62.09	74.00	-11.91	peak			



**VERTICAL RESULTS**  
**PEAK**



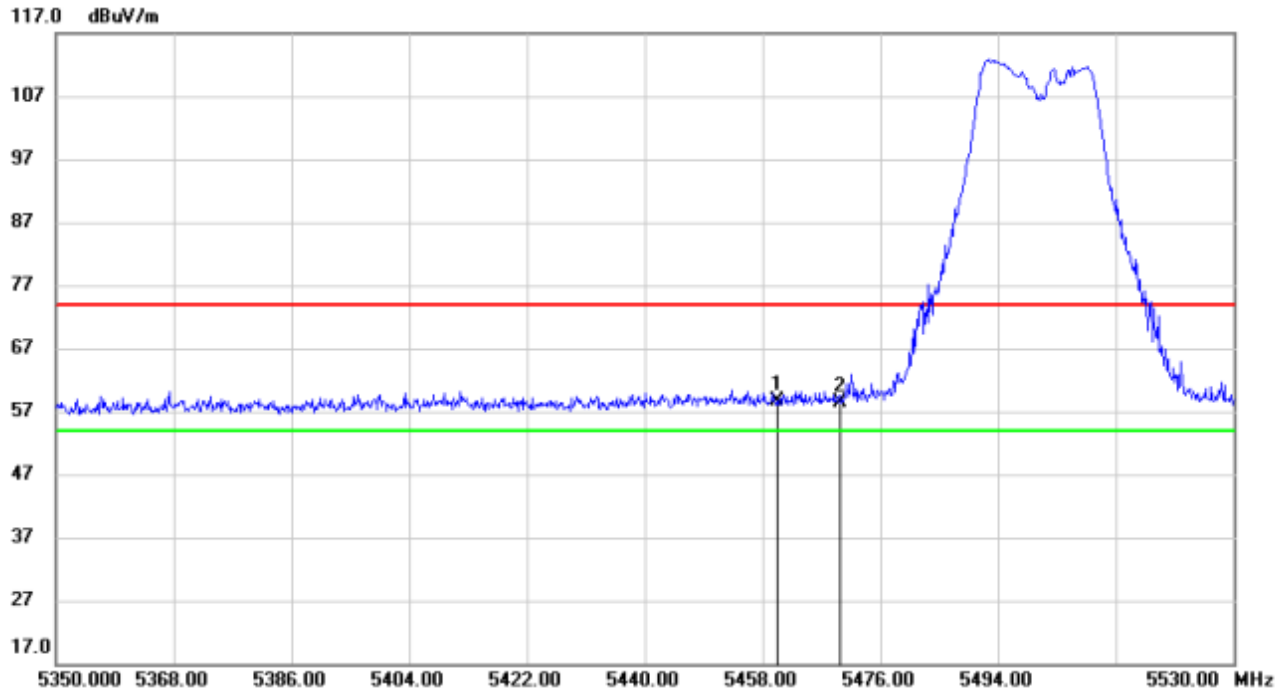
No.	Mk.	Freq.	Reading Level	Correct Factor	Measurement	Limit	Margin	Antenna Height	Table Degree	
		MHz	dBuV	dB	dBuV/m	dBuV/m	dB	cm	degree	Comment
1	*	5725.000	25.66	41.49	67.15	74.00	-6.85			peak



**2TX Mode**

**RESTRICTED BANDEDGE LOW CHANNEL**

**HORIZONTAL RESULTS**  
**PEAK**

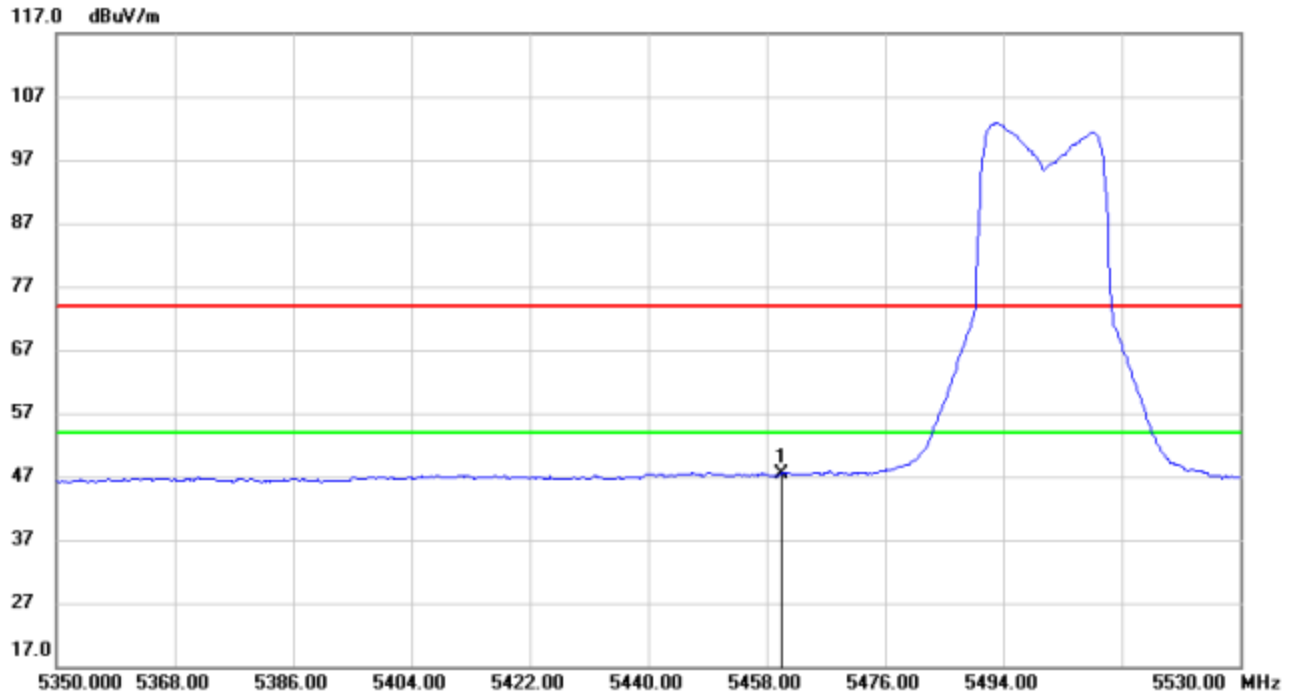


No.	Mk.	Freq.	Reading Level	Correct Factor	Measurement	Limit	Margin	Antenna Height	Table Degree	Comment
		MHz	dBuV	dB	dBuV/m	dBuV/m	dB	cm	degree	
1	*	5460.000	17.46	41.26	58.72	74.00	-15.28			peak
2		5470.000	16.96	41.33	58.29	74.00	-15.71			peak

Note: 1. Measurement = Reading Level + Correct Factor.  
 2. If Peak Result complies with AV limit, AV Result is deemed to comply with AV limit.  
 3. Peak: Peak detector.



**AVG**

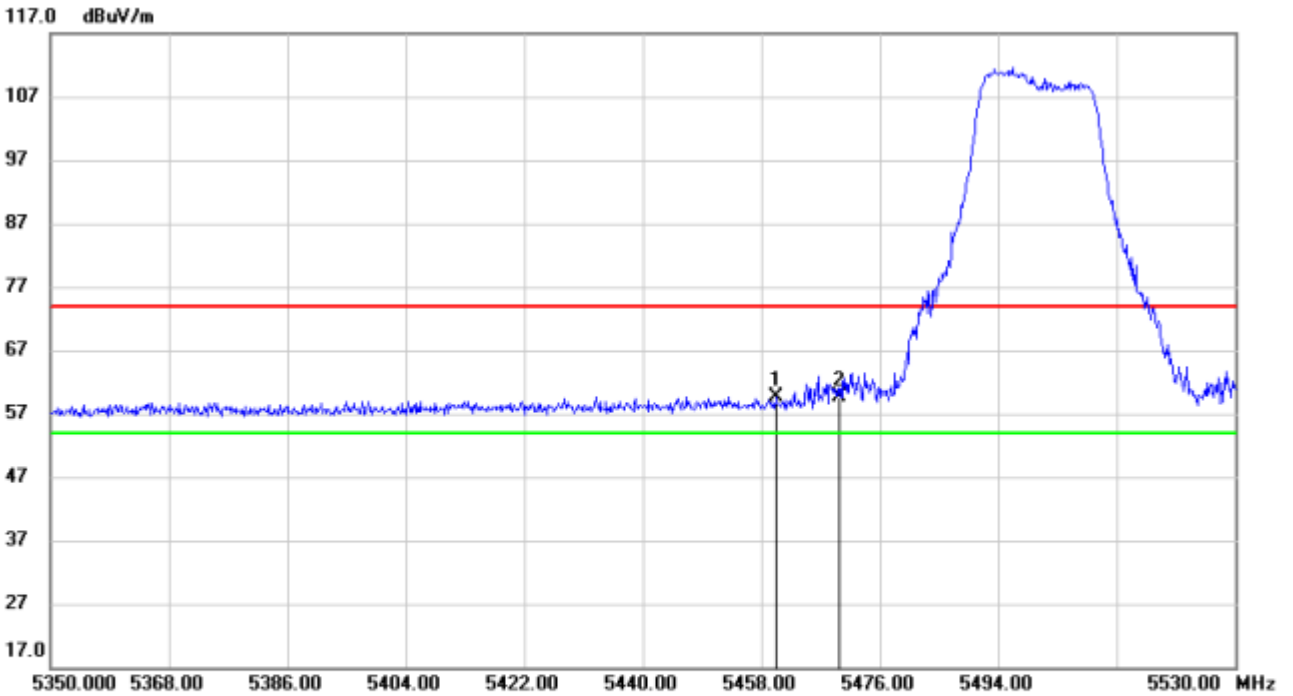


No.	Mk.	Freq.	Reading Level	Correct Factor	Measurement	Limit	Margin	Antenna Height	Table Degree	
		MHz	dBuV	dB	dBuV/m	dBuV/m	dB	cm	degree	Comment
1	*	5460.000	6.15	41.26	47.41	54.00	-6.59			AVG

- Note: 1. Measurement = Reading Level + Correct Factor  
 2. AVG: VBW=1/T, (For the value of 1/T, please refer to the table on page 18).  
 3. For duty cycle, please refer to clause 6.1.



**VERTICAL RESULTS**  
**PEAK**

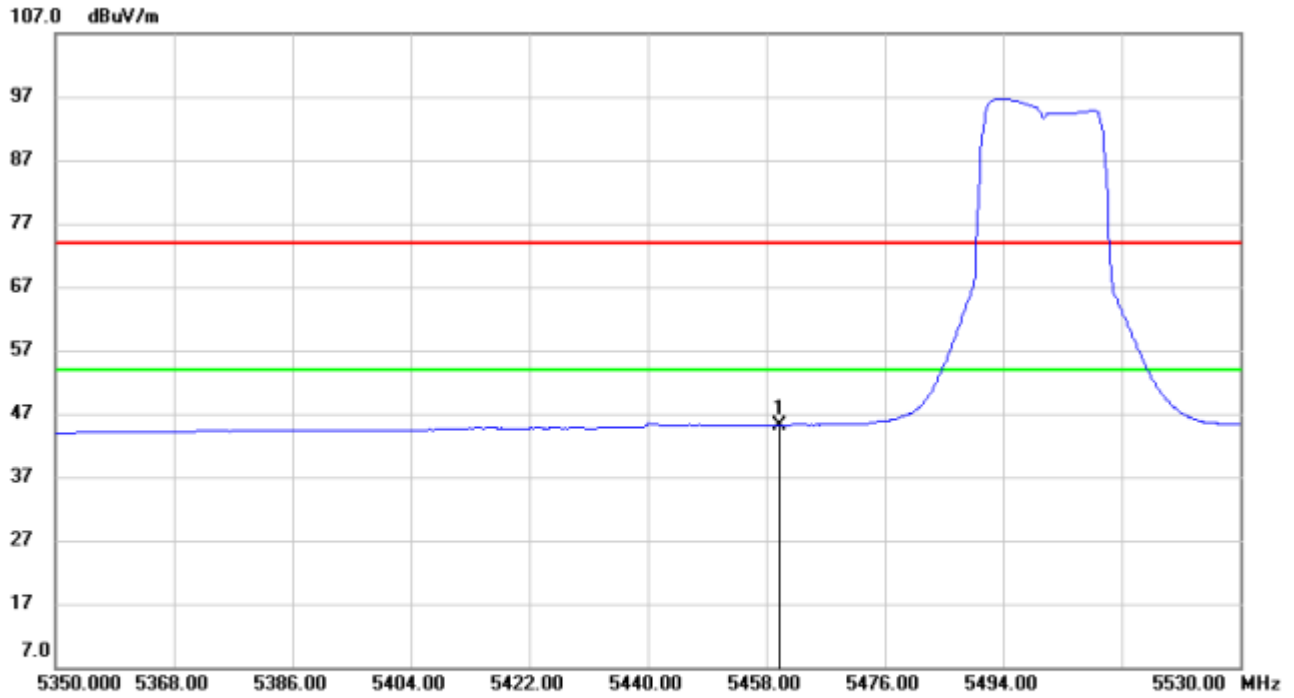


No.	Mk.	Freq. MHz	Reading Level dBuV	Correct Factor dB	Measure- ment dBuV/m	Limit dBuV/m	Margin dB	Antenna Height cm	Table Degree degree	Detector	Comment
1	*	5460.000	18.28	41.26	59.54	74.00	-14.46			peak	
2		5470.000	18.18	41.33	59.51	74.00	-14.49			peak	

- Note: 1. Measurement = Reading Level + Correct Factor.  
2. If Peak Result complies with AV limit, AV Result is deemed to comply with AV limit.  
3. Peak: Peak detector.



**AVG**



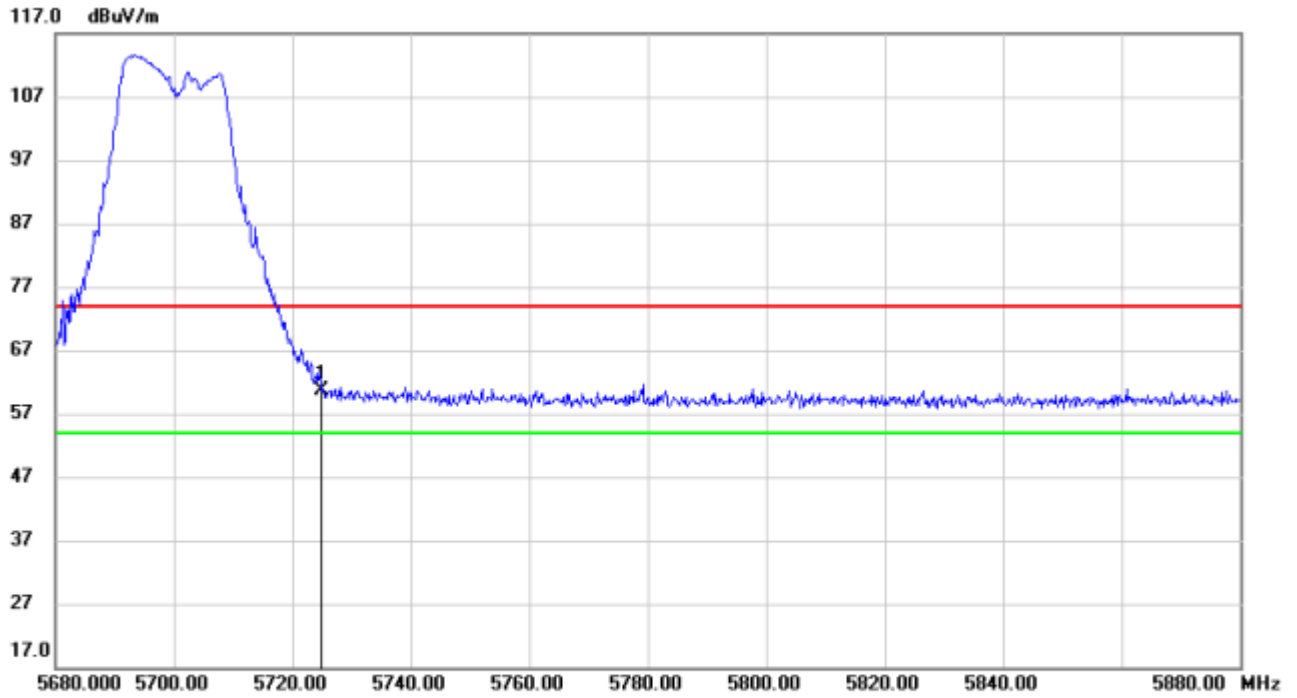
No.	Mk.	Freq.	Reading Level	Correct Factor	Measurement	Limit	Margin	Antenna Height	Table Degree	Comment
		MHz	dBuV	dB	dBuV/m	dBuV/m	dB	cm	degree	
1	*	5460.000	3.91	41.26	45.17	54.00	-8.83			AVG

- Note: 1. Measurement = Reading Level + Correct Factor  
 2. AVG: VBW=1/T, (For the value of 1/T, please refer to the table on page 18).  
 3. For duty cycle, please refer to clause 6.1.



**BANDEDGE HIGH CHANNEL**

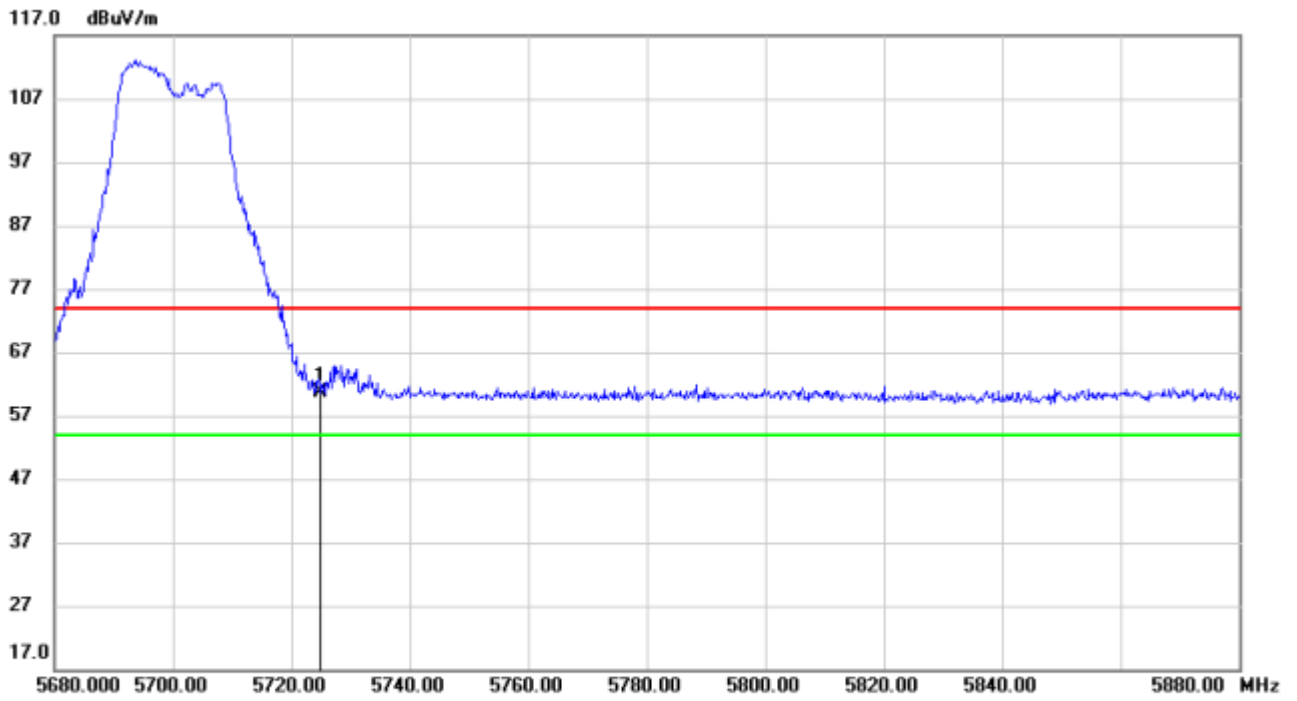
**HORIZONTAL RESULTS**  
**PEAK**



No.	Mk.	Freq.	Reading Level	Correct Factor	Measurement	Limit	Margin	Antenna Height	Table Degree	
		MHz	dBuV	dB	dBuV/m	dBuV/m	dB	cm	degree	Comment
1	*	5725.000	19.36	41.39	60.75	74.00	-13.25			peak



**VERTICAL RESULTS**  
**PEAK**



No.	Mk.	Freq.	Reading Level	Correct Factor	Measurement	Limit	Margin	Antenna Height	Table Degree	
		MHz	dBuV	dB	dBuV/m	dBuV/m	dB	cm	degree	Comment
1	*	5725.000	19.19	41.49	60.68	74.00	-13.32			peak

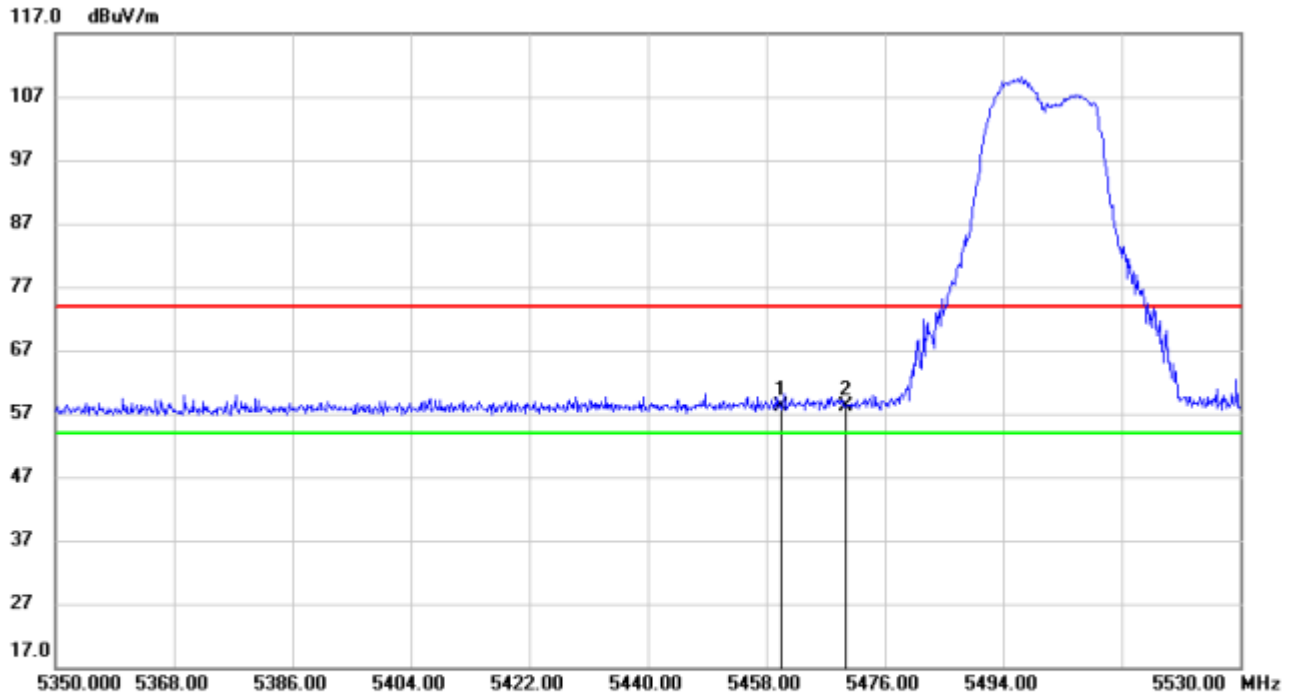




**3TX Mode**

**RESTRICTED BANDEDGE LOW CHANNEL**

**HORIZONTAL RESULTS**  
**PEAK**

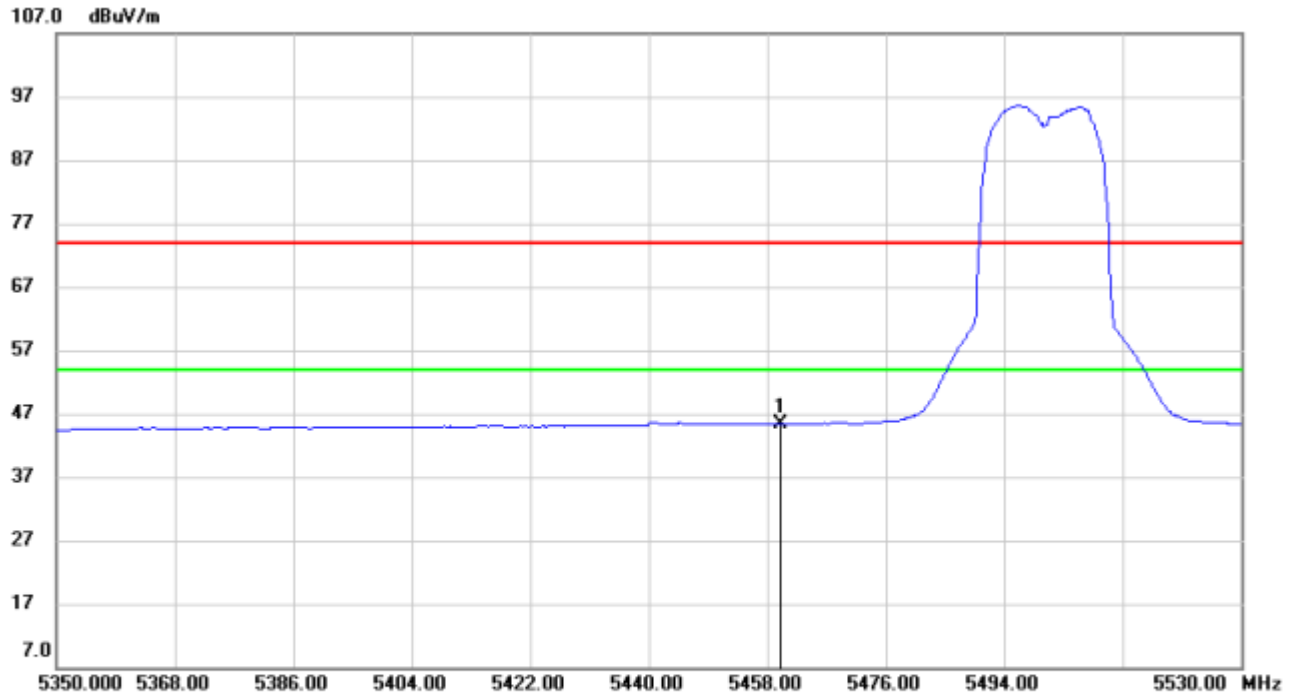


No.	Mk.	Freq. MHz	Reading Level dBuV	Correct Factor dB	Measure- ment dBuV/m	Limit dBuV/m	Margin dB	Antenna Height cm	Table Degree	Comment
1		5460.000	16.85	41.26	58.11	74.00	-15.89			peak
2	*	5470.000	16.92	41.33	58.25	74.00	-15.75			peak

Note: 1. Measurement = Reading Level + Correct Factor.  
2. If Peak Result complies with AV limit, AV Result is deemed to comply with AV limit.  
3. Peak: Peak detector.



**AVG**

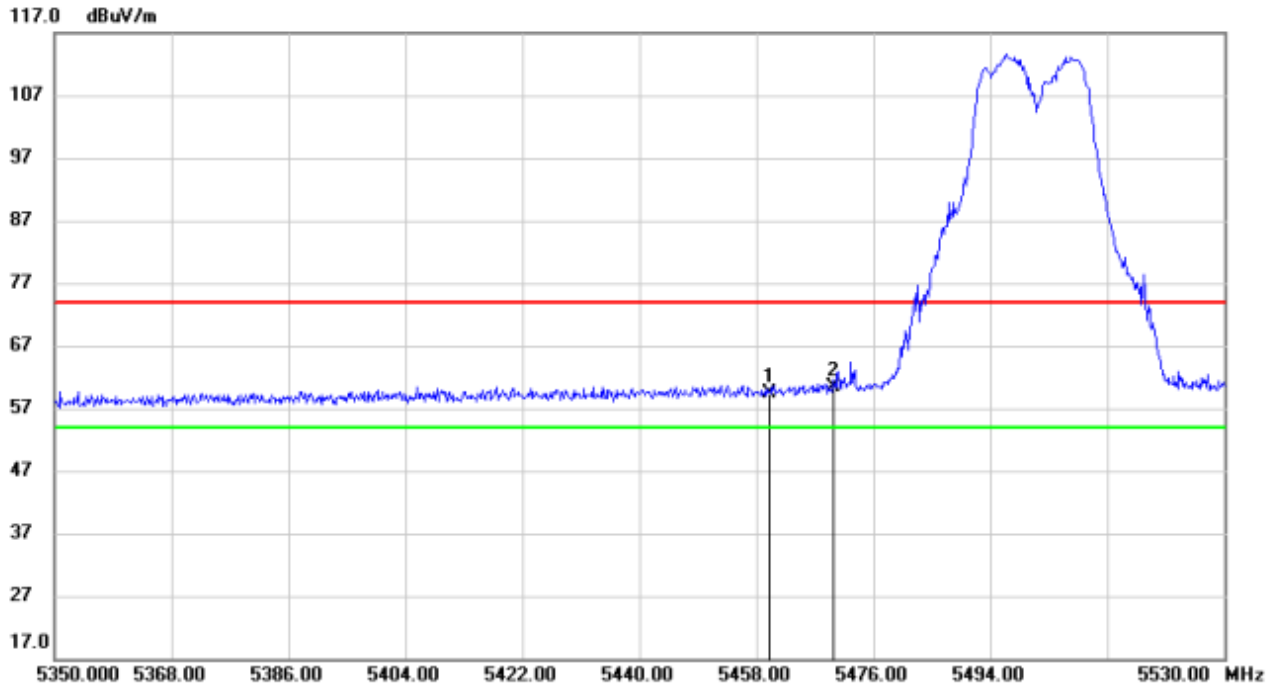


No.	Mk.	Freq.	Reading Level	Correct Factor	Measurement	Limit	Margin	Antenna Height	Table Degree
		MHz	dBuV	dB	dBuV/m	dBuV/m	dB	cm	degree
1	*	5460.000	4.18	41.26	45.44	54.00	-8.56	AVG	

- Note: 1. Measurement = Reading Level + Correct Factor  
 2. AVG: VBW=1/T, (For the value of 1/T, please refer to the table on page 18).  
 3. For duty cycle, please refer to clause 6.1.



**VERTICAL RESULTS**  
**PEAK**

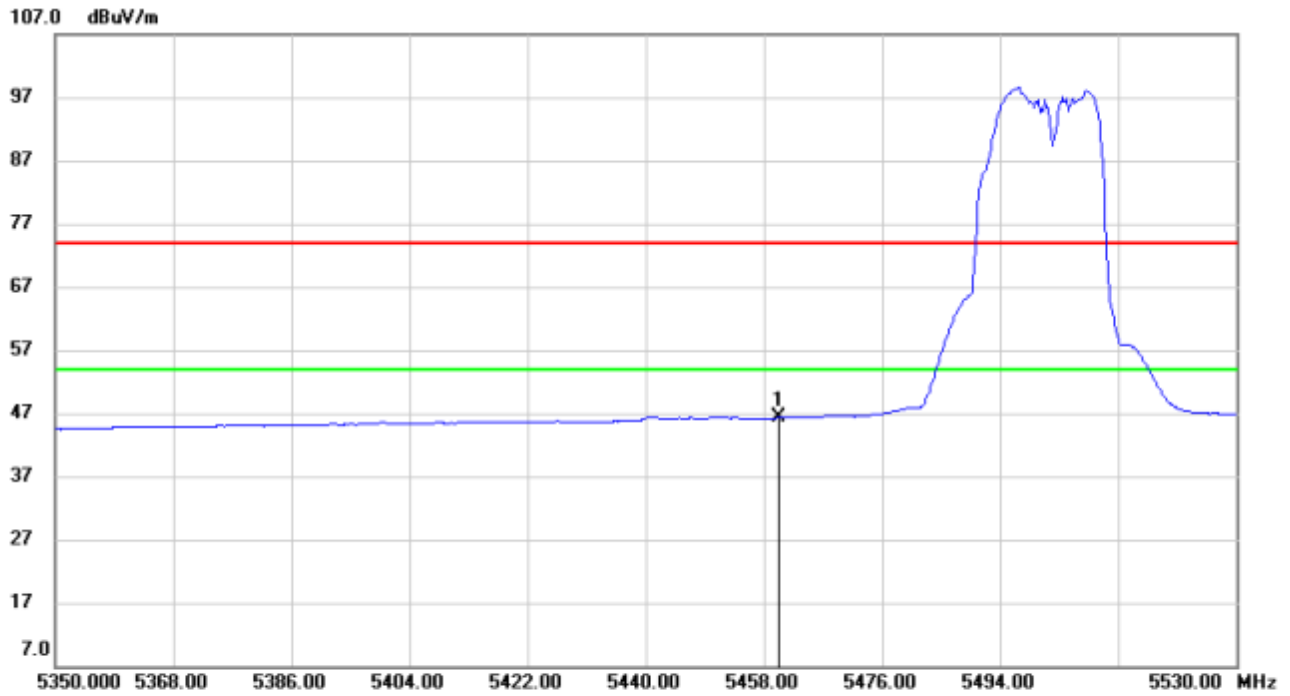


No.	Mk.	Freq.	Reading Level	Correct Factor	Measurement	Limit	Margin	Antenna Height	Table Degree	
		MHz	dBuV	dB	dBuV/m	dBuV/m	dB	cm	degree	Comment
1		5460.000	18.17	41.26	59.43	74.00	-14.57			peak
2	*	5470.000	19.11	41.33	60.44	74.00	-13.56			peak

- Note: 1. Measurement = Reading Level + Correct Factor.  
 2. If Peak Result complies with AV limit, AV Result is deemed to comply with AV limit.  
 3. Peak: Peak detector.



**AVG**



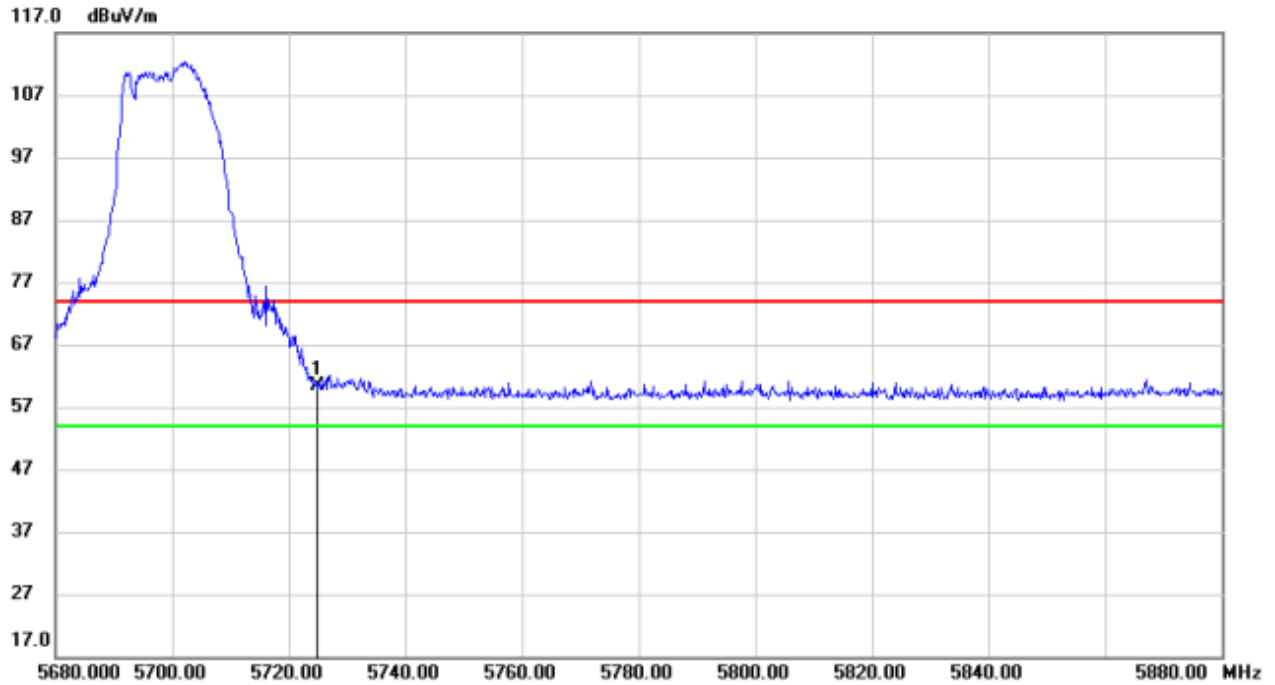
No.	Mk.	Freq.	Reading Level	Correct Factor	Measurement	Limit	Margin	Antenna Height	Table Degree	
		MHz	dBuV	dB	dBuV/m	dBuV/m	dB	cm	degree	Comment
1	*	5460.000	5.03	41.26	46.29	54.00	-7.71			AVG

- Note: 1. Measurement = Reading Level + Correct Factor  
 2. AVG: VBW=1/T, (For the value of 1/T, please refer to the table on page 18).  
 3. For duty cycle, please refer to clause 6.1.



**BANEDGE HIGH CHANNEL**

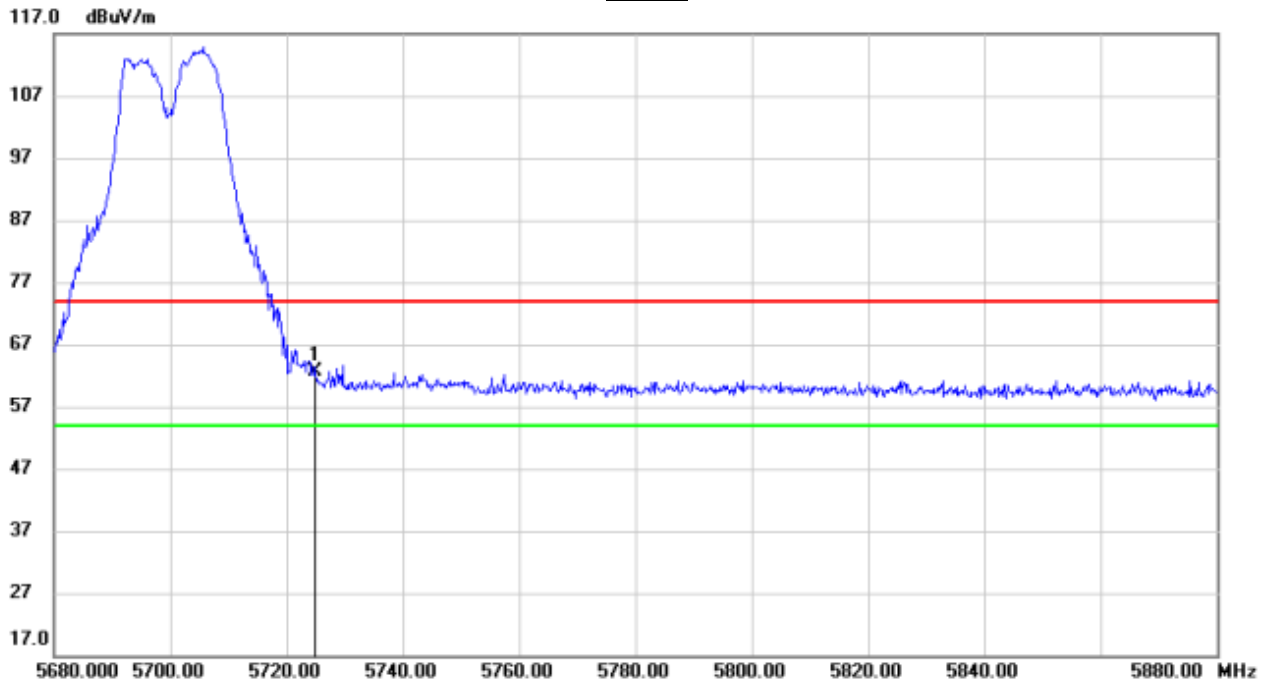
**HORIZONTAL RESULTS**  
**PEAK**



No.	Mk.	Freq.	Reading Level	Correct Factor	Measurement	Limit	Margin	Antenna Height	Table Degree	
		MHz	dBuV	dB	dBuV/m	dBuV/m	dB	cm	degree	Comment
1	*	5725.000	18.95	41.39	60.34	74.00	-13.66			peak



**VERTICAL RESULTS**  
**PEAK**



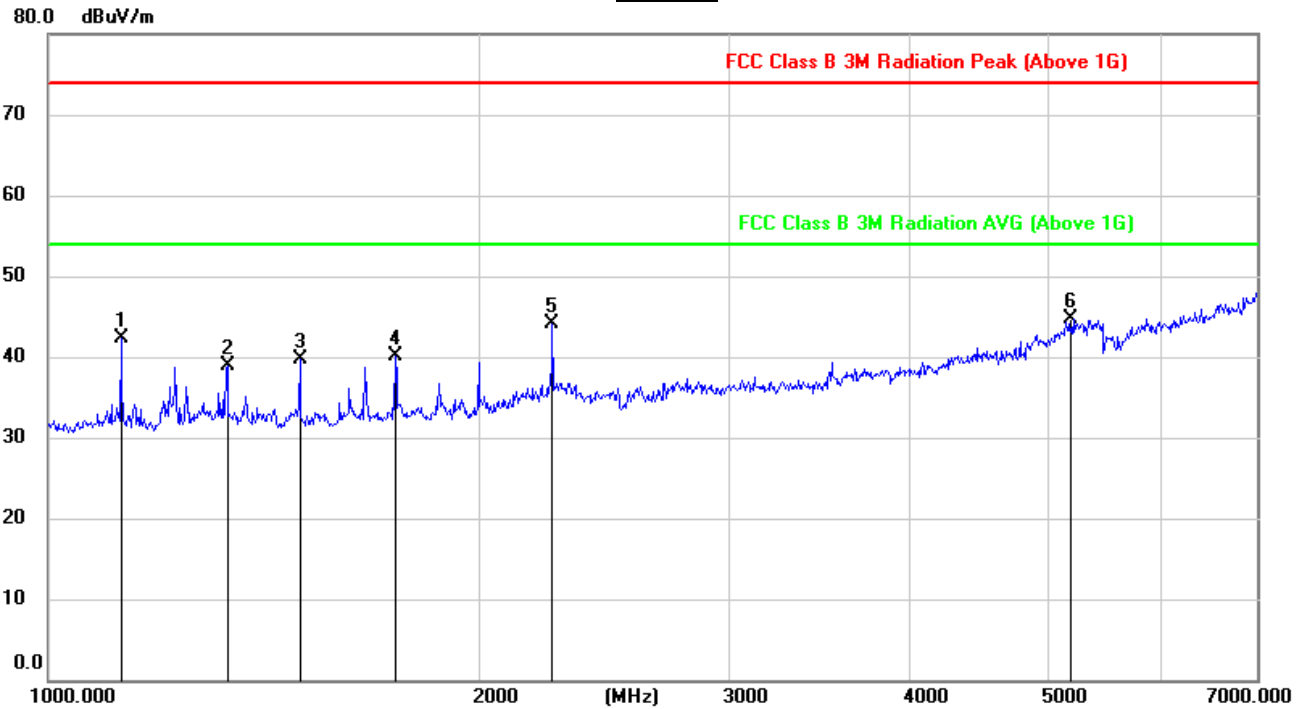
No.	Mk.	Freq.	Reading Level	Correct Factor	Measurement	Limit	Margin	Antenna Height	Table Degree	
		MHz	dBuV	dB	dBuV/m	dBuV/m	dB	cm	degree	Comment
1	*	5725.000	21.04	41.49	62.53	74.00	-11.47			peak



**3TX (WORST-CASE CONFIGURATION)**

**HARMONICS AND SPURIOUS EMISSIONS LOW CHANNEL**

**HORIZONTAL RESULTS**  
**1-7GHz**

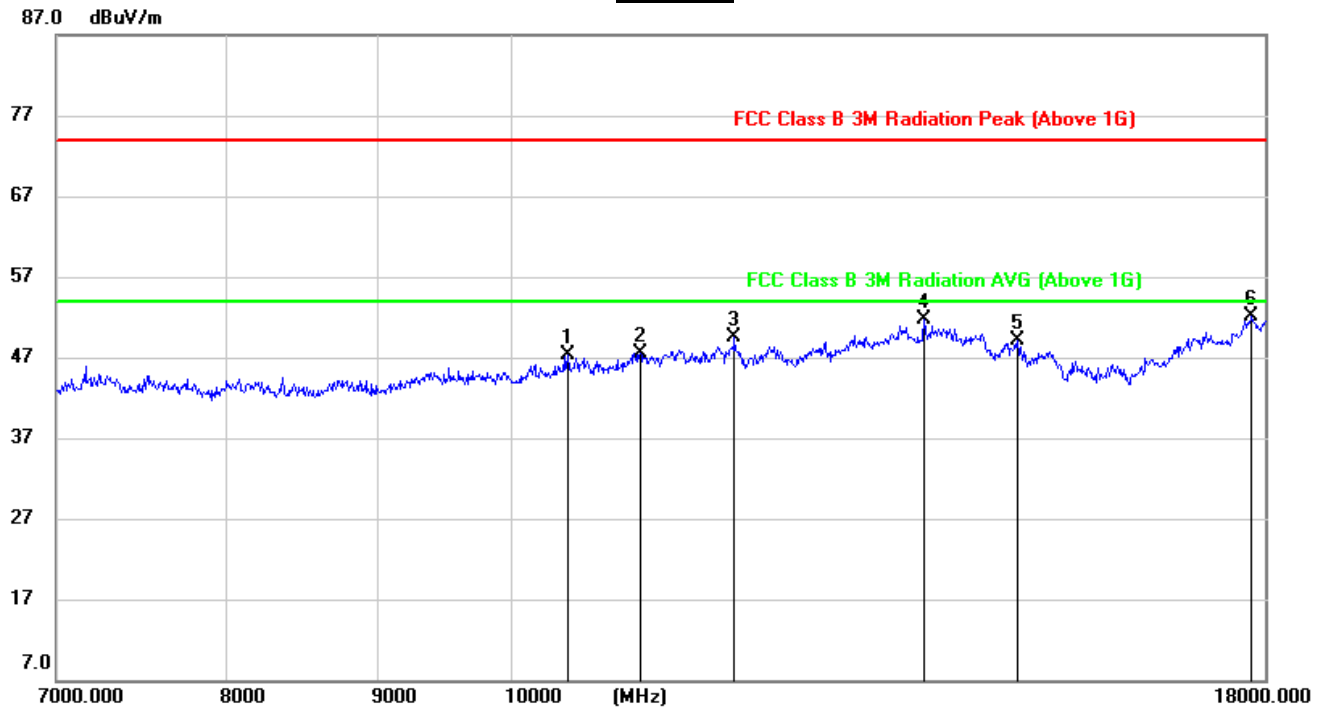


No.	Frequency (MHz)	Reading (dBuV/m)	Correct (dB/m)	Result (dBuV/m)	Limit (dBuV/m)	Margin (dB)	Remark
1	1123.844	56.18	-13.79	42.39	74.00	-31.61	peak
2	1333.750	51.60	-12.72	38.88	74.00	-35.12	peak
3	1498.927	52.24	-12.61	39.63	74.00	-34.37	peak
4	1751.412	52.02	-11.89	40.13	74.00	-33.87	peak
5	2251.158	52.51	-8.36	44.15	74.00	-29.85	peak
6	5207.666	44.86	-0.19	44.67	74.00	-29.33	peak

Note: 1. Measurement = Reading Level + Correct Factor.  
2. If Peak Result complies with AV limit, AV Result is deemed to comply with AV limit.  
3. Peak: Peak detector.



**HORIZONTAL RESULTS**  
**7-18GHz**



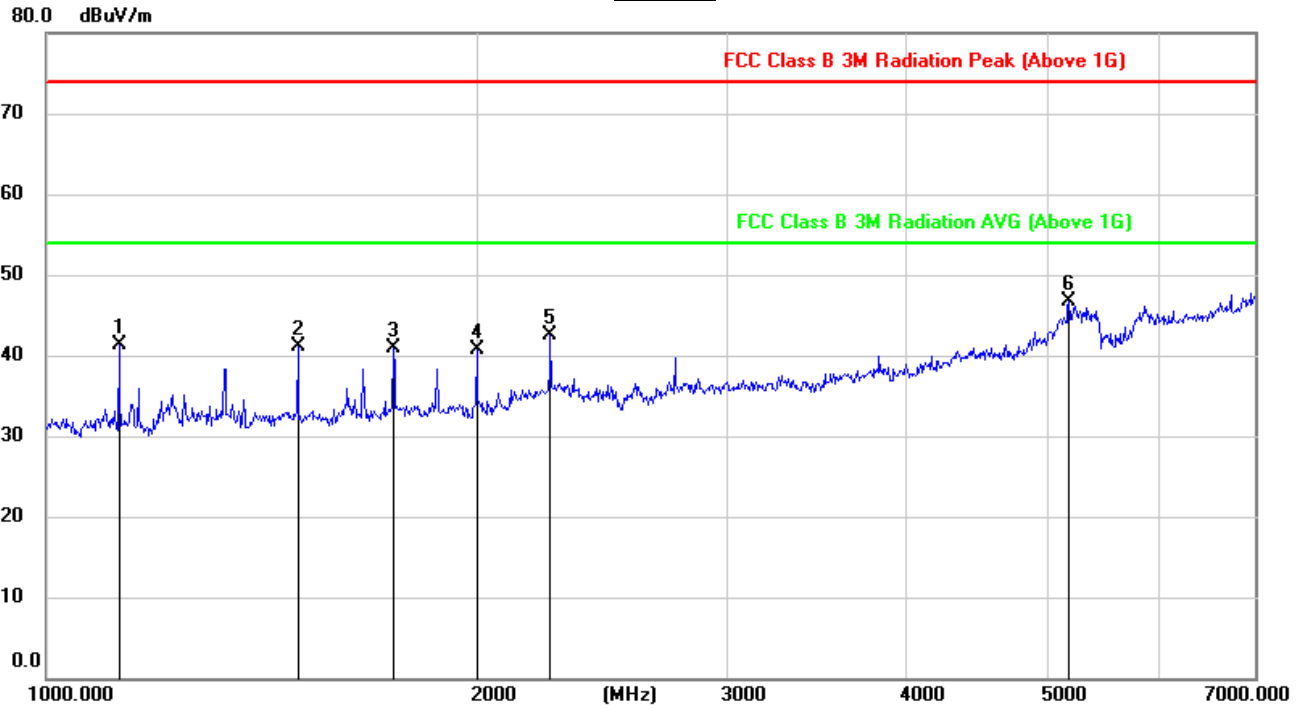
No.	Frequency (MHz)	Reading (dBuV/m)	Correct dB/m	Result (dBuV/m)	Limit (dBuV/m)	Margin (dB)	Remark
1	10447.491	35.73	11.64	47.37	74.00	-26.63	peak
2	11056.622	34.85	12.74	47.59	74.00	-26.41	peak
3	11890.659	34.49	15.06	49.55	74.00	-24.45	peak
4	13791.240	33.09	18.57	51.66	74.00	-22.34	peak
5	14831.557	33.13	15.90	49.03	74.00	-24.97	peak
6	17813.965	27.78	24.25	52.03	74.00	-21.97	peak

Note: 1. Measurement = Reading Level + Correct Factor.  
 2. If Peak Result complies with AV limit, AV Result is deemed to comply with AV limit.  
 3. Peak: Peak detector.





**VERTICAL RESULTS**  
**1-7GHz**

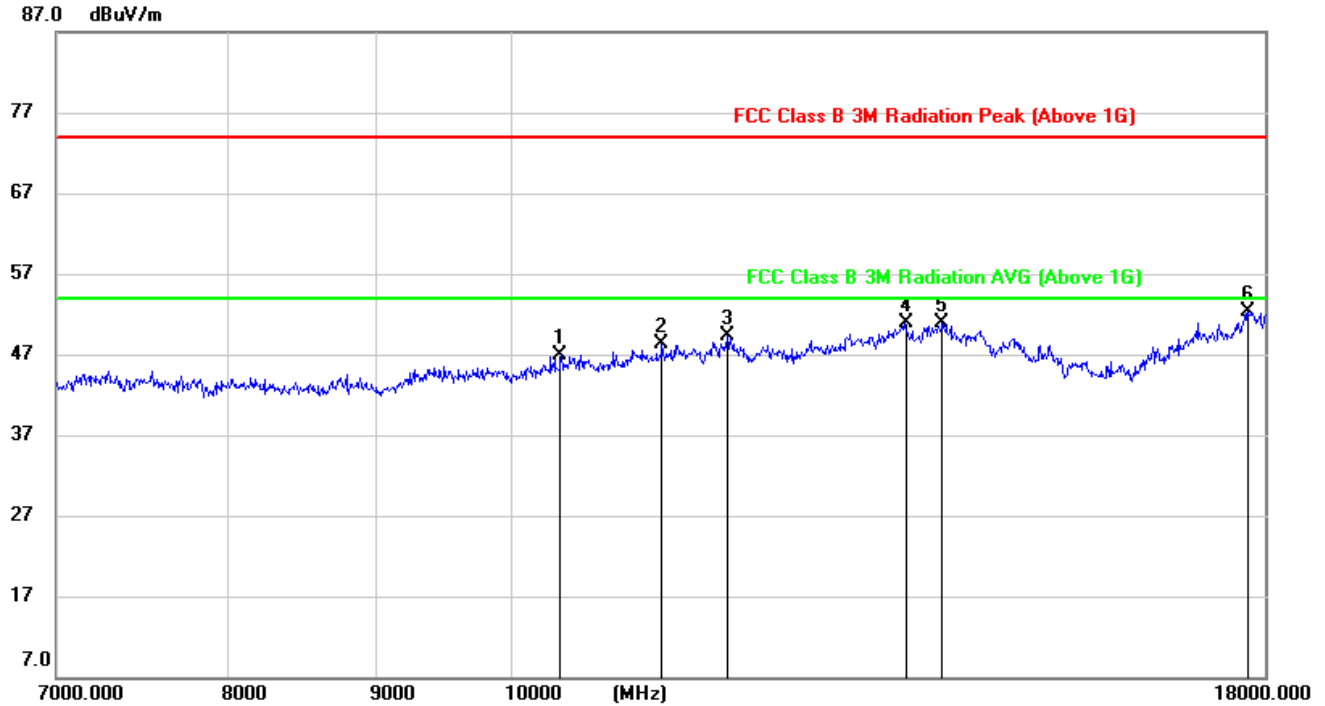


No.	Frequency (MHz)	Reading (dBuV/m)	Correct dB/m	Result (dBuV/m)	Limit (dBuV/m)	Margin (dB)	Remark
1	1123.844	55.30	-14.04	41.26	74.00	-32.74	peak
2	1498.927	53.77	-12.71	41.06	74.00	-32.94	peak
3	1751.412	52.88	-11.89	40.99	74.00	-33.01	peak
4	1999.194	51.87	-11.21	40.66	74.00	-33.34	peak
5	2251.158	50.81	-8.36	42.45	74.00	-31.55	peak
6	5197.542	46.76	0.01	46.77	74.00	-27.23	peak

- Note: 1. Measurement = Reading Level + Correct Factor.  
 2. If Peak Result complies with AV limit, AV Result is deemed to comply with AV limit.  
 3. Peak: Peak detector.



**7-18GHz**



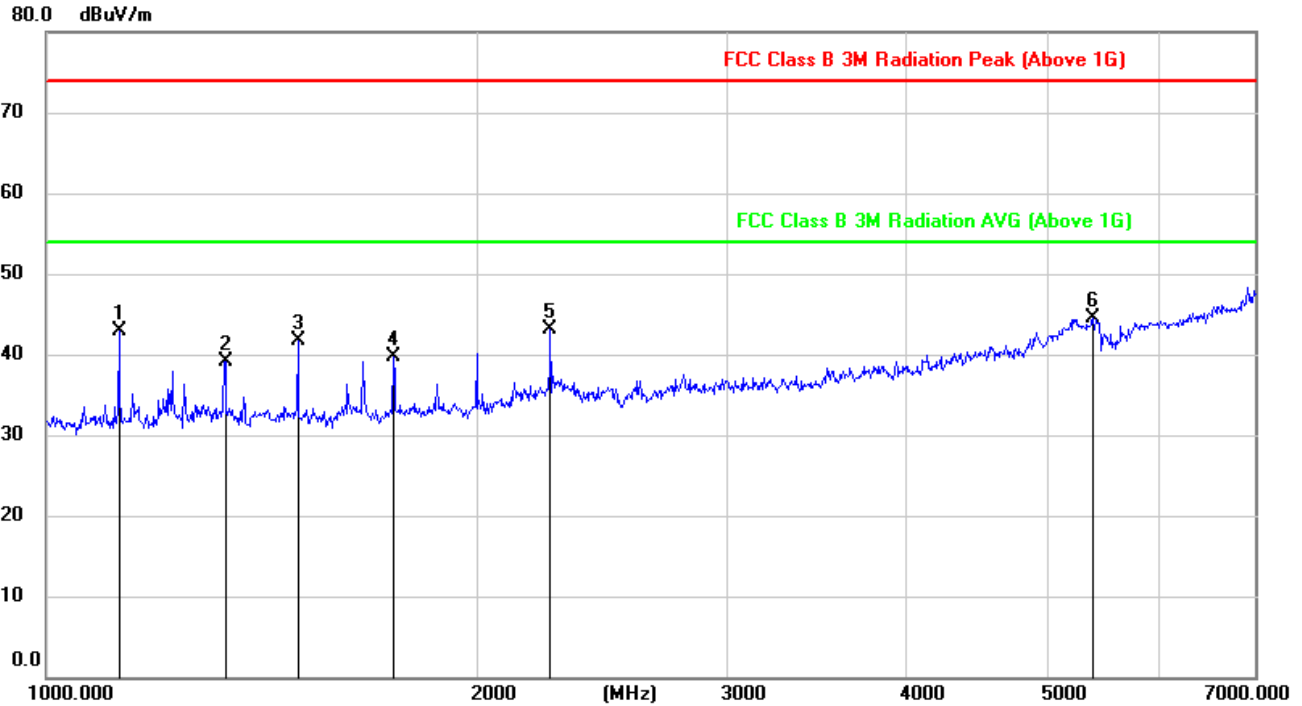
No.	Frequency (MHz)	Reading (dBuV/m)	Correct (dB/m)	Result (dBuV/m)	Limit (dBuV/m)	Margin (dB)	Remark
1	10388.455	35.48	11.43	46.91	74.00	-27.09	peak
2	11235.579	34.83	13.52	48.35	74.00	-25.65	peak
3	11834.640	34.65	14.69	49.34	74.00	-24.66	peak
4	13597.238	32.59	18.37	50.96	74.00	-23.04	peak
5	13988.010	32.39	18.59	50.98	74.00	-23.02	peak
6	17780.347	27.90	24.38	52.28	74.00	-21.72	peak

Note: 1. Measurement = Reading Level + Correct Factor.  
 2. If Peak Result complies with AV limit, AV Result is deemed to comply with AV limit.  
 3. Peak: Peak detector.



**HARMONICS AND SPURIOUS EMISSIONS MID CHANNEL**

**HORIZONTAL RESULTS**  
**1-7GHz**

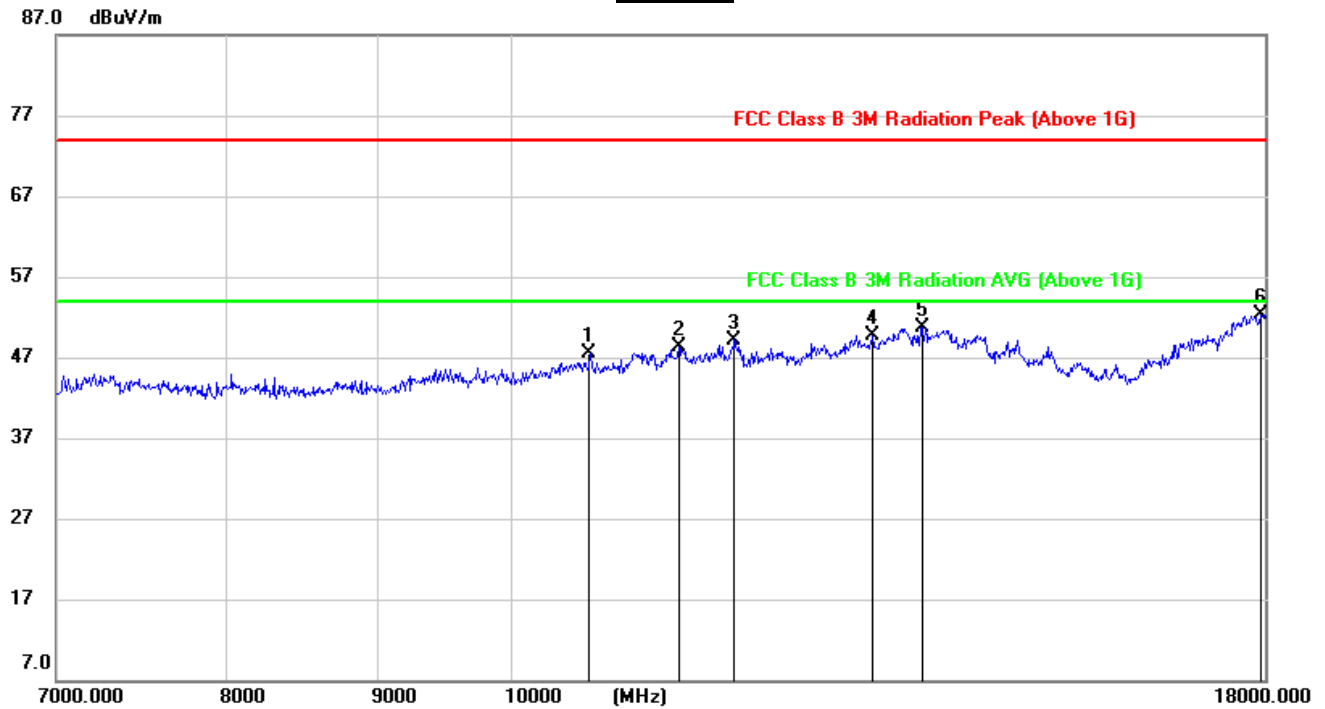


No.	Frequency (MHz)	Reading (dBuV/m)	Correct dB/m	Result (dBuV/m)	Limit (dBuV/m)	Margin (dB)	Remark
1	1123.844	56.71	-13.79	42.92	74.00	-31.08	peak
2	1333.750	51.79	-12.72	39.07	74.00	-34.93	peak
3	1498.927	54.23	-12.61	41.62	74.00	-32.38	peak
4	1751.412	51.60	-11.89	39.71	74.00	-34.29	peak
5	2251.158	51.55	-8.36	43.19	74.00	-30.81	peak
6	5393.304	44.26	0.26	44.52	74.00	-29.48	peak

Note: 1. Measurement = Reading Level + Correct Factor.  
2. If Peak Result complies with AV limit, AV Result is deemed to comply with AV limit.  
3. Peak: Peak detector.



**HORIZONTAL RESULTS**  
**7-18GHz**

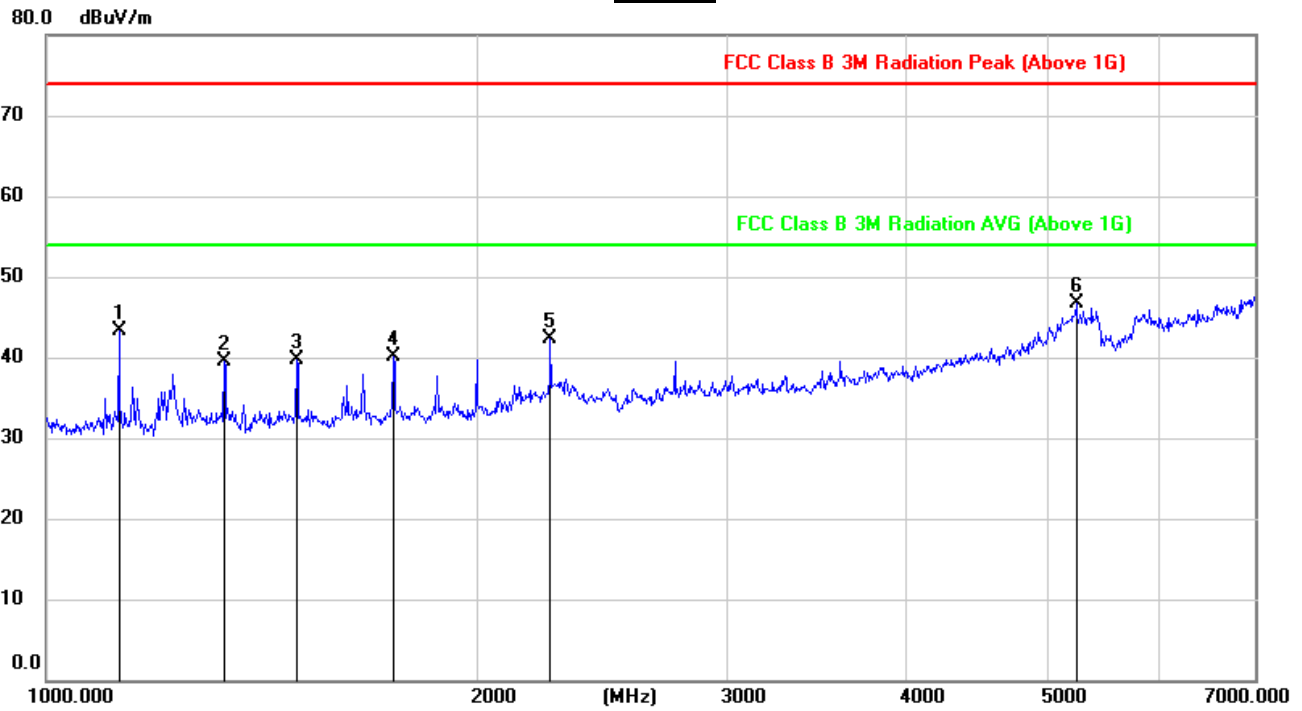


No.	Frequency (MHz)	Reading (dBuV/m)	Correct dB/m	Result (dBuV/m)	Limit (dBuV/m)	Margin (dB)	Remark
1	10626.620	35.75	11.84	47.59	74.00	-26.41	peak
2	11395.885	34.65	13.68	48.33	74.00	-25.67	peak
3	11890.659	34.14	15.06	49.20	74.00	-24.80	peak
4	13242.373	32.34	17.38	49.72	74.00	-24.28	peak
5	13765.214	32.11	18.67	50.78	74.00	-23.22	peak
6	17949.071	27.59	24.78	52.37	74.00	-21.63	peak

Note: 1. Measurement = Reading Level + Correct Factor.  
2. If Peak Result complies with AV limit, AV Result is deemed to comply with AV limit.  
3. Peak: Peak detector.



**VERTICAL RESULTS**  
**1-7GHz**

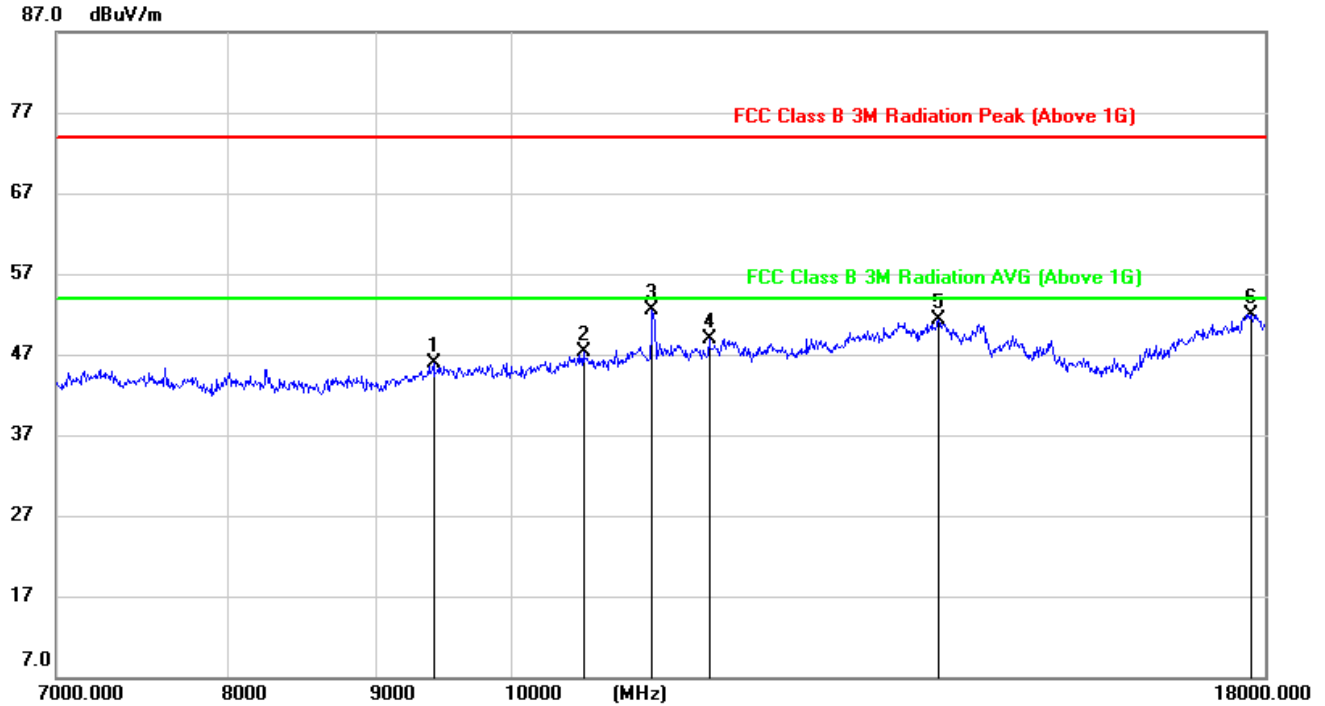


No.	Frequency (MHz)	Reading (dBuV/m)	Correct dB/m	Result (dBuV/m)	Limit (dBuV/m)	Margin (dB)	Remark
1	1123.844	57.39	-14.04	43.35	74.00	-30.65	peak
2	1331.157	52.28	-12.83	39.45	74.00	-34.55	peak
3	1496.013	52.48	-12.71	39.77	74.00	-34.23	peak
4	1751.412	52.01	-11.89	40.12	74.00	-33.88	peak
5	2251.158	50.65	-8.36	42.29	74.00	-31.71	peak
6	5248.359	46.99	-0.21	46.78	74.00	-27.22	peak

- Note: 1. Measurement = Reading Level + Correct Factor.  
 2. If Peak Result complies with AV limit, AV Result is deemed to comply with AV limit.  
 3. Peak: Peak detector.



**7-18GHz**



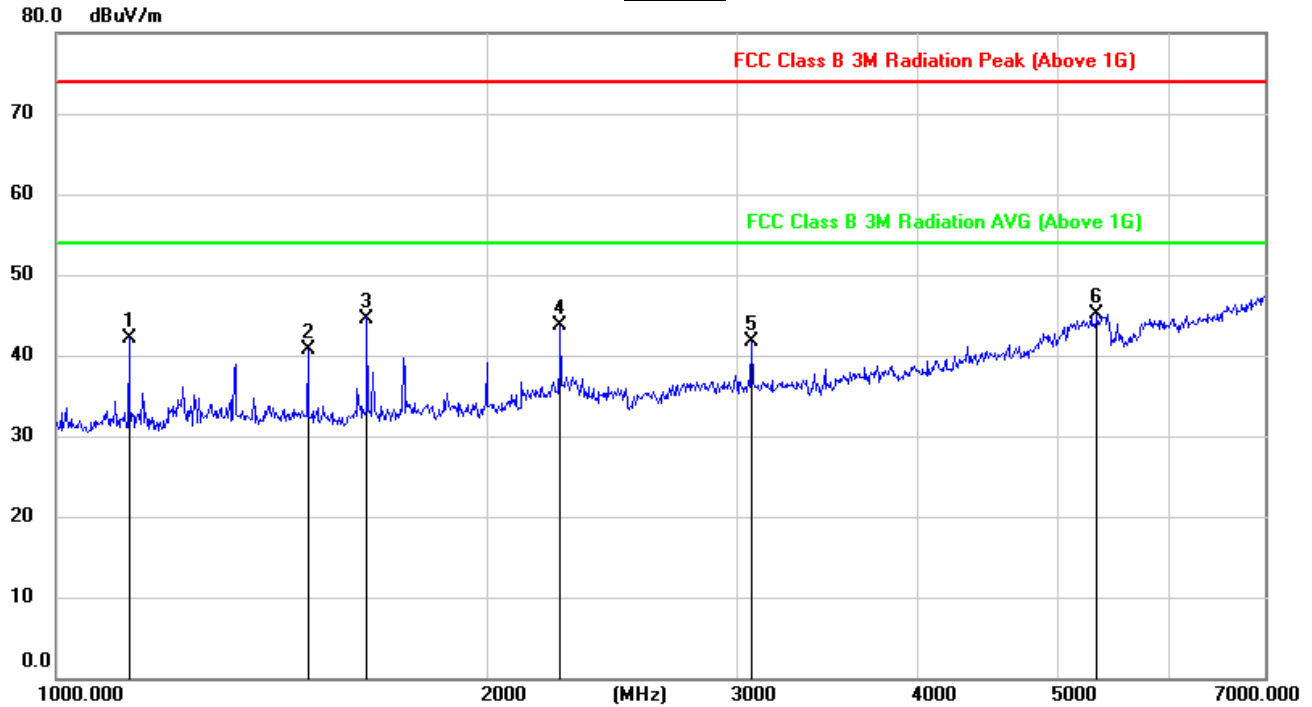
No.	Frequency (MHz)	Reading (dBuV/m)	Correct (dB/m)	Result (dBuV/m)	Limit (dBuV/m)	Margin (dB)	Remark
1	9398.801	36.26	9.55	45.81	74.00	-28.19	peak
2	10576.556	35.30	11.92	47.22	74.00	-26.78	peak
3	11151.006	39.53	13.05	52.58	74.00	-21.42	peak
4	11657.146	34.42	14.49	48.91	74.00	-25.09	peak
5	13948.432	32.58	18.65	51.23	74.00	-22.77	peak
6	17797.148	27.35	24.61	51.96	74.00	-22.04	peak

Note: 1. Measurement = Reading Level + Correct Factor.  
 2. If Peak Result complies with AV limit, AV Result is deemed to comply with AV limit.  
 3. Peak: Peak detector.



**HARMONICS AND SPURIOUS EMISSIONS HIGH CHANNEL**

**HORIZONTAL RESULTS**  
**1-7GHz**

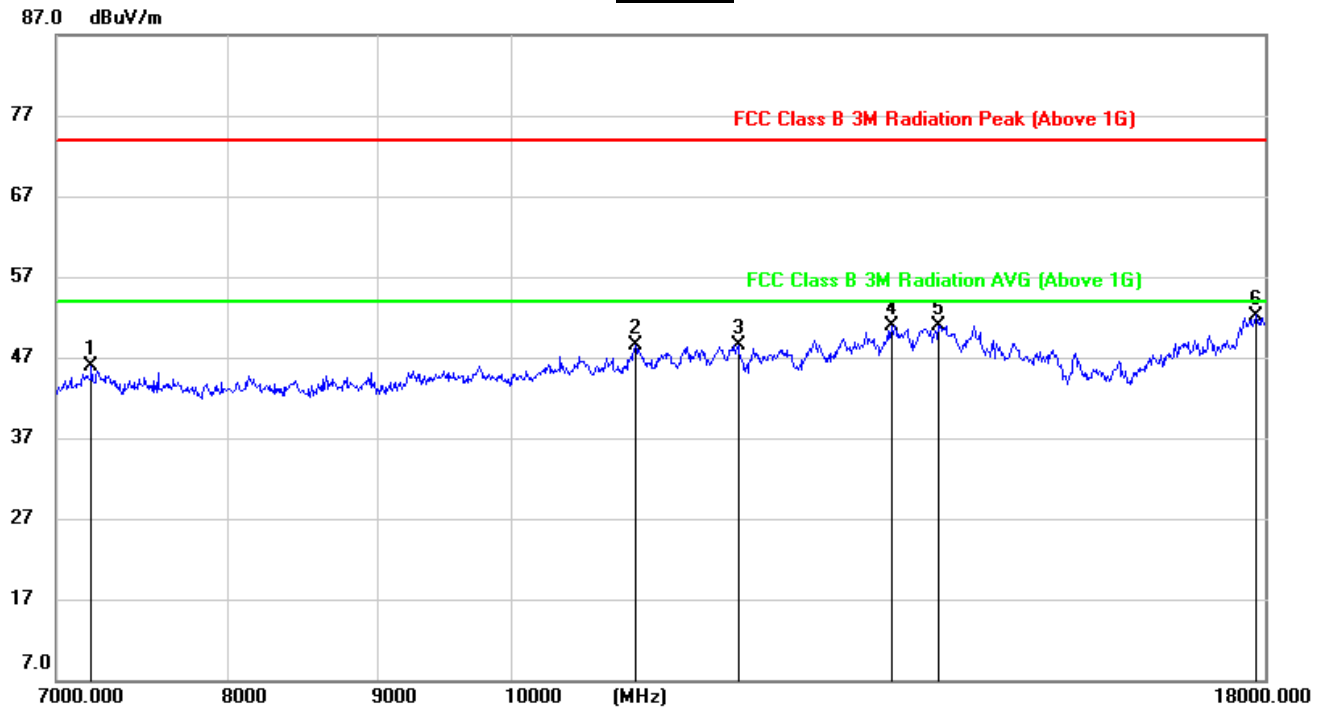


No.	Frequency (MHz)	Reading (dBuV/m)	Correct dB/m	Result (dBuV/m)	Limit (dBuV/m)	Margin (dB)	Remark
1	1123.844	55.87	-13.79	42.08	74.00	-31.92	peak
2	1498.927	53.34	-12.61	40.73	74.00	-33.27	peak
3	1652.096	56.95	-12.35	44.60	74.00	-29.40	peak
4	2251.158	52.01	-8.36	43.65	74.00	-30.35	peak
5	3061.480	48.70	-7.06	41.64	74.00	-32.36	peak
6	5341.084	45.36	-0.17	45.19	74.00	-28.81	peak

Note: 1. Measurement = Reading Level + Correct Factor.  
2. If Peak Result complies with AV limit, AV Result is deemed to comply with AV limit.  
3. Peak: Peak detector.



**HORIZONTAL RESULTS**  
**7-18GHz**



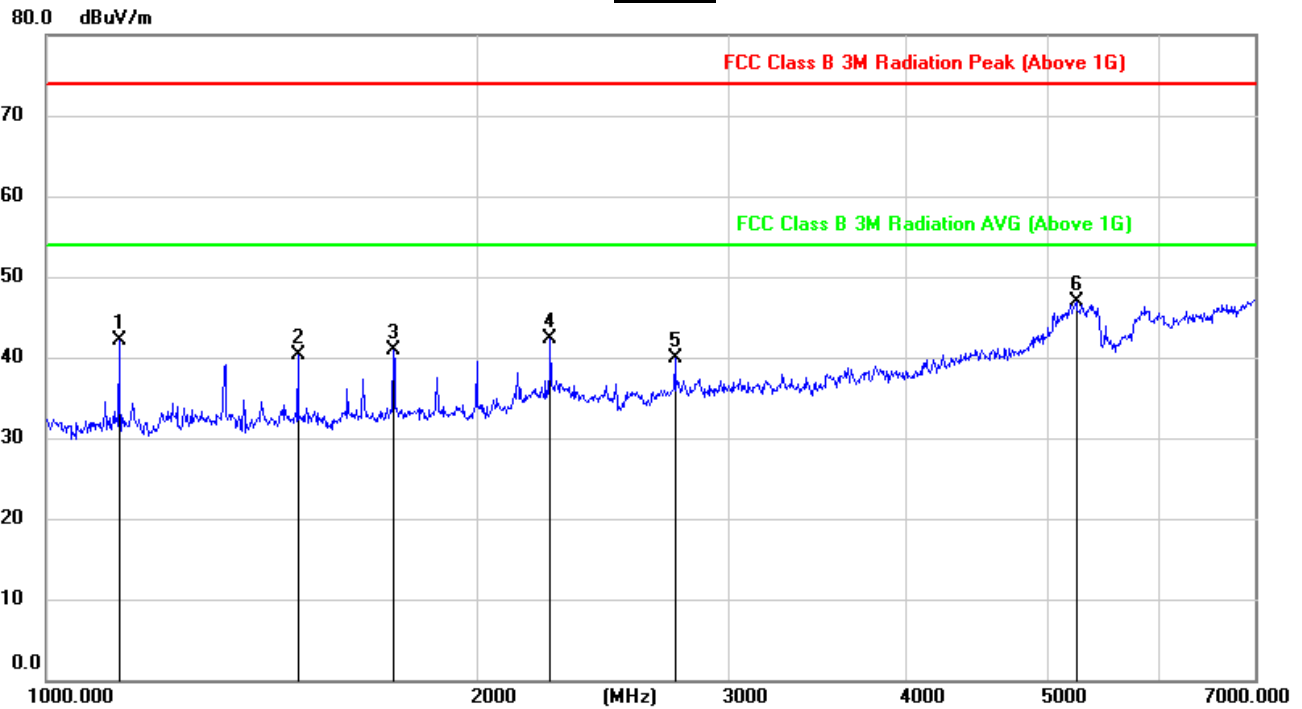
No.	Frequency (MHz)	Reading (dBuV/m)	Correct dB/m	Result (dBuV/m)	Limit (dBuV/m)	Margin (dB)	Remark
1	7201.173	39.54	6.34	45.88	74.00	-28.12	peak
2	11014.931	35.61	12.87	48.48	74.00	-25.52	peak
3	11924.397	33.63	14.86	48.49	74.00	-25.51	peak
4	13444.003	32.84	18.02	50.86	74.00	-23.14	peak
5	13948.432	32.40	18.55	50.95	74.00	-23.05	peak
6	17881.390	28.12	24.08	52.20	74.00	-21.80	peak

Note: 1. Measurement = Reading Level + Correct Factor.  
2. If Peak Result complies with AV limit, AV Result is deemed to comply with AV limit.  
3. Peak: Peak detector.





**VERTICAL RESULTS**  
**1-7GHz**

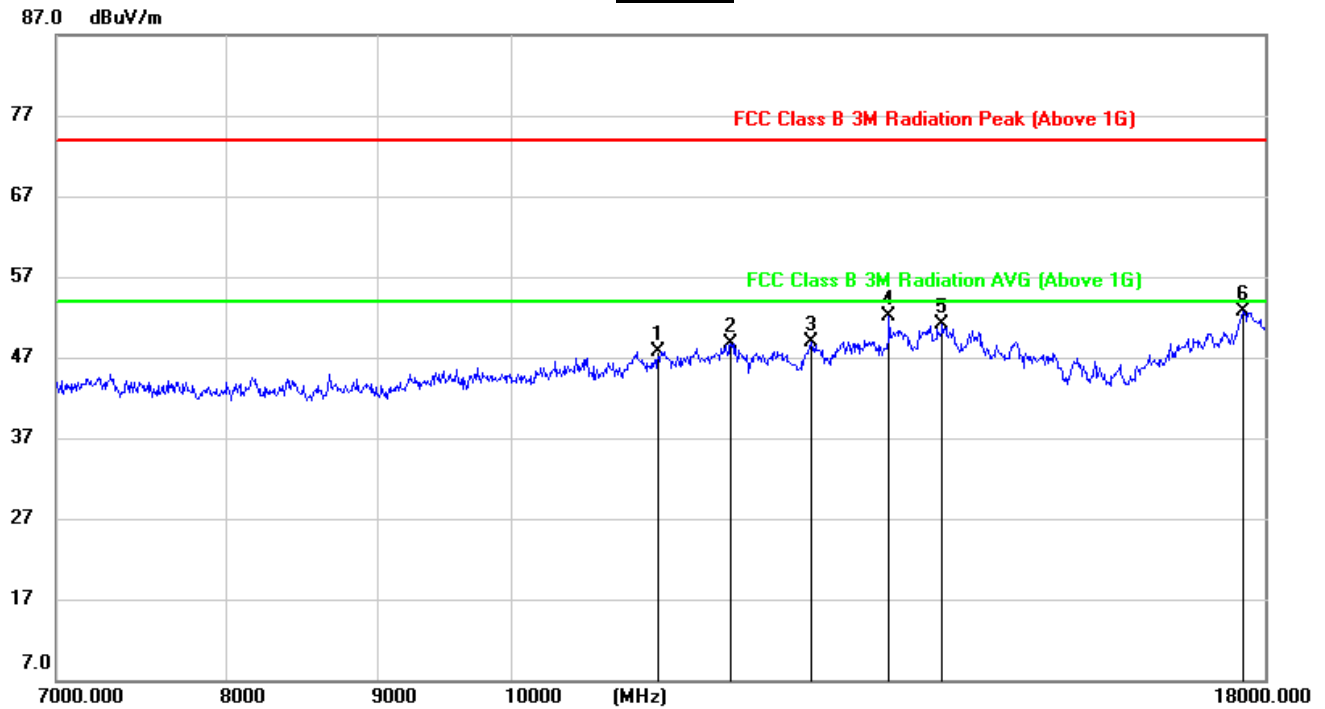


No.	Frequency (MHz)	Reading (dBuV/m)	Correct dB/m	Result (dBuV/m)	Limit (dBuV/m)	Margin (dB)	Remark
1	1123.844	56.09	-14.04	42.05	74.00	-31.95	peak
2	1498.927	52.94	-12.71	40.23	74.00	-33.77	peak
3	1751.412	52.87	-11.89	40.98	74.00	-33.02	peak
4	2251.158	50.73	-8.36	42.37	74.00	-31.63	peak
5	2750.749	48.00	-8.04	39.96	74.00	-34.04	peak
6	5248.359	47.06	-0.21	46.85	74.00	-27.15	peak

- Note: 1. Measurement = Reading Level + Correct Factor.  
 2. If Peak Result complies with AV limit, AV Result is deemed to comply with AV limit.  
 3. Peak: Peak detector.



**7-18GHz**



No.	Frequency (MHz)	Reading (dBuV/m)	Correct (dB/m)	Result (dBuV/m)	Limit (dBuV/m)	Margin (dB)	Remark
1	11224.972	34.15	13.52	47.67	74.00	-26.33	peak
2	11857.016	33.95	14.73	48.68	74.00	-25.32	peak
3	12631.563	33.33	15.51	48.84	74.00	-25.16	peak
4	13418.632	34.23	17.87	52.10	74.00	-21.90	peak
5	13988.010	32.51	18.59	51.10	74.00	-22.90	peak
6	17713.302	29.23	23.50	52.73	74.00	-21.27	peak

Note: 1. Measurement = Reading Level + Correct Factor.  
2. If Peak Result complies with AV limit, AV Result is deemed to comply with AV limit.  
3. Peak: Peak detector.

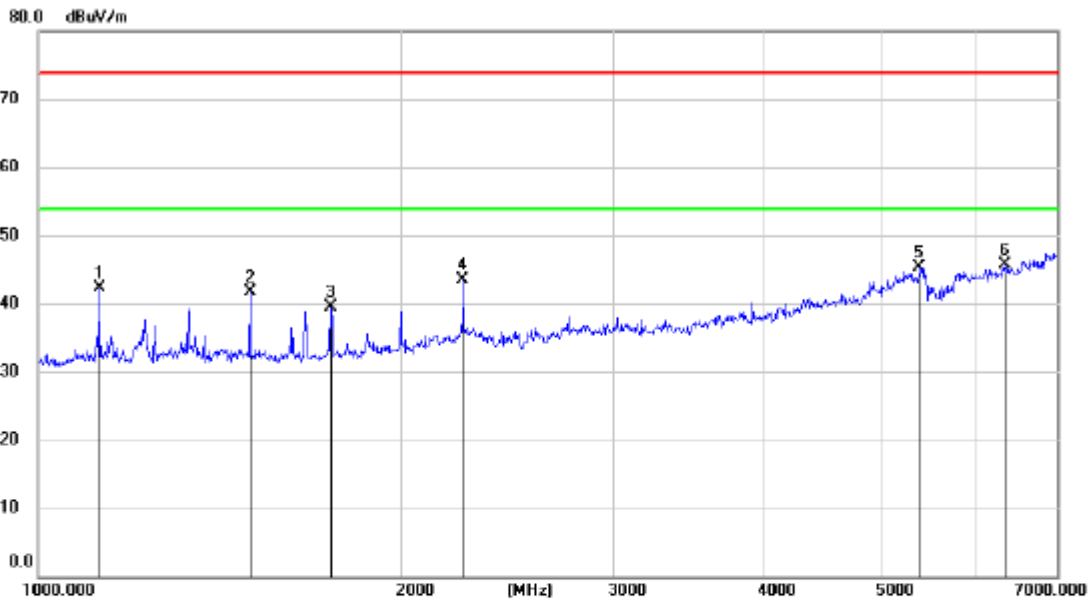
### 7.2.3. STRADDLE CHANNEL 144

#### 3TX (WORST-CASE CONFIGURATION)

Note: straddle channels are considered to be operating in both U-NII-2C and U-NII-3. The worst case out-of-band emission limit, i.e., -27 dBm/MHz peak EIRP, applies at the band edges. The band edges are considered to be 5.47 GHz and 5.85 GHz, the test results is in compliance with the limit. Since the operating frequency and the band edges spacing are large, the test results are not described separately.

#### HARMONICS AND SPURIOUS EMISSIONS HIGH CHANNEL

#### HORIZONTAL RESULTS 1-7GHz

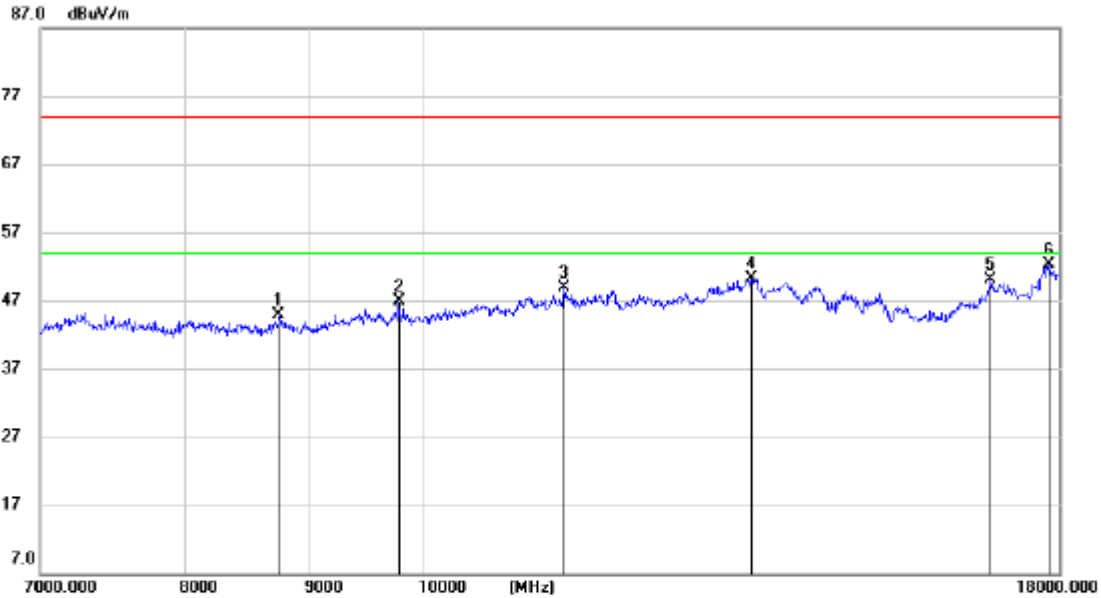


No.	Mk.	Freq. MHz	Reading Level dBuV	Correct Factor dB	Measure- ment dBuV/m	Limit dBuV/m	Margin dB	Detector	Antenna Height cm	Table Degree	Comment
1		1123.843	56.04	-13.79	42.25	74.00	-31.75	peak			
2		1498.927	54.26	-12.61	41.65	74.00	-32.35	peak			
3		1751.411	51.34	-11.89	39.45	74.00	-34.55	peak			
4		2251.157	51.80	-8.36	43.44	74.00	-30.56	peak			
5		5382.819	45.08	0.17	45.25	74.00	-28.75	peak			
6	*	6326.346	42.37	3.25	45.62	74.00	-28.38	peak			

- Note: 1. Measurement = Reading Level + Correct Factor.  
2. If Peak Result complies with AV limit, AV Result is deemed to comply with AV limit.  
3. Peak: Peak detector.



**HORIZONTAL RESULTS**  
**7-18GHz**

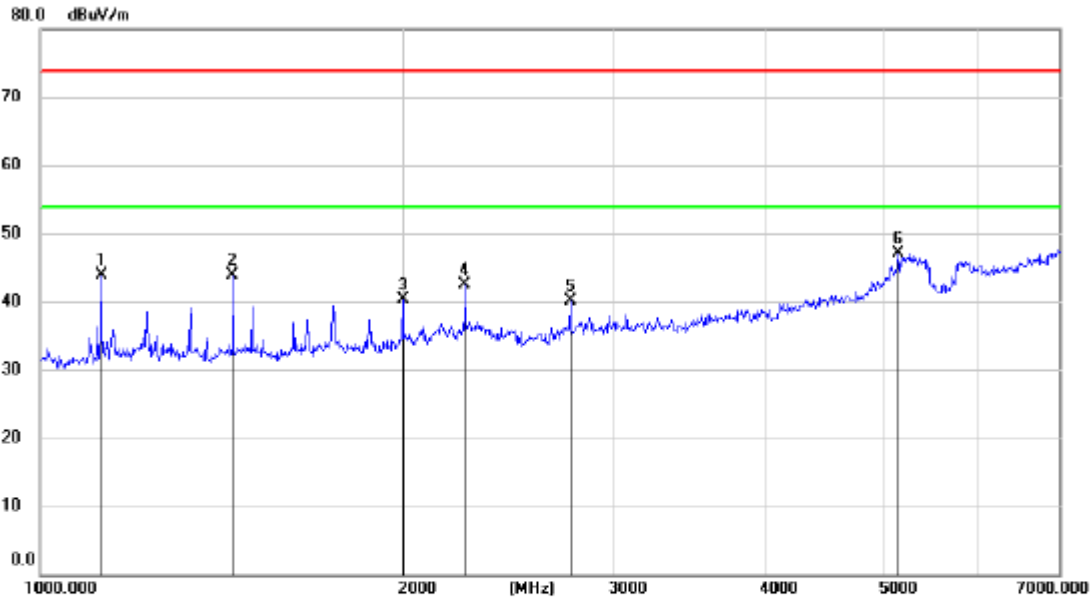


No.	Mk.	Freq.	Reading Level	Correct Factor	Measurement	Limit	Margin	Antenna Height	Table Degree	
		MHz	dBuV	dB	dBuV/m	dBuV/m	dB	cm	degree	Comment
1		8739.549	36.93	7.89	44.82	74.00	-29.18			peak
2		9760.666	36.87	10.02	46.89	74.00	-27.11			peak
3		11374.38	35.45	13.38	48.83	74.00	-25.17			peak
4		13533.17	32.12	18.22	50.34	74.00	-23.66			peak
5		16896.26	31.25	18.76	50.01	74.00	-23.99			peak
6	*	17847.64	28.00	24.26	52.26	74.00	-21.74			peak

- Note: 1. Measurement = Reading Level + Correct Factor.  
 2. If Peak Result complies with AV limit, AV Result is deemed to comply with AV limit.  
 3. Peak: Peak detector.



**VERTICAL RESULTS**  
**1-7GHz**

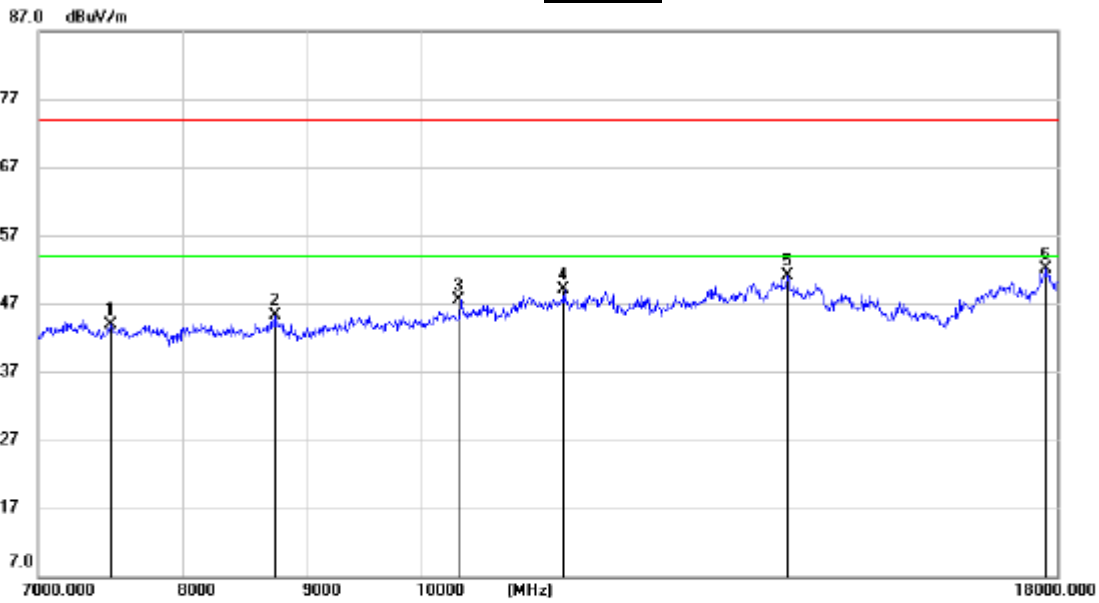


No.	Mk.	Freq.	Reading Level	Correct Factor	Measurement	Limit	Margin	Antenna Height	Table Degree	
		MHz	dBuV	dB	dBuV/m	dBuV/m	dB	cm	degree	Comment
1		1123.843	57.98	-14.04	43.94	74.00	-30.06			peak
2		1444.520	56.68	-12.73	43.95	74.00	-30.05			peak
3		1999.194	51.59	-11.21	40.38	74.00	-33.62			peak
4		2251.157	50.77	-8.36	42.41	74.00	-31.59			peak
5		2750.749	48.10	-8.04	40.06	74.00	-33.94			peak
6	*	5147.218	47.24	-0.05	47.19	74.00	-26.81			peak

Note: 1. Measurement = Reading Level + Correct Factor.  
 2. If Peak Result complies with AV limit, AV Result is deemed to comply with AV limit.  
 3. Peak: Peak detector.



**7-18GHz**



No.	Mk.	Freq.	Reading Level	Correct Factor	Measurement	Limit	Margin	Antenna Table		
		MHz	dBuV	dB	dBuV/m	dBuV/m	dB	Height	Table	
								cm	degree	Comment
1		7485.493	37.17	6.69	43.86	74.00	-30.14			peak
2		8723.057	37.45	7.94	45.39	74.00	-28.61			peak
3		10359.06	36.24	11.21	47.45	74.00	-26.55			peak
4		11395.88	35.47	13.64	49.11	74.00	-24.89			peak
5		14027.69	32.54	18.47	51.01	74.00	-22.99			peak
6	*	17813.96	27.67	24.42	52.09	74.00	-21.91			peak

Note: 1. Measurement = Reading Level + Correct Factor.  
2. If Peak Result complies with AV limit, AV Result is deemed to comply with AV limit.  
3. Peak: Peak detector.



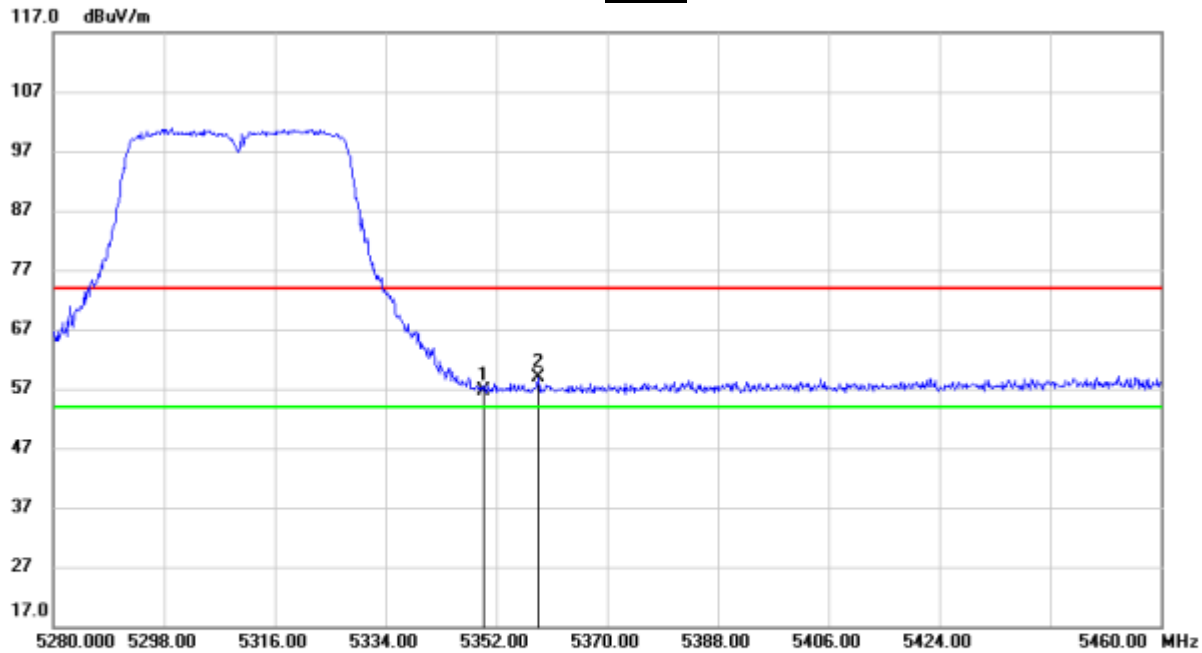
### 7.3. 802.11n HT40 MODE

#### 7.3.1. UNII-2A BAND

##### 1TX Mode

##### RESTRICTED BANDEDGE HIGH CHANNEL

#### HORIZONTAL RESULTS PEAK

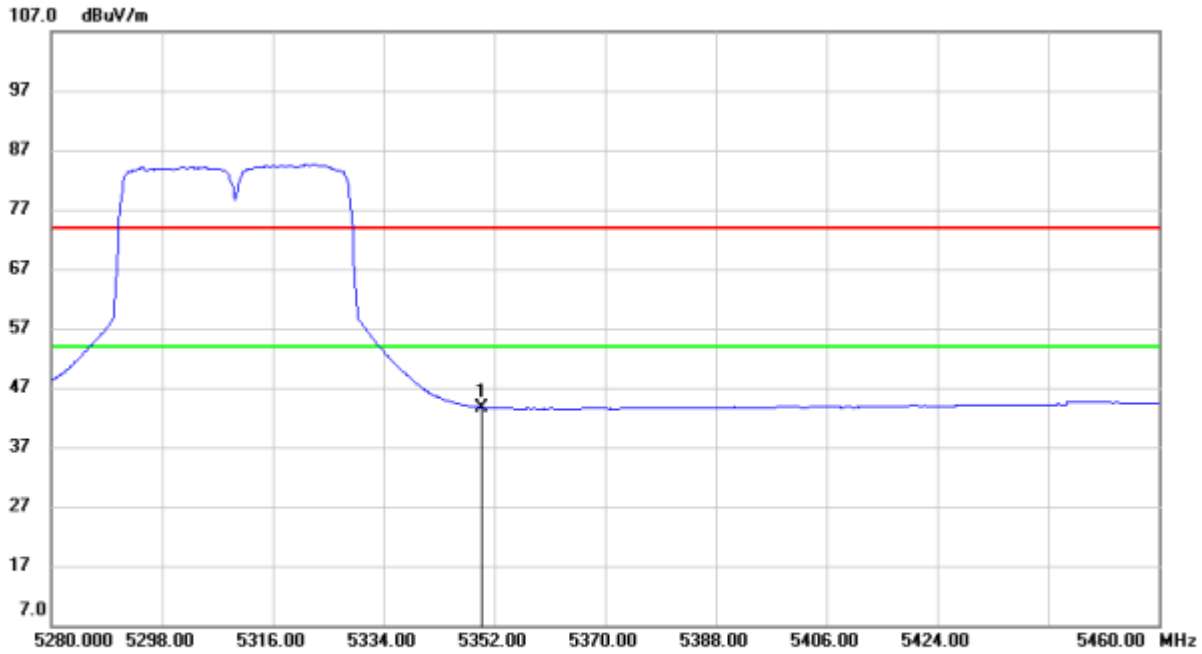


No.	Mk.	Freq. MHz	Reading Level dBuV	Correct Factor dB	Measure- ment dBuV/m	Limit dBuV/m	Margin dB	Detector	Antenna Height cm	Table Degree	Comment
1		5350.000	16.31	40.44	56.75	74.00	-17.25	peak			
2	*	5358.840	18.36	40.51	58.87	74.00	-15.13	peak			

- Note: 1. Measurement = Reading Level + Correct Factor.  
2. If Peak Result complies with AV limit, AV Result is deemed to comply with AV limit.  
3. Peak: Peak detector.



**AVG**



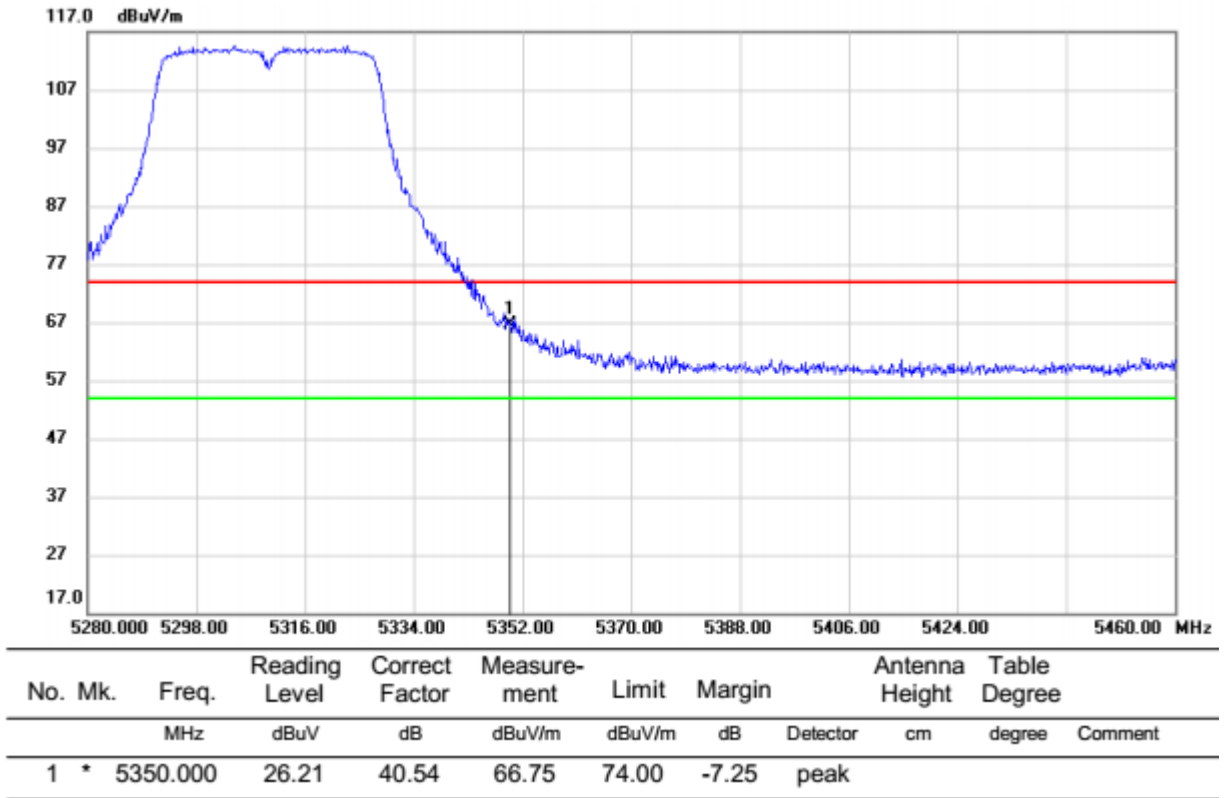
No.	Mk.	Freq.	Reading Level	Correct Factor	Measurement	Limit	Margin	Antenna Height	Table Degree	
		MHz	dBuV	dB	dBuV/m	dBuV/m	dB	Detector	cm	degree
1	*	5350.000	3.25	40.44	43.69	54.00	-10.31	AVG		

- Note: 1. Measurement = Reading Level + Correct Factor  
 2. AVG: VBW=1/T, (For the value of 1/T, please refer to the table on page 18).  
 3. For duty cycle, please refer to clause 6.1.





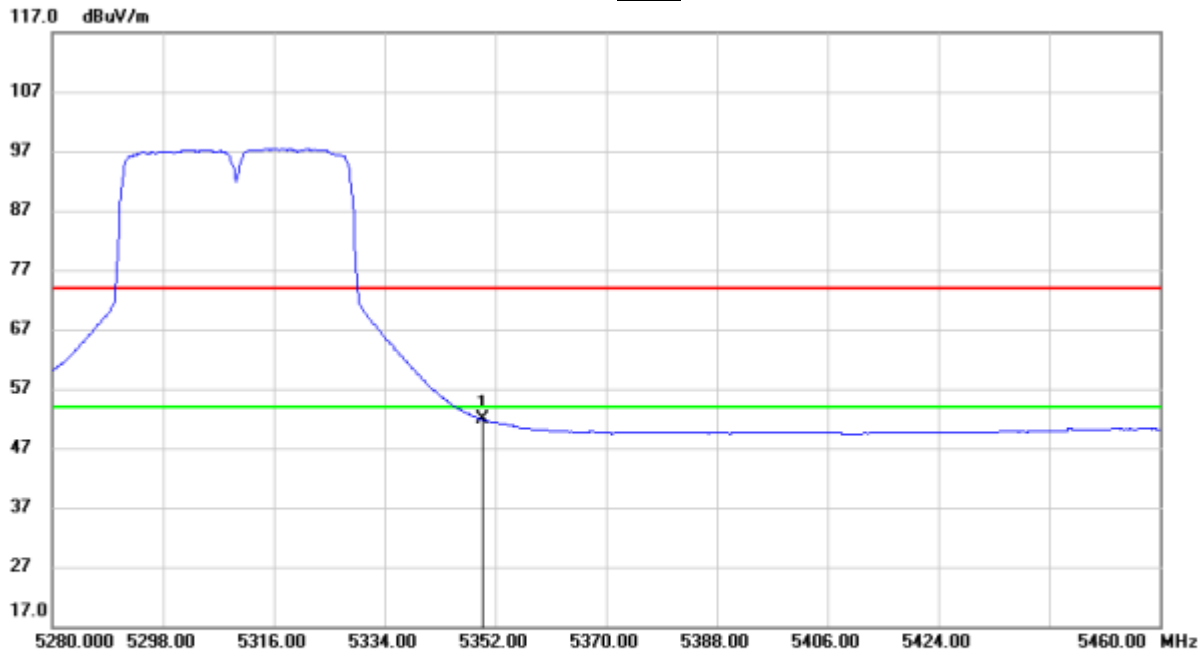
**VERTICAL RESULTS**  
**PEAK**



- Note:
1. Measurement = Reading Level + Correct Factor.
  2. If Peak Result complies with AV limit, AV Result is deemed to comply with AV limit.
  3. Peak: Peak detector.



**AVG**



No.	Mk.	Freq.	Reading Level	Correct Factor	Measurement	Limit	Margin	Antenna Height	Table Degree	
		MHz	dBuV	dB	dBuV/m	dBuV/m	dB	cm	degree	Comment
1	*	5350.000	11.24	40.54	51.78	54.00	-2.22			AVG

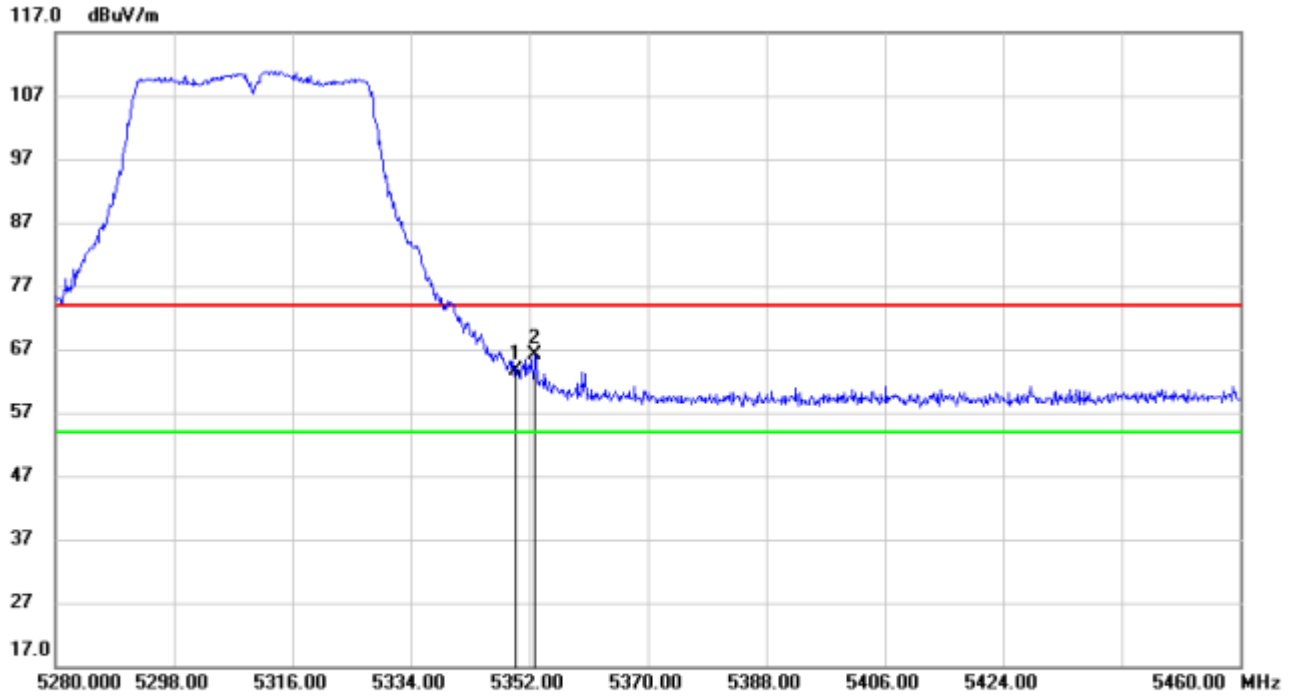
- Note:
1. Measurement = Reading Level + Correct Factor
  2. AVG: VBW=1/T, (For the value of 1/T, please refer to the table on page 18).
  3. For duty cycle, please refer to clause 6.1.



**2TX Mode**

**RESTRICTED BANDEDGE HIGH CHANNEL**

**HORIZONTAL RESULTS  
PEAK**

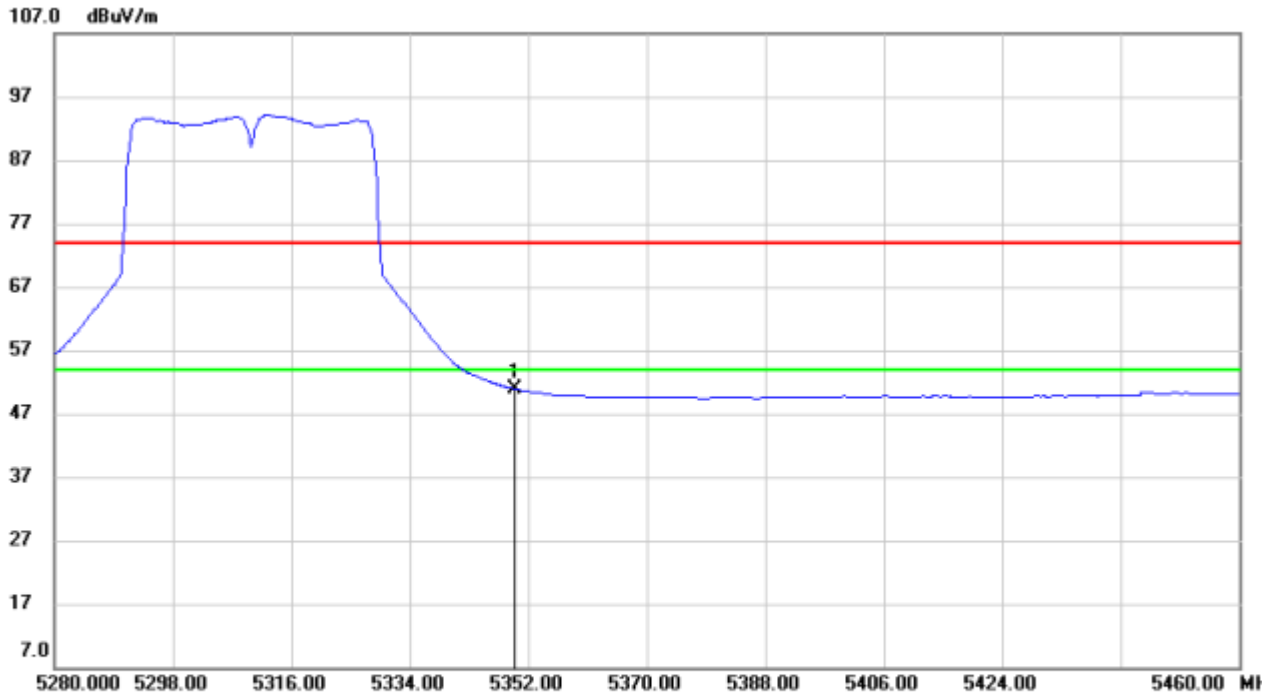


No.	Mk.	Freq.	Reading Level	Correct Factor	Measurement	Limit	Margin	Antenna Height	Table Degree
		MHz	dBuV	dB	dBuV/m	dBuV/m	dB	cm	degree
1		5350.000	23.15	40.44	63.59	74.00	-10.41	peak	
2	*	5352.900	25.71	40.46	66.17	74.00	-7.83	peak	

Note: 1. Measurement = Reading Level + Correct Factor.  
 2. If Peak Result complies with AV limit, AV Result is deemed to comply with AV limit.  
 3. Peak: Peak detector.



**AVG**

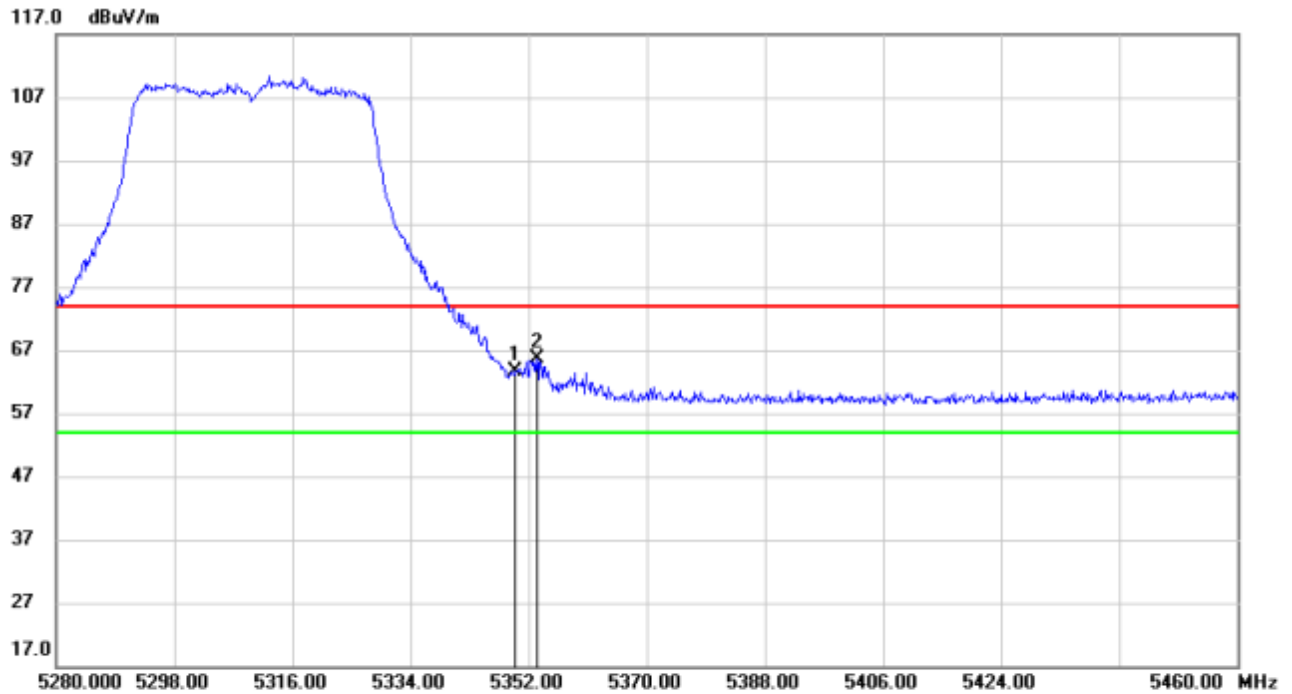


No.	Mk.	Freq.	Reading Level	Correct Factor	Measurement	Limit	Margin	Antenna Height	Table Degree	Comment
		MHz	dBuV	dB	dBuV/m	dBuV/m	dB	cm	degree	
1	*	5350.000	10.51	40.44	50.95	54.00	-3.05			AVG

- Note: 1. Measurement = Reading Level + Correct Factor  
 2. AVG: VBW=1/T, (For the value of 1/T, please refer to the table on page 18).  
 3. For duty cycle, please refer to clause 6.1.



**VERTICAL RESULTS**  
**PEAK**

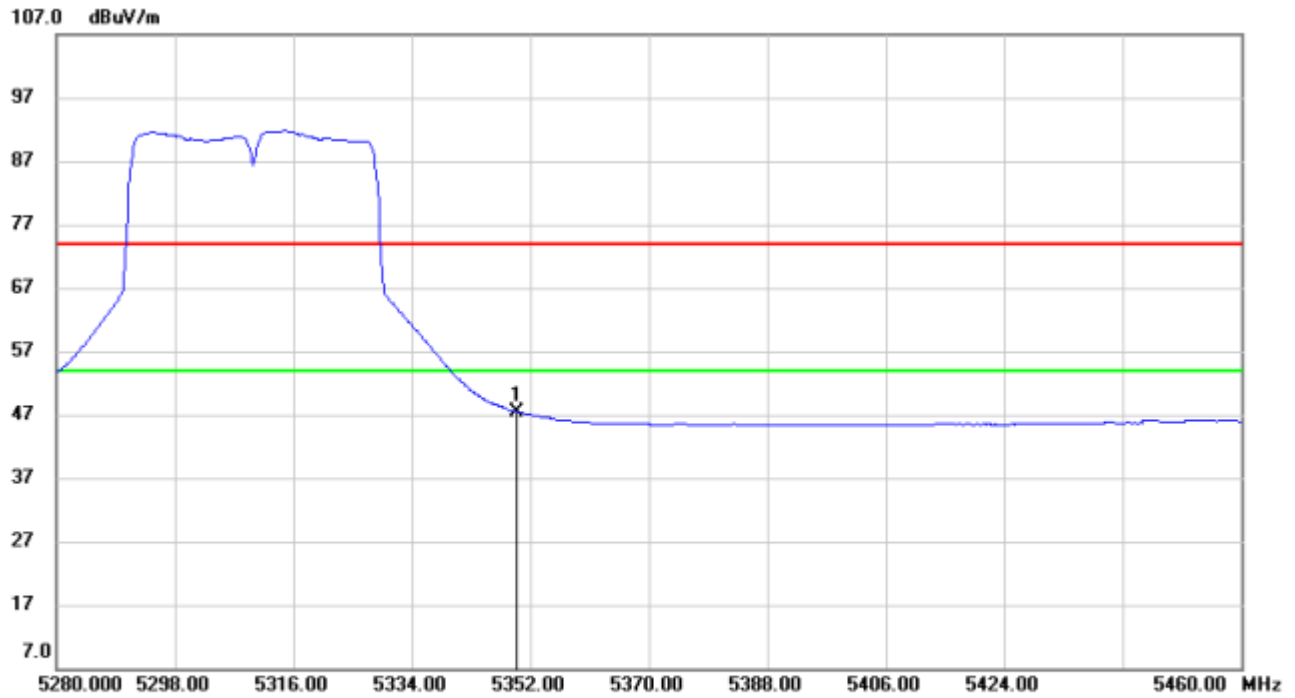


No.	Mk.	Freq. MHz	Reading Level dBuV	Correct Factor dB	Measure- ment dBuV/m	Limit dBuV/m	Margin dB	Detector	Antenna Height cm	Table Degree	Comment
1		5350.000	23.10	40.54	63.64	74.00	-10.36	peak			
2	*	5353.260	24.97	40.55	65.52	74.00	-8.48	peak			

Note: 1. Measurement = Reading Level + Correct Factor.  
2. If Peak Result complies with AV limit, AV Result is deemed to comply with AV limit.  
3. Peak: Peak detector.



**AVG**



No.	Mk.	Freq.	Reading Level	Correct Factor	Measurement	Limit	Margin	Antenna Height	Table Degree	
		MHz	dBuV	dB	dBuV/m	dBuV/m	dB	cm	degree	Comment
1	*	5350.000	6.91	40.54	47.45	54.00	-6.55			AVG

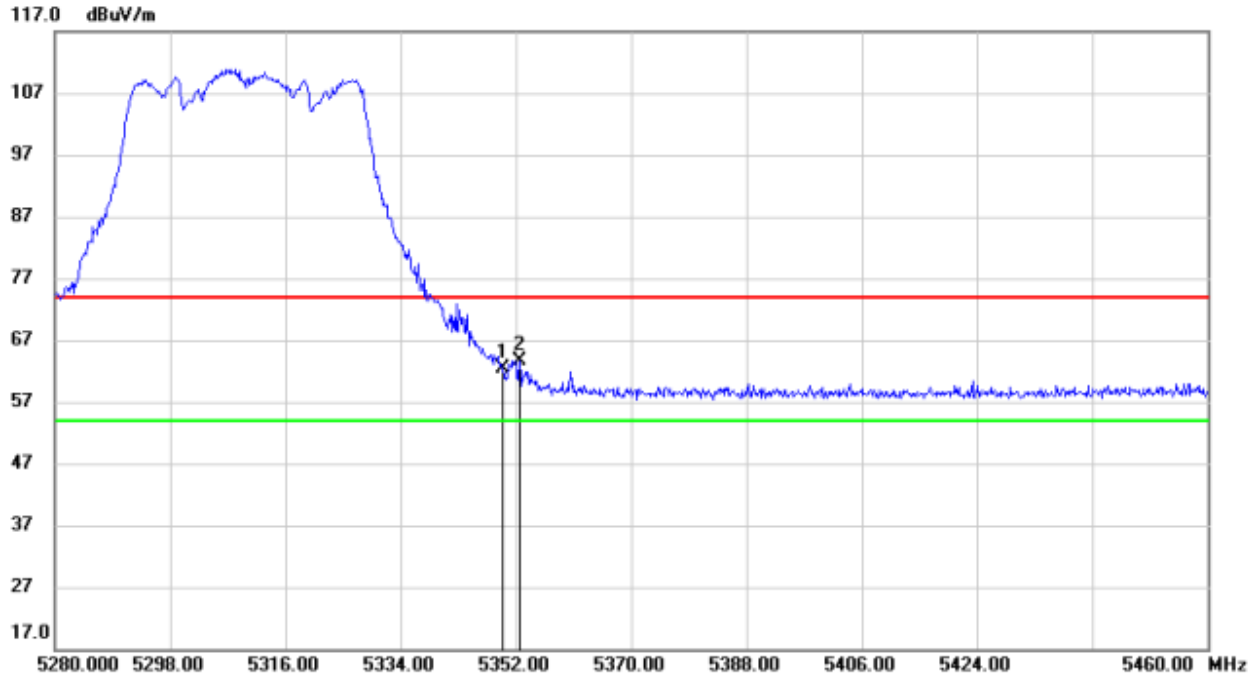
- Note: 1. Measurement = Reading Level + Correct Factor  
 2. AVG:  $VBW=1/T$ , (For the value of  $1/T$ , please refer to the table on page 18).  
 3. For duty cycle, please refer to clause 6.1.



**3TX Mode**

**RESTRICTED BANDEDGE HIGH CHANNEL**

**HORIZONTAL RESULTS  
PEAK**

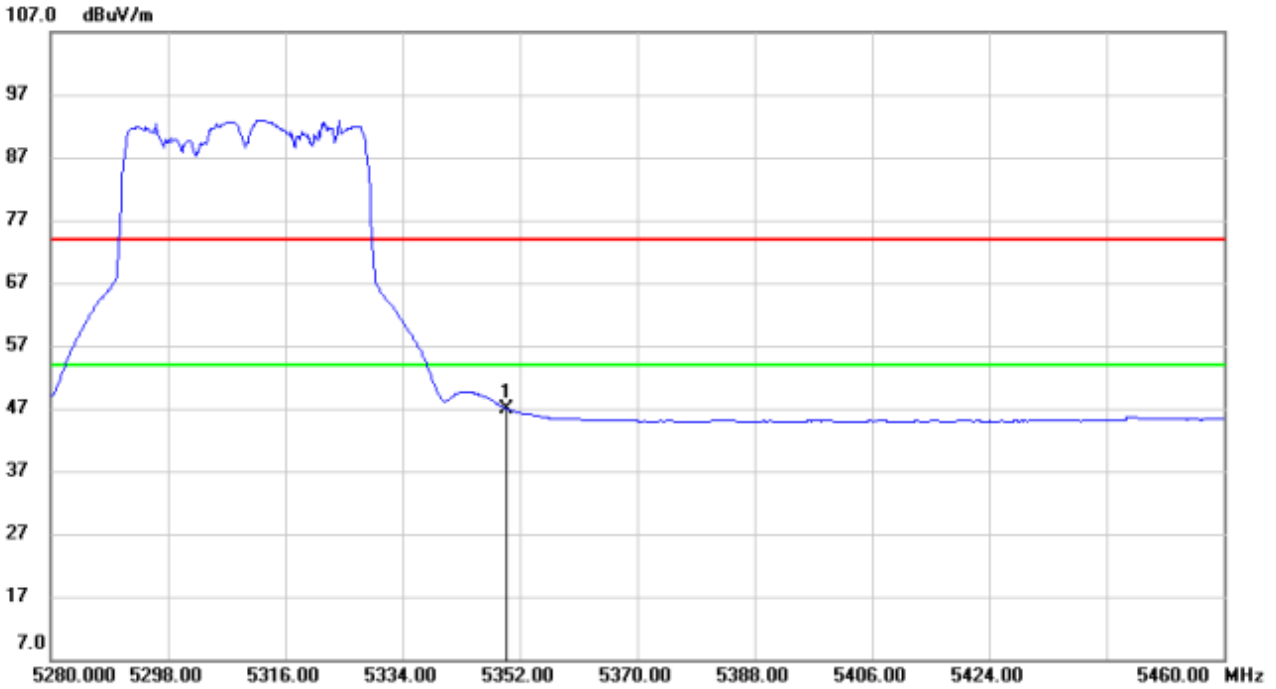


No.	Mk.	Freq. MHz	Reading Level dBuV	Correct Factor dB	Measure- ment dBuV/m	Limit dBuV/m	Margin dB	Detector	Antenna Height cm	Table Degree degree	Comment
1		5350.000	21.88	40.44	62.32	74.00	-11.68	peak			
2	*	5352.540	23.17	40.46	63.63	74.00	-10.37	peak			

Note: 1. Measurement = Reading Level + Correct Factor.  
2. If Peak Result complies with AV limit, AV Result is deemed to comply with AV limit.  
3. Peak: Peak detector.



**AVG**



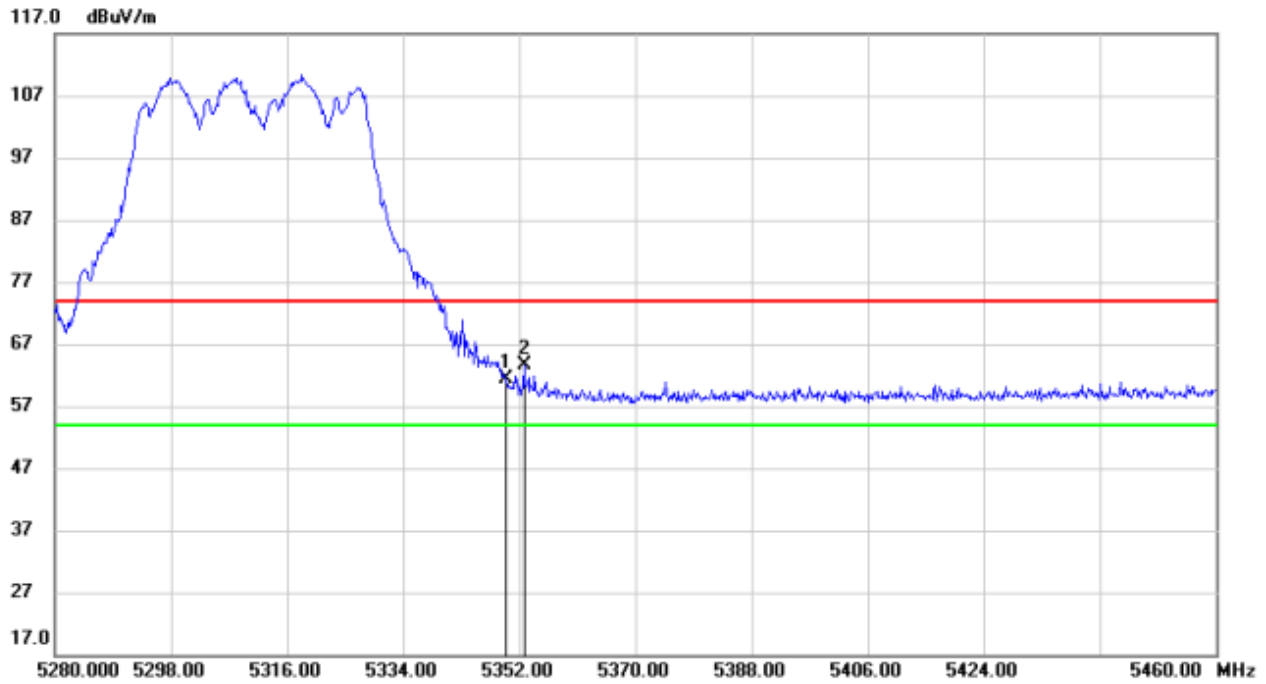
No.	Mk.	Freq.	Reading Level	Correct Factor	Measurement	Limit	Margin	Antenna Height	Table Degree	
		MHz	dBuV	dB	dBuV/m	dBuV/m	dB	cm	degree	Comment
1	*	5350.000	6.47	40.44	46.91	54.00	-7.09			AVG

- Note: 1. Measurement = Reading Level + Correct Factor  
 2. AVG: VBW=1/T, (For the value of 1/T, please refer to the table on page 18).  
 3. For duty cycle, please refer to clause 6.1.





**VERTICAL RESULTS**  
**PEAK**

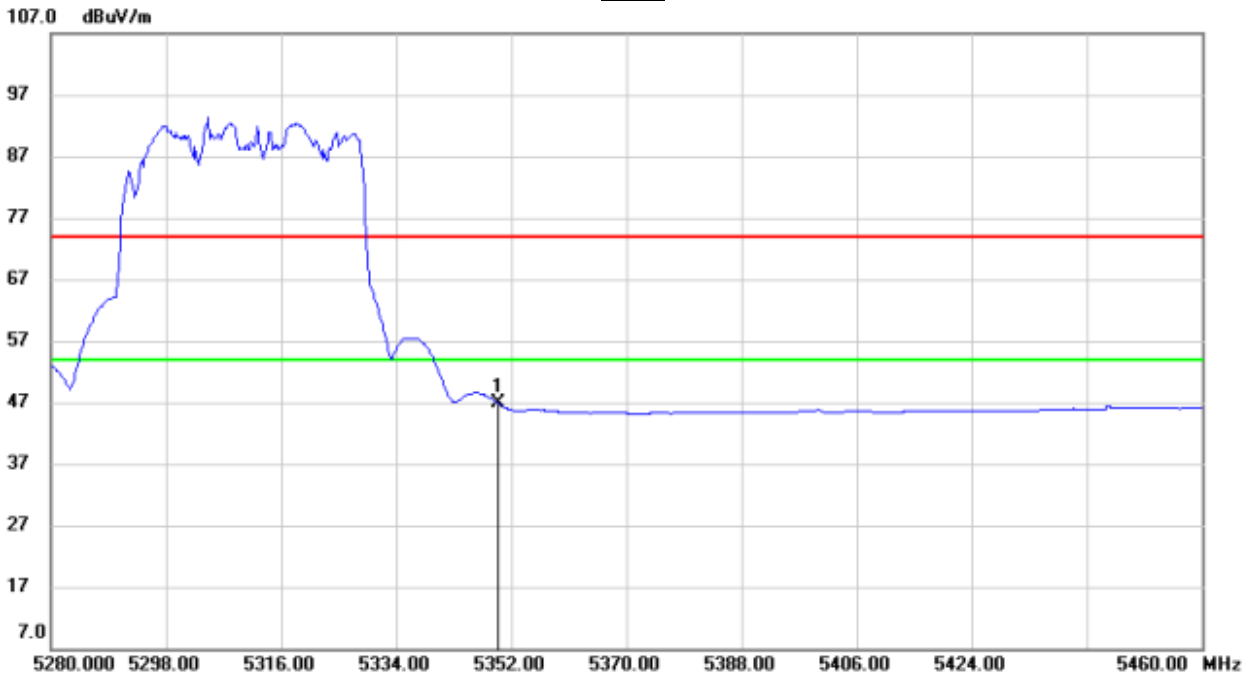


No.	Mk.	Freq.	Reading Level	Correct Factor	Measurement	Limit	Margin	Antenna Height	Table Degree	
		MHz	dBuV	dB	dBuV/m	dBuV/m	dB	cm	degree	Comment
1		5350.000	20.76	40.54	61.30	74.00	-12.70			peak
2	*	5352.720	23.02	40.55	63.57	74.00	-10.43			peak

Note: 1. Measurement = Reading Level + Correct Factor.  
 2. If Peak Result complies with AV limit, AV Result is deemed to comply with AV limit.  
 3. Peak: Peak detector.



**AVG**



No.	Mk.	Freq.	Reading Level	Correct Factor	Measurement	Limit	Margin	Antenna Height	Table Degree	
		MHz	dBuV	dB	dBuV/m	dBuV/m	dB	cm	degree	Comment
1	*	5350.000	6.32	40.54	46.86	54.00	-7.14			AVG

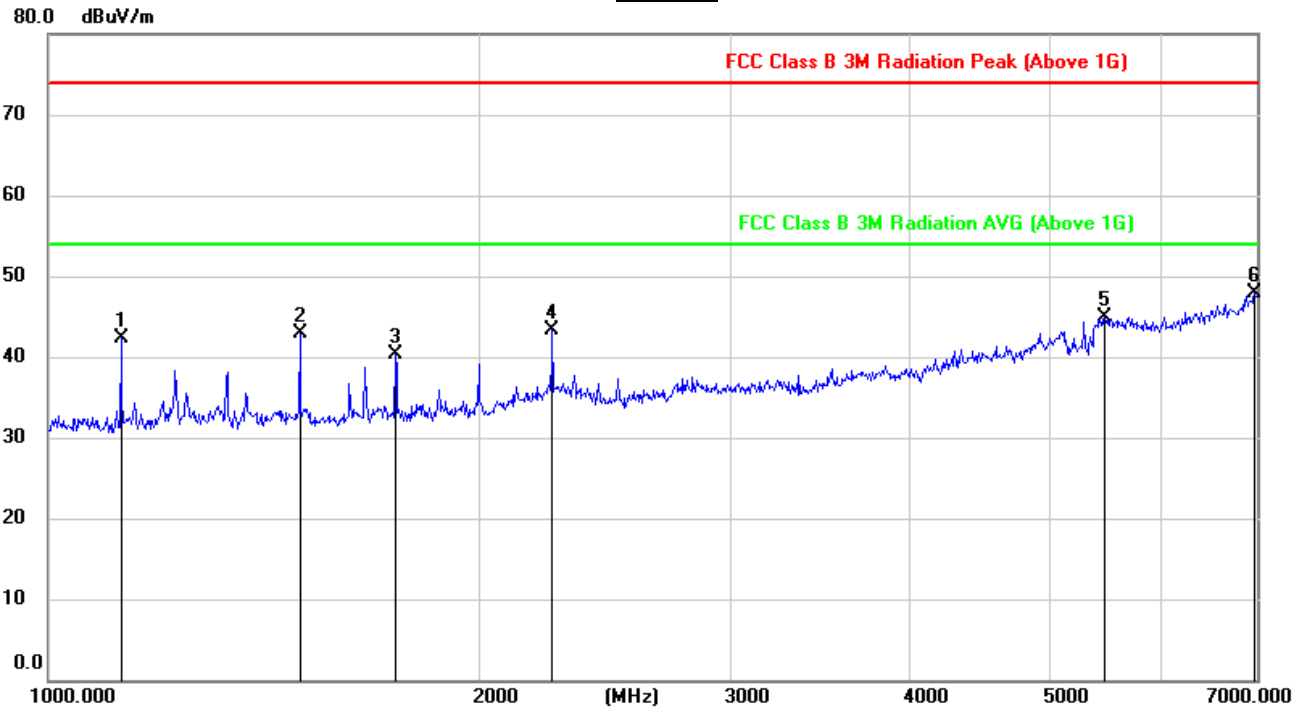
- Note: 1. Measurement = Reading Level + Correct Factor  
 2. AVG: VBW=1/T, (For the value of 1/T, please refer to the table on page 18).  
 3. For duty cycle, please refer to clause 6.1.



**3TX (WORST-CASE CONFIGURATION)**

**HARMONICS AND SPURIOUS EMISSIONS LOW CHANNEL**

**HORIZONTAL RESULTS  
1-7GHz**

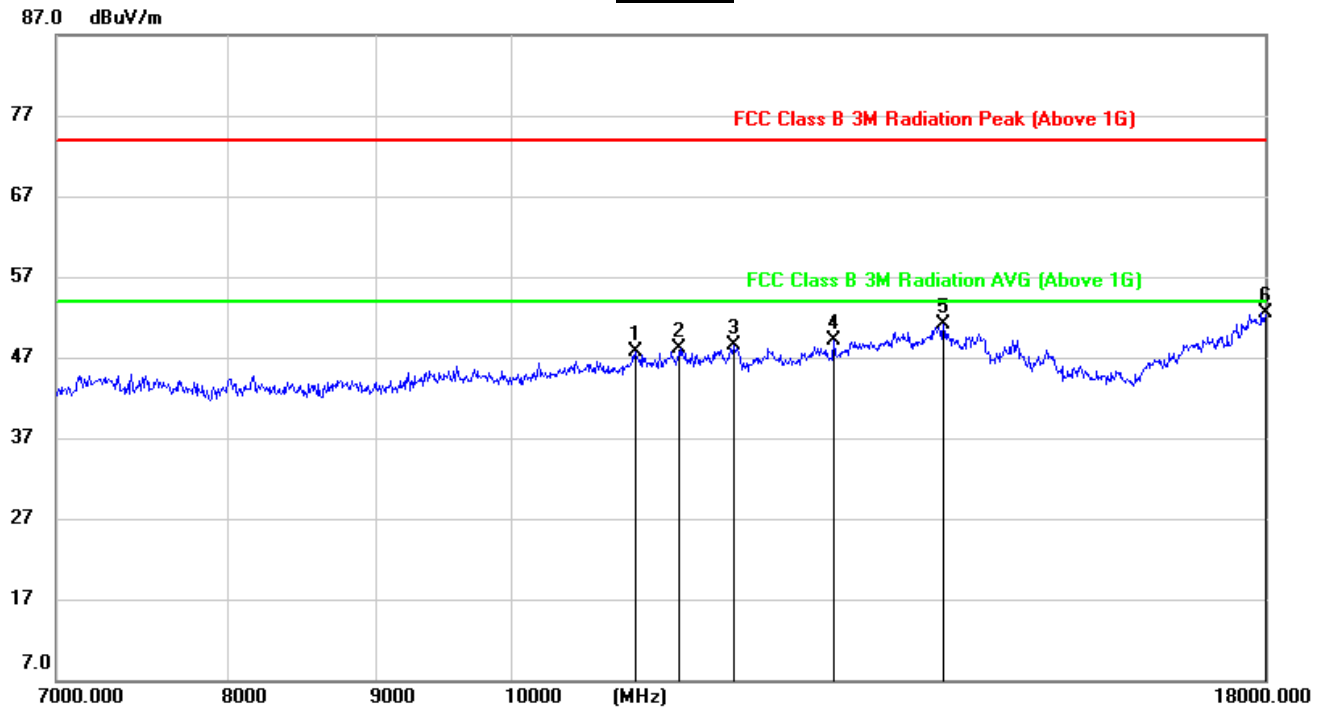


No.	Frequency (MHz)	Reading (dBuV/m)	Correct (dB/m)	Result (dBuV/m)	Limit (dBuV/m)	Margin (dB)	Remark
1	1123.844	56.10	-13.79	42.31	74.00	-31.69	peak
2	1498.927	55.50	-12.61	42.89	74.00	-31.11	peak
3	1751.412	52.17	-11.89	40.28	74.00	-33.72	peak
4	2251.158	51.66	-8.36	43.30	74.00	-30.70	peak
5	5477.920	43.96	0.87	44.83	74.00	-29.17	peak
6	6972.810	42.62	5.29	47.91	74.00	-26.09	peak

Note: 1. Measurement = Reading Level + Correct Factor.  
 2. If Peak Result complies with AV limit, AV Result is deemed to comply with AV limit.  
 3. Peak: Peak detector.



**HORIZONTAL RESULTS**  
**7-18GHz**

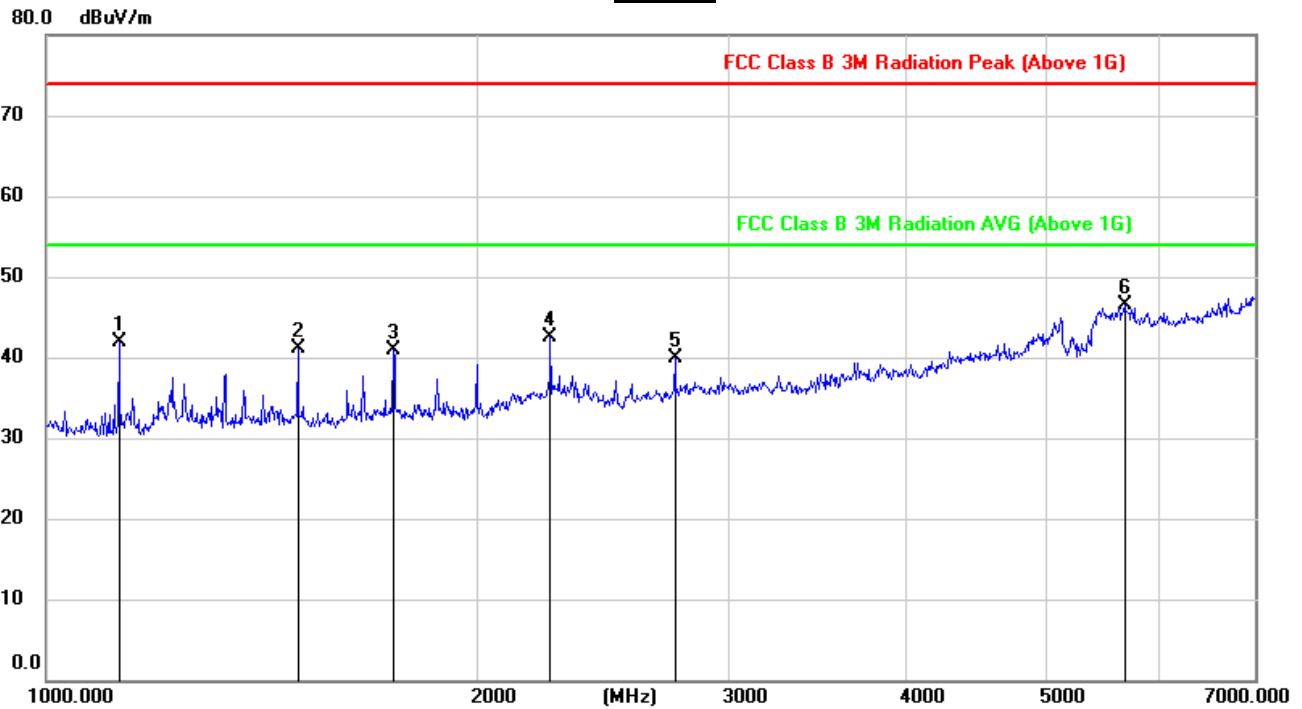


No.	Frequency (MHz)	Reading (dBuV/m)	Correct dB/m	Result (dBuV/m)	Limit (dBuV/m)	Margin (dB)	Remark
1	11014.931	34.86	12.87	47.73	74.00	-26.27	peak
2	11395.885	34.51	13.68	48.19	74.00	-25.81	peak
3	11879.434	33.75	14.83	48.58	74.00	-25.42	peak
4	12848.139	33.14	15.96	49.10	74.00	-24.90	peak
5	14001.227	32.62	18.46	51.08	74.00	-22.92	peak
6	18000.000	27.76	24.81	52.57	74.00	-21.43	peak

Note: 1. Measurement = Reading Level + Correct Factor.  
2. If Peak Result complies with AV limit, AV Result is deemed to comply with AV limit.  
3. Peak: Peak detector.



**VERTICAL RESULTS**  
**1-7GHz**

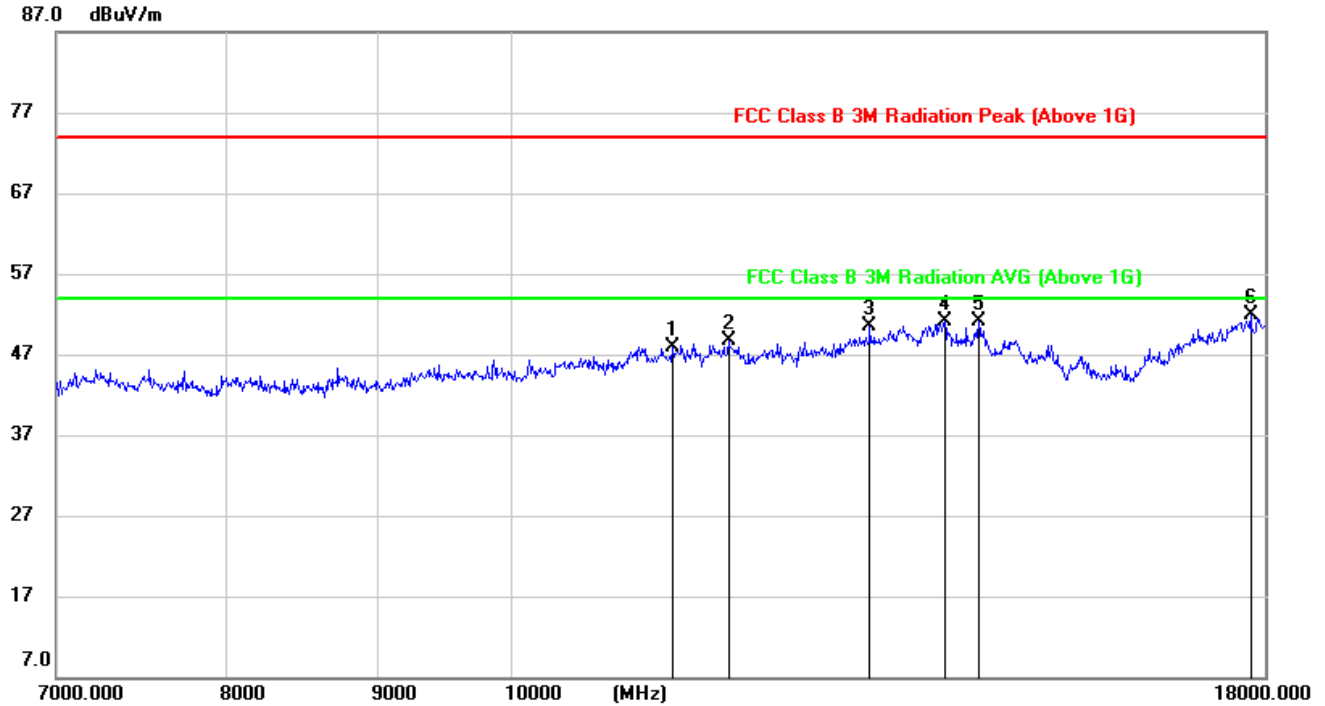


No.	Frequency (MHz)	Reading (dBuV/m)	Correct dB/m	Result (dBuV/m)	Limit (dBuV/m)	Margin (dB)	Remark
1	1123.844	56.03	-14.04	41.99	74.00	-32.01	peak
2	1498.927	53.83	-12.71	41.12	74.00	-32.88	peak
3	1751.412	52.79	-11.89	40.90	74.00	-33.10	peak
4	2251.158	50.95	-8.36	42.59	74.00	-31.41	peak
5	2750.749	47.93	-8.04	39.89	74.00	-34.11	peak
6	5673.192	45.62	0.91	46.53	74.00	-27.47	peak

Note: 1. Measurement = Reading Level + Correct Factor.  
 2. If Peak Result complies with AV limit, AV Result is deemed to comply with AV limit.  
 3. Peak: Peak detector.



**7-18GHz**



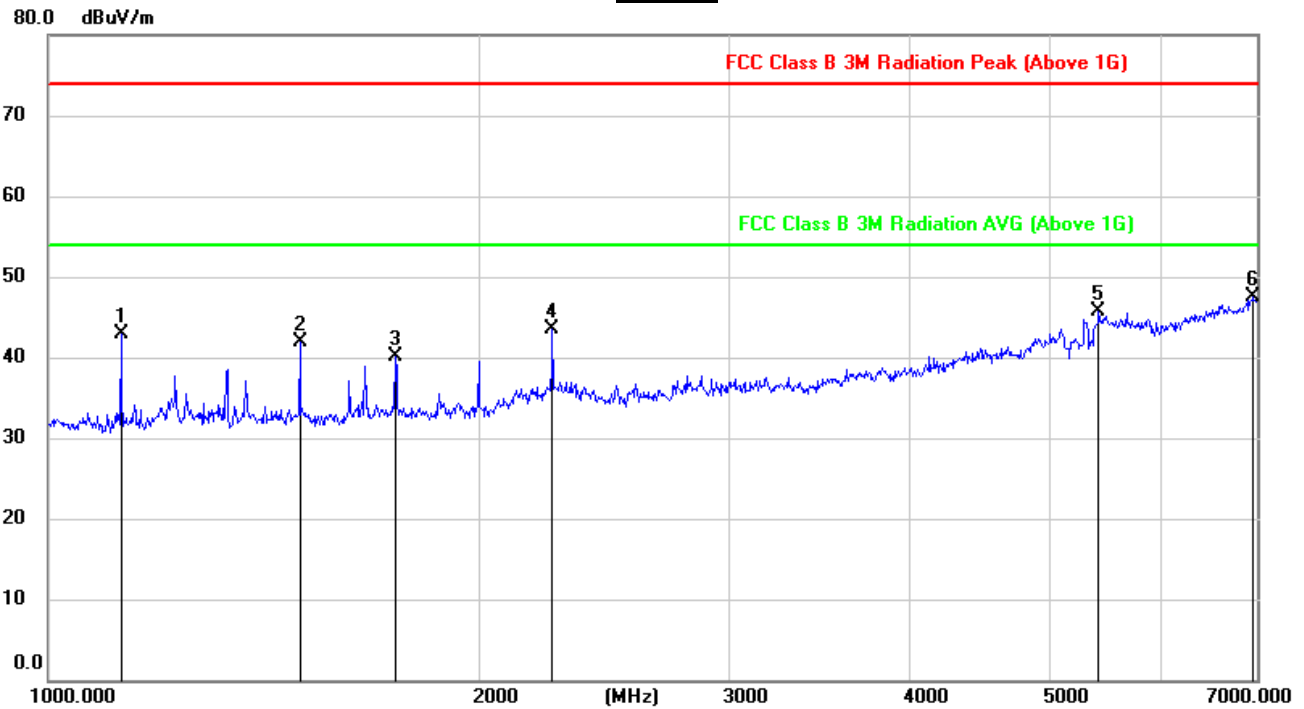
No.	Frequency (MHz)	Reading (dBuV/m)	Correct (dB/m)	Result (dBuV/m)	Limit (dBuV/m)	Margin (dB)	Remark
1	11331.490	34.39	13.50	47.89	74.00	-26.11	peak
2	11845.822	33.98	14.72	48.70	74.00	-25.30	peak
3	13217.382	33.08	17.33	50.41	74.00	-23.59	peak
4	14027.699	32.57	18.47	51.04	74.00	-22.96	peak
5	14390.012	32.81	18.32	51.13	74.00	-22.87	peak
6	17797.148	27.34	24.61	51.95	74.00	-22.05	peak

Note: 1. Measurement = Reading Level + Correct Factor.  
2. If Peak Result complies with AV limit, AV Result is deemed to comply with AV limit.  
3. Peak: Peak detector.



**HARMONICS AND SPURIOUS EMISSIONS HIGH CHANNEL**

**HORIZONTAL RESULTS**  
**1-7GHz**

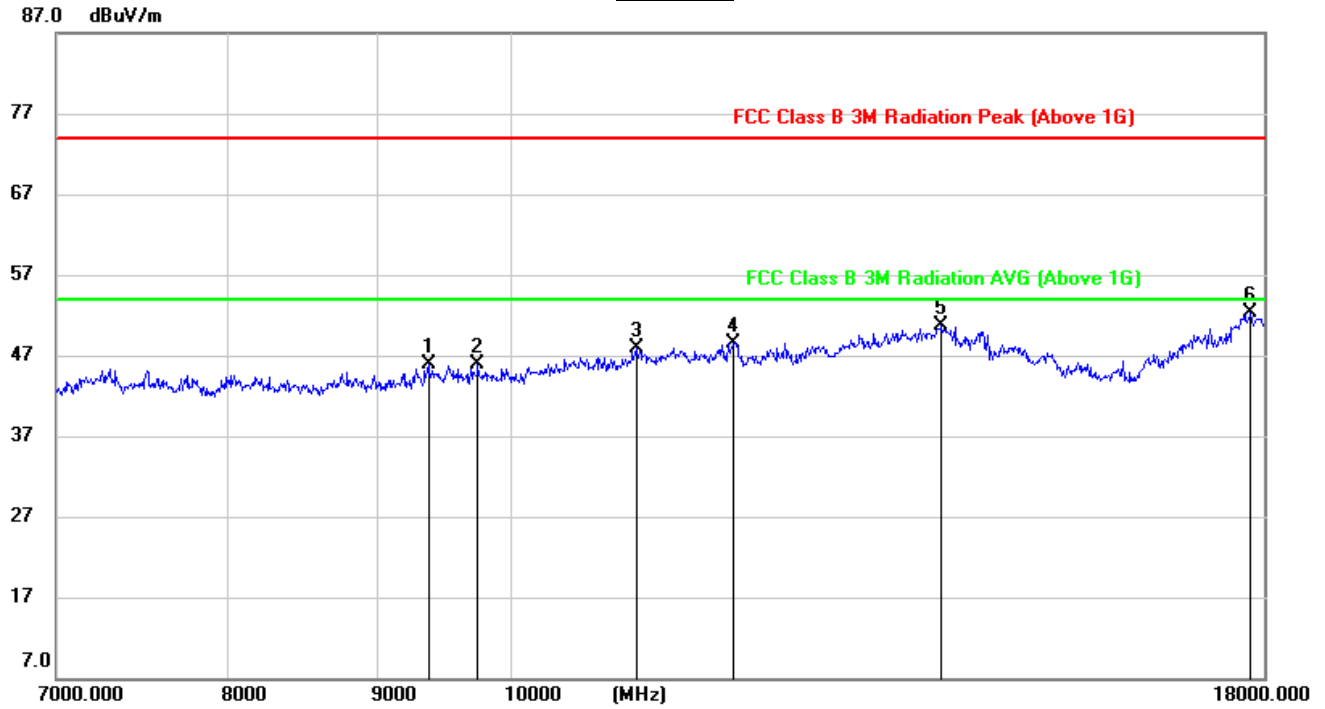


No.	Frequency (MHz)	Reading (dBuV/m)	Correct dB/m	Result (dBuV/m)	Limit (dBuV/m)	Margin (dB)	Remark
1	1123.844	56.77	-13.79	42.98	74.00	-31.02	peak
2	1498.927	54.48	-12.61	41.87	74.00	-32.13	peak
3	1751.412	51.97	-11.89	40.08	74.00	-33.92	peak
4	2251.158	51.92	-8.36	43.56	74.00	-30.44	peak
5	5435.447	45.06	0.57	45.63	74.00	-28.37	peak
6	6959.255	42.21	5.24	47.45	74.00	-26.55	peak

Note: 1. Measurement = Reading Level + Correct Factor.  
2. If Peak Result complies with AV limit, AV Result is deemed to comply with AV limit.  
3. Peak: Peak detector.



**HORIZONTAL RESULTS**  
**7-18GHz**



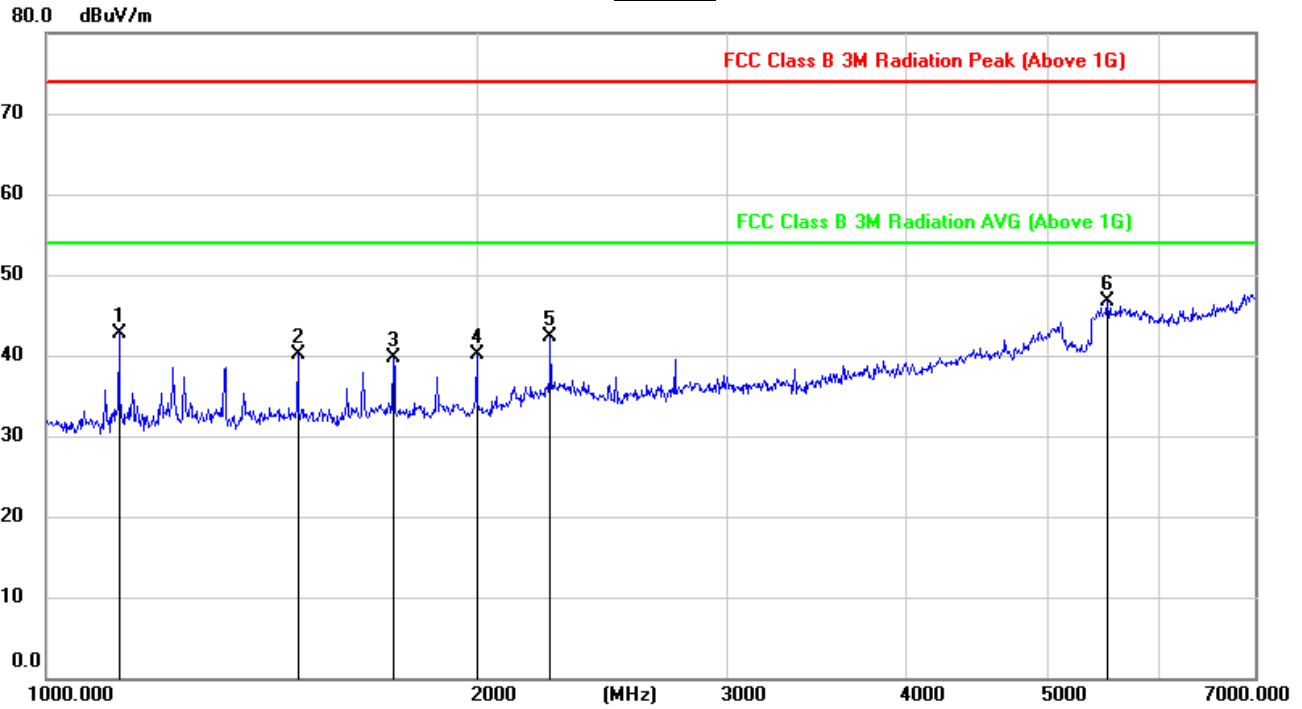
No.	Frequency (MHz)	Reading (dBuV/m)	Correct dB/m	Result (dBuV/m)	Limit (dBuV/m)	Margin (dB)	Remark
1	9372.209	36.35	9.46	45.81	74.00	-28.19	peak
2	9733.049	36.09	9.91	46.00	74.00	-28.00	peak
3	11025.339	35.11	12.83	47.94	74.00	-26.06	peak
4	11890.659	33.42	15.06	48.48	74.00	-25.52	peak
5	13988.010	32.13	18.49	50.62	74.00	-23.38	peak
6	17813.965	27.97	24.25	52.22	74.00	-21.78	peak

Note: 1. Measurement = Reading Level + Correct Factor.  
2. If Peak Result complies with AV limit, AV Result is deemed to comply with AV limit.  
3. Peak: Peak detector.





**VERTICAL RESULTS**  
**1-7GHz**

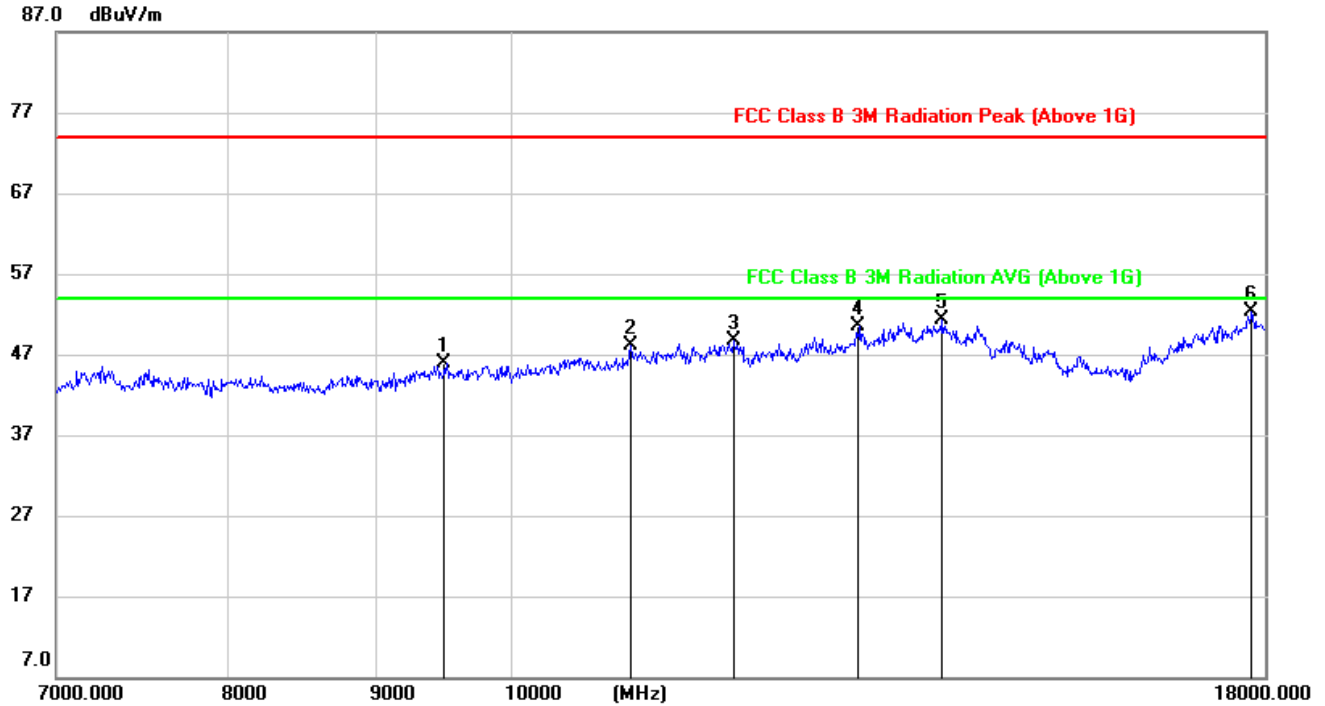


No.	Frequency (MHz)	Reading (dBuV/m)	Correct dB/m	Result (dBuV/m)	Limit (dBuV/m)	Margin (dB)	Remark
1	1123.844	56.75	-14.04	42.71	74.00	-31.29	peak
2	1498.927	52.85	-12.71	40.14	74.00	-33.86	peak
3	1751.412	51.54	-11.89	39.65	74.00	-34.35	peak
4	1999.194	51.25	-11.21	40.04	74.00	-33.96	peak
5	2251.158	50.63	-8.36	42.27	74.00	-31.73	peak
6	5520.725	45.63	1.00	46.63	74.00	-27.37	peak

- Note: 1. Measurement = Reading Level + Correct Factor.  
 2. If Peak Result complies with AV limit, AV Result is deemed to comply with AV limit.  
 3. Peak: Peak detector.



**7-18GHz**



No.	Frequency (MHz)	Reading (dBuV/m)	Correct dB/m	Result (dBuV/m)	Limit (dBuV/m)	Margin (dB)	Remark
1	9496.955	36.03	9.80	45.83	74.00	-28.17	peak
2	10963.038	35.47	12.60	48.07	74.00	-25.93	peak
3	11879.434	33.88	14.74	48.62	74.00	-25.38	peak
4	13117.892	33.95	16.61	50.56	74.00	-23.44	peak
5	13988.010	32.78	18.59	51.37	74.00	-22.63	peak
6	17813.965	27.92	24.42	52.34	74.00	-21.66	peak

Note: 1. Measurement = Reading Level + Correct Factor.  
 2. If Peak Result complies with AV limit, AV Result is deemed to comply with AV limit.  
 3. Peak: Peak detector.

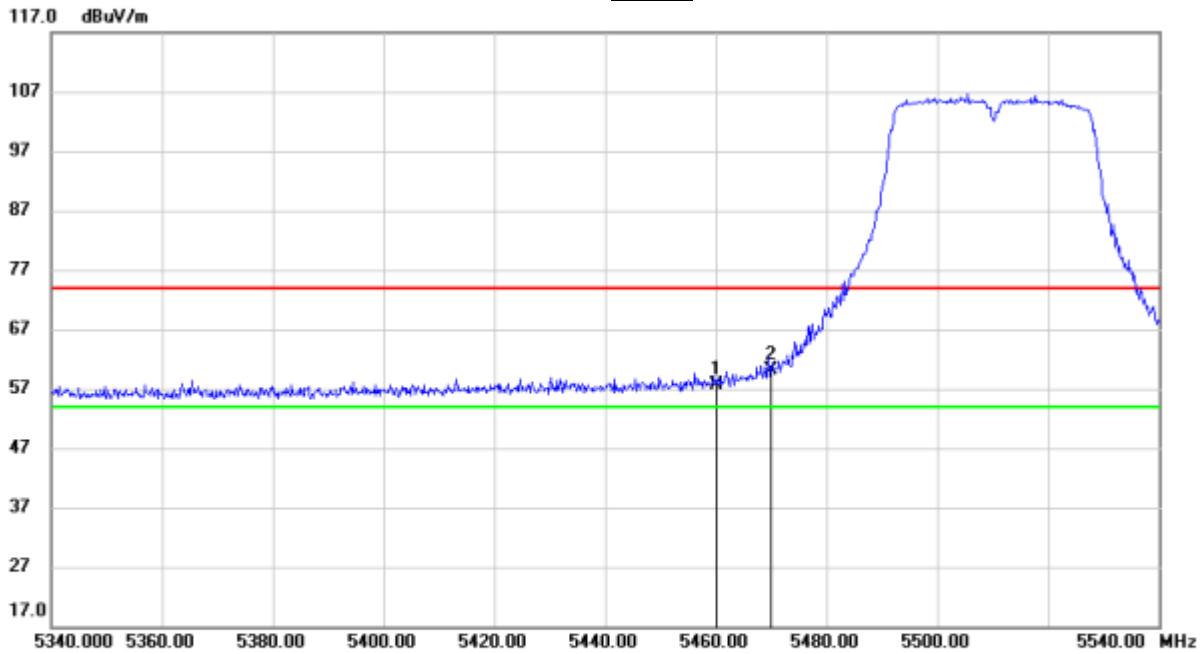


### 7.3.2. UNII-2C BAND

#### 1TX Mode

#### RESTRICTED BANDEDGE LOW CHANNEL

#### HORIZONTAL RESULTS PEAK

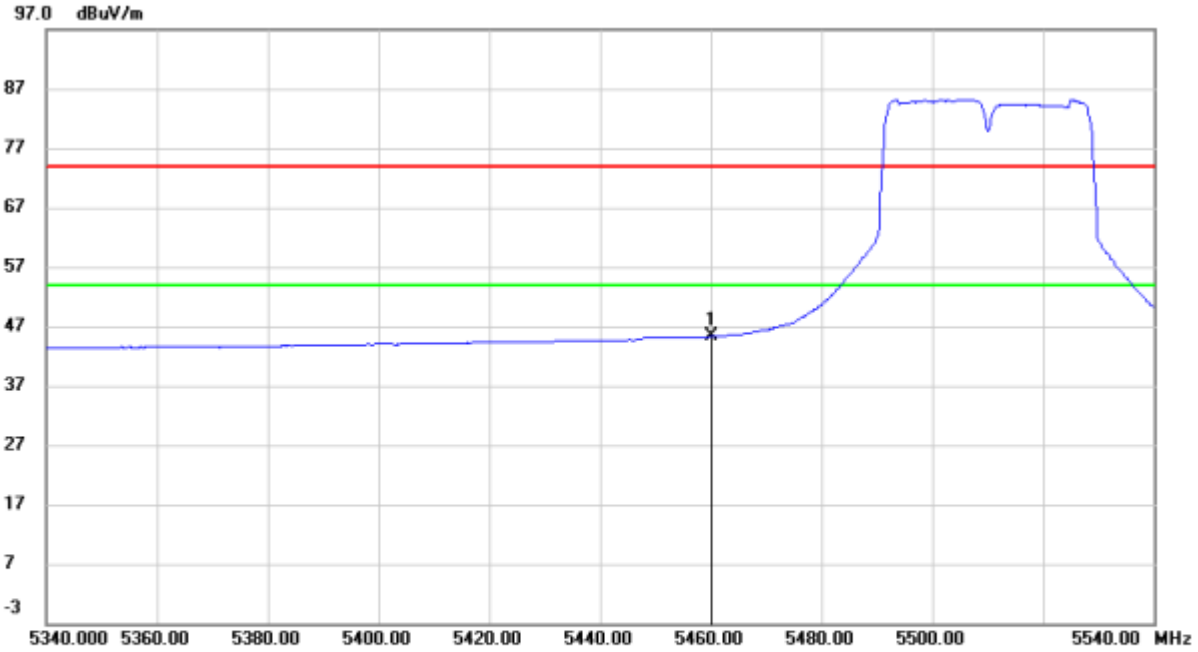


No.	Mk.	Freq. MHz	Reading Level dBuV	Correct Factor dB	Measure- ment dBuV/m	Limit dBuV/m	Margin dB	Antenna Height cm	Table Degree degree	Comment
1		5460.000	16.40	41.26	57.66	74.00	-16.34			peak
2	*	5470.000	18.70	41.33	60.03	74.00	-13.97			peak

Note: 1. Measurement = Reading Level + Correct Factor.  
2. If Peak Result complies with AV limit, AV Result is deemed to comply with AV limit.  
3. Peak: Peak detector.



**AVG**

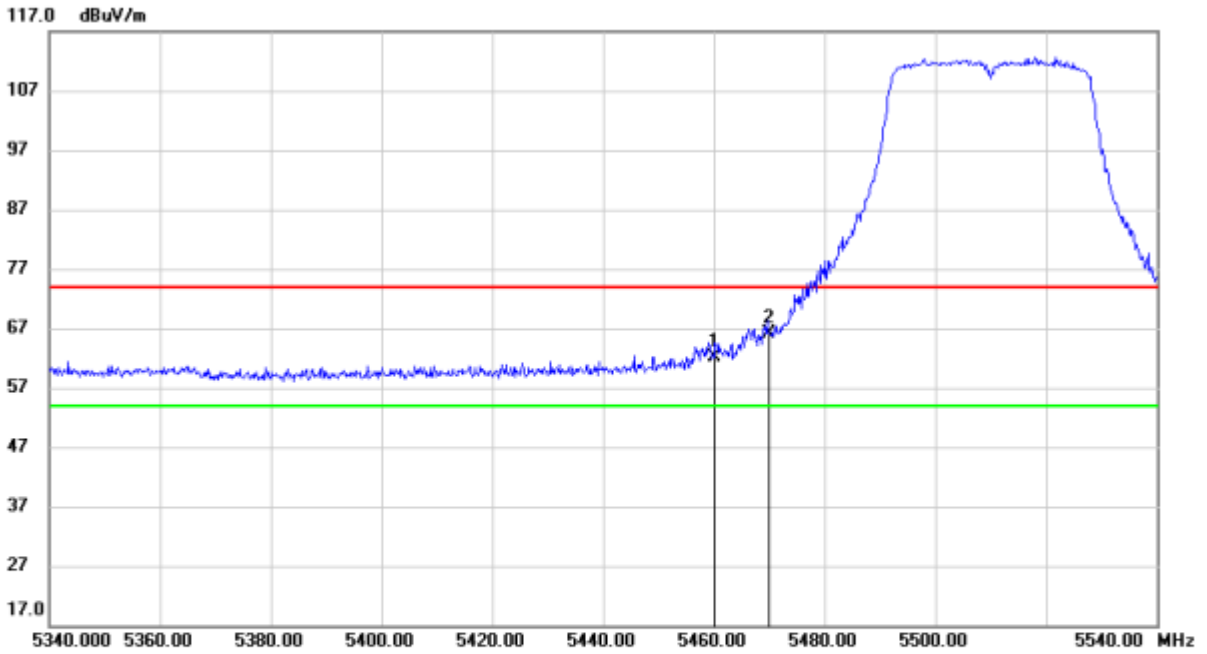


No.	Mk.	Freq.	Reading Level	Correct Factor	Measurement	Limit	Margin	Antenna Height	Table Degree	Comment
		MHz	dBuV	dB	dBuV/m	dBuV/m	dB	cm	degree	
1	*	5460.000	4.03	41.26	45.29	74.00	-28.71			peak

- Note: 1. Measurement = Reading Level + Correct Factor  
 2. AVG: VBW=1/T, (For the value of 1/T, please refer to the table on page 18).  
 3. For duty cycle, please refer to clause 6.1.



**VERTICAL RESULTS**  
**PEAK**

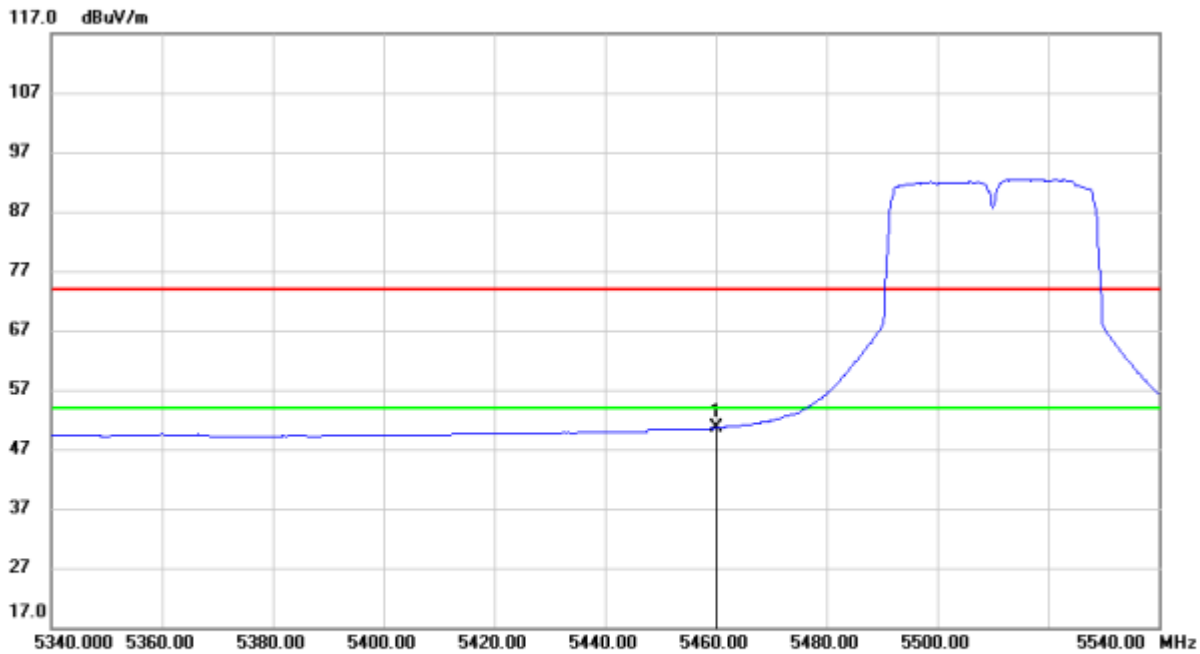


No. Mk.	Freq. MHz	Reading Level dBuV	Correct Factor dB	Measure- ment dBuV/m	Limit dBuV/m	Margin dB	Detector	Antenna Height cm	Table Degree degree	Comment
1	5460.000	20.85	41.26	62.11	74.00	-11.89	peak			
2 *	5470.000	24.86	41.33	66.19	74.00	-7.81	peak			

- Note: 1. Measurement = Reading Level + Correct Factor.  
 2. If Peak Result complies with AV limit, AV Result is deemed to comply with AV limit.  
 3. Peak: Peak detector.



**AVG**



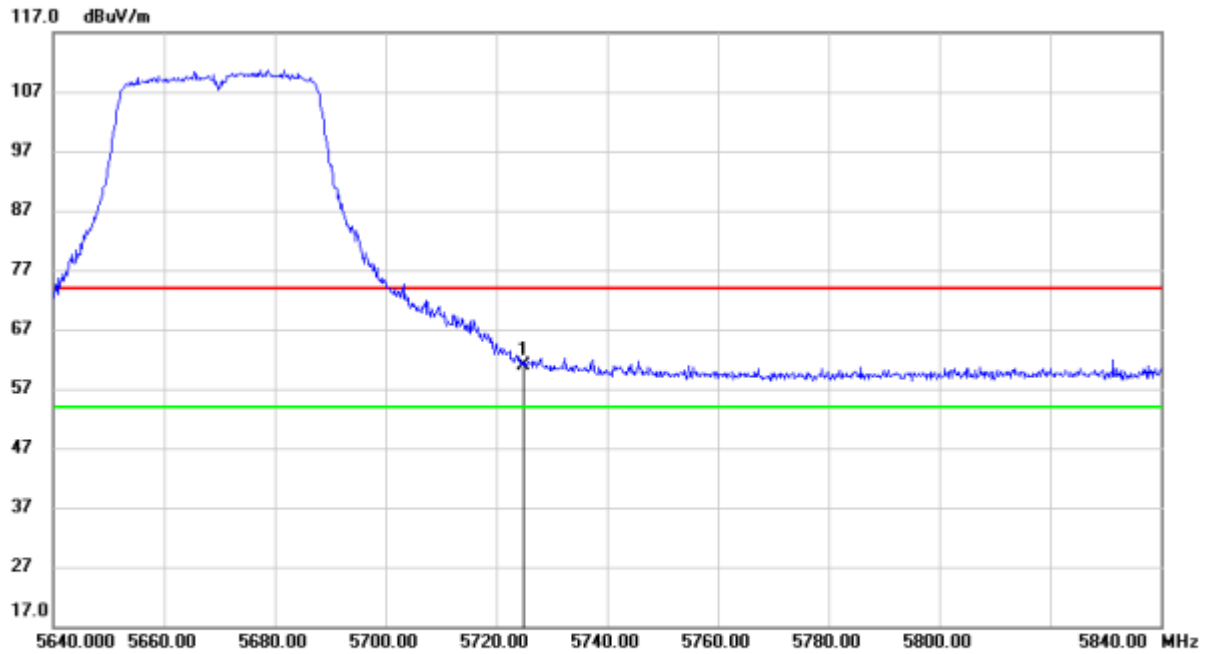
No.	Mk.	Freq.	Reading Level	Correct Factor	Measurement	Limit	Margin	Antenna Height	Table Degree	
		MHz	dBuV	dB	dBuV/m	dBuV/m	dB	cm	degree	Comment
1	*	5460.000	9.28	41.26	50.54	54.00	-3.46	AVG		

- Note:
1. Measurement = Reading Level + Correct Factor
  2. AVG: VBW=1/T, (For the value of 1/T, please refer to the table on page 18).
  3. For duty cycle, please refer to clause 6.1.



**BANDEDGE HIGH CHANNEL**

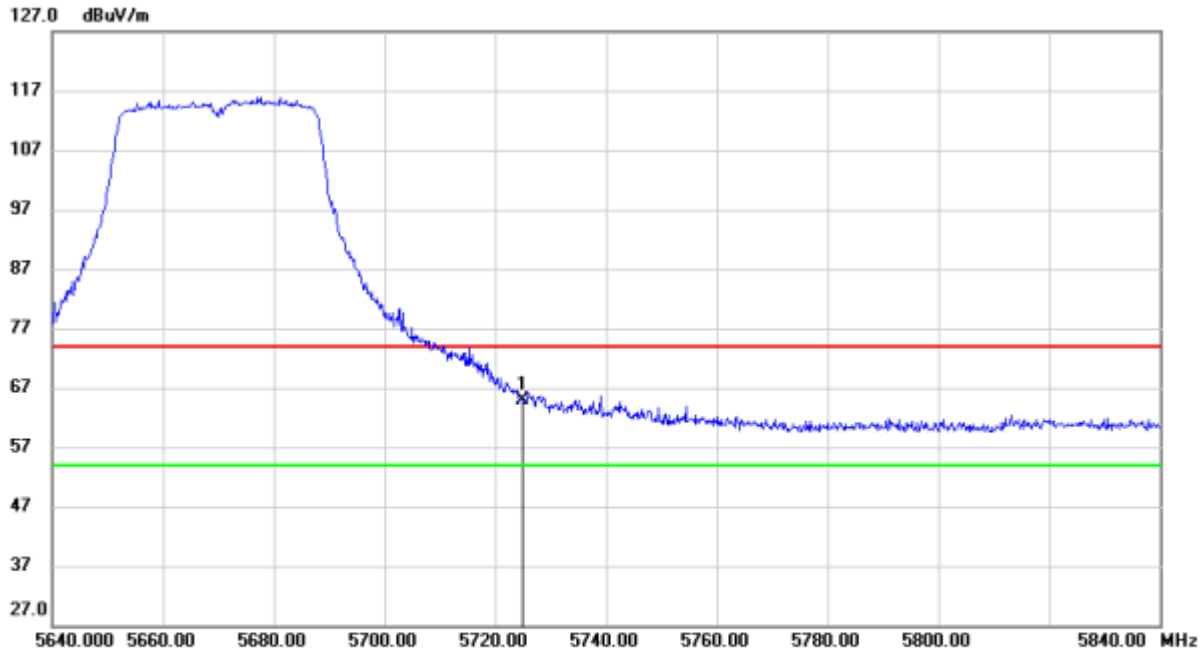
**HORIZONTAL RESULTS**  
**PEAK**



No.	Mk.	Freq.	Reading Level	Correct Factor	Measurement	Limit	Margin	Antenna Height	Table Degree	
		MHz	dBuV	dB	dBuV/m	dBuV/m	dB	cm	degree	Comment
1	*	5725.000	19.39	41.39	60.78	74.00	-13.22			peak



**VERTICAL RESULTS**  
**PEAK**



No.	Mk.	Freq.	Reading Level	Correct Factor	Measurement	Limit	Margin	Antenna Height	Table Degree	
		MHz	dBuV	dB	dBuV/m	dBuV/m	dB	cm	degree	Comment
1	*	5725.000	23.28	41.49	64.77	74.00	-9.23			peak

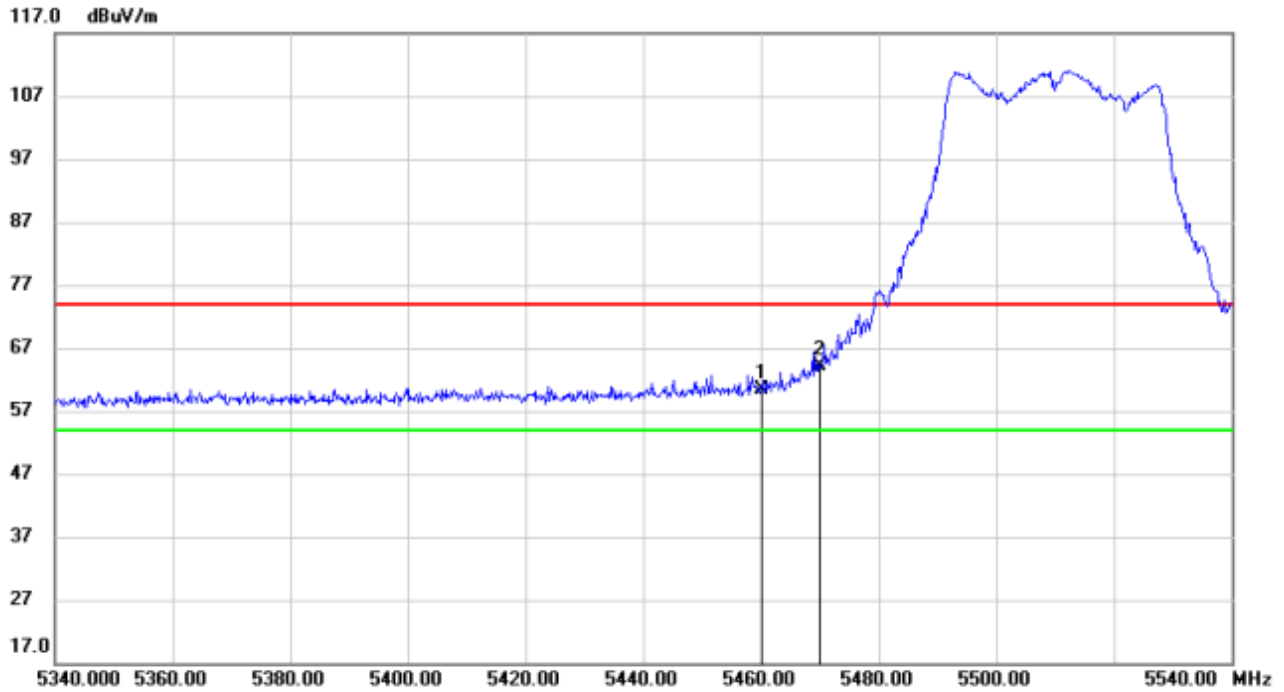




**2TX Mode**

**RESTRICTED BANDEDGE LOW CHANNEL**

**HORIZONTAL RESULTS**  
**PEAK**

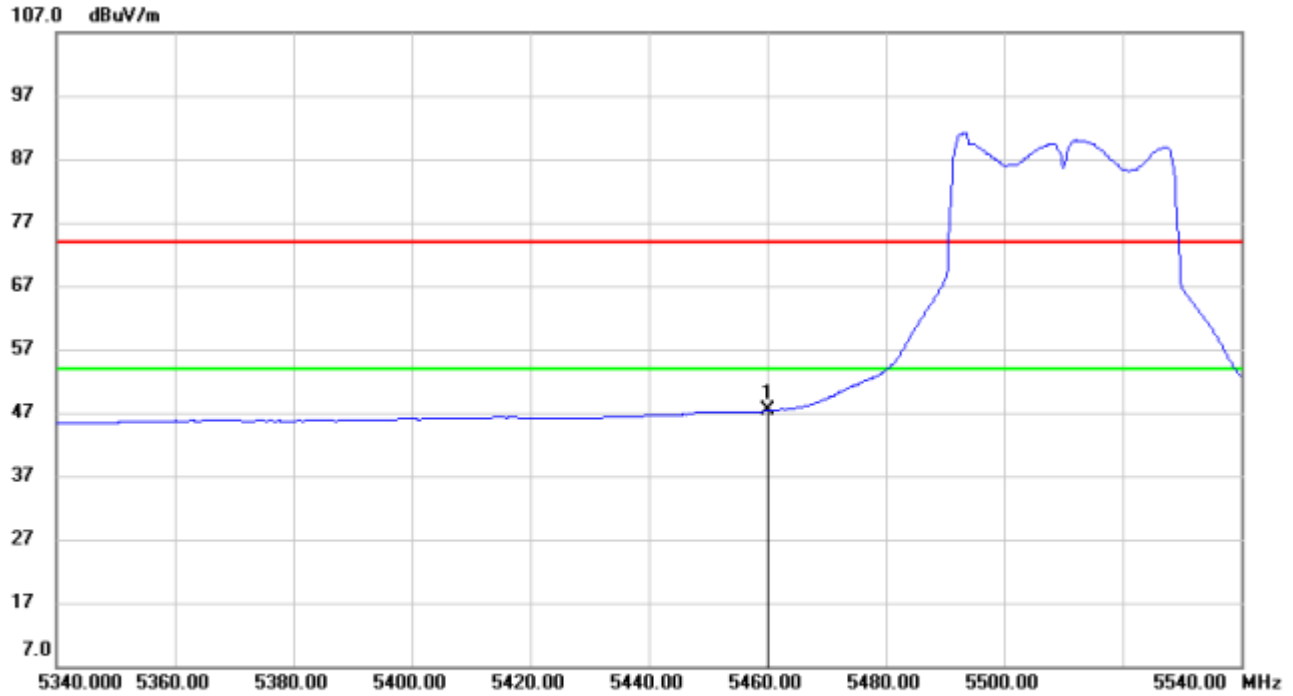


No.	Mk.	Freq. MHz	Reading Level dBuV	Correct Factor dB	Measure- ment dBuV/m	Limit dBuV/m	Margin dB	Detector	Antenna Height cm	Table Degree	Comment
1		5460.000	19.07	41.26	60.33	74.00	-13.67	peak			
2	*	5470.000	22.77	41.33	64.10	74.00	-9.90	peak			

Note: 1. Measurement = Reading Level + Correct Factor.  
2. If Peak Result complies with AV limit, AV Result is deemed to comply with AV limit.  
3. Peak: Peak detector.



**AVG**

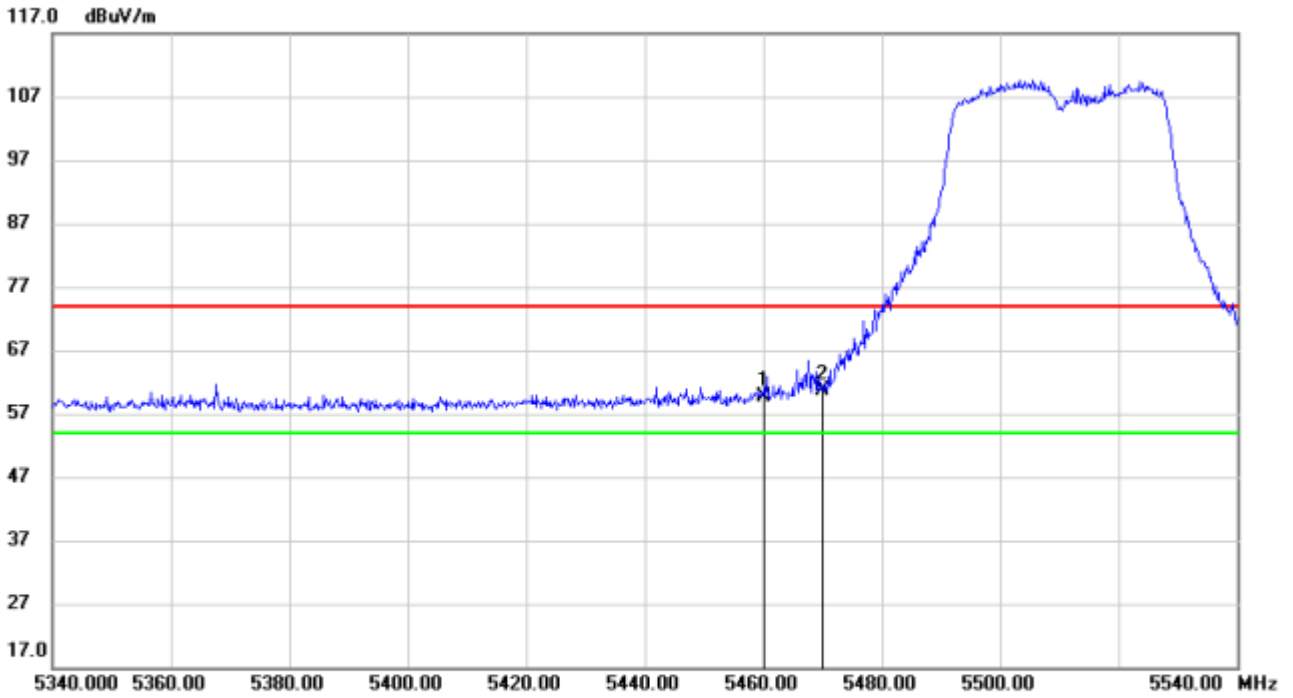


No.	Mk.	Freq.	Reading Level	Correct Factor	Measurement	Limit	Margin	Antenna Height	Table Degree	
		MHz	dBuV	dB	dBuV/m	dBuV/m	dB	cm	degree	Comment
1	*	5460.000	6.05	41.26	47.31	54.00	-6.69			AVG

Note: 1. Measurement = Reading Level + Correct Factor  
 2. AVG: VBW=1/T, (For the value of 1/T, please refer to the table on page 18).  
 3. For duty cycle, please refer to clause 6.1.



**VERTICAL RESULTS**  
**PEAK**

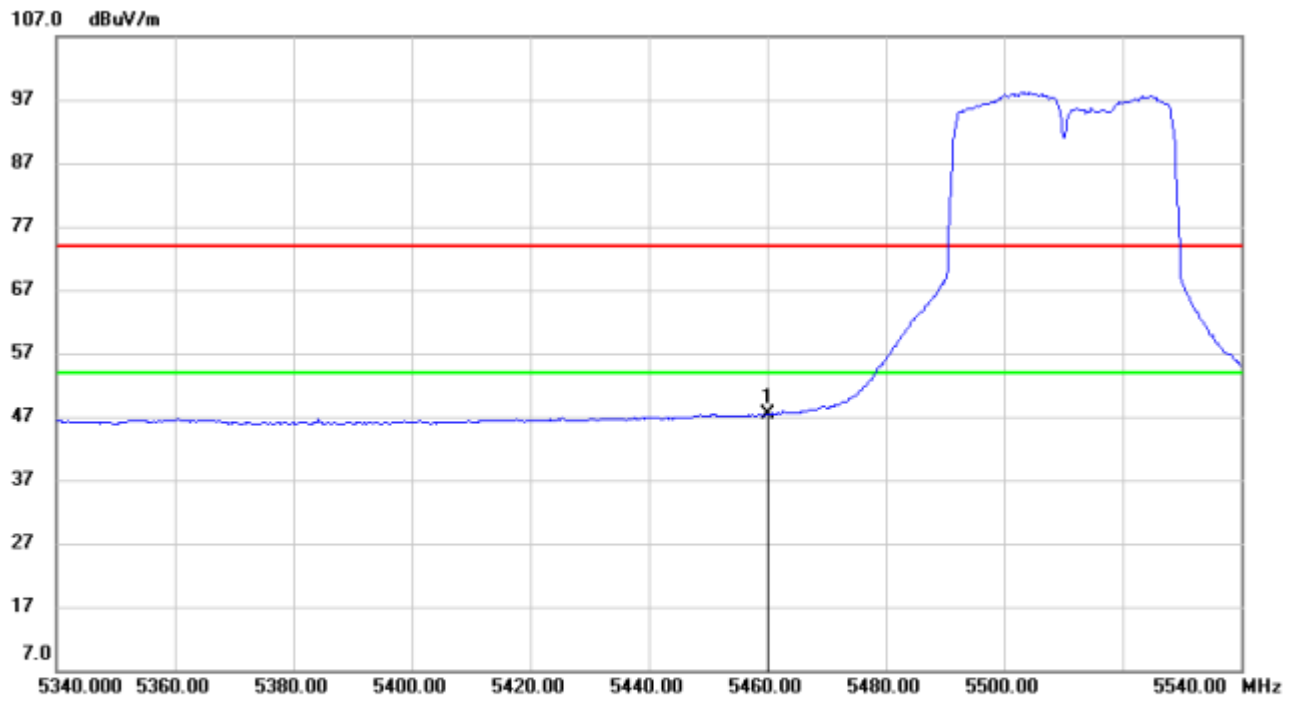


No.	Mk.	Freq.	Reading Level	Correct Factor	Measurement	Limit	Margin	Antenna Height	Table Degree	
		MHz	dBuV	dB	dBuV/m	dBuV/m	dB	cm	degree	Comment
1		5460.000	18.47	41.26	59.73	74.00	-14.27			peak
2	*	5470.000	19.29	41.33	60.62	74.00	-13.38			peak

Note: 1. Measurement = Reading Level + Correct Factor.  
2. If Peak Result complies with AV limit, AV Result is deemed to comply with AV limit.  
3. Peak: Peak detector.



**AVG**



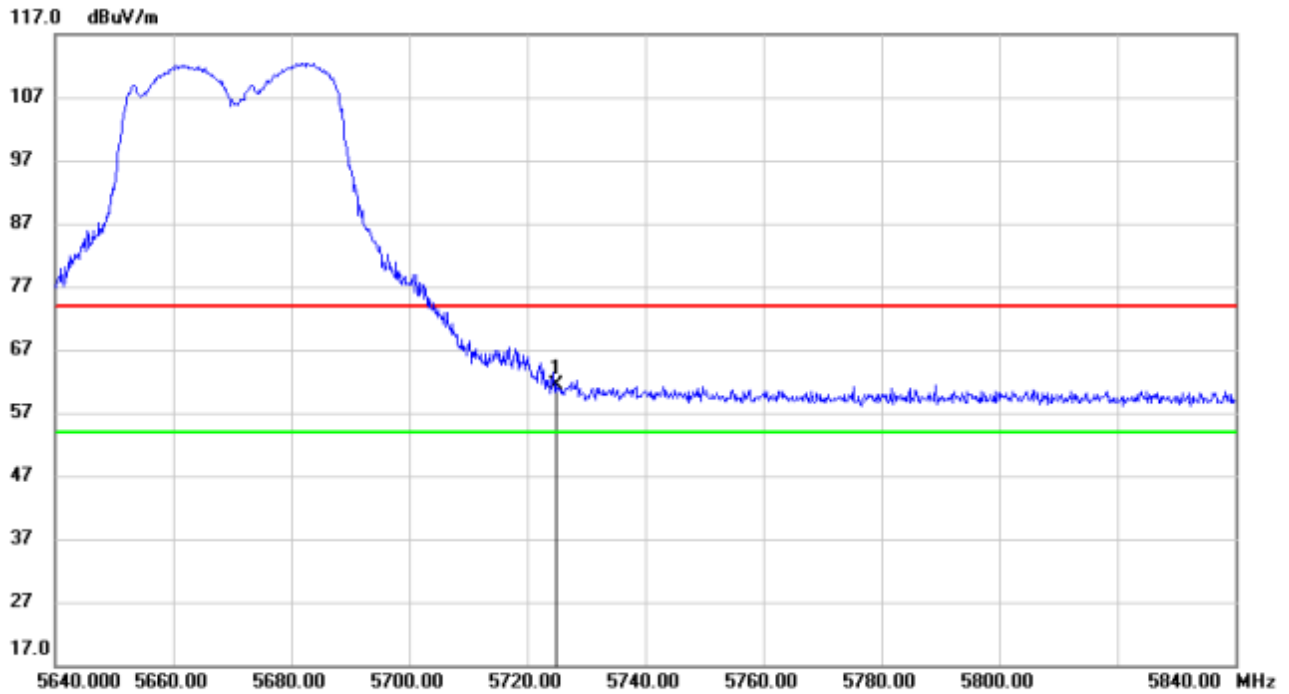
No.	Mk.	Freq.	Reading Level	Correct Factor	Measurement	Limit	Margin	Antenna Height	Table Degree	Comment
		MHz	dBuV	dB	dBuV/m	dBuV/m	dB	cm	degree	
1	*	5460.000	6.13	41.26	47.39	54.00	-6.61			AVG

- Note: 1. Measurement = Reading Level + Correct Factor  
 2. AVG: VBW=1/T, (For the value of 1/T, please refer to the table on page 18).  
 3. For duty cycle, please refer to clause 6.1.



**BANDEDGE HIGH CHANNEL**

**HORIZONTAL RESULTS**  
**PEAK**



No.	Mk.	Freq.	Reading Level	Correct Factor	Measurement	Limit	Margin	Antenna Height	Table Degree	
		MHz	dBuV	dB	dBuV/m	dBuV/m	dB	cm	degree	Comment
1	*	5725.000	19.88	41.39	61.27	74.00	-12.73			peak