



RF TEST REPORT

Applicant Huawei Technologies Co., Ltd.
FCC ID QISAP6150DN
Product Wireless LAN Access Point
Model AP6150DN
Report No. R1803H0033-R6V2
Issue Date July 13, 2018

TA Technology (Shanghai) Co., Ltd. tested the above equipment in accordance with the requirements in **FCC CFR47 Part 15E (2018)**. The test results show that the equipment tested is capable of demonstrating compliance with the requirements as documented in this report.

Performed by: Zhengqiang Zhou

Approved by: Kai Xu

TA Technology (Shanghai) Co., Ltd.

No.145, Jintang Rd, Tangzhen Industry Park, Pudong Shanghai, China

TEL: +86-021-50791141/2/3

FAX: +86-021-50791141/2/3-8000



TABLE OF CONTENT

1. Test Laboratory	4
1.1. Notes of the test report.....	4
1.2. Test facility	4
1.3. Testing Location.....	5
2. General Description of Equipment under Test.....	6
3. Applied Standards	10
4. DFS Technical Requirements and Radar Test Waveforms	11
4.1. DFS Overview	11
4.2. DFS Detection Thresholds	12
4.3. RADAR TEST WAVEFORMS	13
4.4. Test set-ups	16
5. Test Case Results	18
5.1. U-NII Detection Bandwidth	18
5.2. Channel Availability Check Time.....	27
5.3. In-Service Monitoring for Channel Move Time, Channel Closing Transmission Time and Non-Occupancy Period.....	33
5.4. Statistical Performance Check	38
6. Main Test Instruments.....	109
ANNEX A: EUT Appearance and Test Setup	110
A.1 EUT Appearance	110

Summary of measurement results

Number	Summary of measurements of results	Clause in FCC rules	Verdict
1	DFS Detection Threshold	15.407/KDB 905462 5.2	pass
2	U-NII Detection Bandwidth	15.407/KDB 905462 7.8.1	pass
3	Channel Availability Check Time	15.407/KDB 905462 7.8.2	pass
4	In-Service Monitoring for Channel Move Time	15.407/KDB 905462 7.8.3	pass
5	In-Service Monitoring for Channel Closing Transmission Time	15.407/KDB 905462 7.8.3	pass
6	In-Service Monitoring for Non-Occupancy Period(NOP)	15.407/KDB 905462 7.8.3	pass
7	Statistical Performance Check	15.407/KDB 905462 7.8.4	pass

Date of Testing: March 15, 2018~ April 8, 2018

1. Test Laboratory

1.1. Notes of the test report

This report shall not be reproduced in full or partial, without the written approval of **TA technology (shanghai) co., Ltd.** The results documented in this report apply only to the tested sample, under the conditions and modes of operation as described herein. Measurement Uncertainties were not taken into account and are published for informational purposes only. This report is written to support regulatory compliance of the applicable standards stated above.

1.2. Test facility

CNAS (accreditation number: L2264)

TA Technology (Shanghai) Co., Ltd. has obtained the accreditation of China National Accreditation Service for Conformity Assessment (CNAS).

FCC (Designation number: CN1179, Test Firm Registration Number: 446626)

TA Technology (Shanghai) Co., Ltd. has been listed on the US Federal Communications Commission list of test facilities recognized to perform electromagnetic emissions measurements.

IC (recognition number is 8510A)

TA Technology (Shanghai) Co., Ltd. has been listed by industry Canada to perform electromagnetic emission measurement.

VCCI (recognition number is C-4595, T-2154, R-4113, G-10766)

TA Technology (Shanghai) Co., Ltd. has been listed by industry Japan to perform electromagnetic emission measurement.

A2LA (Certificate Number: 3857.01)

TA Technology (Shanghai) Co., Ltd. has been listed by American Association for Laboratory Accreditation to perform electromagnetic emission measurement.



1.3. Testing Location

Company: TA Technology (Shanghai) Co., Ltd.
Address: No.145, Jintang Rd, Tangzhen Industry Park, Pudong
City: Shanghai
Post code: 201201
Country: P. R. China
Contact: Xu Kai
Telephone: +86-021-50791141/2/3
Fax: +86-021-50791141/2/3-8000
Website: <http://www.ta-shanghai.com>
E-mail: xukai@ta-shanghai.com











2. General Description of Equipment under Test

Client Information


Applicant	Huawei Technologies Co., Ltd.
Applicant address	Administration Building, Headquarters of Huawei Technologies Co., Ltd., Bantian, Longgang District, Shenzhen, 518129 P.R.China
Manufacturer	Huawei Technologies Co., Ltd.
Manufacturer address	Administration Building, Headquarters of Huawei Technologies Co., Ltd., Bantian, Longgang District, Shenzhen, 518129 P.R.China

General information

EUT Description	
Model	AP6150DN
IMEI	024VWS10J2800003Y2
Hardware Version	VA
Software Version	V200R009C00B905
Power Supply	DC Adapter/ Powered over Ethernet
Antenna Type	External Antenna
Test Mode(s)	U-NII-2A(5250MHz-5350MHz) U-NII-2C(5470MHz-5725MHz with 5600MHz -5650MHz)
Modulation Type	802.11a(HT20) : OFDM 802.11n(HT20/HT40) : OFDM 802.11ac (VHT20/VHT40/VHT80/ VHT80+80):OFDM
Operating Mode	<input checked="" type="checkbox"/> Master <input type="checkbox"/> Client with radar detection <input type="checkbox"/> Client without radar detection
Operating Frequency Range(s)	U-NII-2A: 5250MHz-5350MHz U-NII-2C: 5470MHz-5725MHz with 5600MHz -5650MHz
EUT Accessory	
POE Adapter 1	Manufacturer: Dongguan Shilong Fuhua Electronic Co., Ltd. Model: PoE35-54A Input voltage: 100-240 V/50-60 Hz,1.0A Output voltage: -48V $\overline{\overline{=}}$ 0.65 A
POE Adapter 2	Manufacturer: Shenzhen Huntkey Electric Co., Ltd. Model: PoE35-54A Input voltage: 100-240 V/50-60 Hz 1.0A Output voltage: -48 V $\overline{\overline{=}}$ 0.65 A
DC Adapter 1	Manufacturer: Shenzhen Huntkey Electric Co., Ltd. Model: HKA02412020-3K

	<p>Input voltage: 100-240 V/50-60 Hz 0.8A Output voltage: 12 V  2.0 A</p>
DC Adapter 2	<p>Manufacturer: Dongguan Shilong Fuhua Electronic Co., Ltd. Model: HW-120200E1W Input voltage: 100-240 V/50-60 Hz 0.8A Output voltage: 12 V  2.0 A</p>
DC Adapter 3	<p>Manufacturer: Shenzhen Huntkey Electric Co., Ltd. Model: HKA02412020-4K Input voltage: 100-240 V/50-60 Hz 0.8A Output voltage: 12 V  2.0 A</p>
DC Adapter 4	<p>Manufacturer: Dongguan Shilong Fuhua Electronic Co., Ltd. Model: HW-120200B1W Input voltage: 100-240 V/50-60 Hz 0.8A Output voltage: 12 V  2.0 A</p>
DC Adapter 5	<p>Manufacturer: Shenzhen Huntkey Electric Co., Ltd. Model: HKA02412020-1K Input voltage: 100-240 V/50-60 Hz 0.8A Output voltage: 12 V  2.0 A</p>
DC Adapter 6	<p>Manufacturer: Dongguan Shilong Fuhua Electronic Co., Ltd. Model: HW-120200C1W Input voltage: 100-240 V/50-60 Hz 0.8A Output voltage: 12 V  2.0 A</p>
DC Adapter 7	<p>Manufacturer: Shenzhen Huntkey Electric Co., Ltd. Model: HW-120200A1W Input voltage: 100-240 V/50-60 Hz 0.8A Output voltage: 12 V  2.0 A</p>
DC Adapter 8	<p>Manufacturer: Shenzhen Huntkey Electric Co., Ltd. Model: HW-120200U1W Input voltage: 100-240 V/50-60 Hz 0.8A Output voltage: 12 V  2.0 A</p>
DC Adapter 9	<p>Manufacturer: Dongguan Shilong Fuhua Electronic Co., Ltd. Model: HW-120200U1W Input voltage: 100-240 V/50-60 Hz 0.8A Output voltage: 12 V  2.0 A</p>
DC Adapter 10	<p>Manufacturer: Shenzhen Huntkey Electric Co., Ltd. Model: HW-120200Z1W Input voltage: 100-240 V/50-60 Hz 0.8A Output voltage: 12 V  2.0 A</p>
DC Adapter 11	<p>Manufacturer: Shenzhen Huntkey Electric Co., Ltd. Model: HW-24-12AC8D Input voltage: 100-240 V/50-60 Hz 0.8A Output voltage: 12 V  2.0 A</p>
DC Adapter 12	<p>Manufacturer: Dongguan Shilong Fuhua Electronic Co., Ltd. Model: HW-24-12AC8D</p>



	Input voltage: 100-240 V/50-60 Hz 0.8A Output voltage: 12 V  2.0 A
Note: The information of the EUT is declared by the manufacturer.	

AP6050DN is all the same with AP6150DN except that the antenna of AP6050DN is inside the enclosure and antenna of AP6150DN is outside the enclosure.

Test values duplicated from **AP6050DN (R1803H0032-R6)** for **AP6150DN (R1803H0033-R6)**.

**Wireless Technology and Frequency Range**

Wireless Technology		Bandwidth	Channel	Frequency	
Wi-Fi	U-NII-2A	20 MHz	52	5260MHz	
			56	5280MHz	
			60	5300MHz	
			64	5320MHz	
		40 MHz	54	5270MHz	
			62	5310MHz	
		80 MHz	58	5290MHz	
		80+80 MHz	58+106	5290MHz + 5530MHz	
			58+122	5290MHz + 5610MHz	
			58+138	5290MHz + 5690MHz	
	U-NII-2C	20 MHz	100	5500MHz	
			104	5520MHz	
			108	5540MHz	
			112	5560MHz	
			116	5580MHz	
			120	5600MHz	
			124	5620MHz	
			128	5640MHz	
			132	5660MHz	
			136	5680MHz	
			140	5700MHz	
			144	5720MHz	
			40 MHz	102	5510MHz
				110	5550MHz
		118		5590MHz	
		126		5630MHz	
		134		5670MHz	
		142		5710MHz	
		80 MHz	106	5530MHz	
			122	5610MHz	
			138	5690MHz	
		80+80 MHz	106+122	5530MHz + 5610MHz	
106+138			5530MHz + 5690MHz		
122+138			5610MHz + 5690MHz		
Does this device support TPC Function? <input checked="" type="checkbox"/> Yes <input type="checkbox"/> No					
Does this device support TDWR Band? <input checked="" type="checkbox"/> Yes <input type="checkbox"/> No					



3. Applied Standards

According to the specifications of the manufacturer, it must comply with the requirements of the following standards:

FCC CFR47 Part 15E (2018) Unlicensed National Information Infrastructure Devices

FCC KDB 905462 D02UNII DFS Compliance Procedures New Rules v02

4. DFS Technical Requirements and Radar Test Waveforms

4.1. DFS Overview

Table 1 Applicability of DFS Requirements Prior to Use of a Channel

Requirement	Operational Mode		
	Master	Client Without Radar Detection	Client With Radar Detection
Non-Occupancy Period	Yes	Not required	Yes
DFS Detection Threshold	Yes	Not required	Yes
Channel Availability Check Time	Yes	Not required	Not required
U-NII Detection Bandwidth	Yes	Not required	Yes

Table 2 Applicability of DFS requirements during normal operation

Requirement	Operational Mode	
	Master Device or Client with Radar Detection	Client Without Radar Detection
DFS Detection Threshold	Yes	Not required
Channel Closing Transmission Time	Yes	Yes
Channel Move Time	Yes	Yes
U-NII Detection Bandwidth	Yes	Not required
Additional requirements for devices with multiple bandwidth modes	Master Device or Client with Radar Detection	Client Without Radar Detection
U-NII Detection Bandwidth	All BW modes must be tested	Not required
Statistical Performance Check	All BW modes must be tested	Not required
Channel Closing Transmission Time	Test using widest BW mode available	Test using the widest BW mode available for the link
Channel Move Time	Test using widest BW mode available	Test using the widest BW mode available for the link
All other tests	Any single BW mode	Not required
<p>Note: Frequencies selected for statistical performance check should include several frequencies within the radar detection bandwidth and frequencies near the edge of the radar detection bandwidth. For 802.11 devices it is suggested to select frequencies in each of the bonded 20 MHz channels and the channel center frequency.</p>		

4.2. DFS Detection Thresholds

Table 3 DFS Detection Thresholds for Master Devices and Client Devices with Radar Detection

Maximum Transmit Power	Value (See Notes 1, 2, and 3)
EIRP ≥ 200 milliwatt	-64 dBm
EIRP < 200 milliwatt and power spectral density < 10 dBm/MHz	-62 dBm
EIRP < 200 milliwatt that do not meet the power spectral density requirement	-64 dBm

Note 1: This is the level at the input of the receiver assuming a 0 dBi receive antenna.

Note 2: Throughout these test procedures an additional 1 dB has been added to the amplitude of the test transmission waveforms to account for variations in measurement equipment. This will ensure that the test signal is at or above the detection threshold level to trigger a DFS response.

Note3: EIRP is based on the highest antenna gain. For MIMO devices refer to KDB Publication 662911 D01.

Table 4 DFS Response Requirement Values

Parameter	Value
Non-occupancy period	Minimum 30 minutes
Channel Availability Check Time	60 seconds
Channel Move Time	10 seconds See Note 1.
Channel Closing Transmission Time	200 milliseconds + an aggregate of 60 milliseconds over remaining 10 second period. See Notes 1 and 2.
U-NII Detection Bandwidth	Minimum 100% of the U-NII 99% transmission power bandwidth. See Note 3.

Note 1: Channel Move Time and the Channel Closing Transmission Time should be performed with Radar Type 0. The measurement timing begins at the end of the Radar Type 0 burst.

Note 2: The Channel Closing Transmission Time is comprised of 200 milliseconds starting at the beginning of the Channel Move Time plus any additional intermittent control signals required to facilitate a Channel move (an aggregate of 60 milliseconds) during the remainder of the 10 second period. The aggregate duration of control signals will not count quiet periods in between transmissions.

Note 3: During the U-NII Detection Bandwidth detection test, radar type 0 should be used. For each frequency step the minimum percentage of detection is 90 percent. Measurements are performed with no data traffic

4.3. RADAR TEST WAVEFORMS

Table 5 Short Pulse Radar Test Waveforms

Radar Type	Pulse Width (μsec)	PRI (μsec)	Number of Pulses	Minimum Percentage of Successful Detection	Minimum Number of Trials
0	1	1428	18	See Note 1	See Note 1
1	1	Test A: 15 unique PRI values randomly selected from the list of 23 PRI values in Table 5a	Roundup	60%	30
		Test B: 15 unique PRI values randomly selected within the range of 518-3066 μsec, with a minimum increment of 1 μsec, excluding PRI values selected in Test A			
2	1-5	150-230	23-29	60%	30
3	6-10	200-500	16-18	60%	30
4	11-20	200-500	12-16	60%	30
Aggregate (Radar Types 1-4)				80%	120
<p>Note 1: Short Pulse Radar Type 0 should be used for the detection bandwidth test, channel move time, and channel closing time tests.</p>					

Table 5a Pulse Repetition Intervals Values for Test A

Pulse Repetition Frequency Number	Pulse Repetition Frequency (Pulses Per Second)	Pulse Repetition Interval (Microseconds)
1	1930.5	518
2	1858.7	538
3	1792.1	558
4	1730.1	578
5	1672.2	598
6	1618.1	618
7	1567.4	638
8	1519.8	658
9	1474.9	678
10	1432.7	698
11	1392.8	718
12	1355	738
13	1319.3	758
14	1285.3	778
15	1253.1	798
16	1222.5	818
17	1193.3	838
18	1165.6	858
19	1139	878
20	1113.6	898
21	1089.3	918
22	1066.1	938
23	326.2	3066

The aggregate is the average of the percentage of successful detections of Short Pulse Radar Types 1-4. For example, the following table indicates how to compute the aggregate of percentage of successful detections.

Radar Type	Number of Trials	Number of Successful Detections	Minimum Percentage of Successful Detection
1	35	29	82.9%
2	30	18	60%
3	30	27	90%
4	50	44	88%
Aggregate $(82.9\% + 60\% + 90\% + 88\%)/4 = 80.2\%$			

Table6 Long Pulse Radar Test Waveform

Radar Type	Pulse Width (μsec)	Chirp Width (MHz)	PRI (μsec)	Number of Pulses per Burst	Number of Bursts	Minimum Percentage of Successful Detection	Minimum Number of Trials
5	50-100	5-20	1000-2000	1-3	8-20	80%	30

The parameters for this waveform are randomly chosen. Thirty unique waveforms are required for the Long Pulse Radar Type waveforms. If more than 30 waveforms are used for the Long Pulse Radar Type waveforms, then each additional waveform must also be unique and not repeated from the previous waveforms.

Table7 Frequency Hopping Radar Test Waveform

Radar Type	Pulse Width (μsec)	PRI (μsec)	Pulses per Hop	Hopping Rate (kHz)	Hopping Sequence Length (msec)	Minimum Percentage of Successful Detection	Minimum Number of Trials
6	1	333	9	0.333	300	70%	30

For the Frequency Hopping Radar Type, the same Burst parameters are used for each waveform. The hopping sequence is different for each waveform and a 100-length segment is selected from the hopping sequence defined by the following algorithm: The first frequency in a hopping sequence is selected randomly from the group of 475 integer frequencies from 5250 – 5724 MHz. Next, the frequency that was just chosen is removed from the group and a frequency is randomly selected from the remaining 474 frequencies in the group. This process continues until all 475 frequencies are chosen for the set. For selection of a random frequency, the frequencies remaining within the group are always treated as equally likely.

4.4. Test set-ups

Setup for Master with injection at the Master

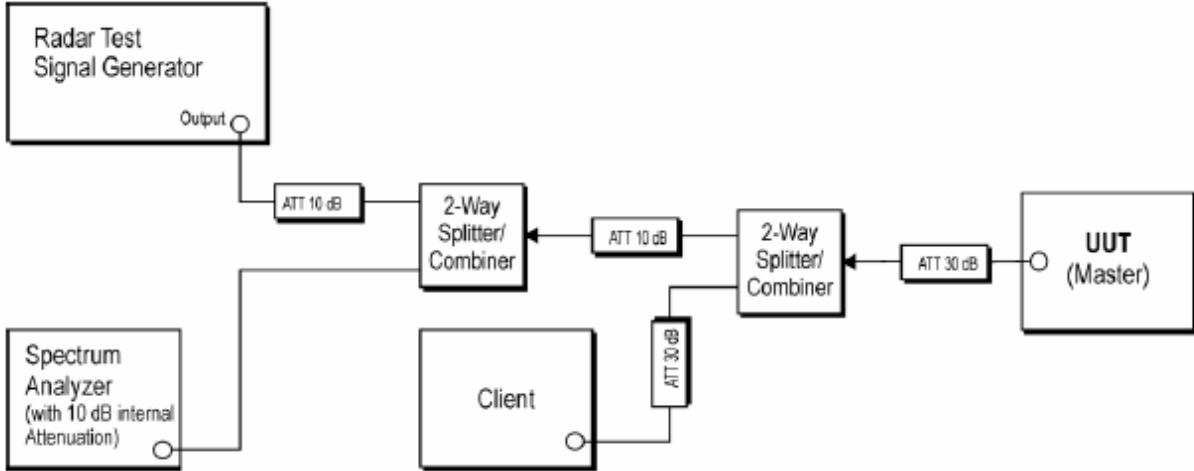


Figure 2: Example Conducted Setup where UUT is a Master and Radar Test Waveforms are injected into the Master

Setup for Client with injection at the Master

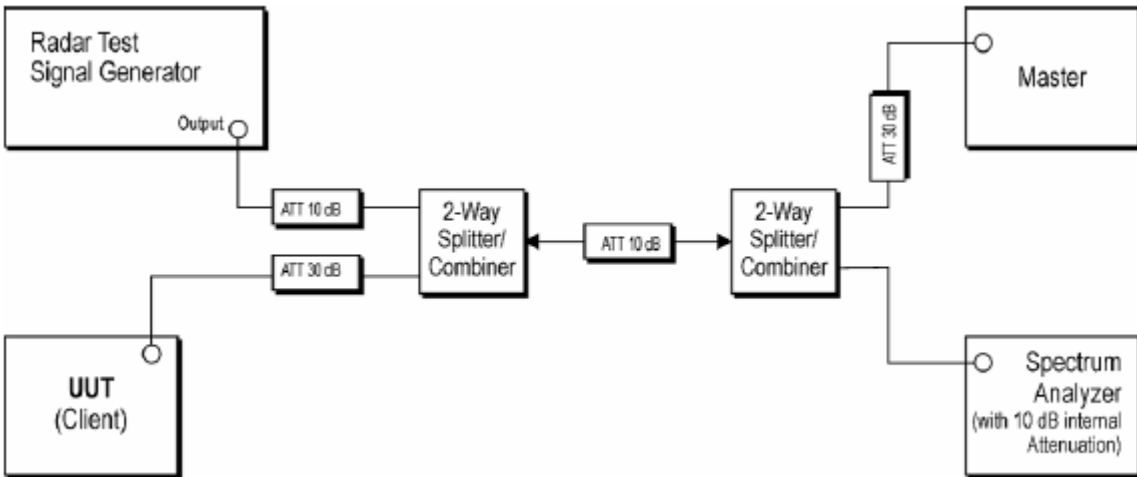


Figure 3: Example Conducted Setup where UUT is a Client and Radar Test Waveforms are injected into the Master

Setup for Client with injection at the Client

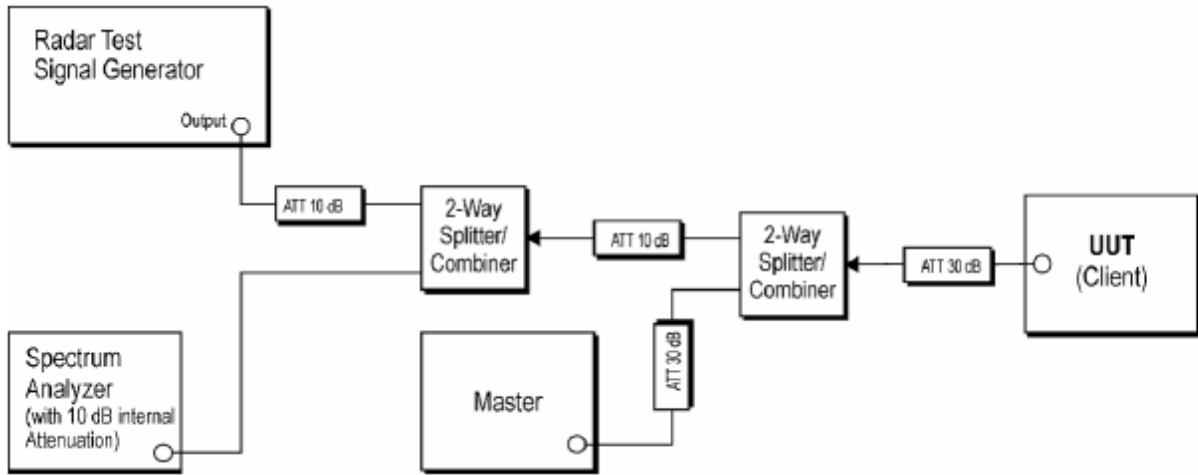


Figure 4: Example Conducted Setup where UUT is a Client and Radar Test Waveforms are injected into the Client

5. Test Case Results

5.1. U-NII Detection Bandwidth

Ambient condition

Temperature	Relative humidity	Pressure
23°C ~25°C	45%~50%	101.5kPa

Methods of Measurement

- 1 Adjust the equipment to produce a single Burst of any one of the Short Pulse Radar Types 0 – 4 in **Table 5** at the center frequency of the EUT Operating Channel at the specified DFS Detection Threshold level found in **Table 3**.
- 2 Set the EUT up as a standalone device (no associated Client or Master, as appropriate) and no traffic. Frame based systems will be set to a talk/listen ratio reflecting the worst case (maximum) that is user configurable during this test.
- 3 Generate a single radar Burst, and note the response of the UUT. Repeat for a minimum of 10 trials. The EUT must detect the Radar Waveform within the DFS band using the specified U-NII Detection Bandwidth criterion shown in **Table 4**. In cases where the channel bandwidth may exceed past the DFS band edge on specific channels select a channel that has the entire emission bandwidth within the DFS band. If this is not possible, test the detection BW to the DFS band edge.
- 4 Starting at the center frequency of the EUT operating Channel, increase the radar frequency in 5 MHz steps, repeating the above test sequence, until the detection rate falls below the U-NII Detection Bandwidth criterion specified in **Table 4**. Repeat this measurement in 1MHz steps at frequencies 5 MHz below where the detection rate begins to fall. Record the highest frequency (denote as FH) at which detection is greater than or equal to the U-NII Detection Bandwidth criterion. Recording the detection rate at frequencies above FH is not required to demonstrate compliance.
- 5 Starting at the center frequency of the EUT operating Channel, decrease the radar frequency in 5 MHz steps, repeating the above test sequence, until the detection rate falls below the U-NII Detection Bandwidth criterion specified in **Table 4**. Repeat this measurement in 1MHz steps at frequencies 5 MHz above where the detection rate begins to fall. Record the lowest frequency (denote as FL) at which detection is greater than or equal to the U-NII Detection Bandwidth criterion. Recording the detection rate at frequencies below FL is not required to demonstrate compliance.
- 6 The U-NII Detection Bandwidth is calculated as follows: U-NII Detection Bandwidth = FH – FL
- 7 The U-NII Detection Bandwidth must meet the U-NII Detection Bandwidth criterion specified in **Table 4**. Otherwise, the EUT does not comply with DFS requirements. This is essential to ensure that the EUT is capable of detecting Radar Waveforms across the same frequency spectrum that contains the significant energy from the system. In the case that the U-NII Detection Bandwidth is greater than or equal to the 99 percent power bandwidth for the measured FH and FL, the test can be truncated and the U-NII Detection Bandwidth can be reported as the measured FH and FL.

Limits

Rule FCC KDB 905462 7.8.1

Minimum 100% of the U-NII 99% transmission power bandwidth. During the U-NII Detection Bandwidth detection test, radar type 0 should be used. For each frequency step the minimum percentage of detection is 90 percent. Measurements are performed with no data traffic.

Measurement Uncertainty

The assessed measurement uncertainty to ensure 95% confidence level for the normal distribution is with the coverage factor $k = 2$, $U=0.44$ dB.

Test Results

Y=Detected; N=Non-detected

Radar Frequency (MHz)	5270MHz										
	DFS Detection Trails (Y=Detected;N=Non-detected)										
	1	2	3	4	5	6	7	8	9	10	Rate
5290 (FH)	Y	Y	Y	Y	Y	Y	Y	Y	Y	Y	100%
5289	Y	Y	Y	Y	Y	Y	Y	Y	Y	Y	100%
5288	Y	Y	Y	Y	Y	Y	Y	Y	Y	Y	100%
5287	Y	Y	Y	Y	Y	Y	Y	Y	Y	Y	100%
5286	Y	Y	Y	Y	Y	Y	Y	Y	Y	Y	100%
5285	Y	Y	Y	Y	Y	Y	Y	Y	Y	Y	100%
5280	Y	Y	Y	Y	Y	Y	Y	Y	Y	Y	100%
5275	Y	Y	Y	Y	Y	Y	Y	Y	Y	Y	100%
5270	Y	Y	Y	Y	Y	Y	Y	Y	Y	Y	100%
5265	Y	Y	Y	Y	Y	Y	Y	Y	Y	Y	100%
5260	Y	Y	Y	Y	Y	Y	Y	Y	Y	Y	100%
5255	Y	Y	Y	Y	Y	Y	Y	Y	Y	Y	100%
5254	Y	Y	Y	Y	Y	Y	Y	Y	Y	Y	100%
5253	Y	Y	Y	Y	Y	Y	Y	Y	Y	Y	100%
5252	Y	Y	Y	Y	Y	Y	Y	Y	Y	Y	100%
5251	Y	Y	Y	Y	Y	Y	Y	Y	Y	Y	100%
5250 (FL)	Y	Y	Y	Y	Y	Y	Y	Y	Y	Y	100%



Radar Frequency (MHZ)	5290MHZ										
	DFS Detection Trails (Y=Detected;N=Non-detected)										
	1	2	3	4	5	6	7	8	9	10	Rate
5330	N	N	N	N	N	N	N	N	N	N	0
5329 (FH)	Y	Y	Y	Y	Y	Y	Y	Y	Y	Y	100%
5328	Y	Y	Y	Y	Y	Y	Y	Y	Y	Y	100%
5327	Y	Y	Y	Y	Y	Y	Y	Y	Y	Y	100%
5326	Y	Y	Y	Y	Y	Y	Y	Y	Y	Y	100%
5325	Y	Y	Y	Y	Y	Y	Y	Y	Y	Y	100%
5320	Y	Y	Y	Y	Y	Y	Y	Y	Y	Y	100%
5315	Y	Y	Y	Y	Y	Y	Y	Y	Y	Y	100%
5310	Y	Y	Y	Y	Y	Y	Y	Y	Y	Y	100%
5305	Y	Y	Y	Y	Y	Y	Y	Y	Y	Y	100%
5300	Y	Y	Y	Y	Y	Y	Y	Y	Y	Y	100%
5295	Y	Y	Y	Y	Y	Y	Y	Y	Y	Y	100%
5290	Y	Y	Y	Y	Y	Y	Y	Y	Y	Y	100%
5285	Y	Y	Y	Y	Y	Y	Y	Y	Y	Y	100%
5280	Y	Y	Y	Y	Y	Y	Y	Y	Y	Y	100%
5275	Y	Y	Y	Y	Y	Y	Y	Y	Y	Y	100%
5270	Y	Y	Y	Y	Y	Y	Y	Y	Y	Y	100%
5265	Y	Y	Y	Y	Y	Y	Y	Y	Y	Y	100%
5260	Y	Y	Y	Y	Y	Y	Y	Y	Y	Y	100%
5255	Y	Y	Y	Y	Y	Y	Y	Y	Y	Y	100%
5254	Y	Y	Y	Y	Y	Y	Y	Y	Y	Y	100%
5253	Y	Y	Y	Y	Y	Y	Y	Y	Y	Y	100%
5252 (FL)	Y	Y	Y	Y	Y	Y	Y	Y	Y	Y	100%
5251	N	N	N	N	N	N	N	N	N	N	0
5250	N	N	N	N	N	N	N	N	N	N	0



Radar Frequency (MHZ)	5300MHZ										
	DFS Detection Trails (Y=Detected;N=Non-detected)										
	1	2	3	4	5	6	7	8	9	10	Rate
5290 (FL)	Y	Y	Y	Y	Y	Y	Y	Y	Y	Y	100%
5291	Y	Y	Y	Y	Y	Y	Y	Y	Y	Y	100%
5292	Y	Y	Y	Y	Y	Y	Y	Y	Y	Y	100%
5293	Y	Y	Y	Y	Y	Y	Y	Y	Y	Y	100%
5294	Y	Y	Y	Y	Y	Y	Y	Y	Y	Y	100%
5295	Y	Y	Y	Y	Y	Y	Y	Y	Y	Y	100%
5300	Y	Y	Y	Y	Y	Y	Y	Y	Y	Y	100%
5305	Y	Y	Y	Y	Y	Y	Y	Y	Y	Y	100%
5306	Y	Y	Y	Y	Y	Y	Y	Y	Y	Y	100%
5307	Y	Y	Y	Y	Y	Y	Y	Y	Y	Y	100%
5308	Y	Y	Y	Y	Y	Y	Y	Y	Y	Y	100%
5309	Y	Y	Y	Y	Y	Y	Y	Y	Y	Y	100%
5310 (FH)	Y	Y	Y	Y	Y	Y	Y	Y	Y	Y	100%

Radar Frequency (MHZ)	5500MHZ										
	DFS Detection Trails (Y=Detected;N=Non-detected)										
	1	2	3	4	5	6	7	8	9	10	Rate
5490	N	N	N	N	N	N	N	N	N	N	0%
5491 (FL)	Y	Y	Y	Y	Y	Y	Y	Y	Y	Y	100%
5492	Y	Y	Y	Y	Y	Y	Y	Y	Y	Y	100%
5493	Y	Y	Y	Y	Y	Y	Y	Y	Y	Y	100%
5494	Y	Y	Y	Y	Y	Y	Y	Y	Y	Y	100%
5495	Y	Y	Y	Y	Y	Y	Y	Y	Y	Y	100%
5500	Y	Y	Y	Y	Y	Y	Y	Y	Y	Y	100%
5505	Y	Y	Y	Y	Y	Y	Y	Y	Y	Y	100%
5506	Y	Y	Y	Y	Y	Y	Y	Y	Y	Y	100%
5507	Y	Y	Y	Y	Y	Y	Y	Y	Y	Y	100%
5508	Y	Y	Y	Y	Y	Y	Y	Y	Y	Y	100%
5509 (FH)	Y	Y	Y	Y	Y	Y	Y	Y	Y	Y	100%
5510	N	N	N	N	N	N	N	N	N	N	0%



Radar Frequency (MHZ)	5530MHZ										
	DFS Detection Trails (Y=Detected;N=Non-detected)										
	1	2	3	4	5	6	7	8	9	10	Rate
5570	N	N	N	N	N	N	N	N	N	N	0
5569 (FH)	Y	Y	Y	Y	Y	Y	Y	Y	Y	Y	100%
5568	Y	Y	Y	Y	Y	Y	Y	Y	Y	Y	100%
5567	Y	Y	Y	Y	Y	Y	Y	Y	Y	Y	100%
5566	Y	Y	Y	Y	Y	Y	Y	Y	Y	Y	100%
5565	Y	Y	Y	Y	Y	Y	Y	Y	Y	Y	100%
5560	Y	Y	Y	Y	Y	Y	Y	Y	Y	Y	100%
5555	Y	Y	Y	Y	Y	Y	Y	Y	Y	Y	100%
5550	Y	Y	Y	Y	Y	Y	Y	Y	Y	Y	100%
5545	Y	Y	Y	Y	Y	Y	Y	Y	Y	Y	100%
5540	Y	Y	Y	Y	Y	Y	Y	Y	Y	Y	100%
5535	Y	Y	Y	Y	Y	Y	Y	Y	Y	Y	100%
5530	Y	Y	Y	Y	Y	Y	Y	Y	Y	Y	100%
5525	Y	Y	Y	Y	Y	Y	Y	Y	Y	Y	100%
5520	Y	Y	Y	Y	Y	Y	Y	Y	Y	Y	100%
5515	Y	Y	Y	Y	Y	Y	Y	Y	Y	Y	100%
5510	Y	Y	Y	Y	Y	Y	Y	Y	Y	Y	100%
5505	Y	Y	Y	Y	Y	Y	Y	Y	Y	Y	100%
5500	Y	Y	Y	Y	Y	Y	Y	Y	Y	Y	100%
5495	Y	Y	Y	Y	Y	Y	Y	Y	Y	Y	100%
5494	Y	Y	Y	Y	Y	Y	Y	Y	Y	Y	100%
5493	Y	Y	Y	Y	Y	Y	Y	Y	Y	Y	100%
5492	Y	Y	Y	Y	Y	Y	Y	Y	Y	Y	100%
5491 (FL)	Y	Y	Y	Y	Y	Y	Y	Y	Y	Y	100%
5490	N	N	N	N	N	N	N	N	N	N	0



Radar Frequency (MHZ)	5550MHZ										
	DFS Detection Trails (Y=Detected;N=Non-detected)										
	1	2	3	4	5	6	7	8	9	10	Rate
5570 (FH)	Y	Y	Y	Y	Y	Y	Y	Y	Y	Y	100%
5569	Y	Y	Y	Y	Y	Y	Y	Y	Y	Y	100%
5568	Y	Y	Y	Y	Y	Y	Y	Y	Y	Y	100%
5567	Y	Y	Y	Y	Y	Y	Y	Y	Y	Y	100%
5566	Y	Y	Y	Y	Y	Y	Y	Y	Y	Y	100%
5565	Y	Y	Y	Y	Y	Y	Y	Y	Y	Y	100%
5560	Y	Y	Y	Y	Y	Y	Y	Y	Y	Y	100%
5555	Y	Y	Y	Y	Y	Y	Y	Y	Y	Y	100%
5550	Y	Y	Y	Y	Y	Y	Y	Y	Y	Y	100%
5545	Y	Y	Y	Y	Y	Y	Y	Y	Y	Y	100%
5540	Y	Y	Y	Y	Y	Y	Y	Y	Y	Y	100%
5535	Y	Y	Y	Y	Y	Y	Y	Y	Y	Y	100%
5534	Y	Y	Y	Y	Y	Y	Y	Y	Y	Y	100%
5533	Y	Y	Y	Y	Y	Y	Y	Y	Y	Y	100%
5532	Y	Y	Y	Y	Y	Y	Y	Y	Y	Y	100%
5531	Y	Y	Y	Y	Y	Y	Y	Y	Y	Y	100%
5530 (FL)	Y	Y	Y	Y	Y	Y	Y	Y	Y	Y	100%



Radar Frequency (MHZ)	5610MHZ										
	DFS Detection Trails (Y=Detected;N=Non-detected)										
	1	2	3	4	5	6	7	8	9	10	Rate
5650	N	N	N	N	N	N	N	N	N	N	0
5649 (FH)	Y	Y	Y	Y	Y	Y	Y	Y	Y	Y	100%
5648	Y	Y	Y	Y	Y	Y	Y	Y	Y	Y	100%
5647	Y	Y	Y	Y	Y	Y	Y	Y	Y	Y	100%
5646	Y	Y	Y	Y	Y	Y	Y	Y	Y	Y	100%
5645	Y	Y	Y	Y	Y	Y	Y	Y	Y	Y	100%
5640	Y	Y	Y	Y	Y	Y	Y	Y	Y	Y	100%
5635	Y	Y	Y	Y	Y	Y	Y	Y	Y	Y	100%
5630	Y	Y	Y	Y	Y	Y	Y	Y	Y	Y	100%
5625	Y	Y	Y	Y	Y	Y	Y	Y	Y	Y	100%
5620	Y	Y	Y	Y	Y	Y	Y	Y	Y	Y	100%
5615	Y	Y	Y	Y	Y	Y	Y	Y	Y	Y	100%
5610	Y	Y	Y	Y	Y	Y	Y	Y	Y	Y	100%
5605	Y	Y	Y	Y	Y	Y	Y	Y	Y	Y	100%
5600	Y	Y	Y	Y	Y	Y	Y	Y	Y	Y	100%
5595	Y	Y	Y	Y	Y	Y	Y	Y	Y	Y	100%
5590	Y	Y	Y	Y	Y	Y	Y	Y	Y	Y	100%
5585	Y	Y	Y	Y	Y	Y	Y	Y	Y	Y	100%
5580	Y	Y	Y	Y	Y	Y	Y	Y	Y	Y	100%
5575	Y	Y	Y	Y	Y	Y	Y	Y	Y	Y	100%
5574	Y	Y	Y	Y	Y	Y	Y	Y	Y	Y	100%
5573	Y	Y	Y	Y	Y	Y	Y	Y	Y	Y	100%
5572	Y	Y	Y	Y	Y	Y	Y	Y	Y	Y	100%
5571 (FL)	Y	Y	Y	Y	Y	Y	Y	Y	Y	Y	100%
5570	N	N	N	N	N	N	N	N	N	N	0



Radar Frequency (MHZ)	5690MHZ										
	DFS Detection Trails (Y=Detected;N=Non-detected)										
	1	2	3	4	5	6	7	8	9	10	Rate
5725(FH)	Y	Y	Y	Y	Y	Y	Y	Y	Y	Y	100%
5720	Y	Y	Y	Y	Y	Y	Y	Y	Y	Y	100%
5715	Y	Y	Y	Y	Y	Y	Y	Y	Y	Y	100%
5710	Y	Y	Y	Y	Y	Y	Y	Y	Y	Y	100%
5705	Y	Y	Y	Y	Y	Y	Y	Y	Y	Y	100%
5700	Y	Y	Y	Y	Y	Y	Y	Y	Y	Y	100%
5695	Y	Y	Y	Y	Y	Y	Y	Y	Y	Y	100%
5690	Y	Y	Y	Y	Y	Y	Y	Y	Y	Y	100%
5685	Y	Y	Y	Y	Y	Y	Y	Y	Y	Y	100%
5680	Y	Y	Y	Y	Y	Y	Y	Y	Y	Y	100%
5675	Y	Y	Y	Y	Y	Y	Y	Y	Y	Y	100%
5670	Y	Y	Y	Y	Y	Y	Y	Y	Y	Y	100%
5665	Y	Y	Y	Y	Y	Y	Y	Y	Y	Y	100%
5660	Y	Y	Y	Y	Y	Y	Y	Y	Y	Y	100%
5655	Y	Y	Y	Y	Y	Y	Y	Y	Y	Y	100%
5654	Y	Y	Y	Y	Y	Y	Y	Y	Y	Y	100%
5653	Y	Y	Y	Y	Y	Y	Y	Y	Y	Y	100%
5652	Y	Y	Y	Y	Y	Y	Y	Y	Y	Y	100%
5651(FL)	Y	Y	Y	Y	Y	Y	Y	Y	Y	Y	100%
5650	N	N	N	N	N	N	N	N	N	N	0

5.2. Channel Availability Check Time

Ambient condition

Temperature	Relative humidity	Pressure
23°C ~25°C	45%~50%	101.5kPa

Methods of Measurement

Initial Channel Availability Check Time

The U-NII devices will be powered on and be instructed to operate on the appropriate U-NII Channel that must incorporate DFS functions. At the same time the EUT is powered on, the spectrum analyzer will be set to zero span mode with a 3 MHz RBW and 3 MHz VBW on the Channel occupied by the radar with a 2.5 minute sweep time.

The EUT should not transmit any beacon or data transmissions until at least 1 minute after the completion of the power-on cycle.

Confirm that the EUT initiates transmission on the channel

Radar Burst at the Beginning of the Channel Availability Check Time

The steps below define the procedure to verify successful radar detection on the test Channel during a period equal to the Channel Availability Check Time and avoidance of operation on that Channel when a radar Burst with a level equal to the DFS Detection Threshold + 1 dB occurs at the beginning of the Channel Availability Check Time.

The Radar Waveform generator and EUT are connected using the applicable test setup described in the sections on configuration for Conducted Tests or Radiated Tests and the power of the EUT is switched off.

The EUT is powered on at T_0 - T_1 denotes the instant when the EUT has completed its power-up sequence (T_{power_up}). The Channel Availability Check Time commences on Chr at instant T_1 and will end no sooner than $T_1 + T_{ch_avail_check}$.

A single Burst of one of the Short Pulse Radar Types 0-4 will commence within a 6 second window starting at T_1 . An additional 1 dB is added to the radar test signal to ensure it is at or above the DFS Detection Threshold, accounting for equipment variations/errors.

Visual indication or measured results on the EUT of successful detection of the radar Burst will be recorded and reported. Observation of Chr for EUT emissions will continue for 2.5 minutes after the radar Burst has been generated.

Verify that during the 2.5 minute measurement window no EUT transmissions occurred on Chr. The Channel Availability Check results will be recorded.

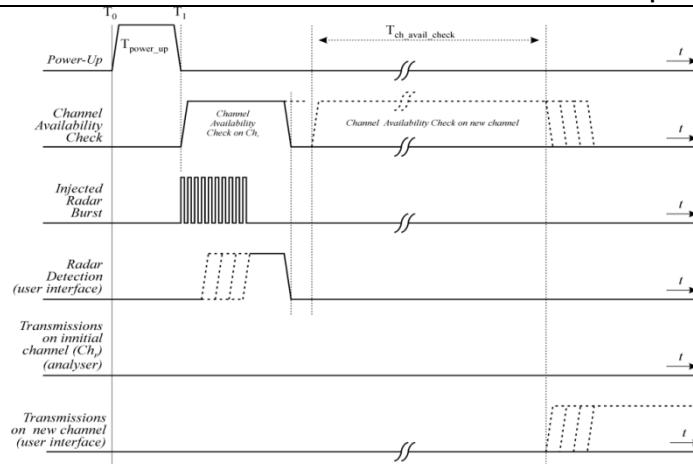


Figure: Example of timing for radar testing at the beginning of the Channel Availability Check Time

Radar Burst at the End of the Channel Availability Check Time

The steps below define the procedure to verify successful radar detection on the test Channel during a period equal to the Channel Availability Check Time and avoidance of operation on that Channel when a radar Burst with a level equal to the DFS Detection Threshold + 1dB occurs at the end of the Channel Availability Check Time.

1. The Radar Waveform generator and EUT are connected using the applicable test setup described in the sections for Conducted Tests or Radiated Tests and the power of the EUT is switched off.
2. The EUT is powered on at T_0 - T_1 denotes the instant when the EUT has completed its power-up sequence (T_{power_up}). The Channel Availability Check Time commences on Chr at instant T_1 and will end no sooner than $T_1 + T_{ch_avail_check}$.
3. A single Burst of one of the Short Pulse Radar Types 0-4 will commence within a 6 second window starting at $T_1 + 54$ seconds. An additional 1 dB is added to the radar test signal to ensure it is at or above the DFS Detection Threshold, accounting for equipment variations/errors.
4. Visual indication or measured results on the EUT of successful detection of the radar Burst will be recorded and reported. Observation of Chr for EUT emissions will continue for 2.5 minutes after the radar Burst has been generated.
5. Verify that during the 2.5 minute measurement window no EUT transmissions occurred on Chr. The Channel Availability Check results will be recorded.

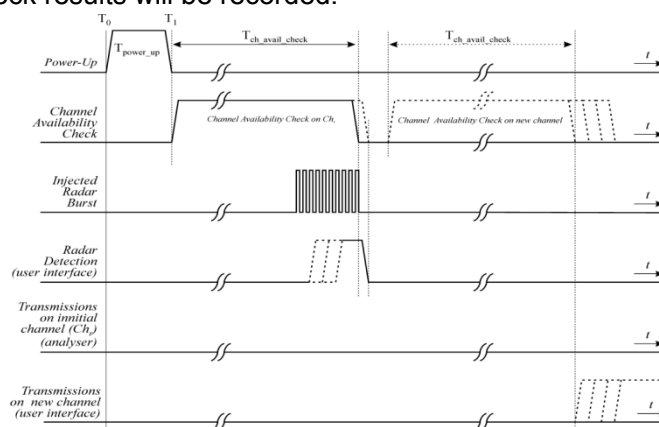


Figure : Example of timing for radar testing towards the end of the Channel Availability Check Time

**Limits**

Initial Channel Availability Check Time	60s
---	-----

Measurement Uncertainty

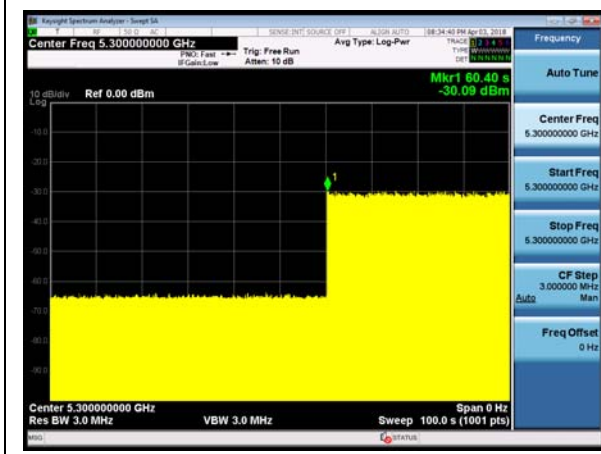
The assessed measurement uncertainty to ensure 95% confidence level for the normal distribution is with the coverage factor $k = 1.96$.



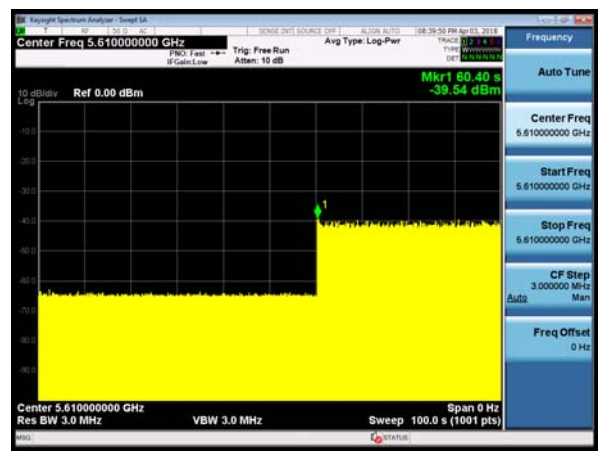
Test Results:

Initial Channel Availability Check Time

Central Frequency: 5300 MHz



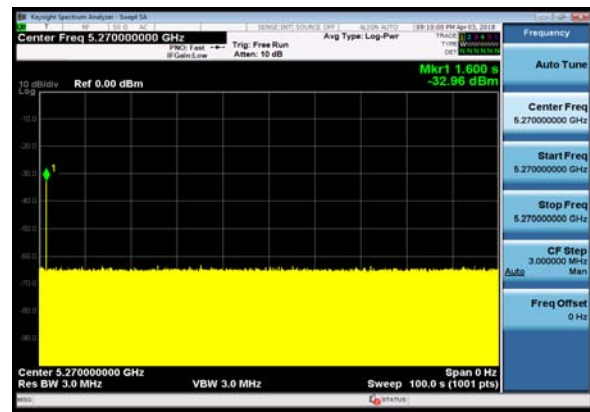
Central Frequency: 5610 MHz



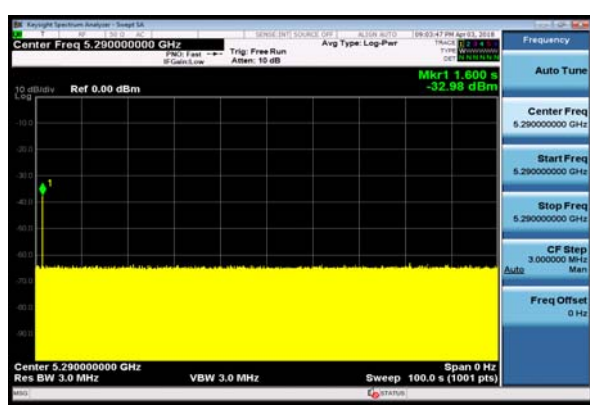


Radar Burst at the Beginning of the Channel Availability Check Time

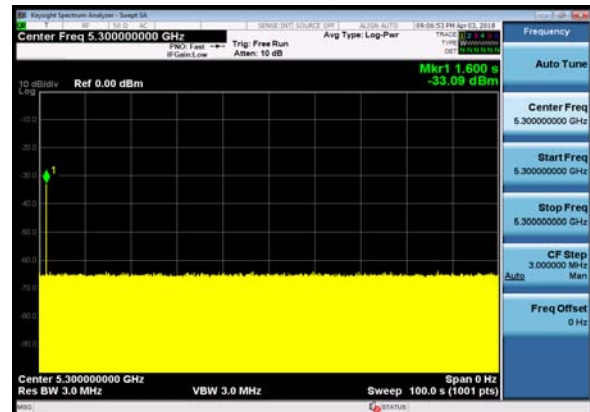
Central Frequency: 5270 MHz



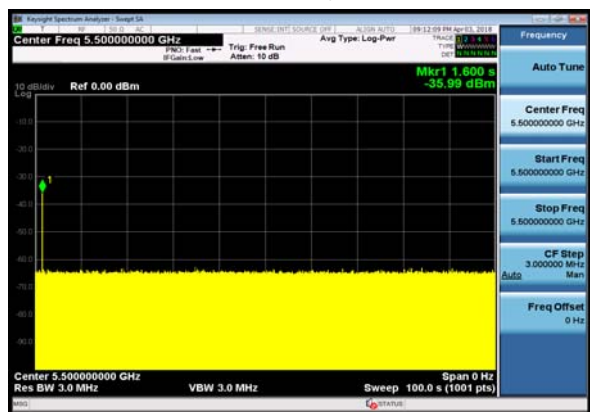
Central Frequency: 5290 MHz



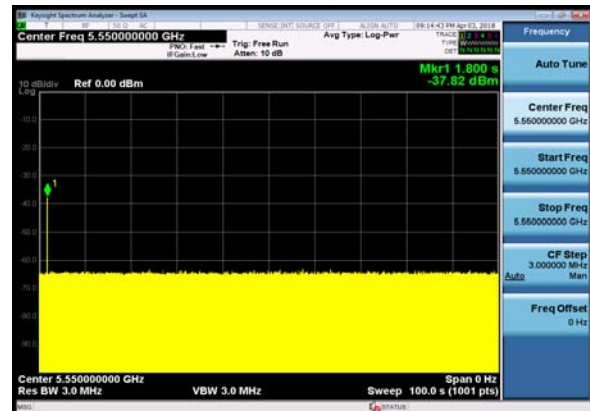
Central Frequency: 5300 MHz



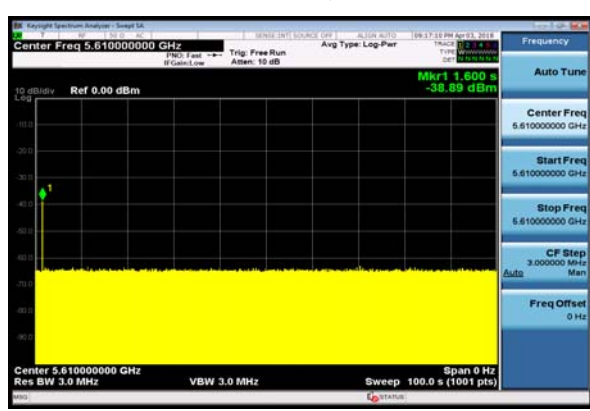
Central Frequency: 5500 MHz



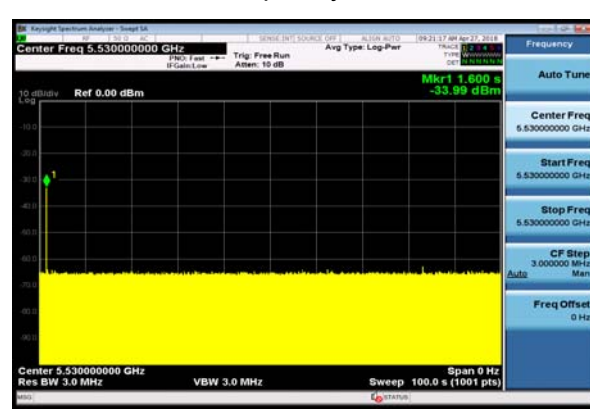
Central Frequency: 5550 MHz



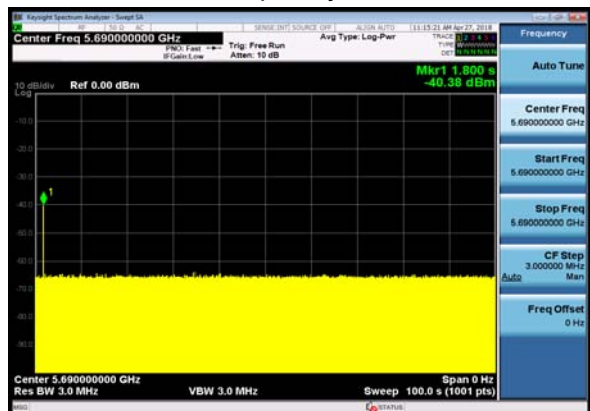
Central Frequency: 5610 MHz



Central Frequency: 5530 MHz

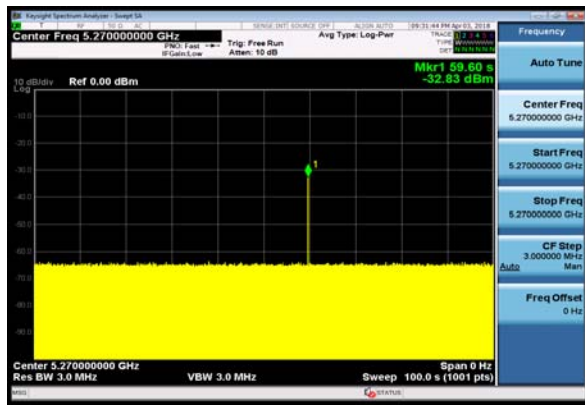


Central Frequency: 5690 MHz

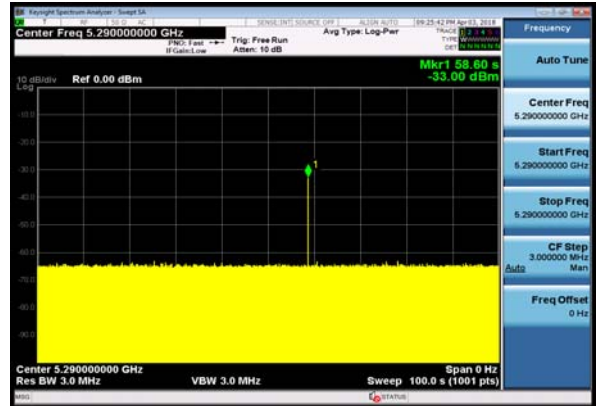


Radar Burst at the End Central Frequency:

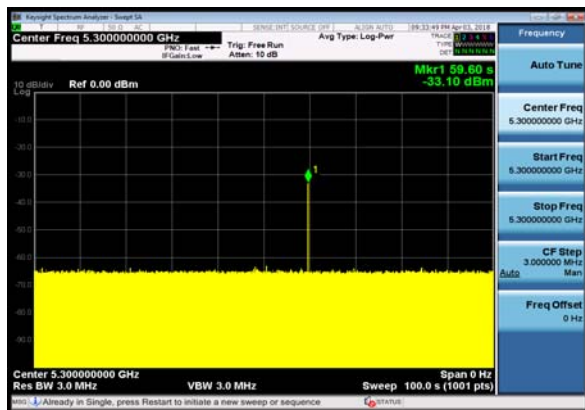
Central Frequency: 5270 MHz



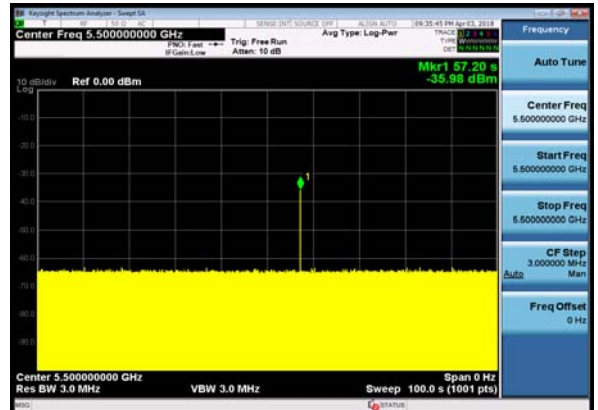
Central Frequency: 5290 MHz



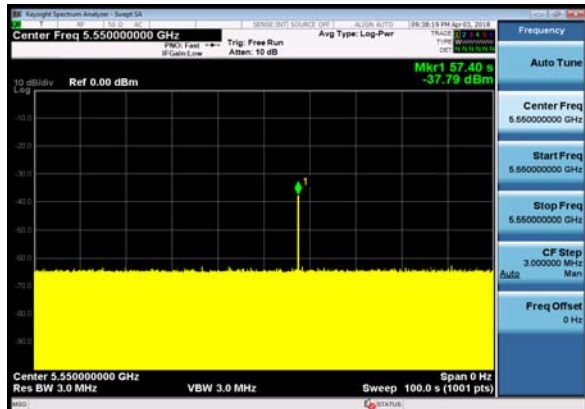
Central Frequency: 5300 MHz



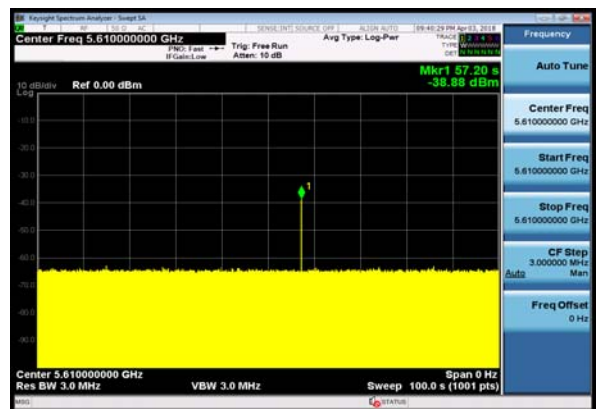
Central Frequency: 5500 MHz



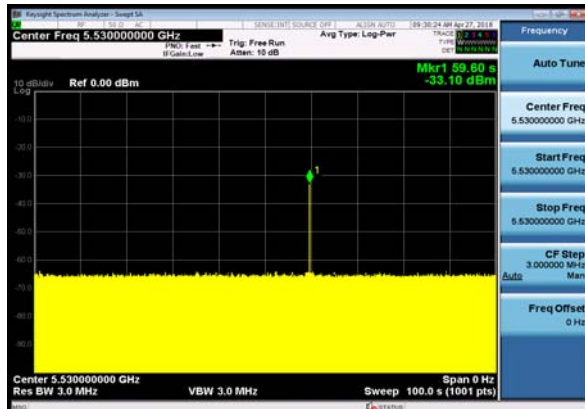
Central Frequency: 5550 MHz



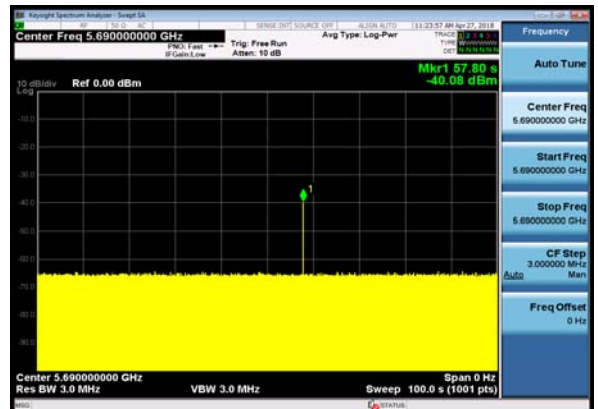
Central Frequency: 5610 MHz



Central Frequency: 5530 MHz



Central Frequency: 5690 MHz



5.3. In-Service Monitoring for Channel Move Time, Channel Closing Transmission Time and Non-Occupancy Period

Ambient condition

Temperature	Relative humidity	Pressure
23°C ~25°C	45%~50%	101.5kPa

Methods of Measurement

These tests define how the following DFS parameters are verified during In-Service Monitoring;

- Channel Closing Transmission Time
- Channel Move Time
- Non-Occupancy Period

The steps below define the procedure to determine the above mentioned parameters when a radar Burst with a level equal to the DFS Detection Threshold + 1dB is generated on the Operating Channel of the U-NII device (In- Service Monitoring).

1. One frequency will be chosen from the Operating Channels of the EUT within the 5250-5350 MHz or 5470-5725 MHz bands. For 802.11 devices, the test frequency must contain control signals. This can be verified by disabling channel loading and monitoring the spectrum analyzer. If no control signals are detected, another frequency must be selected within the emission bandwidth where control signals are detected.
2. In case the EUT is a U-NII device operating as a Client Device (with or without DFS), a U-NII device operating as a Master Device will be used to allow the EUT (Client device) to Associate with the Master Device. In case the EUT is a Master Device, a U-NII device operating as a Client Device will be used and it is assumed that the Client will Associate with the EUT (Master). In both cases for conducted tests, the Radar Waveform generator will be connected to the Master Device. For radiated tests, the emissions of the Radar Waveform generator will be directed towards the Master Device. If the Master Device has antenna gain, the main beam of the antenna will be directed toward the radar emitter. Vertical polarization is used for testing.
3. Stream the channel loading test file from the Master Device to the Client Device on the test Channel for the entire period of the test.
4. At time T_0 the Radar Waveform generator sends a Burst of pulses for one of the Radar Type 0 in Table 5 at levels defined in Table 3, on the Operating Channel. An additional 1 dB is added to the radar test signal to ensure it is at or above the DFS Detection Threshold, accounting for equipment variations/errors.
5. Observe the transmissions of the EUT at the end of the radar Burst on the Operating Channel for duration greater than 10 seconds. Measure and record the transmissions from the EUT during the observation time (Channel Move Time). Measure and record the Channel Move Time and Channel Closing Transmission Time if radar detection occurs. Figure 17 illustrates Channel Closing

Transmission Time.

6. When operating as a Master Device, monitor the EUT for more than 30 minutes following instant T_2 to verify that the EUT does not resume any transmissions on this Channel. Perform this test once and record the measurement result.

7. In case the EUT is a U-NII device operating as a Client Device with In-Service Monitoring, perform steps 1 to 6.

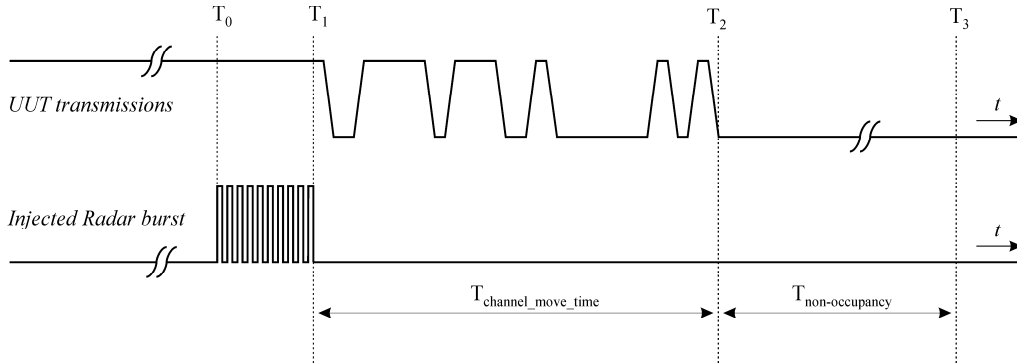


Figure 17: Example of Channel Closing Transmission Time & Channel Closing Time

Limits

Channel Move Time	$\leq 10s$
Channel Closing Transmission Time	$\leq 200ms + 60ms$ (over remaining 10s period)
Non-Occupancy Period	$\geq 30min$

Note 1: Channel Move Time and the Channel Closing Transmission Time should be performed with Radar Type 0. The measurement timing begins at the end of the Radar Type 0 burst.

Note 2: The Channel Closing Transmission Time is comprised of 200 milliseconds starting at the beginning of the Channel Move Time plus any additional intermittent control signals required to facilitate a Channel move (an aggregate of 60 milliseconds) during the remainder of the 10 second period. The aggregate duration of control signals will not count quiet periods in between transmissions.

Measurement Uncertainty

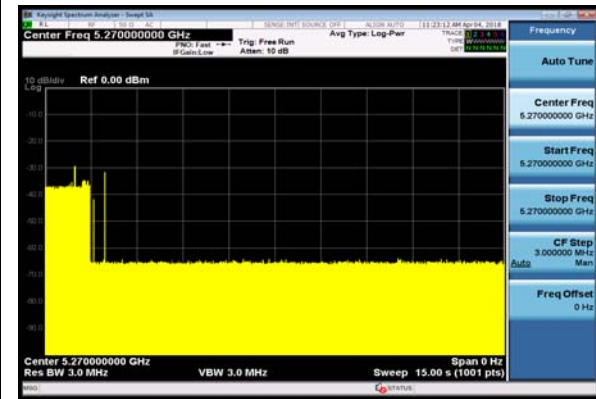
The assessed measurement uncertainty to ensure 95% confidence level for the normal distribution is with the coverage factor $k = 1.96$, $U = 2.69$ dB.



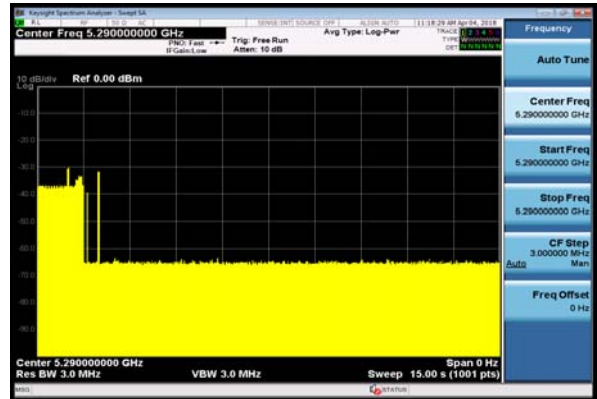
Test Results:

In-Service Monitoring for Channel Move Time

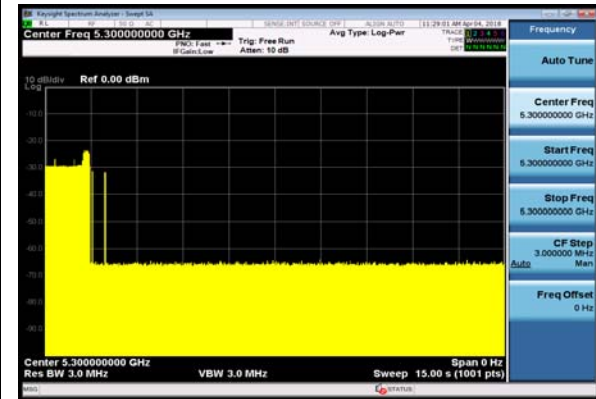
Central Frequency: 5270 MHz



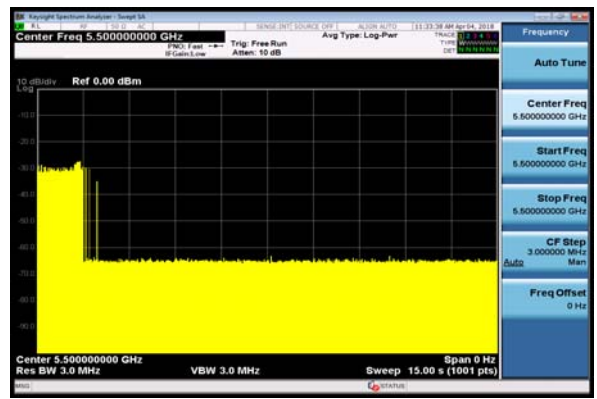
Central Frequency: 5290 MHz



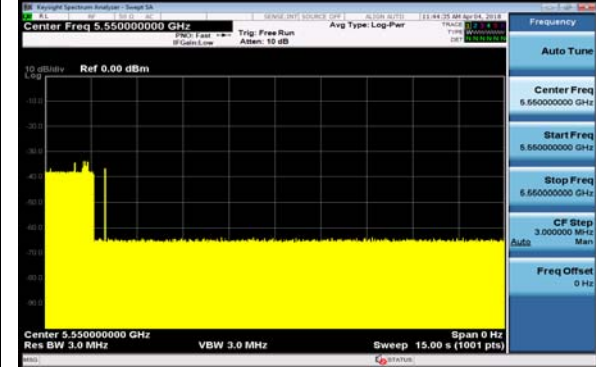
Central Frequency: 5300 MHz



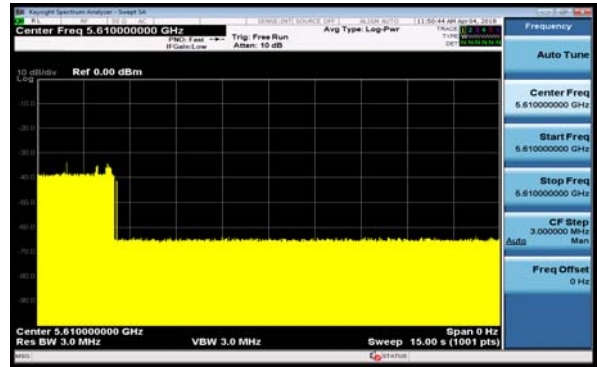
Central Frequency: 5500 MHz



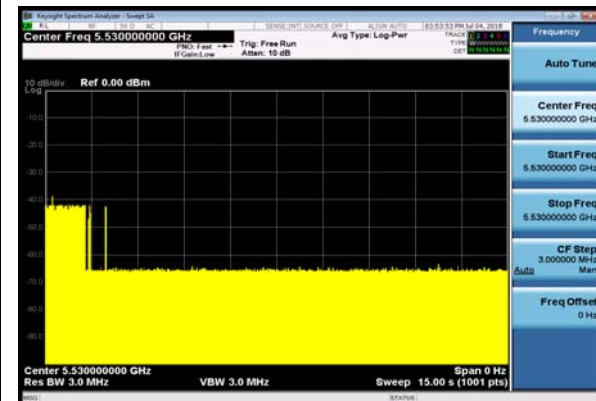
Central Frequency: 5550 MHz



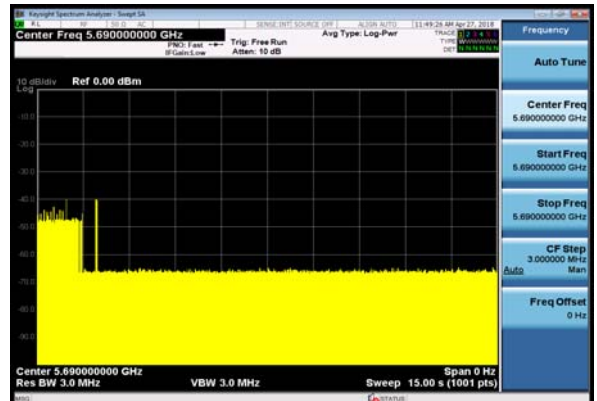
Central Frequency: 5610 MHz



Central Frequency: 5530 MHz

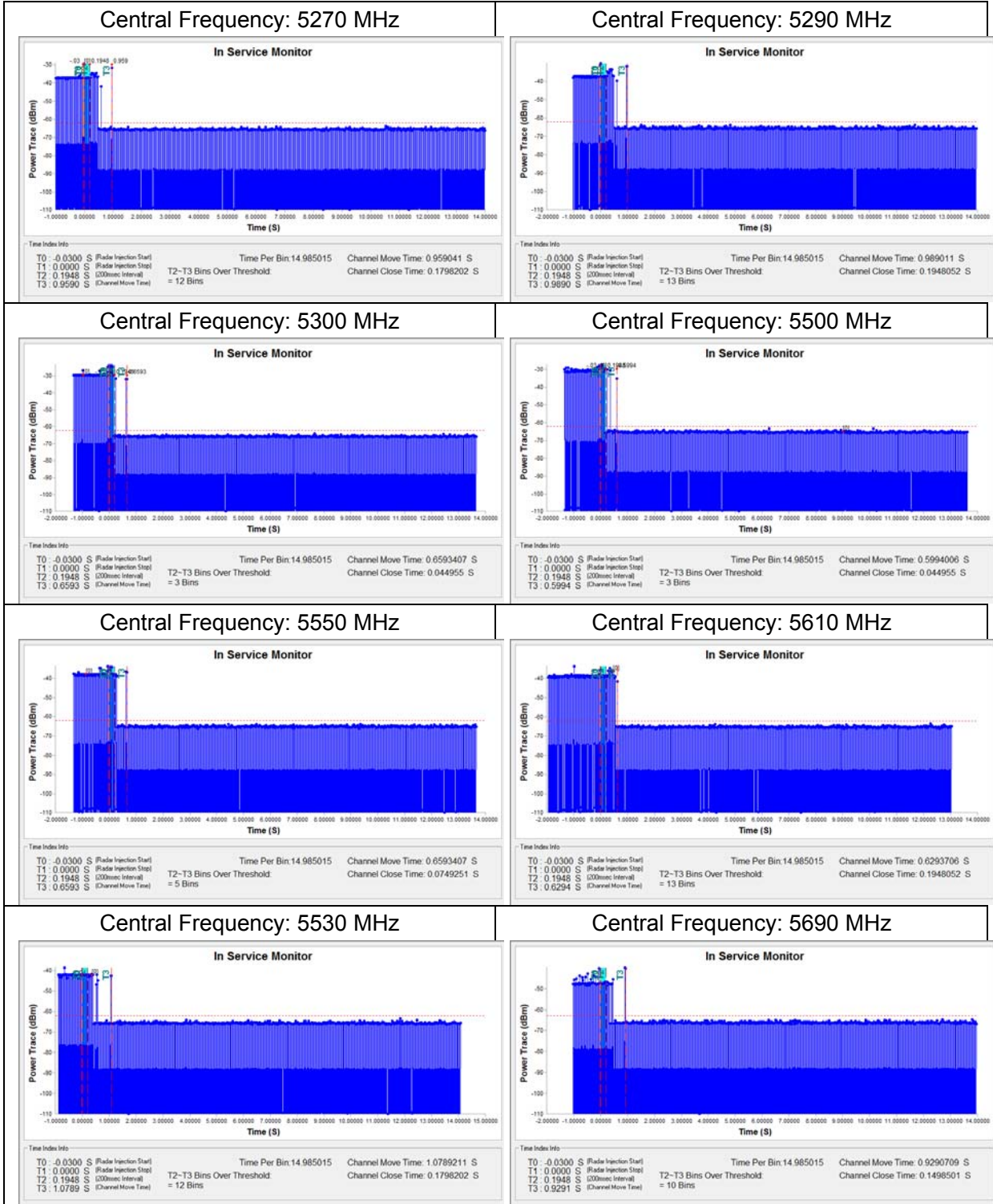


Central Frequency: 5690 MHz





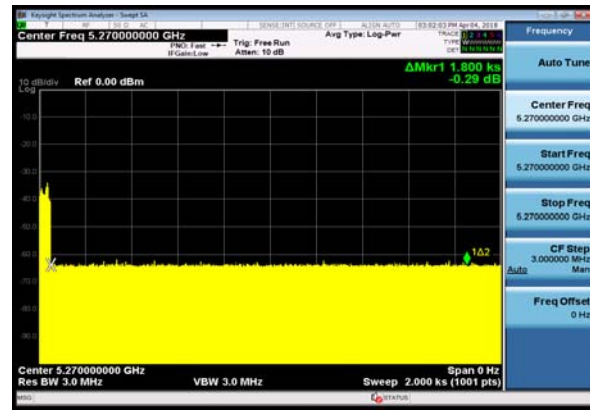
In-Service Monitoring for Channel Closing Transmission Time



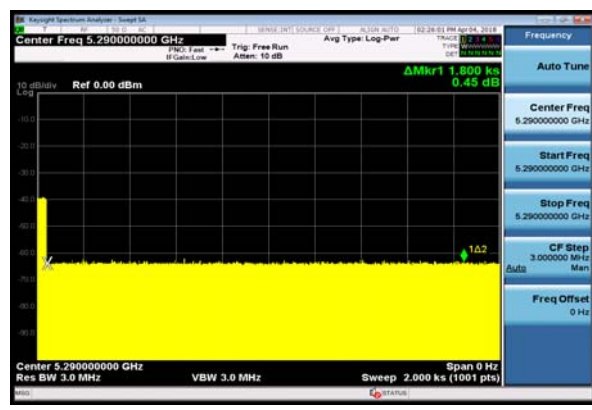


In-Service Monitoring for Non-Occupancy Period

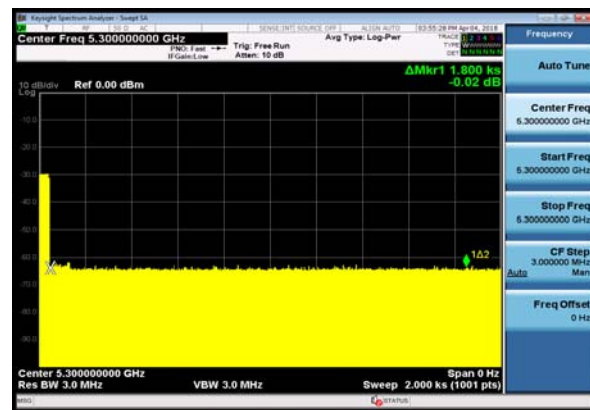
Central Frequency: 5270 MHz



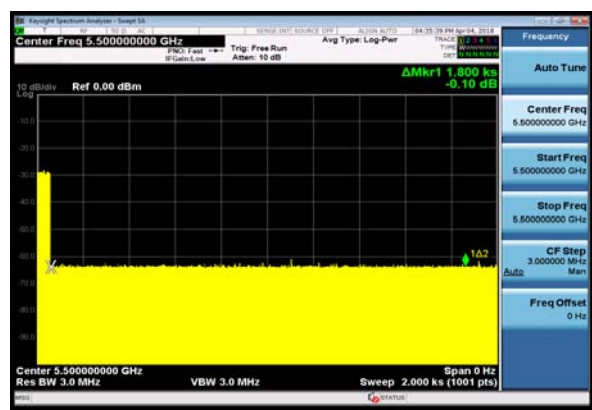
Central Frequency: 5290 MHz



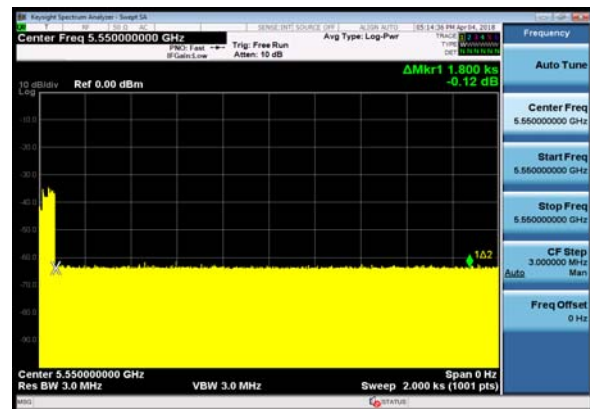
Central Frequency: 5300 MHz



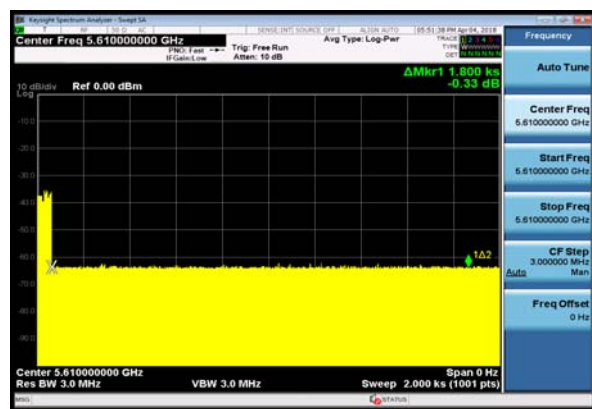
Central Frequency: 5500 MHz



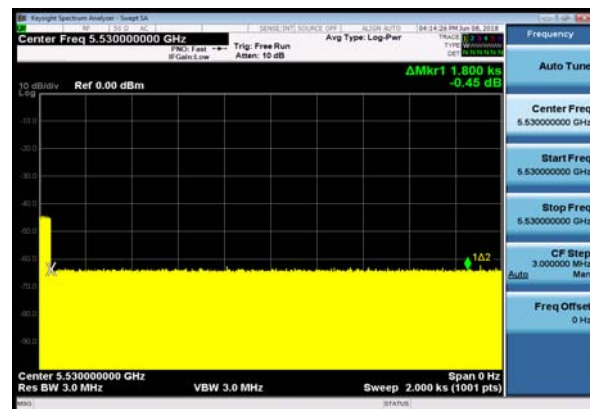
Central Frequency: 5550 MHz



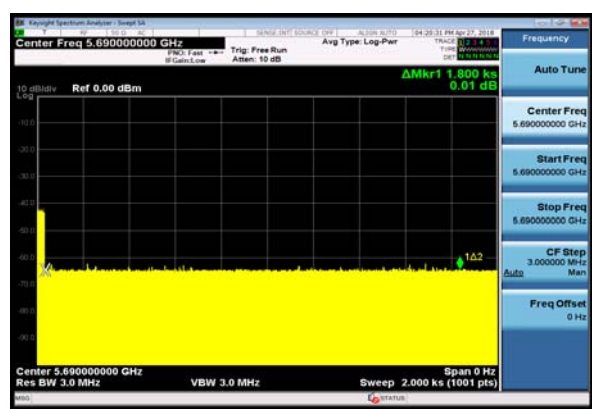
Central Frequency: 5610 MHz



Central Frequency: 5530 MHz



Central Frequency: 5690 MHz



5.4. Statistical Performance Check

Ambient condition

Temperature	Relative humidity	Pressure
23°C ~25°C	45%~50%	101.5kPa

Methods of Measurement

The steps below define the procedure to determine the minimum percentage of successful detection requirements found in Tables 5-7 when a radar burst with a level equal to the DFS Detection Threshold + 1dB is generated on the Operating Channel of the U-NII device (In- Service Monitoring).

1. One frequency will be chosen from the Operating Channels of the UUT within the 5250-5350 MHz or 5470-5725 MHz bands.
2. In case the UUT is a U-NII device operating as a Client Device (with or without Radar Detection), a U-NII device operating as a Master Device will be used to allow the UUT (Client device) to Associate with the Master Device. In case the UUT is a Master Device, a U-NII device operating as a Client Device will be used and it is assumed that the Client will Associate with the UUT(Master). In both cases for conducted tests, the Radar Waveform generator will be connected to the Master Device. For radiated tests, the emissions of the Radar Waveform generator will be directed towards the Master Device. If the Master Device has antenna gain, the main beam of the antenna will be directed toward the radar emitter. Vertical polarization is used for testing.
3. Stream the channel loading test file from the Master Device to the Client Device on the test Channel for the entire period of the test.
4. At time T0 the Radar Waveform generator sends the individual waveform for each of the Radar Types 1- 6 in Tables 5-7, at levels defined in Table 3, on the Operating Channel. An additional 1 dB is added to the radar test signal to ensure it is at or above the DFS Detection Threshold, accounting for equipment variations/errors.
5. Observe the transmissions of the UUT at the end of the Burst on the Operating Channel for duration greater than 10 seconds for Radar Type 0 to ensure detection occurs.
6. Observe the transmissions of the UUT at the end of the Burst on the Operating Channel for duration greater than 22 seconds for Long Pulse Radar Type 5 to ensure detection occurs.
7. In case the UUT is a U-NII device operating as a Client Device with In-Service Monitoring, perform steps 1 to 6.

Limits

Radar Type	Minimum Percentage of Successful Detection	Minimum Number of Trials
1	60%	30
2	60%	30
3	60%	30
4	60%	30
Aggregate (Radar Types 1-4)	80%	120
5	80%	30
6	70%	30

Measurement Uncertainty

The assessed measurement uncertainty to ensure 95% confidence level for the normal distribution is with the coverage factor $k = 1.96$, $U = 2.69$ dB.

**Test Results:**

Y=Detected; N=Non-detected

Operating Freq (MHz)	Radar Type	Test Result	Limit
☒5270	1	97%	60%
	2	100%	60%
	3	100%	60%
	4	97%	60%
	Aggregate (Radar Types 1-4)	98.5%	80%
	5	97%	80%
	6	97%	70%
☒5290	1	100%	60%
	2	100%	60%
	3	100%	60%
	4	100%	60%
	Aggregate (Radar Types 1-4)	100%	80%
	5	97%	80%
	6	100%	70%
☒5300	1	100%	60%
	2	100%	60%
	3	100%	60%
	4	100%	60%
	Aggregate (Radar Types 1-4)	100%	80%
	5	93%	80%
	6	100%	70%
☒5500	1	100%	60%
	2	100%	60%
	3	100%	60%
	4	97%	60%
	Aggregate (Radar Types 1-4)	99.25%	80%
	5	100%	80%
	6	100%	70%
☒5530	1	100%	60%
	2	97%	60%
	3	100%	60%
	4	100%	60%
	Aggregate (Radar Types 1-4)	99.25%	80%
	5	100%	80%



	6	100%	70%
☒5550	1	100%	60%
	2	100%	60%
	3	100%	60%
	4	97%	60%
	Aggregate (Radar Types 1-4)	99.25%	80%
	5	97%	80%
	6	100%	70%
☒5610	1	100%	60%
	2	100%	60%
	3	93%	60%
	4	97%	60%
	Aggregate (Radar Types 1-4)	98%	80%
	5	100%	80%
	6	100%	70%
☒5690	1	97%	60%
	2	97%	60%
	3	97%	60%
	4	97%	60%
	Aggregate (Radar Types 1-4)	97%	80%
	5	83.3%	80%
	6	83.3%	70%
☒5290 + 5530	1	93.3%	60%
	2	93.3%	60%
	3	93.3%	60%
	4	95.0%	60%
	Aggregate (Radar Types 1-4)	93.7%	80%
	5	88.3%	80%
	6	91.7%	70%
☒5530 + 5690	1	93.3%	60%
	2	96.7%	60%
	3	90%	60%
	4	90%	60%
	Aggregate (Radar Types 1-4)	92.5%	80%
	5	91.7%	80%
	6	91.7%	70%
☒5610+ 5690	1	95%	60%
	2	95%	60%



	3	98.3%	60%
	4	93.3%	60%
	Aggregate (Radar Types 1-4)	95.4%	80%
	5	91.7%	80%
	6	93.3%	70%

**5270MHZ, Radar 1**

Trial Id	Radar Type	Pulse Width(μs)	PRI (μs)	Number of Pulses	Waveform Length (μs)	conclusion
0	1	1.0	938.0	57	53466.0	Y
1	1	1.0	698.0	76	53048.0	Y
2	1	1.0	618.0	86	53148.0	Y
3	1	1.0	538.0	99	53262.0	Y
4	1	1.0	878.0	61	53558.0	Y
5	1	1.0	3066.0	18	55188.0	Y
6	1	1.0	638.0	83	52954.0	Y
7	1	1.0	918.0	58	53244.0	Y
8	1	1.0	838.0	63	52794.0	Y
9	1	1.0	858.0	62	53196.0	Y
10	1	1.0	798.0	67	53466.0	Y
11	1	1.0	718.0	74	53132.0	Y
12	1	1.0	578.0	92	53176.0	Y
13	1	1.0	598.0	89	53222.0	Y
14	1	1.0	558.0	95	53010.0	Y
15	1	1.0	2536.0	21	53256.0	Y
16	1	1.0	966.0	55	53130.0	Y
17	1	1.0	827.0	64	52928.0	Y
18	1	1.0	2501.0	22	55022.0	Y
19	1	1.0	2595.0	21	54495.0	Y
20	1	1.0	1114.0	48	53472.0	N
21	1	1.0	1302.0	41	53382.0	Y
22	1	1.0	3045.0	18	54810.0	Y
23	1	1.0	1624.0	33	53592.0	Y
24	1	1.0	2878.0	19	54682.0	Y
25	1	1.0	1027.0	52	53404.0	Y
26	1	1.0	2485.0	22	54670.0	Y
27	1	1.0	1600.0	33	52800.0	Y
28	1	1.0	1172.0	46	53912.0	Y
29	1	1.0	1177.0	45	52965.0	Y

Detection rate: 97%

**5270MHZ, Radar 2**

Trial Id	Radar Type	Pulse Width(μ s)	PRI (μ s)	Number of Pulses	Waveform Length (μ s)	conclusion
0	2	3.2	179.0	26	4654.0	Y
1	2	1.1	207.0	23	4761.0	Y
2	2	2.1	230.0	24	5520.0	Y
3	2	4.8	200.0	29	5800.0	Y
4	2	3.9	214.0	28	5992.0	Y
5	2	2.9	222.0	26	5772.0	Y
6	2	3.2	204.0	26	5304.0	Y
7	2	2.5	192.0	25	4800.0	Y
8	2	3.1	164.0	26	4264.0	Y
9	2	1.2	156.0	23	3588.0	Y
10	2	3.9	210.0	27	5670.0	Y
11	2	4.6	201.0	29	5829.0	Y
12	2	3.2	162.0	26	4212.0	Y
13	2	2.2	197.0	25	4925.0	Y
14	2	4.5	163.0	29	4727.0	Y
15	2	3.0	203.0	26	5278.0	Y
16	2	5.0	168.0	29	4872.0	Y
17	2	2.4	217.0	25	5425.0	Y
18	2	2.9	191.0	26	4966.0	Y
19	2	2.3	166.0	25	4150.0	Y
20	2	3.7	150.0	27	4050.0	Y
21	2	2.2	176.0	25	4400.0	Y
22	2	4.9	195.0	29	5655	Y
23	2	2.9	202.0	26	5252.0	Y
24	2	2.5	178.0	25	4450.0	Y
25	2	1.1	206.0	23	4738.0	Y
26	2	3.8	155.0	27	4185.0	Y
27	2	4.7	157.0	29	4553.0	Y
28	2	2.4	224.0	25	5600.0	Y
29	2	4.2	159.0	28	4452.0	Y

Detection rate: 100%

**5270MHZ, Radar 3**

Trial Id	Radar Type	Pulse Width(μ s)	PRI (μ s)	Number of Pulses	Waveform Length (μ s)	conclusion
0	3	8.2	355.0	17	6035.0	Y
1	3	6.1	487.0	16	7792.0	Y
2	3	7.1	344.0	16	5504.0	Y
3	3	9.8	288.0	18	5184.0	Y
4	3	8.9	230.0	18	4140.0	Y
5	3	7.9	432.0	17	7344.0	Y
6	3	8.2	207.0	17	3519.0	Y
7	3	7.5	443.0	17	7531.0	Y
8	3	8.1	439.0	17	7463.0	Y
9	3	6.2	223.0	16	3568.0	Y
10	3	8.9	208.0	18	3744.0	Y
11	3	9.6	463.0	18	8334.0	Y
12	3	8.2	441.0	17	7497.0	Y
13	3	7.2	323.0	16	5168.0	Y
14	3	9.5	297.0	18	5346.0	Y
15	3	8.0	412.0	17	7004.0	Y
16	3	10.0	324.0	18	5832.0	Y
17	3	7.4	271.0	17	4607.0	Y
18	3	7.9	349.0	17	5933.0	Y
19	3	7.3	409.0	16	6544.0	Y
20	3	8.7	373.0	18	6714.0	Y
21	3	7.2	254.0	16	4064.0	Y
22	3	9.9	274.0	18	4932.0	Y
23	3	7.9	278.0	17	4726.0	Y
24	3	7.5	317.0	17	5389.0	Y
25	3	6.1	260.0	16	4160.0	Y
26	3	8.8	211.0	18	3798.0	Y
27	3	9.7	272.0	18	4896.0	Y
28	3	7.4	264.0	17	4488.0	Y
29	3	9.2	284.0	18	5112.0	Y

Detection rate: 100%

**5270MHZ, Radar 4**

Trial Id	Radar Type	Pulse Width(μ s)	PRI (μ s)	Number of Pulses	Waveform Length (μ s)	conclusion
0	4	16.0	355.0	14	4970.0	Y
1	4	11.3	487.0	12	5844.0	Y
2	4	13.5	344.0	13	4472.0	Y
3	4	19.4	288.0	16	4608.0	Y
4	4	17.5	230.0	15	3450.0	Y
5	4	15.3	432.0	14	6048.0	Y
6	4	15.9	207.0	14	2898.0	Y
7	4	14.3	443.0	13	5759.0	Y
8	4	15.8	439.0	14	6146.0	Y
9	4	11.5	223.0	12	2676.0	Y
10	4	17.4	208.0	15	3120.0	Y
11	4	19.0	463.0	16	7408.0	Y
12	4	16.0	441.0	14	6174.0	Y
13	4	13.8	323.0	13	4199.0	Y
14	4	18.9	297.0	16	4752.0	Y
15	4	15.5	412.0	14	5768.0	N
16	4	19.9	324.0	16	5184.0	Y
17	4	14.1	271.0	13	3523.0	Y
18	4	15.2	349.0	14	4886.0	Y
19	4	13.8	409.0	13	5317.0	Y
20	4	17.1	373.0	15	5595.0	Y
21	4	13.8	254.0	13	3302.0	Y
22	4	19.8	274.0	16	4384.0	Y
23	4	15.3	278.0	14	3892.0	Y
24	4	14.5	317.0	13	4121.0	Y
25	4	11.3	260.0	12	3120.0	Y
26	4	17.3	211.0	15	3165.0	Y
27	4	19.2	272.0	16	4352.0	Y
28	4	14.2	264.0	13	3432.0	Y
29	4	18.2	284.0	15	4260.0	Y

Detection rate: 97%

**5270MHZ, Radar 5**

Trial Id	Radar Type	Number of Pulses	Burst Period (s)	Waveform Length (μs)	conclusion
0	5	15	0.8000000	12.0	Y
1	5	8	1.5000000	12.0	Y
2	5	11	1.0909091	12.0	Y
3	5	20	0.6000000	12.0	Y
4	5	17	0.7058824	12.0	Y
5	5	14	0.8571429	12.0	Y
6	5	15	0.8000000	12.0	Y
7	5	12	1.0000000	12.0	Y
8	5	14	0.8571429	12.0	Y
9	5	8	1.5000000	12.0	Y
10	5	17	0.7058824	12.0	Y
11	5	19	0.6315789	12.0	N
12	5	15	0.8000000	12.0	Y
13	5	12	1.0000000	12.0	Y
14	5	19	0.6315789	12.0	Y
15	5	14	0.8571429	12.0	Y
16	5	20	0.6000000	12.0	Y
17	5	12	1.0000000	12.0	Y
18	5	14	0.8571429	12.0	Y
19	5	12	1.0000000	12.0	Y
20	5	16	0.7500000	12.0	Y
21	5	12	1.0000000	12.0	Y
22	5	20	0.6000000	12.0	Y
23	5	14	0.8571429	12.0	Y
24	5	13	0.9230769	12.0	Y
25	5	8	1.5000000	12.0	Y
26	5	17	0.7058824	12.0	Y
27	5	19	0.6315789	12.0	Y
28	5	12	1.0000000	12.0	Y
29	5	18	0.6666667	12.0	Y

Detection rate: 97%

**5270MHZ, Radar 6**

Trial Id	Radar Type	Pulse Width(μs)	PRI (μs)	Pulses Per Hop	Hopping Rate (kHz)	Hopping Sequence Length (ms)	Visible Frequency Number	conclusion
0	6	1.0	333.3	9	0.3333	300.00	33	Y
1	6	1.0	333.3	9	0.3333	300.00	29	Y
2	6	1.0	333.3	9	0.3333	300.00	28	Y
3	6	1.0	333.3	9	0.3333	300.00	35	Y
4	6	1.0	333.3	9	0.3333	300.00	35	Y
5	6	1.0	333.3	9	0.3333	300.00	31	Y
6	6	1.0	333.3	9	0.3333	300.00	33	Y
7	6	1.0	333.3	9	0.3333	300.00	29	Y
8	6	1.0	333.3	9	0.3333	300.00	33	Y
9	6	1.0	333.3	9	0.3333	300.00	32	Y
10	6	1.0	333.3	9	0.3333	300.00	36	Y
11	6	1.0	333.3	9	0.3333	300.00	40	Y
12	6	1.0	333.3	9	0.3333	300.00	37	Y
13	6	1.0	333.3	9	0.3333	300.00	34	Y
14	6	1.0	333.3	9	0.3333	300.00	31	Y
15	6	1.0	333.3	9	0.3333	300.00	39	Y
16	6	1.0	333.3	9	0.3333	300.00	35	Y
17	6	1.0	333.3	9	0.3333	300.00	36	Y
18	6	1.0	333.3	9	0.3333	300.00	29	Y
19	6	1.0	333.3	9	0.3333	300.00	32	Y
20	6	1.0	333.3	9	0.3333	300.00	35	N
21	6	1.0	333.3	9	0.3333	300.00	38	Y
22	6	1.0	333.3	9	0.3333	300.00	40	Y
23	6	1.0	333.3	9	0.3333	300.00	37	Y
24	6	1.0	333.3	9	0.3333	300.00	31	Y
25	6	1.0	333.3	9	0.3333	300.00	33	Y
26	6	1.0	333.3	9	0.3333	300.00	29	Y
27	6	1.0	333.3	9	0.3333	300.00	35	Y
28	6	1.0	333.3	9	0.3333	300.00	32	Y
29	6	1.0	333.3	9	0.3333	300.00	37	Y

Detection rate: 97%

**5290MHZ, Radar 1**

Trial Id	Radar Type	Pulse Width(μ s)	PRI (μ s)	Number of Pulses	Waveform Length (μ s)	conclusion
0	1	1.0	938.0	57	53466.0	Y
1	1	1.0	698.0	76	53048.0	Y
2	1	1.0	618.0	86	53148.0	Y
3	1	1.0	538.0	99	53262.0	Y
4	1	1.0	878.0	61	53558.0	Y
5	1	1.0	3066.0	18	55188.0	Y
6	1	1.0	638.0	83	52954.0	Y
7	1	1.0	918.0	58	53244.0	Y
8	1	1.0	838.0	63	52794.0	Y
9	1	1.0	858.0	62	53196.0	Y
10	1	1.0	798.0	67	53466.0	Y
11	1	1.0	718.0	74	53132.0	Y
12	1	1.0	578.0	92	53176.0	Y
13	1	1.0	598.0	89	53222.0	Y
14	1	1.0	558.0	95	53010.0	Y
15	1	1.0	2536.0	21	53256.0	Y
16	1	1.0	966.0	55	53130.0	Y
17	1	1.0	827.0	64	52928.0	Y
18	1	1.0	2501.0	22	55022.0	Y
19	1	1.0	2595.0	21	54495.0	Y
20	1	1.0	1114.0	48	53472.0	Y
21	1	1.0	1302.0	41	53382.0	Y
22	1	1.0	3045.0	18	54810.0	Y
23	1	1.0	1624.0	33	53592.0	Y
24	1	1.0	2878.0	19	54682.0	Y
25	1	1.0	1027.0	52	53404.0	Y
26	1	1.0	2485.0	22	54670.0	Y
27	1	1.0	1600.0	33	52800.0	Y
28	1	1.0	1172.0	46	53912.0	Y
29	1	1.0	1177.0	45	52965.0	Y

Detection rate: 100%

**5290MHZ, Radar 2**

Trial Id	Radar Type	Pulse Width(μ s)	PRI (μ s)	Number of Pulses	Waveform Length (μ s)	conclusion
0	2	3.2	179.0	26	4654.0	Y
1	2	1.1	207.0	23	4761.0	Y
2	2	2.1	230.0	24	5520.0	Y
3	2	4.8	200.0	29	5800.0	Y
4	2	3.9	214.0	28	5992.0	Y
5	2	2.9	222.0	26	5772.0	Y
6	2	3.2	204.0	26	5304.0	Y
7	2	2.5	192.0	25	4800.0	Y
8	2	3.1	164.0	26	4264.0	Y
9	2	1.2	156.0	23	3588.0	Y
10	2	3.9	210.0	27	5670.0	Y
11	2	4.6	201.0	29	5829.0	Y
12	2	3.2	162.0	26	4212.0	Y
13	2	2.2	197.0	25	4925.0	Y
14	2	4.5	163.0	29	4727.0	Y
15	2	3.0	203.0	26	5278.0	Y
16	2	5.0	168.0	29	4872.0	Y
17	2	2.4	217.0	25	5425.0	Y
18	2	2.9	191.0	26	4966.0	Y
19	2	2.3	166.0	25	4150.0	Y
20	2	3.7	150.0	27	4050.0	Y
21	2	2.2	176.0	25	4400.0	Y
22	2	4.9	195.0	29	5655	Y
23	2	2.9	202.0	26	5252.0	Y
24	2	2.5	178.0	25	4450.0	Y
25	2	1.1	206.0	23	4738.0	Y
26	2	3.8	155.0	27	4185.0	Y
27	2	4.7	157.0	29	4553.0	Y
28	2	2.4	224.0	25	5600.0	Y
29	2	4.2	159.0	28	4452.0	Y

Detection rate: 100%

**5290MHZ, Radar 3**

Trial Id	Radar Type	Pulse Width(μ s)	PRI (μ s)	Number of Pulses	Waveform Length (μ s)	conclusion
0	3	8.2	355.0	17	6035.0	Y
1	3	6.1	487.0	16	7792.0	Y
2	3	7.1	344.0	16	5504.0	Y
3	3	9.8	288.0	18	5184.0	Y
4	3	8.9	230.0	18	4140.0	Y
5	3	7.9	432.0	17	7344.0	Y
6	3	8.2	207.0	17	3519.0	Y
7	3	7.5	443.0	17	7531.0	Y
8	3	8.1	439.0	17	7463.0	Y
9	3	6.2	223.0	16	3568.0	Y
10	3	8.9	208.0	18	3744.0	Y
11	3	9.6	463.0	18	8334.0	Y
12	3	8.2	441.0	17	7497.0	Y
13	3	7.2	323.0	16	5168.0	Y
14	3	9.5	297.0	18	5346.0	Y
15	3	8.0	412.0	17	7004.0	Y
16	3	10.0	324.0	18	5832.0	Y
17	3	7.4	271.0	17	4607.0	Y
18	3	7.9	349.0	17	5933.0	Y
19	3	7.3	409.0	16	6544.0	Y
20	3	8.7	373.0	18	6714.0	Y
21	3	7.2	254.0	16	4064.0	Y
22	3	9.9	274.0	18	4932.0	Y
23	3	7.9	278.0	17	4726.0	Y
24	3	7.5	317.0	17	5389.0	Y
25	3	6.1	260.0	16	4160.0	Y
26	3	8.8	211.0	18	3798.0	Y
27	3	9.7	272.0	18	4896.0	Y
28	3	7.4	264.0	17	4488.0	Y
29	3	9.2	284.0	18	5112.0	Y

Detection rate: 100%

**5290MHZ, Radar 4**

Trial Id	Radar Type	Pulse Width(μ s)	PRI (μ s)	Number of Pulses	Waveform Length (μ s)	conclusion
0	4	16.0	355.0	14	4970.0	Y
1	4	11.3	487.0	12	5844.0	Y
2	4	13.5	344.0	13	4472.0	Y
3	4	19.4	288.0	16	4608.0	Y
4	4	17.5	230.0	15	3450.0	Y
5	4	15.3	432.0	14	6048.0	Y
6	4	15.9	207.0	14	2898.0	Y
7	4	14.3	443.0	13	5759.0	Y
8	4	15.8	439.0	14	6146.0	Y
9	4	11.5	223.0	12	2676.0	Y
10	4	17.4	208.0	15	3120.0	Y
11	4	19.0	463.0	16	7408.0	Y
12	4	16.0	441.0	14	6174.0	Y
13	4	13.8	323.0	13	4199.0	Y
14	4	18.9	297.0	16	4752.0	Y
15	4	15.5	412.0	14	5768.0	Y
16	4	19.9	324.0	16	5184.0	Y
17	4	14.1	271.0	13	3523.0	Y
18	4	15.2	349.0	14	4886.0	Y
19	4	13.8	409.0	13	5317.0	Y
20	4	17.1	373.0	15	5595.0	Y
21	4	13.8	254.0	13	3302.0	Y
22	4	19.8	274.0	16	4384.0	Y
23	4	15.3	278.0	14	3892.0	Y
24	4	14.5	317.0	13	4121.0	Y
25	4	11.3	260.0	12	3120.0	Y
26	4	17.3	211.0	15	3165.0	Y
27	4	19.2	272.0	16	4352.0	Y
28	4	14.2	264.0	13	3432.0	Y
29	4	18.2	284.0	15	4260.0	Y

Detection rate: 100%

**5290MHZ, Radar 5**

Trial Id	Radar Type	Number of Pulses	Burst Period (s)	Waveform Length (μs)	conclusion
0	5	15	0.8000000	12.0	Y
1	5	8	1.5000000	12.0	Y
2	5	11	1.0909091	12.0	Y
3	5	20	0.6000000	12.0	Y
4	5	17	0.7058824	12.0	Y
5	5	14	0.8571429	12.0	Y
6	5	15	0.8000000	12.0	Y
7	5	12	1.0000000	12.0	Y
8	5	14	0.8571429	12.0	Y
9	5	8	1.5000000	12.0	Y
10	5	17	0.7058824	12.0	Y
11	5	19	0.6315789	12.0	Y
12	5	15	0.8000000	12.0	Y
13	5	12	1.0000000	12.0	Y
14	5	19	0.6315789	12.0	Y
15	5	14	0.8571429	12.0	Y
16	5	20	0.6000000	12.0	Y
17	5	12	1.0000000	12.0	Y
18	5	14	0.8571429	12.0	Y
19	5	12	1.0000000	12.0	N
20	5	16	0.7500000	12.0	Y
21	5	12	1.0000000	12.0	Y
22	5	20	0.6000000	12.0	Y
23	5	14	0.8571429	12.0	Y
24	5	13	0.9230769	12.0	Y
25	5	8	1.5000000	12.0	Y
26	5	17	0.7058824	12.0	Y
27	5	19	0.6315789	12.0	Y
28	5	12	1.0000000	12.0	Y
29	5	18	0.6666667	12.0	Y

Detection rate: 97%

**5290MHZ, Radar 6**

Trial Id	Radar Type	Pulse Width(μs)	PRI (μs)	Pulses Per Hop	Hopping Rate (kHz)	Hopping Sequence Length (ms)	Visible Frequency Number	conclusion
0	6	1.0	333.3	9	0.3333	300.00	33	Y
1	6	1.0	333.3	9	0.3333	300.00	29	Y
2	6	1.0	333.3	9	0.3333	300.00	28	Y
3	6	1.0	333.3	9	0.3333	300.00	35	Y
4	6	1.0	333.3	9	0.3333	300.00	35	Y
5	6	1.0	333.3	9	0.3333	300.00	31	Y
6	6	1.0	333.3	9	0.3333	300.00	33	Y
7	6	1.0	333.3	9	0.3333	300.00	29	Y
8	6	1.0	333.3	9	0.3333	300.00	33	Y
9	6	1.0	333.3	9	0.3333	300.00	32	Y
10	6	1.0	333.3	9	0.3333	300.00	36	Y
11	6	1.0	333.3	9	0.3333	300.00	40	Y
12	6	1.0	333.3	9	0.3333	300.00	37	Y
13	6	1.0	333.3	9	0.3333	300.00	34	Y
14	6	1.0	333.3	9	0.3333	300.00	31	Y
15	6	1.0	333.3	9	0.3333	300.00	39	Y
16	6	1.0	333.3	9	0.3333	300.00	35	Y
17	6	1.0	333.3	9	0.3333	300.00	36	Y
18	6	1.0	333.3	9	0.3333	300.00	29	Y
19	6	1.0	333.3	9	0.3333	300.00	32	Y
20	6	1.0	333.3	9	0.3333	300.00	35	Y
21	6	1.0	333.3	9	0.3333	300.00	38	Y
22	6	1.0	333.3	9	0.3333	300.00	40	Y
23	6	1.0	333.3	9	0.3333	300.00	37	Y
24	6	1.0	333.3	9	0.3333	300.00	31	Y
25	6	1.0	333.3	9	0.3333	300.00	33	Y
26	6	1.0	333.3	9	0.3333	300.00	29	Y
27	6	1.0	333.3	9	0.3333	300.00	35	Y
28	6	1.0	333.3	9	0.3333	300.00	32	Y
29	6	1.0	333.3	9	0.3333	300.00	37	Y
Detection rate: 100%								

**5300MHZ, Radar 1**

Trial Id	Radar Type	Pulse Width(μ s)	PRI (μ s)	Number of Pulses	Waveform Length (μ s)	conclusion
0	1	1.0	938.0	57	53466.0	Y
1	1	1.0	698.0	76	53048.0	Y
2	1	1.0	618.0	86	53148.0	Y
3	1	1.0	538.0	99	53262.0	Y
4	1	1.0	878.0	61	53558.0	Y
5	1	1.0	3066.0	18	55188.0	Y
6	1	1.0	638.0	83	52954.0	Y
7	1	1.0	918.0	58	53244.0	Y
8	1	1.0	838.0	63	52794.0	Y
9	1	1.0	858.0	62	53196.0	Y
10	1	1.0	798.0	67	53466.0	Y
11	1	1.0	718.0	74	53132.0	Y
12	1	1.0	578.0	92	53176.0	Y
13	1	1.0	598.0	89	53222.0	Y
14	1	1.0	558.0	95	53010.0	Y
15	1	1.0	2536.0	21	53256.0	Y
16	1	1.0	966.0	55	53130.0	Y
17	1	1.0	827.0	64	52928.0	Y
18	1	1.0	2501.0	22	55022.0	Y
19	1	1.0	2595.0	21	54495.0	Y
20	1	1.0	1114.0	48	53472.0	Y
21	1	1.0	1302.0	41	53382.0	Y
22	1	1.0	3045.0	18	54810.0	Y
23	1	1.0	1624.0	33	53592.0	Y
24	1	1.0	2878.0	19	54682.0	Y
25	1	1.0	1027.0	52	53404.0	Y
26	1	1.0	2485.0	22	54670.0	Y
27	1	1.0	1600.0	33	52800.0	Y
28	1	1.0	1172.0	46	53912.0	Y
29	1	1.0	1177.0	45	52965.0	Y

Detection rate: 100%

**5300MHZ, Radar 2**

Trial Id	Radar Type	Pulse Width(μs)	PRI (μs)	Number of Pulses	Waveform Length (μs)	conclusion
0	2	3.2	179.0	26	4654.0	Y
1	2	1.1	207.0	23	4761.0	Y
2	2	2.1	230.0	24	5520.0	Y
3	2	4.8	200.0	29	5800.0	Y
4	2	3.9	214.0	28	5992.0	Y
5	2	2.9	222.0	26	5772.0	Y
6	2	3.2	204.0	26	5304.0	Y
7	2	2.5	192.0	25	4800.0	Y
8	2	3.1	164.0	26	4264.0	Y
9	2	1.2	156.0	23	3588.0	Y
10	2	3.9	210.0	27	5670.0	Y
11	2	4.6	201.0	29	5829.0	Y
12	2	3.2	162.0	26	4212.0	Y
13	2	2.2	197.0	25	4925.0	Y
14	2	4.5	163.0	29	4727.0	Y
15	2	3.0	203.0	26	5278.0	Y
16	2	5.0	168.0	29	4872.0	Y
17	2	2.4	217.0	25	5425.0	Y
18	2	2.9	191.0	26	4966.0	Y
19	2	2.3	166.0	25	4150.0	Y
20	2	3.7	150.0	27	4050.0	Y
21	2	2.2	176.0	25	4400.0	Y
22	2	4.9	195.0	29	5655	Y
23	2	2.9	202.0	26	5252.0	Y
24	2	2.5	178.0	25	4450.0	Y
25	2	1.1	206.0	23	4738.0	Y
26	2	3.8	155.0	27	4185.0	Y
27	2	4.7	157.0	29	4553.0	Y
28	2	2.4	224.0	25	5600.0	Y
29	2	4.2	159.0	28	4452.0	Y

Detection rate: 100%

**5300MHZ, Radar 3**

Trial Id	Radar Type	Pulse Width(μ s)	PRI (μ s)	Number of Pulses	Waveform Length (μ s)	conclusion
0	3	8.2	355.0	17	6035.0	Y
1	3	6.1	487.0	16	7792.0	Y
2	3	7.1	344.0	16	5504.0	Y
3	3	9.8	288.0	18	5184.0	Y
4	3	8.9	230.0	18	4140.0	Y
5	3	7.9	432.0	17	7344.0	Y
6	3	8.2	207.0	17	3519.0	Y
7	3	7.5	443.0	17	7531.0	Y
8	3	8.1	439.0	17	7463.0	Y
9	3	6.2	223.0	16	3568.0	Y
10	3	8.9	208.0	18	3744.0	Y
11	3	9.6	463.0	18	8334.0	Y
12	3	8.2	441.0	17	7497.0	Y
13	3	7.2	323.0	16	5168.0	Y
14	3	9.5	297.0	18	5346.0	Y
15	3	8.0	412.0	17	7004.0	Y
16	3	10.0	324.0	18	5832.0	Y
17	3	7.4	271.0	17	4607.0	Y
18	3	7.9	349.0	17	5933.0	Y
19	3	7.3	409.0	16	6544.0	Y
20	3	8.7	373.0	18	6714.0	Y
21	3	7.2	254.0	16	4064.0	Y
22	3	9.9	274.0	18	4932.0	Y
23	3	7.9	278.0	17	4726.0	Y
24	3	7.5	317.0	17	5389.0	Y
25	3	6.1	260.0	16	4160.0	Y
26	3	8.8	211.0	18	3798.0	Y
27	3	9.7	272.0	18	4896.0	Y
28	3	7.4	264.0	17	4488.0	Y
29	3	9.2	284.0	18	5112.0	Y

Detection rate: 100%

**5300MHZ, Radar 4**

Trial Id	Radar Type	Pulse Width(μ s)	PRI (μ s)	Number of Pulses	Waveform Length (μ s)	conclusion
0	4	16.0	355.0	14	4970.0	Y
1	4	11.3	487.0	12	5844.0	Y
2	4	13.5	344.0	13	4472.0	Y
3	4	19.4	288.0	16	4608.0	Y
4	4	17.5	230.0	15	3450.0	Y
5	4	15.3	432.0	14	6048.0	Y
6	4	15.9	207.0	14	2898.0	Y
7	4	14.3	443.0	13	5759.0	Y
8	4	15.8	439.0	14	6146.0	Y
9	4	11.5	223.0	12	2676.0	Y
10	4	17.4	208.0	15	3120.0	Y
11	4	19.0	463.0	16	7408.0	Y
12	4	16.0	441.0	14	6174.0	Y
13	4	13.8	323.0	13	4199.0	Y
14	4	18.9	297.0	16	4752.0	Y
15	4	15.5	412.0	14	5768.0	Y
16	4	19.9	324.0	16	5184.0	Y
17	4	14.1	271.0	13	3523.0	Y
18	4	15.2	349.0	14	4886.0	Y
19	4	13.8	409.0	13	5317.0	Y
20	4	17.1	373.0	15	5595.0	Y
21	4	13.8	254.0	13	3302.0	Y
22	4	19.8	274.0	16	4384.0	Y
23	4	15.3	278.0	14	3892.0	Y
24	4	14.5	317.0	13	4121.0	Y
25	4	11.3	260.0	12	3120.0	Y
26	4	17.3	211.0	15	3165.0	Y
27	4	19.2	272.0	16	4352.0	Y
28	4	14.2	264.0	13	3432.0	Y
29	4	18.2	284.0	15	4260.0	Y

Detection rate: 100%

**5300MHZ, Radar 5**

Trial Id	Radar Type	Number of Pulses	Burst Period (s)	Waveform Length (μs)	conclusion
0	5	15	0.8000000	12.0	Y
1	5	8	1.5000000	12.0	Y
2	5	11	1.0909091	12.0	Y
3	5	20	0.6000000	12.0	Y
4	5	17	0.7058824	12.0	Y
5	5	14	0.8571429	12.0	Y
6	5	15	0.8000000	12.0	Y
7	5	12	1.0000000	12.0	Y
8	5	14	0.8571429	12.0	Y
9	5	8	1.5000000	12.0	Y
10	5	17	0.7058824	12.0	Y
11	5	19	0.6315789	12.0	Y
12	5	15	0.8000000	12.0	N
13	5	12	1.0000000	12.0	Y
14	5	19	0.6315789	12.0	Y
15	5	14	0.8571429	12.0	N
16	5	20	0.6000000	12.0	Y
17	5	12	1.0000000	12.0	Y
18	5	14	0.8571429	12.0	Y
19	5	12	1.0000000	12.0	Y
20	5	16	0.7500000	12.0	Y
21	5	12	1.0000000	12.0	Y
22	5	20	0.6000000	12.0	Y
23	5	14	0.8571429	12.0	Y
24	5	13	0.9230769	12.0	Y
25	5	8	1.5000000	12.0	Y
26	5	17	0.7058824	12.0	Y
27	5	19	0.6315789	12.0	Y
28	5	12	1.0000000	12.0	Y
29	5	18	0.6666667	12.0	Y

Detection rate: 93%

**5300MHZ, Radar 6**

Trial Id	Radar Type	Pulse Width(μ s)	PRI (μ s)	Pulses Per Hop	Hopping Rate (kHz)	Hopping Sequence Length (ms)	Visible Frequency Number	conclusion
0	6	1.0	333.3	9	0.3333	300.00	33	Y
1	6	1.0	333.3	9	0.3333	300.00	29	Y
2	6	1.0	333.3	9	0.3333	300.00	28	Y
3	6	1.0	333.3	9	0.3333	300.00	35	Y
4	6	1.0	333.3	9	0.3333	300.00	35	Y
5	6	1.0	333.3	9	0.3333	300.00	31	Y
6	6	1.0	333.3	9	0.3333	300.00	33	Y
7	6	1.0	333.3	9	0.3333	300.00	29	Y
8	6	1.0	333.3	9	0.3333	300.00	33	Y
9	6	1.0	333.3	9	0.3333	300.00	32	Y
10	6	1.0	333.3	9	0.3333	300.00	36	Y
11	6	1.0	333.3	9	0.3333	300.00	40	Y
12	6	1.0	333.3	9	0.3333	300.00	37	Y
13	6	1.0	333.3	9	0.3333	300.00	34	Y
14	6	1.0	333.3	9	0.3333	300.00	31	Y
15	6	1.0	333.3	9	0.3333	300.00	39	Y
16	6	1.0	333.3	9	0.3333	300.00	35	Y
17	6	1.0	333.3	9	0.3333	300.00	36	Y
18	6	1.0	333.3	9	0.3333	300.00	29	Y
19	6	1.0	333.3	9	0.3333	300.00	32	Y
20	6	1.0	333.3	9	0.3333	300.00	35	Y
21	6	1.0	333.3	9	0.3333	300.00	38	Y
22	6	1.0	333.3	9	0.3333	300.00	40	Y
23	6	1.0	333.3	9	0.3333	300.00	37	Y
24	6	1.0	333.3	9	0.3333	300.00	31	Y
25	6	1.0	333.3	9	0.3333	300.00	33	Y
26	6	1.0	333.3	9	0.3333	300.00	29	Y
27	6	1.0	333.3	9	0.3333	300.00	35	Y
28	6	1.0	333.3	9	0.3333	300.00	32	Y
29	6	1.0	333.3	9	0.3333	300.00	37	Y

Detection rate: 100%

**5500MHZ, Radar 1**

Trial Id	Radar Type	Pulse Width(μ s)	PRI (μ s)	Number of Pulses	Waveform Length (μ s)	conclusion
0	1	1.0	938.0	57	53466.0	Y
1	1	1.0	698.0	76	53048.0	Y
2	1	1.0	618.0	86	53148.0	Y
3	1	1.0	538.0	99	53262.0	Y
4	1	1.0	878.0	61	53558.0	Y
5	1	1.0	3066.0	18	55188.0	Y
6	1	1.0	638.0	83	52954.0	Y
7	1	1.0	918.0	58	53244.0	Y
8	1	1.0	838.0	63	52794.0	Y
9	1	1.0	858.0	62	53196.0	Y
10	1	1.0	798.0	67	53466.0	Y
11	1	1.0	718.0	74	53132.0	Y
12	1	1.0	578.0	92	53176.0	Y
13	1	1.0	598.0	89	53222.0	Y
14	1	1.0	558.0	95	53010.0	Y
15	1	1.0	2536.0	21	53256.0	Y
16	1	1.0	966.0	55	53130.0	Y
17	1	1.0	827.0	64	52928.0	Y
18	1	1.0	2501.0	22	55022.0	Y
19	1	1.0	2595.0	21	54495.0	Y
20	1	1.0	1114.0	48	53472.0	Y
21	1	1.0	1302.0	41	53382.0	Y
22	1	1.0	3045.0	18	54810.0	Y
23	1	1.0	1624.0	33	53592.0	Y
24	1	1.0	2878.0	19	54682.0	Y
25	1	1.0	1027.0	52	53404.0	Y
26	1	1.0	2485.0	22	54670.0	Y
27	1	1.0	1600.0	33	52800.0	Y
28	1	1.0	1172.0	46	53912.0	Y
29	1	1.0	1177.0	45	52965.0	Y

Detection rate: 100%

**5500MHZ, Radar 2**

Trial Id	Radar Type	Pulse Width(μ s)	PRI (μ s)	Number of Pulses	Waveform Length (μ s)	conclusion
0	2	3.2	179.0	26	4654.0	Y
1	2	1.1	207.0	23	4761.0	Y
2	2	2.1	230.0	24	5520.0	Y
3	2	4.8	200.0	29	5800.0	Y
4	2	3.9	214.0	28	5992.0	Y
5	2	2.9	222.0	26	5772.0	Y
6	2	3.2	204.0	26	5304.0	Y
7	2	2.5	192.0	25	4800.0	Y
8	2	3.1	164.0	26	4264.0	Y
9	2	1.2	156.0	23	3588.0	Y
10	2	3.9	210.0	27	5670.0	Y
11	2	4.6	201.0	29	5829.0	Y
12	2	3.2	162.0	26	4212.0	Y
13	2	2.2	197.0	25	4925.0	Y
14	2	4.5	163.0	29	4727.0	Y
15	2	3.0	203.0	26	5278.0	Y
16	2	5.0	168.0	29	4872.0	Y
17	2	2.4	217.0	25	5425.0	Y
18	2	2.9	191.0	26	4966.0	Y
19	2	2.3	166.0	25	4150.0	Y
20	2	3.7	150.0	27	4050.0	Y
21	2	2.2	176.0	25	4400.0	Y
22	2	4.9	195.0	29	5655	Y
23	2	2.9	202.0	26	5252.0	Y
24	2	2.5	178.0	25	4450.0	Y
25	2	1.1	206.0	23	4738.0	Y
26	2	3.8	155.0	27	4185.0	Y
27	2	4.7	157.0	29	4553.0	Y
28	2	2.4	224.0	25	5600.0	Y
29	2	4.2	159.0	28	4452.0	Y

Detection rate: 100%

**5500MHZ, Radar 3**

Trial Id	Radar Type	Pulse Width(μ s)	PRI (μ s)	Number of Pulses	Waveform Length (μ s)	conclusion
0	3	8.2	355.0	17	6035.0	Y
1	3	6.1	487.0	16	7792.0	Y
2	3	7.1	344.0	16	5504.0	Y
3	3	9.8	288.0	18	5184.0	Y
4	3	8.9	230.0	18	4140.0	Y
5	3	7.9	432.0	17	7344.0	Y
6	3	8.2	207.0	17	3519.0	Y
7	3	7.5	443.0	17	7531.0	Y
8	3	8.1	439.0	17	7463.0	Y
9	3	6.2	223.0	16	3568.0	Y
10	3	8.9	208.0	18	3744.0	Y
11	3	9.6	463.0	18	8334.0	Y
12	3	8.2	441.0	17	7497.0	Y
13	3	7.2	323.0	16	5168.0	Y
14	3	9.5	297.0	18	5346.0	Y
15	3	8.0	412.0	17	7004.0	Y
16	3	10.0	324.0	18	5832.0	Y
17	3	7.4	271.0	17	4607.0	Y
18	3	7.9	349.0	17	5933.0	Y
19	3	7.3	409.0	16	6544.0	Y
20	3	8.7	373.0	18	6714.0	Y
21	3	7.2	254.0	16	4064.0	Y
22	3	9.9	274.0	18	4932.0	Y
23	3	7.9	278.0	17	4726.0	Y
24	3	7.5	317.0	17	5389.0	Y
25	3	6.1	260.0	16	4160.0	Y
26	3	8.8	211.0	18	3798.0	Y
27	3	9.7	272.0	18	4896.0	Y
28	3	7.4	264.0	17	4488.0	Y
29	3	9.2	284.0	18	5112.0	Y

Detection rate: 100%

**5500MHZ, Radar 4**

Trial Id	Radar Type	Pulse Width(μ s)	PRI (μ s)	Number of Pulses	Waveform Length (μ s)	conclusion
0	4	16.0	355.0	14	4970.0	Y
1	4	11.3	487.0	12	5844.0	Y
2	4	13.5	344.0	13	4472.0	Y
3	4	19.4	288.0	16	4608.0	Y
4	4	17.5	230.0	15	3450.0	Y
5	4	15.3	432.0	14	6048.0	Y
6	4	15.9	207.0	14	2898.0	Y
7	4	14.3	443.0	13	5759.0	Y
8	4	15.8	439.0	14	6146.0	Y
9	4	11.5	223.0	12	2676.0	Y
10	4	17.4	208.0	15	3120.0	Y
11	4	19.0	463.0	16	7408.0	Y
12	4	16.0	441.0	14	6174.0	Y
13	4	13.8	323.0	13	4199.0	Y
14	4	18.9	297.0	16	4752.0	Y
15	4	15.5	412.0	14	5768.0	Y
16	4	19.9	324.0	16	5184.0	Y
17	4	14.1	271.0	13	3523.0	N
18	4	15.2	349.0	14	4886.0	Y
19	4	13.8	409.0	13	5317.0	Y
20	4	17.1	373.0	15	5595.0	Y
21	4	13.8	254.0	13	3302.0	Y
22	4	19.8	274.0	16	4384.0	Y
23	4	15.3	278.0	14	3892.0	Y
24	4	14.5	317.0	13	4121.0	Y
25	4	11.3	260.0	12	3120.0	Y
26	4	17.3	211.0	15	3165.0	Y
27	4	19.2	272.0	16	4352.0	Y
28	4	14.2	264.0	13	3432.0	Y
29	4	18.2	284.0	15	4260.0	Y

Detection rate: 97%

**5500MHZ, Radar 5**

Trial Id	Radar Type	Number of Pulses	Burst Period (s)	Waveform Length (μs)	conclusion
0	5	15	0.8000000	12.0	Y
1	5	8	1.5000000	12.0	Y
2	5	11	1.0909091	12.0	Y
3	5	20	0.6000000	12.0	Y
4	5	17	0.7058824	12.0	Y
5	5	14	0.8571429	12.0	Y
6	5	15	0.8000000	12.0	Y
7	5	12	1.0000000	12.0	Y
8	5	14	0.8571429	12.0	Y
9	5	8	1.5000000	12.0	Y
10	5	17	0.7058824	12.0	Y
11	5	19	0.6315789	12.0	Y
12	5	15	0.8000000	12.0	Y
13	5	12	1.0000000	12.0	Y
14	5	19	0.6315789	12.0	Y
15	5	14	0.8571429	12.0	Y
16	5	20	0.6000000	12.0	Y
17	5	12	1.0000000	12.0	Y
18	5	14	0.8571429	12.0	Y
19	5	12	1.0000000	12.0	Y
20	5	16	0.7500000	12.0	Y
21	5	12	1.0000000	12.0	Y
22	5	20	0.6000000	12.0	Y
23	5	14	0.8571429	12.0	Y
24	5	13	0.9230769	12.0	Y
25	5	8	1.5000000	12.0	Y
26	5	17	0.7058824	12.0	Y
27	5	19	0.6315789	12.0	Y
28	5	12	1.0000000	12.0	Y
29	5	18	0.6666667	12.0	Y

Detection rate: 100%

**5500MHZ, Radar 6**

Trial Id	Radar Type	Pulse Width(μ s)	PRI (μ s)	Pulses Per Hop	Hopping Rate (kHz)	Hopping Sequence Length (ms)	Visible Frequency Number	conclusion
0	6	1.0	333.3	9	0.3333	300.00	33	Y
1	6	1.0	333.3	9	0.3333	300.00	29	Y
2	6	1.0	333.3	9	0.3333	300.00	28	Y
3	6	1.0	333.3	9	0.3333	300.00	35	Y
4	6	1.0	333.3	9	0.3333	300.00	35	Y
5	6	1.0	333.3	9	0.3333	300.00	31	Y
6	6	1.0	333.3	9	0.3333	300.00	33	Y
7	6	1.0	333.3	9	0.3333	300.00	29	Y
8	6	1.0	333.3	9	0.3333	300.00	33	Y
9	6	1.0	333.3	9	0.3333	300.00	32	Y
10	6	1.0	333.3	9	0.3333	300.00	36	Y
11	6	1.0	333.3	9	0.3333	300.00	40	Y
12	6	1.0	333.3	9	0.3333	300.00	37	Y
13	6	1.0	333.3	9	0.3333	300.00	34	Y
14	6	1.0	333.3	9	0.3333	300.00	31	Y
15	6	1.0	333.3	9	0.3333	300.00	39	Y
16	6	1.0	333.3	9	0.3333	300.00	35	Y
17	6	1.0	333.3	9	0.3333	300.00	36	Y
18	6	1.0	333.3	9	0.3333	300.00	29	Y
19	6	1.0	333.3	9	0.3333	300.00	32	Y
20	6	1.0	333.3	9	0.3333	300.00	35	Y
21	6	1.0	333.3	9	0.3333	300.00	38	Y
22	6	1.0	333.3	9	0.3333	300.00	40	Y
23	6	1.0	333.3	9	0.3333	300.00	37	Y
24	6	1.0	333.3	9	0.3333	300.00	31	Y
25	6	1.0	333.3	9	0.3333	300.00	33	Y
26	6	1.0	333.3	9	0.3333	300.00	29	Y
27	6	1.0	333.3	9	0.3333	300.00	35	Y
28	6	1.0	333.3	9	0.3333	300.00	32	Y
29	6	1.0	333.3	9	0.3333	300.00	37	Y

Detection rate: 100%

**5530MHZ, Radar 1**

Trial Id	Radar Type	Pulse Width(μs)	PRI (μs)	Number of Pulses	Waveform Length (μs)	conclusion
0	1	1.0	938.0	57	53466.0	Y
1	1	1.0	698.0	76	53048.0	Y
2	1	1.0	618.0	86	53148.0	Y
3	1	1.0	538.0	99	53262.0	Y
4	1	1.0	878.0	61	53558.0	Y
5	1	1.0	3066.0	18	55188.0	Y
6	1	1.0	638.0	83	52954.0	Y
7	1	1.0	918.0	58	53244.0	Y
8	1	1.0	838.0	63	52794.0	Y
9	1	1.0	858.0	62	53196.0	Y
10	1	1.0	798.0	67	53466.0	Y
11	1	1.0	718.0	74	53132.0	Y
12	1	1.0	578.0	92	53176.0	Y
13	1	1.0	598.0	89	53222.0	Y
14	1	1.0	558.0	95	53010.0	Y
15	1	1.0	2536.0	21	53256.0	Y
16	1	1.0	966.0	55	53130.0	Y
17	1	1.0	827.0	64	52928.0	Y
18	1	1.0	2501.0	22	55022.0	Y
19	1	1.0	2595.0	21	54495.0	Y
20	1	1.0	1114.0	48	53472.0	Y
21	1	1.0	1302.0	41	53382.0	Y
22	1	1.0	3045.0	18	54810.0	Y
23	1	1.0	1624.0	33	53592.0	Y
24	1	1.0	2878.0	19	54682.0	Y
25	1	1.0	1027.0	52	53404.0	Y
26	1	1.0	2485.0	22	54670.0	Y
27	1	1.0	1600.0	33	52800.0	Y
28	1	1.0	1172.0	46	53912.0	Y
29	1	1.0	1177.0	45	52965.0	Y

Detection rate: 100%

**5530MHZ, Radar 2**

Trial Id	Radar Type	Pulse Width(μ s)	PRI (μ s)	Number of Pulses	Waveform Length (μ s)	conclusion
0	2	3.2	179.0	26	4654.0	Y
1	2	1.1	207.0	23	4761.0	Y
2	2	2.1	230.0	24	5520.0	Y
3	2	4.8	200.0	29	5800.0	Y
4	2	3.9	214.0	28	5992.0	Y
5	2	2.9	222.0	26	5772.0	Y
6	2	3.2	204.0	26	5304.0	Y
7	2	2.5	192.0	25	4800.0	Y
8	2	3.1	164.0	26	4264.0	Y
9	2	1.2	156.0	23	3588.0	Y
10	2	3.9	210.0	27	5670.0	Y
11	2	4.6	201.0	29	5829.0	Y
12	2	3.2	162.0	26	4212.0	Y
13	2	2.2	197.0	25	4925.0	Y
14	2	4.5	163.0	29	4727.0	Y
15	2	3.0	203.0	26	5278.0	Y
16	2	5.0	168.0	29	4872.0	Y
17	2	2.4	217.0	25	5425.0	Y
18	2	2.9	191.0	26	4966.0	Y
19	2	2.3	166.0	25	4150.0	Y
20	2	3.7	150.0	27	4050.0	Y
21	2	2.2	176.0	25	4400.0	Y
22	2	4.9	195.0	29	5655	N
23	2	2.9	202.0	26	5252.0	Y
24	2	2.5	178.0	25	4450.0	Y
25	2	1.1	206.0	23	4738.0	Y
26	2	3.8	155.0	27	4185.0	Y
27	2	4.7	157.0	29	4553.0	Y
28	2	2.4	224.0	25	5600.0	Y
29	2	4.2	159.0	28	4452.0	Y

Detection rate: 97%

**5530MHZ, Radar 3**

Trial Id	Radar Type	Pulse Width(μ s)	PRI (μ s)	Number of Pulses	Waveform Length (μ s)	conclusion
0	3	8.2	355.0	17	6035.0	Y
1	3	6.1	487.0	16	7792.0	Y
2	3	7.1	344.0	16	5504.0	Y
3	3	9.8	288.0	18	5184.0	Y
4	3	8.9	230.0	18	4140.0	Y
5	3	7.9	432.0	17	7344.0	Y
6	3	8.2	207.0	17	3519.0	Y
7	3	7.5	443.0	17	7531.0	Y
8	3	8.1	439.0	17	7463.0	Y
9	3	6.2	223.0	16	3568.0	Y
10	3	8.9	208.0	18	3744.0	Y
11	3	9.6	463.0	18	8334.0	Y
12	3	8.2	441.0	17	7497.0	Y
13	3	7.2	323.0	16	5168.0	Y
14	3	9.5	297.0	18	5346.0	Y
15	3	8.0	412.0	17	7004.0	Y
16	3	10.0	324.0	18	5832.0	Y
17	3	7.4	271.0	17	4607.0	Y
18	3	7.9	349.0	17	5933.0	Y
19	3	7.3	409.0	16	6544.0	Y
20	3	8.7	373.0	18	6714.0	Y
21	3	7.2	254.0	16	4064.0	Y
22	3	9.9	274.0	18	4932.0	Y
23	3	7.9	278.0	17	4726.0	Y
24	3	7.5	317.0	17	5389.0	Y
25	3	6.1	260.0	16	4160.0	Y
26	3	8.8	211.0	18	3798.0	Y
27	3	9.7	272.0	18	4896.0	Y
28	3	7.4	264.0	17	4488.0	Y
29	3	9.2	284.0	18	5112.0	Y

Detection rate: 100%

**5530MHZ, Radar 4**

Trial Id	Radar Type	Pulse Width(μ s)	PRI (μ s)	Number of Pulses	Waveform Length (μ s)	conclusion
0	4	16.0	355.0	14	4970.0	Y
1	4	11.3	487.0	12	5844.0	Y
2	4	13.5	344.0	13	4472.0	Y
3	4	19.4	288.0	16	4608.0	Y
4	4	17.5	230.0	15	3450.0	Y
5	4	15.3	432.0	14	6048.0	Y
6	4	15.9	207.0	14	2898.0	Y
7	4	14.3	443.0	13	5759.0	Y
8	4	15.8	439.0	14	6146.0	Y
9	4	11.5	223.0	12	2676.0	Y
10	4	17.4	208.0	15	3120.0	Y
11	4	19.0	463.0	16	7408.0	Y
12	4	16.0	441.0	14	6174.0	Y
13	4	13.8	323.0	13	4199.0	Y
14	4	18.9	297.0	16	4752.0	Y
15	4	15.5	412.0	14	5768.0	Y
16	4	19.9	324.0	16	5184.0	Y
17	4	14.1	271.0	13	3523.0	Y
18	4	15.2	349.0	14	4886.0	Y
19	4	13.8	409.0	13	5317.0	Y
20	4	17.1	373.0	15	5595.0	Y
21	4	13.8	254.0	13	3302.0	Y
22	4	19.8	274.0	16	4384.0	Y
23	4	15.3	278.0	14	3892.0	Y
24	4	14.5	317.0	13	4121.0	Y
25	4	11.3	260.0	12	3120.0	Y
26	4	17.3	211.0	15	3165.0	Y
27	4	19.2	272.0	16	4352.0	Y
28	4	14.2	264.0	13	3432.0	Y
29	4	18.2	284.0	15	4260.0	Y

Detection rate: 100%

**5530MHZ, Radar 5**

Trial Id	Radar Type	Number of Pulses	Burst Period (s)	Waveform Length (μs)	conclusion
0	5	15	0.8000000	12.0	Y
1	5	8	1.5000000	12.0	Y
2	5	11	1.0909091	12.0	Y
3	5	20	0.6000000	12.0	Y
4	5	17	0.7058824	12.0	Y
5	5	14	0.8571429	12.0	Y
6	5	15	0.8000000	12.0	Y
7	5	12	1.0000000	12.0	Y
8	5	14	0.8571429	12.0	Y
9	5	8	1.5000000	12.0	Y
10	5	17	0.7058824	12.0	Y
11	5	19	0.6315789	12.0	Y
12	5	15	0.8000000	12.0	Y
13	5	12	1.0000000	12.0	Y
14	5	19	0.6315789	12.0	Y
15	5	14	0.8571429	12.0	Y
16	5	20	0.6000000	12.0	Y
17	5	12	1.0000000	12.0	Y
18	5	14	0.8571429	12.0	Y
19	5	12	1.0000000	12.0	Y
20	5	16	0.7500000	12.0	Y
21	5	12	1.0000000	12.0	Y
22	5	20	0.6000000	12.0	Y
23	5	14	0.8571429	12.0	Y
24	5	13	0.9230769	12.0	Y
25	5	8	1.5000000	12.0	Y
26	5	17	0.7058824	12.0	Y
27	5	19	0.6315789	12.0	Y
28	5	12	1.0000000	12.0	Y
29	5	18	0.6666667	12.0	Y

Detection rate: 100%

**5530MHZ, Radar 6**

Trial Id	Radar Type	Pulse Width(μs)	PRI (μs)	Pulses Per Hop	Hopping Rate (kHz)	Hopping Sequence Length (ms)	Visible Frequency Number	conclusion
0	6	1.0	333.3	9	0.3333	300.00	33	Y
1	6	1.0	333.3	9	0.3333	300.00	29	Y
2	6	1.0	333.3	9	0.3333	300.00	28	Y
3	6	1.0	333.3	9	0.3333	300.00	35	Y
4	6	1.0	333.3	9	0.3333	300.00	35	Y
5	6	1.0	333.3	9	0.3333	300.00	31	Y
6	6	1.0	333.3	9	0.3333	300.00	33	Y
7	6	1.0	333.3	9	0.3333	300.00	29	Y
8	6	1.0	333.3	9	0.3333	300.00	33	Y
9	6	1.0	333.3	9	0.3333	300.00	32	Y
10	6	1.0	333.3	9	0.3333	300.00	36	Y
11	6	1.0	333.3	9	0.3333	300.00	40	Y
12	6	1.0	333.3	9	0.3333	300.00	37	Y
13	6	1.0	333.3	9	0.3333	300.00	34	Y
14	6	1.0	333.3	9	0.3333	300.00	31	Y
15	6	1.0	333.3	9	0.3333	300.00	39	Y
16	6	1.0	333.3	9	0.3333	300.00	35	Y
17	6	1.0	333.3	9	0.3333	300.00	36	Y
18	6	1.0	333.3	9	0.3333	300.00	29	Y
19	6	1.0	333.3	9	0.3333	300.00	32	Y
20	6	1.0	333.3	9	0.3333	300.00	35	Y
21	6	1.0	333.3	9	0.3333	300.00	38	Y
22	6	1.0	333.3	9	0.3333	300.00	40	Y
23	6	1.0	333.3	9	0.3333	300.00	37	Y
24	6	1.0	333.3	9	0.3333	300.00	31	Y
25	6	1.0	333.3	9	0.3333	300.00	33	Y
26	6	1.0	333.3	9	0.3333	300.00	29	Y
27	6	1.0	333.3	9	0.3333	300.00	35	Y
28	6	1.0	333.3	9	0.3333	300.00	32	Y
29	6	1.0	333.3	9	0.3333	300.00	37	Y

Detection rate: 100%

**5550MHZ, Radar 1**

Trial Id	Radar Type	Pulse Width(μ s)	PRI (μ s)	Number of Pulses	Waveform Length (μ s)	conclusion
0	1	1.0	938.0	57	53466.0	Y
1	1	1.0	698.0	76	53048.0	Y
2	1	1.0	618.0	86	53148.0	Y
3	1	1.0	538.0	99	53262.0	Y
4	1	1.0	878.0	61	53558.0	Y
5	1	1.0	3066.0	18	55188.0	Y
6	1	1.0	638.0	83	52954.0	Y
7	1	1.0	918.0	58	53244.0	Y
8	1	1.0	838.0	63	52794.0	Y
9	1	1.0	858.0	62	53196.0	Y
10	1	1.0	798.0	67	53466.0	Y
11	1	1.0	718.0	74	53132.0	Y
12	1	1.0	578.0	92	53176.0	Y
13	1	1.0	598.0	89	53222.0	Y
14	1	1.0	558.0	95	53010.0	Y
15	1	1.0	2536.0	21	53256.0	Y
16	1	1.0	966.0	55	53130.0	Y
17	1	1.0	827.0	64	52928.0	Y
18	1	1.0	2501.0	22	55022.0	Y
19	1	1.0	2595.0	21	54495.0	Y
20	1	1.0	1114.0	48	53472.0	Y
21	1	1.0	1302.0	41	53382.0	Y
22	1	1.0	3045.0	18	54810.0	Y
23	1	1.0	1624.0	33	53592.0	Y
24	1	1.0	2878.0	19	54682.0	Y
25	1	1.0	1027.0	52	53404.0	Y
26	1	1.0	2485.0	22	54670.0	Y
27	1	1.0	1600.0	33	52800.0	Y
28	1	1.0	1172.0	46	53912.0	Y
29	1	1.0	1177.0	45	52965.0	Y

Detection rate: 100%

**5550MHZ, Radar 2**

Trial Id	Radar Type	Pulse Width(μs)	PRI (μs)	Number of Pulses	Waveform Length (μs)	conclusion
0	2	3.2	179.0	26	4654.0	Y
1	2	1.1	207.0	23	4761.0	Y
2	2	2.1	230.0	24	5520.0	Y
3	2	4.8	200.0	29	5800.0	Y
4	2	3.9	214.0	28	5992.0	Y
5	2	2.9	222.0	26	5772.0	Y
6	2	3.2	204.0	26	5304.0	Y
7	2	2.5	192.0	25	4800.0	Y
8	2	3.1	164.0	26	4264.0	Y
9	2	1.2	156.0	23	3588.0	Y
10	2	3.9	210.0	27	5670.0	Y
11	2	4.6	201.0	29	5829.0	Y
12	2	3.2	162.0	26	4212.0	Y
13	2	2.2	197.0	25	4925.0	Y
14	2	4.5	163.0	29	4727.0	Y
15	2	3.0	203.0	26	5278.0	Y
16	2	5.0	168.0	29	4872.0	Y
17	2	2.4	217.0	25	5425.0	Y
18	2	2.9	191.0	26	4966.0	Y
19	2	2.3	166.0	25	4150.0	Y
20	2	3.7	150.0	27	4050.0	Y
21	2	2.2	176.0	25	4400.0	Y
22	2	4.9	195.0	29	5655	Y
23	2	2.9	202.0	26	5252.0	Y
24	2	2.5	178.0	25	4450.0	Y
25	2	1.1	206.0	23	4738.0	Y
26	2	3.8	155.0	27	4185.0	Y
27	2	4.7	157.0	29	4553.0	Y
28	2	2.4	224.0	25	5600.0	Y
29	2	4.2	159.0	28	4452.0	Y

Detection rate: 100%

**5550MHZ, Radar 3**

Trial Id	Radar Type	Pulse Width(μ s)	PRI (μ s)	Number of Pulses	Waveform Length (μ s)	conclusion
0	3	8.2	355.0	17	6035.0	Y
1	3	6.1	487.0	16	7792.0	Y
2	3	7.1	344.0	16	5504.0	Y
3	3	9.8	288.0	18	5184.0	Y
4	3	8.9	230.0	18	4140.0	Y
5	3	7.9	432.0	17	7344.0	Y
6	3	8.2	207.0	17	3519.0	Y
7	3	7.5	443.0	17	7531.0	Y
8	3	8.1	439.0	17	7463.0	Y
9	3	6.2	223.0	16	3568.0	Y
10	3	8.9	208.0	18	3744.0	Y
11	3	9.6	463.0	18	8334.0	Y
12	3	8.2	441.0	17	7497.0	Y
13	3	7.2	323.0	16	5168.0	Y
14	3	9.5	297.0	18	5346.0	Y
15	3	8.0	412.0	17	7004.0	Y
16	3	10.0	324.0	18	5832.0	Y
17	3	7.4	271.0	17	4607.0	Y
18	3	7.9	349.0	17	5933.0	Y
19	3	7.3	409.0	16	6544.0	Y
20	3	8.7	373.0	18	6714.0	Y
21	3	7.2	254.0	16	4064.0	Y
22	3	9.9	274.0	18	4932.0	Y
23	3	7.9	278.0	17	4726.0	Y
24	3	7.5	317.0	17	5389.0	Y
25	3	6.1	260.0	16	4160.0	Y
26	3	8.8	211.0	18	3798.0	Y
27	3	9.7	272.0	18	4896.0	Y
28	3	7.4	264.0	17	4488.0	Y
29	3	9.2	284.0	18	5112.0	Y

Detection rate: 100%

**5550MHZ, Radar 4**

Trial Id	Radar Type	Pulse Width(μ s)	PRI (μ s)	Number of Pulses	Waveform Length (μ s)	conclusion
0	4	16.0	355.0	14	4970.0	Y
1	4	11.3	487.0	12	5844.0	Y
2	4	13.5	344.0	13	4472.0	Y
3	4	19.4	288.0	16	4608.0	Y
4	4	17.5	230.0	15	3450.0	Y
5	4	15.3	432.0	14	6048.0	Y
6	4	15.9	207.0	14	2898.0	Y
7	4	14.3	443.0	13	5759.0	Y
8	4	15.8	439.0	14	6146.0	Y
9	4	11.5	223.0	12	2676.0	Y
10	4	17.4	208.0	15	3120.0	Y
11	4	19.0	463.0	16	7408.0	Y
12	4	16.0	441.0	14	6174.0	Y
13	4	13.8	323.0	13	4199.0	Y
14	4	18.9	297.0	16	4752.0	Y
15	4	15.5	412.0	14	5768.0	Y
16	4	19.9	324.0	16	5184.0	Y
17	4	14.1	271.0	13	3523.0	Y
18	4	15.2	349.0	14	4886.0	Y
19	4	13.8	409.0	13	5317.0	Y
20	4	17.1	373.0	15	5595.0	Y
21	4	13.8	254.0	13	3302.0	Y
22	4	19.8	274.0	16	4384.0	Y
23	4	15.3	278.0	14	3892.0	Y
24	4	14.5	317.0	13	4121.0	Y
25	4	11.3	260.0	12	3120.0	Y
26	4	17.3	211.0	15	3165.0	N
27	4	19.2	272.0	16	4352.0	Y
28	4	14.2	264.0	13	3432.0	Y
29	4	18.2	284.0	15	4260.0	Y

Detection rate: 97%

**5550MHZ, Radar 5**

Trial Id	Radar Type	Number of Pulses	Burst Period (s)	Waveform Length (μs)	conclusion
0	5	15	0.8000000	12.0	Y
1	5	8	1.5000000	12.0	Y
2	5	11	1.0909091	12.0	Y
3	5	20	0.6000000	12.0	Y
4	5	17	0.7058824	12.0	Y
5	5	14	0.8571429	12.0	Y
6	5	15	0.8000000	12.0	Y
7	5	12	1.0000000	12.0	Y
8	5	14	0.8571429	12.0	Y
9	5	8	1.5000000	12.0	Y
10	5	17	0.7058824	12.0	Y
11	5	19	0.6315789	12.0	Y
12	5	15	0.8000000	12.0	Y
13	5	12	1.0000000	12.0	Y
14	5	19	0.6315789	12.0	N
15	5	14	0.8571429	12.0	Y
16	5	20	0.6000000	12.0	Y
17	5	12	1.0000000	12.0	Y
18	5	14	0.8571429	12.0	Y
19	5	12	1.0000000	12.0	Y
20	5	16	0.7500000	12.0	Y
21	5	12	1.0000000	12.0	Y
22	5	20	0.6000000	12.0	Y
23	5	14	0.8571429	12.0	Y
24	5	13	0.9230769	12.0	Y
25	5	8	1.5000000	12.0	Y
26	5	17	0.7058824	12.0	Y
27	5	19	0.6315789	12.0	Y
28	5	12	1.0000000	12.0	Y
29	5	18	0.6666667	12.0	Y

Detection rate: 97%

**5550MHZ, Radar 6**

Trial Id	Radar Type	Pulse Width(μs)	PRI (μs)	Pulses Per Hop	Hopping Rate (kHz)	Hopping Sequence Length (ms)	Visible Frequency Number	conclusion
0	6	1.0	333.3	9	0.3333	300.00	33	Y
1	6	1.0	333.3	9	0.3333	300.00	29	Y
2	6	1.0	333.3	9	0.3333	300.00	28	Y
3	6	1.0	333.3	9	0.3333	300.00	35	Y
4	6	1.0	333.3	9	0.3333	300.00	35	Y
5	6	1.0	333.3	9	0.3333	300.00	31	Y
6	6	1.0	333.3	9	0.3333	300.00	33	Y
7	6	1.0	333.3	9	0.3333	300.00	29	Y
8	6	1.0	333.3	9	0.3333	300.00	33	Y
9	6	1.0	333.3	9	0.3333	300.00	32	Y
10	6	1.0	333.3	9	0.3333	300.00	36	Y
11	6	1.0	333.3	9	0.3333	300.00	40	Y
12	6	1.0	333.3	9	0.3333	300.00	37	Y
13	6	1.0	333.3	9	0.3333	300.00	34	Y
14	6	1.0	333.3	9	0.3333	300.00	31	Y
15	6	1.0	333.3	9	0.3333	300.00	39	Y
16	6	1.0	333.3	9	0.3333	300.00	35	Y
17	6	1.0	333.3	9	0.3333	300.00	36	Y
18	6	1.0	333.3	9	0.3333	300.00	29	Y
19	6	1.0	333.3	9	0.3333	300.00	32	Y
20	6	1.0	333.3	9	0.3333	300.00	35	Y
21	6	1.0	333.3	9	0.3333	300.00	38	Y
22	6	1.0	333.3	9	0.3333	300.00	40	Y
23	6	1.0	333.3	9	0.3333	300.00	37	Y
24	6	1.0	333.3	9	0.3333	300.00	31	Y
25	6	1.0	333.3	9	0.3333	300.00	33	Y
26	6	1.0	333.3	9	0.3333	300.00	29	Y
27	6	1.0	333.3	9	0.3333	300.00	35	Y
28	6	1.0	333.3	9	0.3333	300.00	32	Y
29	6	1.0	333.3	9	0.3333	300.00	37	Y
Detection rate: 100%								

**5610MHZ, Radar 1**

Trial Id	Radar Type	Pulse Width(μ s)	PRI (μ s)	Number of Pulses	Waveform Length (μ s)	conclusion
0	1	1.0	938.0	57	53466.0	Y
1	1	1.0	698.0	76	53048.0	Y
2	1	1.0	618.0	86	53148.0	Y
3	1	1.0	538.0	99	53262.0	Y
4	1	1.0	878.0	61	53558.0	Y
5	1	1.0	3066.0	18	55188.0	Y
6	1	1.0	638.0	83	52954.0	Y
7	1	1.0	918.0	58	53244.0	Y
8	1	1.0	838.0	63	52794.0	Y
9	1	1.0	858.0	62	53196.0	Y
10	1	1.0	798.0	67	53466.0	Y
11	1	1.0	718.0	74	53132.0	Y
12	1	1.0	578.0	92	53176.0	Y
13	1	1.0	598.0	89	53222.0	Y
14	1	1.0	558.0	95	53010.0	Y
15	1	1.0	2536.0	21	53256.0	Y
16	1	1.0	966.0	55	53130.0	Y
17	1	1.0	827.0	64	52928.0	Y
18	1	1.0	2501.0	22	55022.0	Y
19	1	1.0	2595.0	21	54495.0	Y
20	1	1.0	1114.0	48	53472.0	Y
21	1	1.0	1302.0	41	53382.0	Y
22	1	1.0	3045.0	18	54810.0	Y
23	1	1.0	1624.0	33	53592.0	Y
24	1	1.0	2878.0	19	54682.0	Y
25	1	1.0	1027.0	52	53404.0	Y
26	1	1.0	2485.0	22	54670.0	Y
27	1	1.0	1600.0	33	52800.0	Y
28	1	1.0	1172.0	46	53912.0	Y
29	1	1.0	1177.0	45	52965.0	Y

Detection rate: 100%

**5610MHZ, Radar 2**

Trial Id	Radar Type	Pulse Width(μ s)	PRI (μ s)	Number of Pulses	Waveform Length (μ s)	conclusion
0	2	3.2	179.0	26	4654.0	Y
1	2	1.1	207.0	23	4761.0	Y
2	2	2.1	230.0	24	5520.0	Y
3	2	4.8	200.0	29	5800.0	Y
4	2	3.9	214.0	28	5992.0	Y
5	2	2.9	222.0	26	5772.0	Y
6	2	3.2	204.0	26	5304.0	Y
7	2	2.5	192.0	25	4800.0	Y
8	2	3.1	164.0	26	4264.0	Y
9	2	1.2	156.0	23	3588.0	Y
10	2	3.9	210.0	27	5670.0	Y
11	2	4.6	201.0	29	5829.0	Y
12	2	3.2	162.0	26	4212.0	Y
13	2	2.2	197.0	25	4925.0	Y
14	2	4.5	163.0	29	4727.0	Y
15	2	3.0	203.0	26	5278.0	Y
16	2	5.0	168.0	29	4872.0	Y
17	2	2.4	217.0	25	5425.0	Y
18	2	2.9	191.0	26	4966.0	Y
19	2	2.3	166.0	25	4150.0	Y
20	2	3.7	150.0	27	4050.0	Y
21	2	2.2	176.0	25	4400.0	Y
22	2	4.9	195.0	29	5655	Y
23	2	2.9	202.0	26	5252.0	Y
24	2	2.5	178.0	25	4450.0	Y
25	2	1.1	206.0	23	4738.0	Y
26	2	3.8	155.0	27	4185.0	Y
27	2	4.7	157.0	29	4553.0	Y
28	2	2.4	224.0	25	5600.0	Y
29	2	4.2	159.0	28	4452.0	Y

Detection rate: 100%

**5610MHZ, Radar 3**

Trial Id	Radar Type	Pulse Width(μ s)	PRI (μ s)	Number of Pulses	Waveform Length (μ s)	conclusion
0	3	8.2	355.0	17	6035.0	Y
1	3	6.1	487.0	16	7792.0	Y
2	3	7.1	344.0	16	5504.0	Y
3	3	9.8	288.0	18	5184.0	Y
4	3	8.9	230.0	18	4140.0	Y
5	3	7.9	432.0	17	7344.0	Y
6	3	8.2	207.0	17	3519.0	Y
7	3	7.5	443.0	17	7531.0	Y
8	3	8.1	439.0	17	7463.0	Y
9	3	6.2	223.0	16	3568.0	Y
10	3	8.9	208.0	18	3744.0	Y
11	3	9.6	463.0	18	8334.0	N
12	3	8.2	441.0	17	7497.0	Y
13	3	7.2	323.0	16	5168.0	Y
14	3	9.5	297.0	18	5346.0	Y
15	3	8.0	412.0	17	7004.0	Y
16	3	10.0	324.0	18	5832.0	Y
17	3	7.4	271.0	17	4607.0	Y
18	3	7.9	349.0	17	5933.0	Y
19	3	7.3	409.0	16	6544.0	Y
20	3	8.7	373.0	18	6714.0	Y
21	3	7.2	254.0	16	4064.0	N
22	3	9.9	274.0	18	4932.0	Y
23	3	7.9	278.0	17	4726.0	Y
24	3	7.5	317.0	17	5389.0	Y
25	3	6.1	260.0	16	4160.0	Y
26	3	8.8	211.0	18	3798.0	Y
27	3	9.7	272.0	18	4896.0	Y
28	3	7.4	264.0	17	4488.0	Y
29	3	9.2	284.0	18	5112.0	Y

Detection rate: 93%

**5610MHZ, Radar 4**

Trial Id	Radar Type	Pulse Width(μ s)	PRI (μ s)	Number of Pulses	Waveform Length (μ s)	conclusion
0	4	16.0	355.0	14	4970.0	Y
1	4	11.3	487.0	12	5844.0	Y
2	4	13.5	344.0	13	4472.0	Y
3	4	19.4	288.0	16	4608.0	Y
4	4	17.5	230.0	15	3450.0	Y
5	4	15.3	432.0	14	6048.0	Y
6	4	15.9	207.0	14	2898.0	Y
7	4	14.3	443.0	13	5759.0	Y
8	4	15.8	439.0	14	6146.0	Y
9	4	11.5	223.0	12	2676.0	Y
10	4	17.4	208.0	15	3120.0	Y
11	4	19.0	463.0	16	7408.0	Y
12	4	16.0	441.0	14	6174.0	Y
13	4	13.8	323.0	13	4199.0	Y
14	4	18.9	297.0	16	4752.0	Y
15	4	15.5	412.0	14	5768.0	Y
16	4	19.9	324.0	16	5184.0	Y
17	4	14.1	271.0	13	3523.0	Y
18	4	15.2	349.0	14	4886.0	N
19	4	13.8	409.0	13	5317.0	Y
20	4	17.1	373.0	15	5595.0	Y
21	4	13.8	254.0	13	3302.0	Y
22	4	19.8	274.0	16	4384.0	Y
23	4	15.3	278.0	14	3892.0	Y
24	4	14.5	317.0	13	4121.0	Y
25	4	11.3	260.0	12	3120.0	Y
26	4	17.3	211.0	15	3165.0	Y
27	4	19.2	272.0	16	4352.0	Y
28	4	14.2	264.0	13	3432.0	Y
29	4	18.2	284.0	15	4260.0	Y

Detection rate: 97%

**5610MHZ, Radar 5**

Trial Id	Radar Type	Number of Pulses	Burst Period (s)	Waveform Length (μs)	conclusion
0	5	15	0.8000000	12.0	Y
1	5	8	1.5000000	12.0	Y
2	5	11	1.0909091	12.0	Y
3	5	20	0.6000000	12.0	Y
4	5	17	0.7058824	12.0	Y
5	5	14	0.8571429	12.0	Y
6	5	15	0.8000000	12.0	Y
7	5	12	1.0000000	12.0	Y
8	5	14	0.8571429	12.0	Y
9	5	8	1.5000000	12.0	Y
10	5	17	0.7058824	12.0	Y
11	5	19	0.6315789	12.0	Y
12	5	15	0.8000000	12.0	Y
13	5	12	1.0000000	12.0	Y
14	5	19	0.6315789	12.0	Y
15	5	14	0.8571429	12.0	Y
16	5	20	0.6000000	12.0	Y
17	5	12	1.0000000	12.0	Y
18	5	14	0.8571429	12.0	Y
19	5	12	1.0000000	12.0	Y
20	5	16	0.7500000	12.0	Y
21	5	12	1.0000000	12.0	Y
22	5	20	0.6000000	12.0	Y
23	5	14	0.8571429	12.0	Y
24	5	13	0.9230769	12.0	Y
25	5	8	1.5000000	12.0	Y
26	5	17	0.7058824	12.0	Y
27	5	19	0.6315789	12.0	Y
28	5	12	1.0000000	12.0	Y
29	5	18	0.6666667	12.0	Y

Detection rate:100%

**5610MHZ, Radar 6**

Trial Id	Radar Type	Pulse Width(μ s)	PRI (μ s)	Pulses Per Hop	Hopping Rate (kHz)	Hopping Sequence Length (ms)	Visible Frequency Number	conclusion
0	6	1.0	333.3	9	0.3333	300.00	33	Y
1	6	1.0	333.3	9	0.3333	300.00	29	Y
2	6	1.0	333.3	9	0.3333	300.00	28	Y
3	6	1.0	333.3	9	0.3333	300.00	35	Y
4	6	1.0	333.3	9	0.3333	300.00	35	Y
5	6	1.0	333.3	9	0.3333	300.00	31	Y
6	6	1.0	333.3	9	0.3333	300.00	33	Y
7	6	1.0	333.3	9	0.3333	300.00	29	Y
8	6	1.0	333.3	9	0.3333	300.00	33	Y
9	6	1.0	333.3	9	0.3333	300.00	32	Y
10	6	1.0	333.3	9	0.3333	300.00	36	Y
11	6	1.0	333.3	9	0.3333	300.00	40	Y
12	6	1.0	333.3	9	0.3333	300.00	37	Y
13	6	1.0	333.3	9	0.3333	300.00	34	Y
14	6	1.0	333.3	9	0.3333	300.00	31	Y
15	6	1.0	333.3	9	0.3333	300.00	39	Y
16	6	1.0	333.3	9	0.3333	300.00	35	Y
17	6	1.0	333.3	9	0.3333	300.00	36	Y
18	6	1.0	333.3	9	0.3333	300.00	29	Y
19	6	1.0	333.3	9	0.3333	300.00	32	Y
20	6	1.0	333.3	9	0.3333	300.00	35	Y
21	6	1.0	333.3	9	0.3333	300.00	38	Y
22	6	1.0	333.3	9	0.3333	300.00	40	Y
23	6	1.0	333.3	9	0.3333	300.00	37	Y
24	6	1.0	333.3	9	0.3333	300.00	31	Y
25	6	1.0	333.3	9	0.3333	300.00	33	Y
26	6	1.0	333.3	9	0.3333	300.00	29	Y
27	6	1.0	333.3	9	0.3333	300.00	35	Y
28	6	1.0	333.3	9	0.3333	300.00	32	Y
29	6	1.0	333.3	9	0.3333	300.00	37	Y

Detection rate: 100%

**5690MHZ, Radar 1**

Trial Id	Radar Type	Pulse Width(μ s)	PRI (μ s)	Number of Pulses	Waveform Length (μ s)	conclusion
0	1	1.0	938.0	57	53466.0	Y
1	1	1.0	698.0	76	53048.0	Y
2	1	1.0	618.0	86	53148.0	Y
3	1	1.0	538.0	99	53262.0	Y
4	1	1.0	878.0	61	53558.0	Y
5	1	1.0	3066.0	18	55188.0	Y
6	1	1.0	638.0	83	52954.0	Y
7	1	1.0	918.0	58	53244.0	Y
8	1	1.0	838.0	63	52794.0	Y
9	1	1.0	858.0	62	53196.0	Y
10	1	1.0	798.0	67	53466.0	Y
11	1	1.0	718.0	74	53132.0	Y
12	1	1.0	578.0	92	53176.0	Y
13	1	1.0	598.0	89	53222.0	Y
14	1	1.0	558.0	95	53010.0	Y
15	1	1.0	2536.0	21	53256.0	Y
16	1	1.0	966.0	55	53130.0	Y
17	1	1.0	827.0	64	52928.0	Y
18	1	1.0	2501.0	22	55022.0	N
19	1	1.0	2595.0	21	54495.0	Y
20	1	1.0	1114.0	48	53472.0	Y
21	1	1.0	1302.0	41	53382.0	Y
22	1	1.0	3045.0	18	54810.0	Y
23	1	1.0	1624.0	33	53592.0	Y
24	1	1.0	2878.0	19	54682.0	Y
25	1	1.0	1027.0	52	53404.0	Y
26	1	1.0	2485.0	22	54670.0	Y
27	1	1.0	1600.0	33	52800.0	Y
28	1	1.0	1172.0	46	53912.0	Y
29	1	1.0	1177.0	45	52965.0	Y

Detection rate: 97%

**5690MHZ, Radar 2**

Trial Id	Radar Type	Pulse Width(μ s)	PRI (μ s)	Number of Pulses	Waveform Length (μ s)	conclusion
0	2	3.2	179.0	26	4654.0	Y
1	2	1.1	207.0	23	4761.0	Y
2	2	2.1	230.0	24	5520.0	Y
3	2	4.8	200.0	29	5800.0	Y
4	2	3.9	214.0	28	5992.0	Y
5	2	2.9	222.0	26	5772.0	Y
6	2	3.2	204.0	26	5304.0	Y
7	2	2.5	192.0	25	4800.0	Y
8	2	3.1	164.0	26	4264.0	Y
9	2	1.2	156.0	23	3588.0	Y
10	2	3.9	210.0	27	5670.0	Y
11	2	4.6	201.0	29	5829.0	Y
12	2	3.2	162.0	26	4212.0	Y
13	2	2.2	197.0	25	4925.0	Y
14	2	4.5	163.0	29	4727.0	Y
15	2	3.0	203.0	26	5278.0	Y
16	2	5.0	168.0	29	4872.0	Y
17	2	2.4	217.0	25	5425.0	Y
18	2	2.9	191.0	26	4966.0	N
19	2	2.3	166.0	25	4150.0	Y
20	2	3.7	150.0	27	4050.0	Y
21	2	2.2	176.0	25	4400.0	Y
22	2	4.9	195.0	29	5655	Y
23	2	2.9	202.0	26	5252.0	Y
24	2	2.5	178.0	25	4450.0	Y
25	2	1.1	206.0	23	4738.0	Y
26	2	3.8	155.0	27	4185.0	Y
27	2	4.7	157.0	29	4553.0	Y
28	2	2.4	224.0	25	5600.0	Y
29	2	4.2	159.0	28	4452.0	Y

Detection rate: 97%

**5690MHZ, Radar 3**

Trial Id	Radar Type	Pulse Width(μ s)	PRI (μ s)	Number of Pulses	Waveform Length (μ s)	conclusion
0	3	8.2	355.0	17	6035.0	Y
1	3	6.1	487.0	16	7792.0	Y
2	3	7.1	344.0	16	5504.0	Y
3	3	9.8	288.0	18	5184.0	Y
4	3	8.9	230.0	18	4140.0	Y
5	3	7.9	432.0	17	7344.0	Y
6	3	8.2	207.0	17	3519.0	Y
7	3	7.5	443.0	17	7531.0	Y
8	3	8.1	439.0	17	7463.0	Y
9	3	6.2	223.0	16	3568.0	Y
10	3	8.9	208.0	18	3744.0	Y
11	3	9.6	463.0	18	8334.0	Y
12	3	8.2	441.0	17	7497.0	Y
13	3	7.2	323.0	16	5168.0	Y
14	3	9.5	297.0	18	5346.0	Y
15	3	8.0	412.0	17	7004.0	Y
16	3	10.0	324.0	18	5832.0	Y
17	3	7.4	271.0	17	4607.0	Y
18	3	7.9	349.0	17	5933.0	N
19	3	7.3	409.0	16	6544.0	Y
20	3	8.7	373.0	18	6714.0	Y
21	3	7.2	254.0	16	4064.0	Y
22	3	9.9	274.0	18	4932.0	Y
23	3	7.9	278.0	17	4726.0	Y
24	3	7.5	317.0	17	5389.0	Y
25	3	6.1	260.0	16	4160.0	Y
26	3	8.8	211.0	18	3798.0	Y
27	3	9.7	272.0	18	4896.0	Y
28	3	7.4	264.0	17	4488.0	Y
29	3	9.2	284.0	18	5112.0	Y

Detection rate: 97%

**5690MHZ, Radar 4**

Trial Id	Radar Type	Pulse Width(μ s)	PRI (μ s)	Number of Pulses	Waveform Length (μ s)	conclusion
0	4	16.0	355.0	14	4970.0	Y
1	4	11.3	487.0	12	5844.0	Y
2	4	13.5	344.0	13	4472.0	Y
3	4	19.4	288.0	16	4608.0	Y
4	4	17.5	230.0	15	3450.0	Y
5	4	15.3	432.0	14	6048.0	Y
6	4	15.9	207.0	14	2898.0	Y
7	4	14.3	443.0	13	5759.0	Y
8	4	15.8	439.0	14	6146.0	Y
9	4	11.5	223.0	12	2676.0	Y
10	4	17.4	208.0	15	3120.0	Y
11	4	19.0	463.0	16	7408.0	Y
12	4	16.0	441.0	14	6174.0	Y
13	4	13.8	323.0	13	4199.0	Y
14	4	18.9	297.0	16	4752.0	Y
15	4	15.5	412.0	14	5768.0	Y
16	4	19.9	324.0	16	5184.0	Y
17	4	14.1	271.0	13	3523.0	Y
18	4	15.2	349.0	14	4886.0	N
19	4	13.8	409.0	13	5317.0	Y
20	4	17.1	373.0	15	5595.0	Y
21	4	13.8	254.0	13	3302.0	Y
22	4	19.8	274.0	16	4384.0	Y
23	4	15.3	278.0	14	3892.0	Y
24	4	14.5	317.0	13	4121.0	Y
25	4	11.3	260.0	12	3120.0	Y
26	4	17.3	211.0	15	3165.0	Y
27	4	19.2	272.0	16	4352.0	Y
28	4	14.2	264.0	13	3432.0	Y
29	4	18.2	284.0	15	4260.0	Y

Detection rate: 97%

**5690MHZ, Radar 5**

Trial Id	Radar Type	Number of Pulses	Burst Period (s)	Waveform Length (μs)	conclusion
0	5	15	0.8000000	12.0	Y
1	5	8	1.5000000	12.0	Y
2	5	11	1.0909091	12.0	Y
3	5	20	0.6000000	12.0	Y
4	5	17	0.7058824	12.0	Y
5	5	14	0.8571429	12.0	Y
6	5	15	0.8000000	12.0	Y
7	5	12	1.0000000	12.0	Y
8	5	14	0.8571429	12.0	Y
9	5	8	1.5000000	12.0	Y
10	5	17	0.7058824	12.0	N
11	5	19	0.6315789	12.0	N
12	5	15	0.8000000	12.0	N
13	5	12	1.0000000	12.0	Y
14	5	19	0.6315789	12.0	N
15	5	14	0.8571429	12.0	Y
16	5	20	0.6000000	12.0	N
17	5	12	1.0000000	12.0	Y
18	5	14	0.8571429	12.0	Y
19	5	12	1.0000000	12.0	Y
20	5	16	0.7500000	12.0	Y
21	5	12	1.0000000	12.0	Y
22	5	20	0.6000000	12.0	Y
23	5	14	0.8571429	12.0	Y
24	5	13	0.9230769	12.0	Y
25	5	8	1.5000000	12.0	Y
26	5	17	0.7058824	12.0	Y
27	5	19	0.6315789	12.0	Y
28	5	12	1.0000000	12.0	Y
29	5	18	0.6666667	12.0	Y

Detection rate: 83.3%

**5690MHZ, Radar 6**

Trial Id	Radar Type	Pulse Width(μs)	PRI (μs)	Pulses Per Hop	Hopping Rate (kHz)	Hopping Sequence Length (ms)	Visible Frequency Number	conclusion
0	6	1.0	333.3	9	0.3333	300.00	33	N
1	6	1.0	333.3	9	0.3333	300.00	29	Y
2	6	1.0	333.3	9	0.3333	300.00	28	Y
3	6	1.0	333.3	9	0.3333	300.00	35	Y
4	6	1.0	333.3	9	0.3333	300.00	35	Y
5	6	1.0	333.3	9	0.3333	300.00	31	Y
6	6	1.0	333.3	9	0.3333	300.00	33	Y
7	6	1.0	333.3	9	0.3333	300.00	29	Y
8	6	1.0	333.3	9	0.3333	300.00	33	Y
9	6	1.0	333.3	9	0.3333	300.00	32	Y
10	6	1.0	333.3	9	0.3333	300.00	36	Y
11	6	1.0	333.3	9	0.3333	300.00	40	Y
12	6	1.0	333.3	9	0.3333	300.00	37	Y
13	6	1.0	333.3	9	0.3333	300.00	34	Y
14	6	1.0	333.3	9	0.3333	300.00	31	Y
15	6	1.0	333.3	9	0.3333	300.00	39	N
16	6	1.0	333.3	9	0.3333	300.00	35	Y
17	6	1.0	333.3	9	0.3333	300.00	36	Y
18	6	1.0	333.3	9	0.3333	300.00	29	N
19	6	1.0	333.3	9	0.3333	300.00	32	N
20	6	1.0	333.3	9	0.3333	300.00	35	Y
21	6	1.0	333.3	9	0.3333	300.00	38	Y
22	6	1.0	333.3	9	0.3333	300.00	40	Y
23	6	1.0	333.3	9	0.3333	300.00	37	Y
24	6	1.0	333.3	9	0.3333	300.00	31	Y
25	6	1.0	333.3	9	0.3333	300.00	33	N
26	6	1.0	333.3	9	0.3333	300.00	29	Y
27	6	1.0	333.3	9	0.3333	300.00	35	Y
28	6	1.0	333.3	9	0.3333	300.00	32	Y
29	6	1.0	333.3	9	0.3333	300.00	37	Y

Detection rate: 83.3%

**5290MHz+5530MHz, Radar 1**

Trial Id	Radar Type	Pulse Width(μs)	PRI (μs)	Number of Pulses	Waveform Length (μs)	conclusion	
						5290MHz	5530MHz
0	1	1.0	938.0	57	53466.0	Y	Y
1	1	1.0	698.0	76	53048.0	Y	Y
2	1	1.0	618.0	86	53148.0	Y	Y
3	1	1.0	538.0	99	53262.0	Y	Y
4	1	1.0	878.0	61	53558.0	Y	Y
5	1	1.0	3066.0	18	55188.0	Y	Y
6	1	1.0	638.0	83	52954.0	Y	Y
7	1	1.0	918.0	58	53244.0	Y	Y
8	1	1.0	838.0	63	52794.0	Y	Y
9	1	1.0	858.0	62	53196.0	N	Y
10	1	1.0	798.0	67	53466.0	Y	Y
11	1	1.0	718.0	74	53132.0	Y	Y
12	1	1.0	578.0	92	53176.0	Y	Y
13	1	1.0	598.0	89	53222.0	Y	Y
14	1	1.0	558.0	95	53010.0	Y	Y
15	1	1.0	2536.0	21	53256.0	Y	Y
16	1	1.0	966.0	55	53130.0	Y	Y
17	1	1.0	827.0	64	52928.0	Y	Y
18	1	1.0	2501.0	22	55022.0	Y	Y
19	1	1.0	2595.0	21	54495.0	N	Y
20	1	1.0	1114.0	48	53472.0	Y	Y
21	1	1.0	1302.0	41	53382.0	Y	Y
22	1	1.0	3045.0	18	54810.0	Y	Y
23	1	1.0	1624.0	33	53592.0	Y	Y
24	1	1.0	2878.0	19	54682.0	Y	Y
25	1	1.0	1027.0	52	53404.0	N	Y
26	1	1.0	2485.0	22	54670.0	Y	Y
27	1	1.0	1600.0	33	52800.0	Y	Y
28	1	1.0	1172.0	46	53912.0	Y	Y
29	1	1.0	1177.0	45	52965.0	N	Y
Detection rate: 93.3%							

**5290MHz+5530MHz, Radar 2**

Trial Id	Radar Type	Pulse Width(μs)	PRI (μs)	Number of Pulses	Waveform Length (μs)	conclusion	
						5290MHz	5530MHz
0	2	3.2	179.0	26	4654.0	Y	Y
1	2	1.1	207.0	23	4761.0	Y	Y
2	2	2.1	230.0	24	5520.0	Y	Y
3	2	4.8	200.0	29	5800.0	Y	Y
4	2	3.9	214.0	28	5992.0	Y	Y
5	2	2.9	222.0	26	5772.0	Y	Y
6	2	3.2	204.0	26	5304.0	Y	N
7	2	2.5	192.0	25	4800.0	Y	Y
8	2	3.1	164.0	26	4264.0	N	Y
9	2	1.2	156.0	23	3588.0	Y	Y
10	2	3.9	210.0	27	5670.0	Y	Y
11	2	4.6	201.0	29	5829.0	Y	Y
12	2	3.2	162.0	26	4212.0	Y	Y
13	2	2.2	197.0	25	4925.0	Y	Y
14	2	4.5	163.0	29	4727.0	Y	Y
15	2	3.0	203.0	26	5278.0	Y	Y
16	2	5.0	168.0	29	4872.0	Y	Y
17	2	2.4	217.0	25	5425.0	N	Y
18	2	2.9	191.0	26	4966.0	Y	Y
19	2	2.3	166.0	25	4150.0	Y	Y
20	2	3.7	150.0	27	4050.0	Y	Y
21	2	2.2	176.0	25	4400.0	Y	Y
22	2	4.9	195.0	29	5655	Y	Y
23	2	2.9	202.0	26	5252.0	N	Y
24	2	2.5	178.0	25	4450.0	Y	Y
25	2	1.1	206.0	23	4738.0	Y	Y
26	2	3.8	155.0	27	4185.0	Y	Y
27	2	4.7	157.0	29	4553.0	Y	Y
28	2	2.4	224.0	25	5600.0	Y	Y
29	2	4.2	159.0	28	4452.0	Y	Y

Detection rate: 93.3%

**5290MHz+5530MHz, Radar 3**

Trial Id	Radar Type	Pulse Width(μ s)	PRI (μ s)	Number of Pulses	Waveform Length (μ s)	conclusion	
						5290MHz	5530MHz
0	3	8.2	355.0	17	6035.0	Y	Y
1	3	6.1	487.0	16	7792.0	Y	Y
2	3	7.1	344.0	16	5504.0	Y	Y
3	3	9.8	288.0	18	5184.0	Y	N
4	3	8.9	230.0	18	4140.0	Y	Y
5	3	7.9	432.0	17	7344.0	N	Y
6	3	8.2	207.0	17	3519.0	Y	Y
7	3	7.5	443.0	17	7531.0	Y	Y
8	3	8.1	439.0	17	7463.0	Y	Y
9	3	6.2	223.0	16	3568.0	Y	Y
10	3	8.9	208.0	18	3744.0	Y	N
11	3	9.6	463.0	18	8334.0	Y	Y
12	3	8.2	441.0	17	7497.0	Y	Y
13	3	7.2	323.0	16	5168.0	N	Y
14	3	9.5	297.0	18	5346.0	Y	Y
15	3	8.0	412.0	17	7004.0	Y	Y
16	3	10.0	324.0	18	5832.0	Y	Y
17	3	7.4	271.0	17	4607.0	Y	Y
18	3	7.9	349.0	17	5933.0	Y	Y
19	3	7.3	409.0	16	6544.0	Y	Y
20	3	8.7	373.0	18	6714.0	Y	Y
21	3	7.2	254.0	16	4064.0	Y	Y
22	3	9.9	274.0	18	4932.0	Y	Y
23	3	7.9	278.0	17	4726.0	Y	Y
24	3	7.5	317.0	17	5389.0	Y	Y
25	3	6.1	260.0	16	4160.0	Y	Y
26	3	8.8	211.0	18	3798.0	Y	Y
27	3	9.7	272.0	18	4896.0	Y	Y
28	3	7.4	264.0	17	4488.0	Y	Y
29	3	9.2	284.0	18	5112.0	Y	Y
Detection rate: 93.3%							

**5290MHz+5530MHz, Radar 4**

Trial Id	Radar Type	Pulse Width(μ s)	PRI (μ s)	Number of Pulses	Waveform Length (μ s)	conclusion	
						5290MHz	5530MHz
0	4	16.0	355.0	14	4970.0	Y	Y
1	4	11.3	487.0	12	5844.0	Y	Y
2	4	13.5	344.0	13	4472.0	Y	Y
3	4	19.4	288.0	16	4608.0	Y	Y
4	4	17.5	230.0	15	3450.0	N	Y
5	4	15.3	432.0	14	6048.0	Y	Y
6	4	15.9	207.0	14	2898.0	Y	Y
7	4	14.3	443.0	13	5759.0	Y	Y
8	4	15.8	439.0	14	6146.0	Y	Y
9	4	11.5	223.0	12	2676.0	Y	Y
10	4	17.4	208.0	15	3120.0	Y	Y
11	4	19.0	463.0	16	7408.0	Y	Y
12	4	16.0	441.0	14	6174.0	Y	N
13	4	13.8	323.0	13	4199.0	Y	Y
14	4	18.9	297.0	16	4752.0	Y	Y
15	4	15.5	412.0	14	5768.0	Y	Y
16	4	19.9	324.0	16	5184.0	Y	Y
17	4	14.1	271.0	13	3523.0	Y	N
18	4	15.2	349.0	14	4886.0	Y	Y
19	4	13.8	409.0	13	5317.0	Y	Y
20	4	17.1	373.0	15	5595.0	Y	Y
21	4	13.8	254.0	13	3302.0	Y	Y
22	4	19.8	274.0	16	4384.0	Y	Y
23	4	15.3	278.0	14	3892.0	Y	Y
24	4	14.5	317.0	13	4121.0	Y	Y
25	4	11.3	260.0	12	3120.0	Y	Y
26	4	17.3	211.0	15	3165.0	Y	Y
27	4	19.2	272.0	16	4352.0	Y	Y
28	4	14.2	264.0	13	3432.0	Y	Y
29	4	18.2	284.0	15	4260.0	Y	Y

Detection rate: 95.0%

**5290MHz+5530MHz, Radar 5**

Trial Id	Radar Type	Number of Pulses	Burst Period (s)	Waveform Length (μs)	conclusion	
					5290MHz	5530MHz
0	5	15	0.8000000	12.0	Y	Y
1	5	8	1.5000000	12.0	Y	Y
2	5	11	1.0909091	12.0	Y	Y
3	5	20	0.6000000	12.0	Y	Y
4	5	17	0.7058824	12.0	Y	Y
5	5	14	0.8571429	12.0	N	N
6	5	15	0.8000000	12.0	Y	Y
7	5	12	1.0000000	12.0	Y	Y
8	5	14	0.8571429	12.0	Y	Y
9	5	8	1.5000000	12.0	Y	Y
10	5	17	0.7058824	12.0	Y	Y
11	5	19	0.6315789	12.0	N	N
12	5	15	0.8000000	12.0	Y	Y
13	5	12	1.0000000	12.0	Y	Y
14	5	19	0.6315789	12.0	Y	Y
15	5	14	0.8571429	12.0	Y	N
16	5	20	0.6000000	12.0	Y	Y
17	5	12	1.0000000	12.0	Y	N
18	5	14	0.8571429	12.0	Y	Y
19	5	12	1.0000000	12.0	N	Y
20	5	16	0.7500000	12.0	Y	Y
21	5	12	1.0000000	12.0	Y	Y
22	5	20	0.6000000	12.0	Y	Y
23	5	14	0.8571429	12.0	Y	Y
24	5	13	0.9230769	12.0	Y	Y
25	5	8	1.5000000	12.0	Y	Y
26	5	17	0.7058824	12.0	Y	Y
27	5	19	0.6315789	12.0	Y	Y
28	5	12	1.0000000	12.0	Y	Y
29	5	18	0.6666667	12.0	Y	Y

Detection rate: 88.3%

**5290MHz+5530MHz, Radar 6**

Trial Id	Radar Type	Pulse Width(μs)	PRI (μs)	Pulses Per Hop	Hopping Rate (kHz)	Hopping Sequence Length (ms)	Visible Frequency Number	conclusion	
								5290MHz	5530MHz
0	6	1.0	333.3	9	0.3333	300.00	33	Y	Y
1	6	1.0	333.3	9	0.3333	300.00	29	Y	Y
2	6	1.0	333.3	9	0.3333	300.00	28	Y	Y
3	6	1.0	333.3	9	0.3333	300.00	35	Y	Y
4	6	1.0	333.3	9	0.3333	300.00	35	Y	Y
5	6	1.0	333.3	9	0.3333	300.00	31	Y	N
6	6	1.0	333.3	9	0.3333	300.00	33	Y	Y
7	6	1.0	333.3	9	0.3333	300.00	29	Y	Y
8	6	1.0	333.3	9	0.3333	300.00	33	Y	Y
9	6	1.0	333.3	9	0.3333	300.00	32	Y	Y
10	6	1.0	333.3	9	0.3333	300.00	36	Y	Y
11	6	1.0	333.3	9	0.3333	300.00	40	N	Y
12	6	1.0	333.3	9	0.3333	300.00	37	Y	Y
13	6	1.0	333.3	9	0.3333	300.00	34	Y	Y
14	6	1.0	333.3	9	0.3333	300.00	31	Y	N
15	6	1.0	333.3	9	0.3333	300.00	39	Y	Y
16	6	1.0	333.3	9	0.3333	300.00	35	Y	Y
17	6	1.0	333.3	9	0.3333	300.00	36	Y	Y
18	6	1.0	333.3	9	0.3333	300.00	29	Y	Y
19	6	1.0	333.3	9	0.3333	300.00	32	Y	Y
20	6	1.0	333.3	9	0.3333	300.00	35	Y	Y
21	6	1.0	333.3	9	0.3333	300.00	38	N	Y
22	6	1.0	333.3	9	0.3333	300.00	40	Y	Y
23	6	1.0	333.3	9	0.3333	300.00	37	Y	Y
24	6	1.0	333.3	9	0.3333	300.00	31	Y	Y
25	6	1.0	333.3	9	0.3333	300.00	33	Y	Y
26	6	1.0	333.3	9	0.3333	300.00	29	Y	N
27	6	1.0	333.3	9	0.3333	300.00	35	Y	Y
28	6	1.0	333.3	9	0.3333	300.00	32	Y	Y
29	6	1.0	333.3	9	0.3333	300.00	37	Y	Y
Detection rate: 91.7%									

**5530MHz+5690MHz, Radar 1**

Trial Id	Radar Type	Pulse Width(μs)	PRI (μs)	Number of Pulses	Waveform Length (μs)	conclusion	
						5530MHz	5690MHz
0	1	1.0	938.0	57	53466.0	Y	Y
1	1	1.0	698.0	76	53048.0	Y	Y
2	1	1.0	618.0	86	53148.0	Y	Y
3	1	1.0	538.0	99	53262.0	Y	Y
4	1	1.0	878.0	61	53558.0	N	Y
5	1	1.0	3066.0	18	55188.0	Y	Y
6	1	1.0	638.0	83	52954.0	Y	Y
7	1	1.0	918.0	58	53244.0	Y	Y
8	1	1.0	838.0	63	52794.0	Y	Y
9	1	1.0	858.0	62	53196.0	Y	Y
10	1	1.0	798.0	67	53466.0	N	N
11	1	1.0	718.0	74	53132.0	Y	Y
12	1	1.0	578.0	92	53176.0	Y	Y
13	1	1.0	598.0	89	53222.0	Y	Y
14	1	1.0	558.0	95	53010.0	Y	Y
15	1	1.0	2536.0	21	53256.0	Y	N
16	1	1.0	966.0	55	53130.0	Y	Y
17	1	1.0	827.0	64	52928.0	Y	Y
18	1	1.0	2501.0	22	55022.0	Y	Y
19	1	1.0	2595.0	21	54495.0	Y	Y
20	1	1.0	1114.0	48	53472.0	Y	Y
21	1	1.0	1302.0	41	53382.0	Y	Y
22	1	1.0	3045.0	18	54810.0	Y	Y
23	1	1.0	1624.0	33	53592.0	Y	Y
24	1	1.0	2878.0	19	54682.0	Y	Y
25	1	1.0	1027.0	52	53404.0	Y	Y
26	1	1.0	2485.0	22	54670.0	Y	Y
27	1	1.0	1600.0	33	52800.0	Y	Y
28	1	1.0	1172.0	46	53912.0	Y	Y
29	1	1.0	1177.0	45	52965.0	Y	Y
Detection rate: 93.3%							

**5530MHz+5690MHz, Radar 2**

Trial Id	Radar Type	Pulse Width(μs)	PRI (μs)	Number of Pulses	Waveform Length (μs)	conclusion	
						5530MHz	5690MHz
0	2	3.2	179.0	26	4654.0	Y	Y
1	2	1.1	207.0	23	4761.0	Y	Y
2	2	2.1	230.0	24	5520.0	Y	Y
3	2	4.8	200.0	29	5800.0	Y	Y
4	2	3.9	214.0	28	5992.0	Y	Y
5	2	2.9	222.0	26	5772.0	Y	N
6	2	3.2	204.0	26	5304.0	Y	Y
7	2	2.5	192.0	25	4800.0	Y	Y
8	2	3.1	164.0	26	4264.0	Y	Y
9	2	1.2	156.0	23	3588.0	Y	Y
10	2	3.9	210.0	27	5670.0	Y	Y
11	2	4.6	201.0	29	5829.0	Y	Y
12	2	3.2	162.0	26	4212.0	Y	Y
13	2	2.2	197.0	25	4925.0	Y	Y
14	2	4.5	163.0	29	4727.0	Y	Y
15	2	3.0	203.0	26	5278.0	Y	Y
16	2	5.0	168.0	29	4872.0	Y	Y
17	2	2.4	217.0	25	5425.0	Y	Y
18	2	2.9	191.0	26	4966.0	Y	Y
19	2	2.3	166.0	25	4150.0	Y	Y
20	2	3.7	150.0	27	4050.0	Y	Y
21	2	2.2	176.0	25	4400.0	Y	Y
22	2	4.9	195.0	29	5655	N	Y
23	2	2.9	202.0	26	5252.0	Y	Y
24	2	2.5	178.0	25	4450.0	Y	Y
25	2	1.1	206.0	23	4738.0	Y	Y
26	2	3.8	155.0	27	4185.0	Y	Y
27	2	4.7	157.0	29	4553.0	Y	Y
28	2	2.4	224.0	25	5600.0	Y	Y
29	2	4.2	159.0	28	4452.0	Y	Y

Detection rate: 96.7%

**5530MHz+5690MHz, Radar 3**

Trial Id	Radar Type	Pulse Width(μ s)	PRI (μ s)	Number of Pulses	Waveform Length (μ s)	conclusion	
						5530MHz	5690MHz
0	3	8.2	355.0	17	6035.0	Y	Y
1	3	6.1	487.0	16	7792.0	Y	Y
2	3	7.1	344.0	16	5504.0	Y	Y
3	3	9.8	288.0	18	5184.0	Y	Y
4	3	8.9	230.0	18	4140.0	Y	Y
5	3	7.9	432.0	17	7344.0	Y	Y
6	3	8.2	207.0	17	3519.0	Y	Y
7	3	7.5	443.0	17	7531.0	Y	Y
8	3	8.1	439.0	17	7463.0	Y	Y
9	3	6.2	223.0	16	3568.0	N	Y
10	3	8.9	208.0	18	3744.0	Y	Y
11	3	9.6	463.0	18	8334.0	Y	Y
12	3	8.2	441.0	17	7497.0	Y	N
13	3	7.2	323.0	16	5168.0	Y	Y
14	3	9.5	297.0	18	5346.0	Y	Y
15	3	8.0	412.0	17	7004.0	N	Y
16	3	10.0	324.0	18	5832.0	Y	Y
17	3	7.4	271.0	17	4607.0	N	Y
18	3	7.9	349.0	17	5933.0	Y	Y
19	3	7.3	409.0	16	6544.0	Y	N
20	3	8.7	373.0	18	6714.0	Y	Y
21	3	7.2	254.0	16	4064.0	Y	Y
22	3	9.9	274.0	18	4932.0	Y	Y
23	3	7.9	278.0	17	4726.0	N	Y
24	3	7.5	317.0	17	5389.0	Y	Y
25	3	6.1	260.0	16	4160.0	Y	Y
26	3	8.8	211.0	18	3798.0	Y	Y
27	3	9.7	272.0	18	4896.0	Y	Y
28	3	7.4	264.0	17	4488.0	Y	Y
29	3	9.2	284.0	18	5112.0	Y	Y
Detection rate: 90%							

**5530MHz+5690MHz, Radar 4**

Trial Id	Radar Type	Pulse Width(μ s)	PRI (μ s)	Number of Pulses	Waveform Length (μ s)	conclusion	
						5530MHz	5690MHz
0	4	16.0	355.0	14	4970.0	Y	Y
1	4	11.3	487.0	12	5844.0	Y	Y
2	4	13.5	344.0	13	4472.0	Y	Y
3	4	19.4	288.0	16	4608.0	Y	Y
4	4	17.5	230.0	15	3450.0	Y	Y
5	4	15.3	432.0	14	6048.0	Y	Y
6	4	15.9	207.0	14	2898.0	Y	Y
7	4	14.3	443.0	13	5759.0	Y	N
8	4	15.8	439.0	14	6146.0	N	Y
9	4	11.5	223.0	12	2676.0	Y	Y
10	4	17.4	208.0	15	3120.0	Y	Y
11	4	19.0	463.0	16	7408.0	Y	Y
12	4	16.0	441.0	14	6174.0	Y	Y
13	4	13.8	323.0	13	4199.0	Y	Y
14	4	18.9	297.0	16	4752.0	Y	Y
15	4	15.5	412.0	14	5768.0	Y	N
16	4	19.9	324.0	16	5184.0	Y	Y
17	4	14.1	271.0	13	3523.0	N	Y
18	4	15.2	349.0	14	4886.0	Y	Y
19	4	13.8	409.0	13	5317.0	Y	Y
20	4	17.1	373.0	15	5595.0	Y	N
21	4	13.8	254.0	13	3302.0	Y	Y
22	4	19.8	274.0	16	4384.0	Y	Y
23	4	15.3	278.0	14	3892.0	N	Y
24	4	14.5	317.0	13	4121.0	Y	Y
25	4	11.3	260.0	12	3120.0	Y	Y
26	4	17.3	211.0	15	3165.0	Y	Y
27	4	19.2	272.0	16	4352.0	Y	Y
28	4	14.2	264.0	13	3432.0	Y	Y
29	4	18.2	284.0	15	4260.0	Y	Y

Detection rate: 90%

**5530MHz+5690MHz, Radar 5**

Trial Id	Radar Type	Number of Pulses	Burst Period (s)	Waveform Length (μs)	conclusion	
					5530MHz	5690MHz
0	5	15	0.8000000	12.0	Y	Y
1	5	8	1.5000000	12.0	Y	Y
2	5	11	1.0909091	12.0	N	Y
3	5	20	0.6000000	12.0	Y	Y
4	5	17	0.7058824	12.0	Y	Y
5	5	14	0.8571429	12.0	Y	Y
6	5	15	0.8000000	12.0	Y	N
7	5	12	1.0000000	12.0	Y	Y
8	5	14	0.8571429	12.0	Y	Y
9	5	8	1.5000000	12.0	N	Y
10	5	17	0.7058824	12.0	Y	Y
11	5	19	0.6315789	12.0	Y	Y
12	5	15	0.8000000	12.0	Y	Y
13	5	12	1.0000000	12.0	Y	Y
14	5	19	0.6315789	12.0	Y	Y
15	5	14	0.8571429	12.0	N	Y
16	5	20	0.6000000	12.0	Y	Y
17	5	12	1.0000000	12.0	Y	Y
18	5	14	0.8571429	12.0	Y	Y
19	5	12	1.0000000	12.0	Y	N
20	5	16	0.7500000	12.0	Y	Y
21	5	12	1.0000000	12.0	Y	Y
22	5	20	0.6000000	12.0	Y	Y
23	5	14	0.8571429	12.0	Y	Y
24	5	13	0.9230769	12.0	Y	Y
25	5	8	1.5000000	12.0	Y	Y
26	5	17	0.7058824	12.0	Y	Y
27	5	19	0.6315789	12.0	Y	Y
28	5	12	1.0000000	12.0	Y	Y
29	5	18	0.6666667	12.0	Y	Y
Detection rate: 91.7%						

**5530MHz+5690MHz, Radar 6**

Trial Id	Radar Type	Pulse Width(μs)	PRI (μs)	Pulses Per Hop	Hopping Rate (kHz)	Hopping Sequence Length (ms)	Visible Frequency Number	conclusion	
								5530MHz	5690MHz
0	6	1.0	333.3	9	0.3333	300.00	33	Y	Y
1	6	1.0	333.3	9	0.3333	300.00	29	Y	Y
2	6	1.0	333.3	9	0.3333	300.00	28	Y	N
3	6	1.0	333.3	9	0.3333	300.00	35	Y	Y
4	6	1.0	333.3	9	0.3333	300.00	35	N	Y
5	6	1.0	333.3	9	0.3333	300.00	31	Y	Y
6	6	1.0	333.3	9	0.3333	300.00	33	Y	Y
7	6	1.0	333.3	9	0.3333	300.00	29	Y	Y
8	6	1.0	333.3	9	0.3333	300.00	33	Y	Y
9	6	1.0	333.3	9	0.3333	300.00	32	Y	Y
10	6	1.0	333.3	9	0.3333	300.00	36	Y	Y
11	6	1.0	333.3	9	0.3333	300.00	40	N	Y
12	6	1.0	333.3	9	0.3333	300.00	37	Y	Y
13	6	1.0	333.3	9	0.3333	300.00	34	Y	N
14	6	1.0	333.3	9	0.3333	300.00	31	Y	Y
15	6	1.0	333.3	9	0.3333	300.00	39	Y	Y
16	6	1.0	333.3	9	0.3333	300.00	35	Y	Y
17	6	1.0	333.3	9	0.3333	300.00	36	Y	Y
18	6	1.0	333.3	9	0.3333	300.00	29	Y	Y
19	6	1.0	333.3	9	0.3333	300.00	32	Y	Y
20	6	1.0	333.3	9	0.3333	300.00	35	Y	Y
21	6	1.0	333.3	9	0.3333	300.00	38	Y	N
22	6	1.0	333.3	9	0.3333	300.00	40	Y	Y
23	6	1.0	333.3	9	0.3333	300.00	37	Y	Y
24	6	1.0	333.3	9	0.3333	300.00	31	Y	Y
25	6	1.0	333.3	9	0.3333	300.00	33	Y	Y
26	6	1.0	333.3	9	0.3333	300.00	29	Y	Y
27	6	1.0	333.3	9	0.3333	300.00	35	Y	Y
28	6	1.0	333.3	9	0.3333	300.00	32	Y	Y
29	6	1.0	333.3	9	0.3333	300.00	37	Y	Y
Detection rate: 91.7%									

**5610MHz+5690MHz, Radar 1**

Trial Id	Radar Type	Pulse Width(μs)	PRI (μs)	Number of Pulses	Waveform Length (μs)	conclusion	
						5610MHz	5690MHz
0	1	1.0	938.0	57	53466.0	Y	Y
1	1	1.0	698.0	76	53048.0	Y	Y
2	1	1.0	618.0	86	53148.0	Y	Y
3	1	1.0	538.0	99	53262.0	Y	Y
4	1	1.0	878.0	61	53558.0	Y	Y
5	1	1.0	3066.0	18	55188.0	Y	Y
6	1	1.0	638.0	83	52954.0	Y	Y
7	1	1.0	918.0	58	53244.0	Y	Y
8	1	1.0	838.0	63	52794.0	Y	Y
9	1	1.0	858.0	62	53196.0	Y	Y
10	1	1.0	798.0	67	53466.0	Y	N
11	1	1.0	718.0	74	53132.0	Y	Y
12	1	1.0	578.0	92	53176.0	Y	Y
13	1	1.0	598.0	89	53222.0	Y	Y
14	1	1.0	558.0	95	53010.0	Y	Y
15	1	1.0	2536.0	21	53256.0	Y	N
16	1	1.0	966.0	55	53130.0	Y	Y
17	1	1.0	827.0	64	52928.0	Y	Y
18	1	1.0	2501.0	22	55022.0	Y	Y
19	1	1.0	2595.0	21	54495.0	Y	Y
20	1	1.0	1114.0	48	53472.0	Y	N
21	1	1.0	1302.0	41	53382.0	Y	Y
22	1	1.0	3045.0	18	54810.0	Y	Y
23	1	1.0	1624.0	33	53592.0	Y	Y
24	1	1.0	2878.0	19	54682.0	Y	Y
25	1	1.0	1027.0	52	53404.0	Y	Y
26	1	1.0	2485.0	22	54670.0	Y	Y
27	1	1.0	1600.0	33	52800.0	Y	Y
28	1	1.0	1172.0	46	53912.0	Y	Y
29	1	1.0	1177.0	45	52965.0	Y	Y
Detection rate: 95%							

**5610MHz+5690MHz, Radar 2**

Trial Id	Radar Type	Pulse Width(μ s)	PRI (μ s)	Number of Pulses	Waveform Length (μ s)	conclusion	
						5610MHz	5690MHz
0	2	3.2	179.0	26	4654.0	Y	Y
1	2	1.1	207.0	23	4761.0	Y	Y
2	2	2.1	230.0	24	5520.0	Y	Y
3	2	4.8	200.0	29	5800.0	Y	Y
4	2	3.9	214.0	28	5992.0	Y	Y
5	2	2.9	222.0	26	5772.0	Y	N
6	2	3.2	204.0	26	5304.0	Y	Y
7	2	2.5	192.0	25	4800.0	Y	Y
8	2	3.1	164.0	26	4264.0	Y	Y
9	2	1.2	156.0	23	3588.0	Y	Y
10	2	3.9	210.0	27	5670.0	Y	Y
11	2	4.6	201.0	29	5829.0	Y	Y
12	2	3.2	162.0	26	4212.0	Y	Y
13	2	2.2	197.0	25	4925.0	Y	Y
14	2	4.5	163.0	29	4727.0	Y	Y
15	2	3.0	203.0	26	5278.0	Y	Y
16	2	5.0	168.0	29	4872.0	N	Y
17	2	2.4	217.0	25	5425.0	Y	Y
18	2	2.9	191.0	26	4966.0	Y	Y
19	2	2.3	166.0	25	4150.0	Y	Y
20	2	3.7	150.0	27	4050.0	Y	Y
21	2	2.2	176.0	25	4400.0	Y	Y
22	2	4.9	195.0	29	5655	Y	N
23	2	2.9	202.0	26	5252.0	Y	Y
24	2	2.5	178.0	25	4450.0	Y	Y
25	2	1.1	206.0	23	4738.0	Y	Y
26	2	3.8	155.0	27	4185.0	Y	Y
27	2	4.7	157.0	29	4553.0	Y	Y
28	2	2.4	224.0	25	5600.0	Y	Y
29	2	4.2	159.0	28	4452.0	Y	Y

Detection rate: 95%

**5610MHz+5690MHz, Radar 3**

Trial Id	Radar Type	Pulse Width(μs)	PRI (μs)	Number of Pulses	Waveform Length (μs)	conclusion	
						5610MHz	5690MHz
0	3	8.2	355.0	17	6035.0	Y	Y
1	3	6.1	487.0	16	7792.0	Y	Y
2	3	7.1	344.0	16	5504.0	Y	Y
3	3	9.8	288.0	18	5184.0	Y	Y
4	3	8.9	230.0	18	4140.0	Y	Y
5	3	7.9	432.0	17	7344.0	Y	Y
6	3	8.2	207.0	17	3519.0	Y	Y
7	3	7.5	443.0	17	7531.0	Y	Y
8	3	8.1	439.0	17	7463.0	Y	Y
9	3	6.2	223.0	16	3568.0	Y	Y
10	3	8.9	208.0	18	3744.0	Y	Y
11	3	9.6	463.0	18	8334.0	Y	Y
12	3	8.2	441.0	17	7497.0	Y	N
13	3	7.2	323.0	16	5168.0	Y	Y
14	3	9.5	297.0	18	5346.0	Y	Y
15	3	8.0	412.0	17	7004.0	Y	Y
16	3	10.0	324.0	18	5832.0	Y	Y
17	3	7.4	271.0	17	4607.0	Y	Y
18	3	7.9	349.0	17	5933.0	Y	Y
19	3	7.3	409.0	16	6544.0	Y	Y
20	3	8.7	373.0	18	6714.0	Y	Y
21	3	7.2	254.0	16	4064.0	Y	Y
22	3	9.9	274.0	18	4932.0	Y	Y
23	3	7.9	278.0	17	4726.0	Y	Y
24	3	7.5	317.0	17	5389.0	Y	Y
25	3	6.1	260.0	16	4160.0	Y	Y
26	3	8.8	211.0	18	3798.0	Y	Y
27	3	9.7	272.0	18	4896.0	Y	Y
28	3	7.4	264.0	17	4488.0	Y	Y
29	3	9.2	284.0	18	5112.0	Y	Y
Detection rate: 98.3%							

**5610MHz+5690MHz, Radar 4**

Trial Id	Radar Type	Pulse Width(μ s)	PRI (μ s)	Number of Pulses	Waveform Length (μ s)	conclusion	
						5610MHz	5690MHz
0	4	16.0	355.0	14	4970.0	Y	Y
1	4	11.3	487.0	12	5844.0	Y	Y
2	4	13.5	344.0	13	4472.0	Y	Y
3	4	19.4	288.0	16	4608.0	Y	Y
4	4	17.5	230.0	15	3450.0	Y	Y
5	4	15.3	432.0	14	6048.0	N	Y
6	4	15.9	207.0	14	2898.0	Y	Y
7	4	14.3	443.0	13	5759.0	Y	N
8	4	15.8	439.0	14	6146.0	Y	Y
9	4	11.5	223.0	12	2676.0	Y	Y
10	4	17.4	208.0	15	3120.0	Y	Y
11	4	19.0	463.0	16	7408.0	Y	Y
12	4	16.0	441.0	14	6174.0	Y	Y
13	4	13.8	323.0	13	4199.0	Y	Y
14	4	18.9	297.0	16	4752.0	Y	Y
15	4	15.5	412.0	14	5768.0	Y	N
16	4	19.9	324.0	16	5184.0	Y	Y
17	4	14.1	271.0	13	3523.0	Y	Y
18	4	15.2	349.0	14	4886.0	Y	Y
19	4	13.8	409.0	13	5317.0	Y	Y
20	4	17.1	373.0	15	5595.0	Y	N
21	4	13.8	254.0	13	3302.0	Y	Y
22	4	19.8	274.0	16	4384.0	Y	Y
23	4	15.3	278.0	14	3892.0	Y	Y
24	4	14.5	317.0	13	4121.0	Y	Y
25	4	11.3	260.0	12	3120.0	Y	Y
26	4	17.3	211.0	15	3165.0	Y	Y
27	4	19.2	272.0	16	4352.0	Y	Y
28	4	14.2	264.0	13	3432.0	Y	Y
29	4	18.2	284.0	15	4260.0	Y	Y

5610MHz Detection rate: 93.3%

**5610MHz+5690MHz, Radar 5**

Trial Id	Radar Type	Number of Pulses	Burst Period (s)	Waveform Length (μs)	conclusion	
					5610MHz	5690MHz
0	5	15	0.8000000	12.0	Y	Y
1	5	8	1.5000000	12.0	Y	Y
2	5	11	1.0909091	12.0	Y	Y
3	5	20	0.6000000	12.0	Y	Y
4	5	17	0.7058824	12.0	Y	Y
5	5	14	0.8571429	12.0	Y	Y
6	5	15	0.8000000	12.0	Y	N
7	5	12	1.0000000	12.0	Y	Y
8	5	14	0.8571429	12.0	Y	Y
9	5	8	1.5000000	12.0	Y	Y
10	5	17	0.7058824	12.0	Y	Y
11	5	19	0.6315789	12.0	Y	Y
12	5	15	0.8000000	12.0	N	Y
13	5	12	1.0000000	12.0	Y	Y
14	5	19	0.6315789	12.0	Y	Y
15	5	14	0.8571429	12.0	Y	Y
16	5	20	0.6000000	12.0	Y	Y
17	5	12	1.0000000	12.0	Y	Y
18	5	14	0.8571429	12.0	Y	Y
19	5	12	1.0000000	12.0	N	N
20	5	16	0.7500000	12.0	Y	Y
21	5	12	1.0000000	12.0	Y	Y
22	5	20	0.6000000	12.0	Y	Y
23	5	14	0.8571429	12.0	Y	N
24	5	13	0.9230769	12.0	Y	Y
25	5	8	1.5000000	12.0	Y	Y
26	5	17	0.7058824	12.0	Y	Y
27	5	19	0.6315789	12.0	Y	Y
28	5	12	1.0000000	12.0	Y	Y
29	5	18	0.6666667	12.0	Y	Y

Detection rate: 91.7%

**5610MHz+5690MHz, Radar 6**

Trial Id	Radar Type	Pulse Width(μs)	PRI (μs)	Pulses Per Hop	Hopping Rate (kHz)	Hopping Sequence Length (ms)	Visible Frequency Number	conclusion	
								5610MHz	5690MHz
0	6	1.0	333.3	9	0.3333	300.00	33	Y	Y
1	6	1.0	333.3	9	0.3333	300.00	29	Y	Y
2	6	1.0	333.3	9	0.3333	300.00	28	Y	N
3	6	1.0	333.3	9	0.3333	300.00	35	Y	Y
4	6	1.0	333.3	9	0.3333	300.00	35	Y	Y
5	6	1.0	333.3	9	0.3333	300.00	31	Y	Y
6	6	1.0	333.3	9	0.3333	300.00	33	Y	Y
7	6	1.0	333.3	9	0.3333	300.00	29	Y	Y
8	6	1.0	333.3	9	0.3333	300.00	33	Y	Y
9	6	1.0	333.3	9	0.3333	300.00	32	Y	Y
10	6	1.0	333.3	9	0.3333	300.00	36	Y	Y
11	6	1.0	333.3	9	0.3333	300.00	40	N	Y
12	6	1.0	333.3	9	0.3333	300.00	37	Y	Y
13	6	1.0	333.3	9	0.3333	300.00	34	Y	N
14	6	1.0	333.3	9	0.3333	300.00	31	Y	Y
15	6	1.0	333.3	9	0.3333	300.00	39	Y	Y
16	6	1.0	333.3	9	0.3333	300.00	35	Y	Y
17	6	1.0	333.3	9	0.3333	300.00	36	Y	Y
18	6	1.0	333.3	9	0.3333	300.00	29	Y	Y
19	6	1.0	333.3	9	0.3333	300.00	32	Y	Y
20	6	1.0	333.3	9	0.3333	300.00	35	Y	Y
21	6	1.0	333.3	9	0.3333	300.00	38	N	Y
22	6	1.0	333.3	9	0.3333	300.00	40	Y	Y
23	6	1.0	333.3	9	0.3333	300.00	37	Y	Y
24	6	1.0	333.3	9	0.3333	300.00	31	Y	Y
25	6	1.0	333.3	9	0.3333	300.00	33	Y	Y
26	6	1.0	333.3	9	0.3333	300.00	29	Y	Y
27	6	1.0	333.3	9	0.3333	300.00	35	Y	Y
28	6	1.0	333.3	9	0.3333	300.00	32	Y	Y
29	6	1.0	333.3	9	0.3333	300.00	37	Y	Y
Detection rate: 93.3%									

6. Main Test Instruments

Name	Manufacturer	Type	Serial Number	Calibration Date	Expiration Date
Splitter	UCL Microwave	2 way	UCL-PD0512-2S	2015-08-21	2018-08-20
Spectrum Analyzer	Agilent	N9020A	MY52330084	2017-12-17	2018-12-16
Signal Generator	Agilent	N5182B	MY51350303	2017-05-14	2018-05-13
Signal Generator	Agilent	N5182B	MY51350303	2018-05-20	2019-05-19
Software	Agilent	N7607B V3.0.0.0	/	/	/
RF Cable	Agilent	SMA 15cm	0001	/	/
RF Cable	Agilent	SMA 15cm	0002	/	/
RF Cable	Agilent	SMA 15cm	0003	/	/
RF Cable	Agilent	SMA 15cm	0004	/	/

*****END OF REPORT *****

ANNEX A: EUT Appearance and Test Setup

A.1 EUT Appearance



a: EUT



b: Antenna Type 1



b: Antenna Type 2
Picture 1 EUT and Accessory