

# FCC Radio Test Report

## FCC ID: QISAP6050DN6150DN

This report concerns (check one): Original Grant Class II Change

**Project No.** : 1604C201C  
**Equipment** : Wireless LAN Access Point  
**Model Name** : AP6150DN  
**Applicant** : Huawei Technologies Co.,Ltd.  
**Address** : Administration Building, Headquarters of Huawei Technologies Co., Ltd., Bantian, Longgang District, Shenzhen 518129 China

**Date of Receipt** : Dec. 16, 2016  
**Date of Test** : Dec. 16, 2016 ~ May 12, 2017  
**Issued Date** : May 15, 2017  
**Tested by** : BTL Inc.

**Testing Engineer** : Shawn Xiao  
(Shawn Xiao)

**Technical Manager** : David Mao  
(David Mao)

**Authorized Signatory** : Steven Lu  
(Steven Lu)

# **B T L I N C .**

No.3, Jinshagang 1st Road, Shixia, Dalang Town, Dongguan,  
Guangdong, China.

TEL: +86-769-8318-3000 FAX: +86-769-8319-6000

### **Declaration**

**BTL** represents to the client that testing is done in accordance with standard procedures as applicable and that test instruments used has been calibrated with standards traceable to international standard(s) and/or national standard(s).

**BTL's** reports apply only to the specific samples tested under conditions. It is manufacture's responsibility to ensure that additional production units of this model are manufactured with the identical electrical and mechanical components. **BTL** shall have no liability for any declarations, inferences or generalizations drawn by the client or others from **BTL** issued reports.

**BTL's** reports must not be used by the client to claim product certification, approval, or endorsement by NVLAP, NIST, or any agency of the Federal Government.

This report is the confidential property of the client. As a mutual protection to the clients, the public and **BTL-self**, extracts from the test report shall not be reproduced except in full with **BTL's** authorized written approval.

**BTL's** laboratory quality assurance procedures are in compliance with the **ISO Guide17025** requirements, and accredited by the conformity assessment authorities listed in this test report.

### **Limitation**

For the use of the authority's logo is limited unless the Test Standard(s)/Scope(s)/Item(s) mentioned in this test report is (are) included in the conformity assessment authorities acceptance respective.

| <b>Table of Contents</b>  | <b>Page</b> |
|---|-------------|
| <b>1 . CERTIFICATION</b>  | <b>5</b>    |
| <b>2 . EUT INFORMATION</b>  | <b>6</b>    |
| 2.1 EUT SPECIFICATION TABLE   | 6           |
| 2.2 DESCRIPTION OF AVAILABLE ANTENNAS TO THE EUT                    | 6           |
| 2.3 CONDUCTED OUTPUT POWER AND EIRP POWER                           | 7           |
| 2.4 EUT MAXIMUM AND MINIMUM E.I.R.P. POWER                          | 8           |
| <b>3 .U-NII DFS RULE REQUIREMENTS</b>                               | <b>9</b>    |
| 3.1 WORKING MODES AND REQUIRED TEST ITEMS                           | 9           |
| 3.2 TEST LIMITS AND RADAR SIGNAL PARAMETERS                         | 10          |
| <b>4 . TEST INSTRUMENTS</b>   | <b>13</b>   |
| <b>5 .EMC EMISSION TEST</b>   | <b>14</b>   |
| 5.1 DFS MEASUREMENT SYSTEM:   | 14          |
| TEST PRECEDURE  | 14          |
| TEST” TO REACH 17% CHANNEL LOADING AS BELOW                         | 14          |
| 5.2 CALIBRATION OF DFS DETECTION THRESHOLD LEVEL                    | 19          |
| 5.3 DEVIATION FROM TEST STANDARD                                    | 19          |
| <b>6 . TEST RESULTS</b>   | <b>20</b>   |
| 6.1 SUMMARY OF TEST RESULT  | 20          |
| 6.2 TEST MODE: DEVICE OPERATING IN MASTER MODE.                     | 20          |
| 6.3 DFS DETECTION THRESHOLD   | 20          |
| 6.4 PARAMETER DATE SHEET FOR RADAR TYPE 5                           | 35          |
| 6.5 CHANNEL AVAILABILITY CHECK TIME                                 | 65          |
| 6.6 CHANNEL CLOSING TRANSMISSION AND CHANNEL MOVE TIME WLAN TRAFFIC | 80          |
| 6.7 NON- OCCUPANCY PERIOD   | 106         |
| 6.8 UNIFORM SPREADING   | 109         |
| 6.9 U-NII DETECTION BANDWIDTH                                       | 109         |
| <b>7 . EUT TEST PHOTO</b>   | <b>120</b>  |

**REPORT ISSUED HISTORY**

| Issued No.           | Description     | Issued Date  |
|----------------------|-----------------|--------------|
| BTL-FCCP-4-1604C201C | Original Issue. | May 15, 2017 |

## 1. CERTIFICATION

Equipment : Wireless LAN Access Point  
Brand Name : HUAWEI  
Model Name : AP6150DN  
Applicant : Huawei Technologies Co.,Ltd.  
Manufacturer : Huawei Technologies Co.,Ltd.  
Address : Administration Building, Headquarters of Huawei Technologies Co.,  
Ltd.,Bantian, Longgang District, Shenzhen 518129 China  
Factory : CIG Shanghai Co., Ltd., Shanghai Branch  
Address : F/2,3 Building 1, No.505 Jiangyue Road,Minhang  
District,Shanghai,P.R.China  
Date of Test: : Dec. 16, 2016 ~ May 12, 2017  
Test Sample : Engineering Sample  
Standard(s) : FCC Part 15, Subpart E (Section 15.407)  
FCC KDB 789033 D02 General UNII Test Procedures New Rules v01r02  
905462 D02 UNII DFS Compliance Procedures New Rules v01r02  
RSS-247, Section 6

The above equipment has been tested and found compliance with the requirement of the relative standards by BTL Inc.

The test data, data evaluation, and equipment configuration contained in our test report (Ref No. BTL-FCCP-4-1604C201C) were obtained utilizing the test procedures, test instruments, test sites that has been accredited by the Authority of TAF according to the ISO-17025 quality assessment standard and technical standard(s).

**Test result included in this report is only for the DFS Mode part of the product.**

## 2. EUT INFORMATION

### 2.1 EUT SPECIFICATION TABLE

Table 1: Specification of EUT

|                                 |                           |
|---------------------------------|---------------------------|
| <b>Product name</b>             | Wireless LAN Access Point |
| <b>Brand Name</b>               | HUAWEI                    |
| <b>Model</b>                    | AP6150DN                  |
| <b>Operational Mode</b>         | Master                    |
| <b>Operating FrequencyRange</b> | 5260~5320MHz&5500~5700MHz |
| <b>Modulation</b>               | OFDM                      |

**Note:** This device was functioned as a Master Slave device during the DF

### 2.2 DESCRIPTION OF AVAILABLE ANTENNAS TO THE EUT

Antenna Specification:

| Ant. | Manufacturer | Model Name    | Antenna Type | Connector | Gain (dBi) |
|------|--------------|---------------|--------------|-----------|------------|
| 1    | 中山通宇         | TT-245804-6W1 | External     | SMA       | 4.82       |
| 2    | 中山通宇         | TT-245804-6W1 | External     | SMA       | 4.82       |
| 3    | 中山通宇         | TT-245804-6W1 | External     | SMA       | 4.82       |
| 4    | 中山通宇         | TT-245804-6W1 | External     | SMA       | 4.82       |

Note:

The EUT incorporates a MIMO function. Physically, the EUT provides four completed transmitters and receivers (4T4R).

## 2.3 CONDUCTED OUTPUT POWER AND EIRP POWER

TABLE 3: THE CONDUCTED OUTPUT POWER LIST

TX (11a)

| FREQUENCY BAND (MHz) | MAX. POWER        |                  |
|----------------------|-------------------|------------------|
|                      | OUTPUT POWER(dBm) | OUTPUT POWER(mW) |
| 5260~5320            | 18.54             | 71.45            |
| 5500~5700            | 18.65             | 73.28            |

TX (11n 40MHz)

| FREQUENCY BAND (MHz) | MAX. POWER        |                  |
|----------------------|-------------------|------------------|
|                      | OUTPUT POWER(dBm) | OUTPUT POWER(mW) |
| 5270~5310            | 18.51             | 70.96            |
| 5510~5670            | 17.78             | 36.22            |

TX (11ac 80 MHz)

| FREQUENCY BAND (MHz) | MAX. POWER        |                  |
|----------------------|-------------------|------------------|
|                      | OUTPUT POWER(dBm) | OUTPUT POWER(mW) |
| 5290                 | 15.59             | 36.22            |
| 5530                 | 15.62             | 36.48            |

## 2.4 EUT MAXIMUM AND MINIMUM E.I.R.P. POWER

TABLE 4: THE MAX EIRP LIST

TX (11a)

| FREQUENCY<br>BAND (MHz) | MAX. POWER        |                  |
|-------------------------|-------------------|------------------|
|                         | OUTPUT POWER(dBm) | OUTPUT POWER(mW) |
| 5260~5320               | 23.02             | 200.45           |
| 5500~5700               | 23.13             | 205.59           |

TX (11n40MHz)

| FREQUENCY<br>BAND (MHz) | MAX. POWER        |                  |
|-------------------------|-------------------|------------------|
|                         | OUTPUT POWER(dBm) | OUTPUT POWER(mW) |
| 5270~5310               | 22.99             | 199.07           |
| 5510~5670               | 20.07             | 101.62           |

TX (11ac 80 MHz)

| FREQUENCY<br>BAND (MHz) | MAX. POWER        |                  |
|-------------------------|-------------------|------------------|
|                         | OUTPUT POWER(dBm) | OUTPUT POWER(mW) |
| 5290                    | 20.07             | 101.62           |
| 5530                    | 20.10             | 102.33           |



### 3.U-NII DFS RULE REQUIREMENTS

#### 3.1 WORKING MODES AND REQUIRED TEST ITEMS

The manufacturer shall state whether the UUT is capable of operating as a Master and/or a Client. If the UUT is capable of operating in more than one operating mode then each operating mode shall be tested separately. See tables 1 and 2 for the applicability of DFS requirements for each of the operational modes.

Table 5: Applicability of DFS requirements prior to use a channel

| Requirement                     | Operational Mode |                                |                             |
|---------------------------------|------------------|--------------------------------|-----------------------------|
|                                 | Master           | Client without radar detection | Client with radar detection |
| Non-Occupancy Period            | ✓                | Not required                   | ✓                           |
| DFS Detection Threshold         | ✓                | Not required                   | ✓                           |
| Channel Availability Check Time | ✓                | Not required                   | Not required                |
| Uniform Spreading               | ✓                | Not required                   | Not required                |
| U-NII Detection Bandwidth       | ✓                | Not required                   | ✓                           |

Table 6: Applicability of DFS requirements during normal operation.

| Requirement                       | Operational Mode |                                |                             |
|-----------------------------------|------------------|--------------------------------|-----------------------------|
|                                   | Master           | Client without radar detection | Client with radar detection |
| DFS Detection Threshold           | ✓                | Not required                   | ✓                           |
| Channel Closing Transmission Time | ✓                | ✓                              | ✓                           |
| Channel Move Time                 | ✓                | ✓                              | ✓                           |
| U-NII Detection Bandwidth         | ✓                | Not required                   | ✓                           |

### 3.2 TEST LIMITS AND RADAR SIGNAL PARAMETERS

#### DETECTION THRESHOLD VALUES

Table 7: DFS Detection Thresholds for Master Devices and Client Devices With Radar Detection.

| Maximum Transmit Power  | Value<br>(See Notes 1 and 2) |
|---|------------------------------|
| EIRP $\geq$ 200 milliwatt   | -64 dBm                      |
| EIRP < 200 milliwatt and<br>Power spectral density < 10 dBm/MHz                 | -62 dBm                      |
| EIRP < 200 milliwatt that do not meet the<br>power spectral density requirement | -64 dBm                      |

**Note 1:** This is the level at the input of the receiver assuming a 0 dBi receive antenna.

**Note 2:** Throughout these test procedures an additional 1 dB has been added to the amplitude of the test transmission waveforms to account for variations in measurement equipment. This will ensure that the test signal is at or above the detection threshold level to trigger a DFS response.

**Note3:** EIRP is based on the highest antenna gain. For MIMO devices refer to KDB Publication 662911 D01.

Table 8: DFS Response Requirement Values

| Parameter                         | Value  |
|-----------------------------------|--|
| Non-occupancy period              | Minimum 30 minutes   |
| Channel Availability Check Time   | 60 seconds   |
| Channel Move Time                 | 10 seconds See Note 1.   |
| Channel Closing Transmission Time | 200 milliseconds + an aggregate of 60 milliseconds over remaining 10 second period. See Notes 1 and 2. |
| U-NII Detection Bandwidth         | Minimum 100% of the UNII<br>99% transmission power bandwidth. See Note 3.                              |

**Note 1:** Channel Move Time and the Channel Closing Transmission Time should be performed with Radar Type 0. The measurement timing begins at the end of the Radar Type 0 burst.

**Note 2:** The Channel Closing Transmission Time is comprised of 200 milliseconds starting at the beginning of the Channel Move Time plus any additional intermittent control signals required to facilitate a Channel move (an aggregate of 60 milliseconds) during the remainder of the 10 second period. The aggregate duration of control signals will not count quiet periods in between transmissions.

**Note 3:** During the U-NII Detection Bandwidth detection test, radar type 0 should be used. For each frequency step the minimum percentage of detection is 90 percent. Measurements are performed with no data traffic.

### PARAMETERS OF DFS TEST SIGNALS

Step intervals of 0.1 microsecond for Pulse Width, 1 microsecond for PRI, 1 MHz for chirp width and 1 for the number of pulses will be utilized for the random determination of specific test waveforms.

Table 9: Short Pulse Radar Test Waveforms.

| Radar Type  | Pulse Width (μsec) | PRI (μsec)  | Number of Pulses  | Minimum Percentage of Successful Detection | Minimum Number of Trials |
|---|--------------------|---|---|--|--------------------------|
| 0   | 1                  | 1428  | 18  | See Note 1                                 | See Note 1               |
| 1   | 1                  | Test A: 15 unique PRI values randomly selected from the list of 23 PRI values in Table 5a   | Roundup $\left\{ \begin{array}{l} \left( \frac{1}{360} \right) \\ \left( \frac{19 \cdot 10^6}{\text{PRI}_{\mu\text{sec}}} \right) \end{array} \right\}$ | 60%  | 30                       |
|   |                    | Test B: 15 unique PRI values randomly selected within the range of 518-3066 μsec, with a minimum increment of 1 μsec, excluding PRI values selected in Test A |   |  |                          |
| 2   | 1-5                | 150-230   | 23-29   | 60%  | 30                       |
| 3   | 6-10               | 200-500   | 16-18   | 60%  | 30                       |
| 4   | 11-20              | 200-500   | 12-16   | 60%  | 30                       |
| Aggregate (Radar Types 1-4)   |                    |   |   | 80%  | 120                      |
| <b>Note 1:</b> Short Pulse Radar Type 0 should be used for the detection bandwidth test, channel move time, and channel closing time tests. |                    |   |   |  |                          |

A minimum of 30 unique waveforms are required for each of the Short Pulse Radar Types 2 through 4. If more than 30 waveforms are used for Short Pulse Radar Types 2 through 4, then each additional waveform must also be unique and not repeated from the previous waveforms. If more than 30 waveforms are used for Short Pulse Radar Type 1, then each additional waveform is generated with Test B and must also be unique and not repeated from the previous waveforms in Tests A or B.

Table 10: Long Pulse Radar Test Waveform

| Radar Type | Pulse Width (μsec) | Chirp Width (MHz) | PRI (μsec) | Number of Pulses per Burst | Number of Bursts | Minimum Percentage of Successful Detection | Minimum Number of Trials |
|------------|--------------------|-------------------|------------|----------------------------|------------------|--|--------------------------|
| 5          | 50-100             | 5-20              | 1000-2000  | 1-3                        | 8-20             | 80%  | 30                       |

The parameters for this waveform are randomly chosen (The center frequency for each of the 30 trials of the Bin 5 radar shall be randomly selected within 80% of the Occupied Bandwidth.) Thirty unique waveforms are required for the Long Pulse Radar Type waveforms. If more than 30 waveforms are used for the Long Pulse Radar Type waveforms, then each additional waveform must also be unique and not repeated from the previous waveforms.

Table 11: Frequency Hopping Radar Test Waveform

| Radar Type | Pulse Width (μsec) | Chirp Width (MHz) | PRI (μsec) | Number of Pulses per Burst | Number of Bursts | Minimum Percentage of Successful Detection | Minimum Number of Trials |
|------------|--------------------|-------------------|------------|----------------------------|------------------|--|--------------------------|
| 6          | 1                  | 333               | 9          | 0.333                      | 300              | 70%  | 30                       |

#### 4. TEST INSTRUMENTS

Table 1: Test instruments list.

| DESCRIPTION           | MANUFACTURER  | MODEL NO.    | Serial No     | Calibration Until |
|-----------------------|---------------|--------------|---------------|-------------------|
| EXA Spectrum Analyzer | Agilent       | N9010A       | MY50520044    | Mar. 26, 2018     |
| Signal Generator      | Agilent       | E4438C       | MY49071316    | Mar. 26, 2018     |
| POWER SPLITTER        | Mini-Circuits | ZFRSC-123-S+ | 331000910-1   | Feb. 25, 2018     |
| POWER SPLITTER        | Mini-Circuits | ZN4PD1-63-S+ | SF9335D1045-1 | Feb. 22, 2018     |
| Attenuator            | WOKEN         | 6SM3502      | VAS1214NL     | Mar. 01, 2018     |

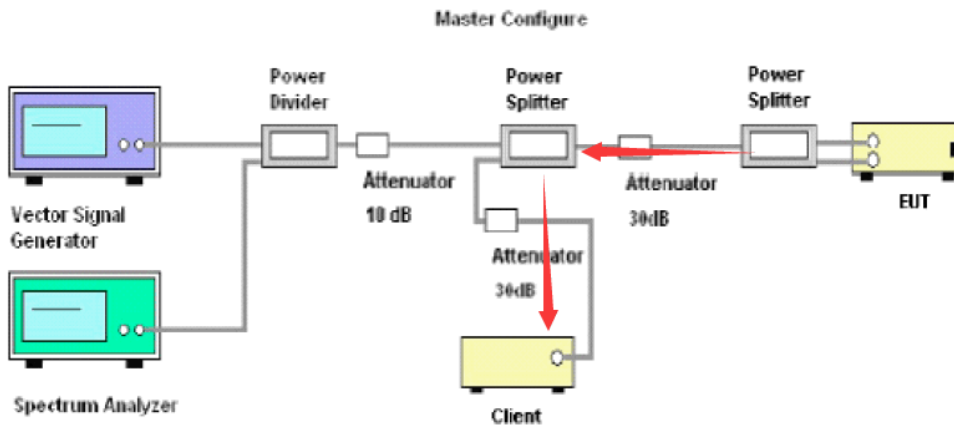
Note: Calibration interval of instruments listed above is one year.

## 5. EMC EMISSION TEST

### 5.1 DFS MEASUREMENT SYSTEM: TEST PRECEDURE

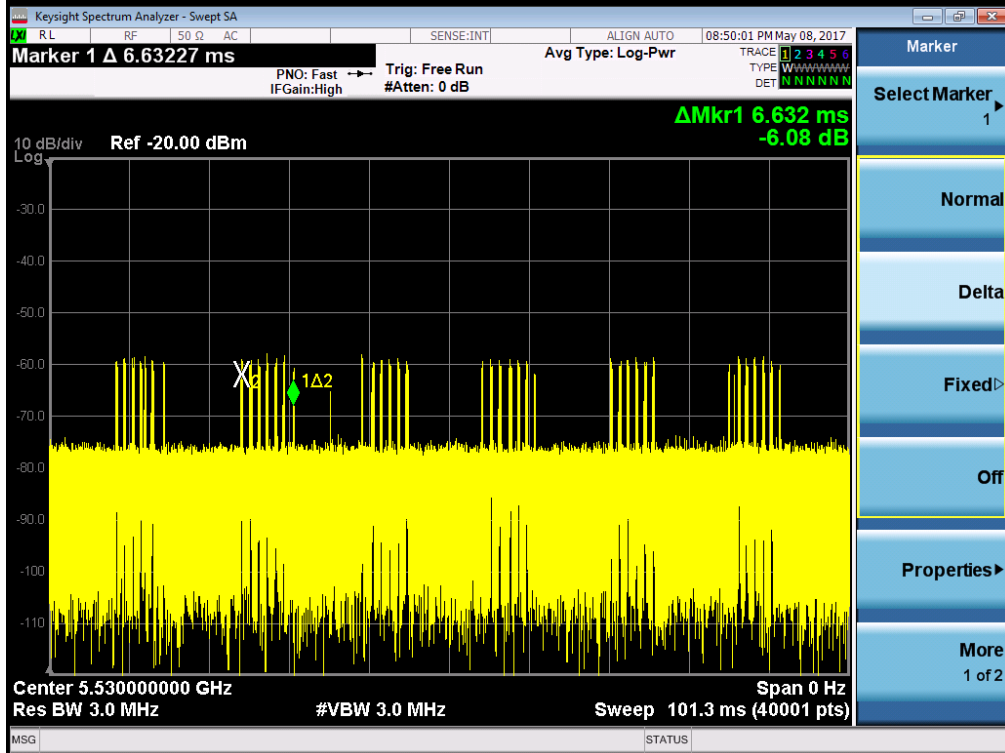
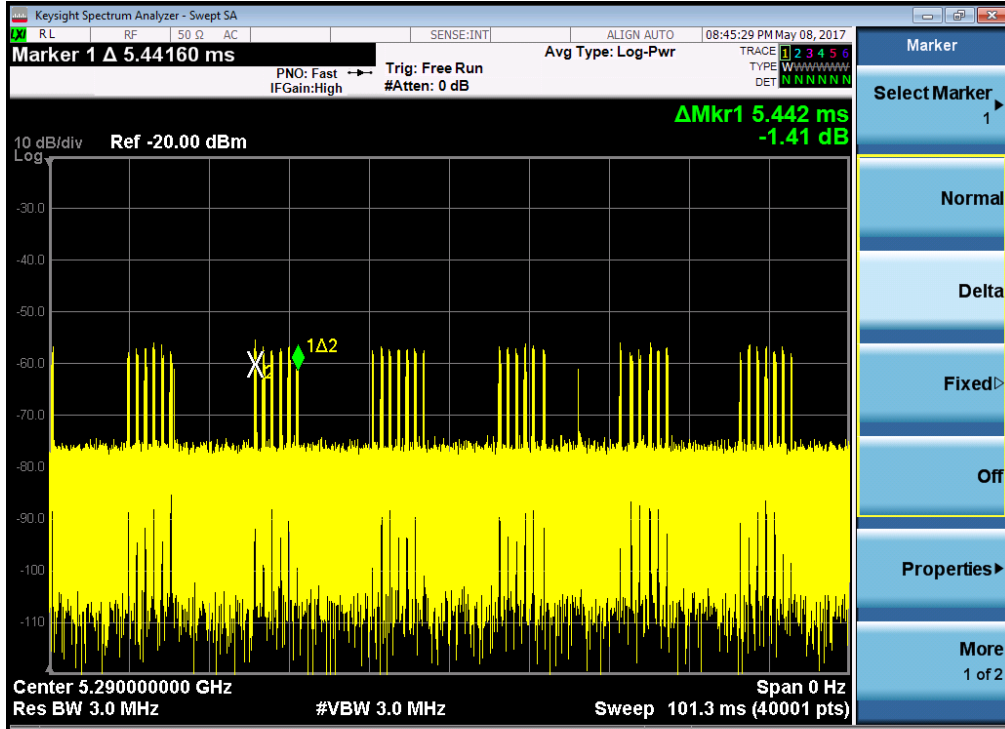
1. Master device and client device are set up by conduction method as the following configuration.
2. The client device is connected to notebook and to access a IP address on wireless connection with the master device.
3. Then the master device is connected to another notebook to access a IP address.
4. Finally, let the two IP addresses run traffic with each other through the Run flow software “Lan test” to reach 17% channel loading as below

#### Setup

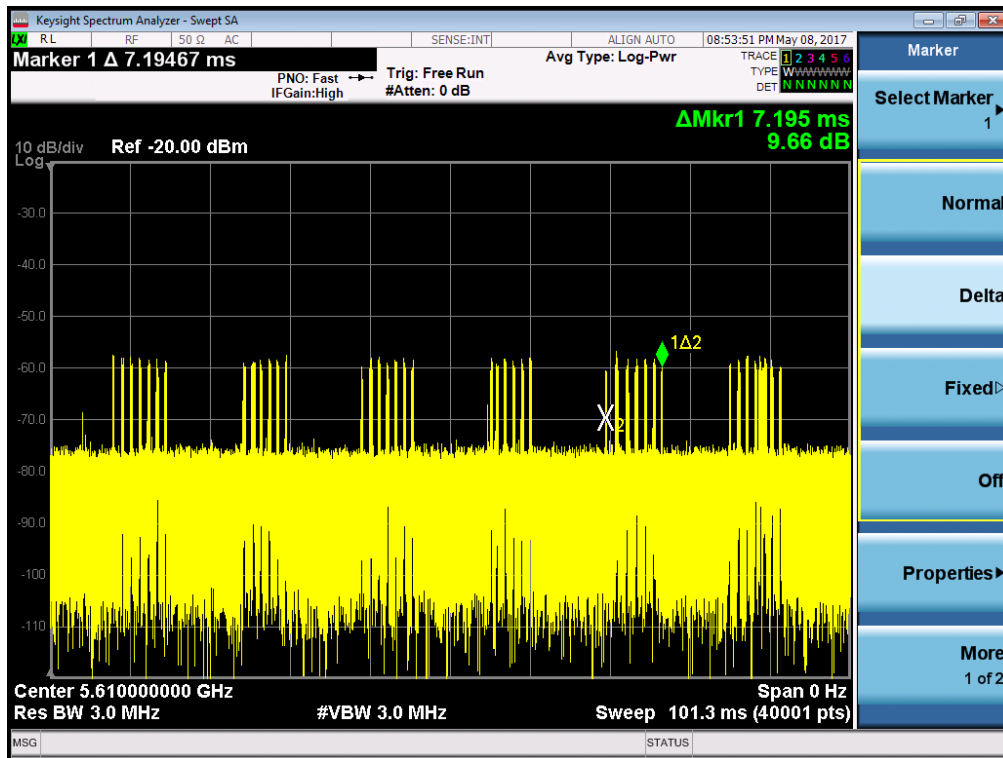




11ac 80MHz Mode







The hopping type 6 pulse parameters are fixed while the hopping sequence is based on the August 2005 NTIA Hopping Frequency List. The initial starting point randomized at run-time and each subsequent starting point is incremented by 475. Each frequency in the 100-length segment is compared to the boundaries of the EUT Detection Bandwidth and the software creates a hopping burst pattern in accordance with Section 7.4.1.3 Method #2 Simulated Frequency Hopping Radar Waveform Generating Subsystem of FCC 06-96. The frequency of the signal generator is incremented in 1 MHz steps from FL to FH for each successive trial. This incremental sequence is repeated as required to generate a minimum of 30 total trials and to maintain a uniform frequency distribution over the entire Detection Bandwidth.

The signal monitoring equipment consists of a spectrum analyzer set to display 8001 bins on the horizontal axis. The time-domain resolution is 2 msec / bin with a 16 second sweep time, meeting the 10 second short pulse reporting criteria. The aggregate ON time is calculated by multiplying the number of bins above a threshold during a particular observation period by the dwell time per bin, with the analyzer set to peak detection and max hold.

Should multiple RF ports be utilized for the Master and/or Slave devices (for example, for diversity or MIMO implementations), additional combiner/dividers are inserted between the Master Combiner/Divider and the pad connected to the Master Device (and/or between the Slave Combiner/Divider and the pad connected to the Slave Device). Additional pads are utilized such that there is one pad at each RF port on each EUT.

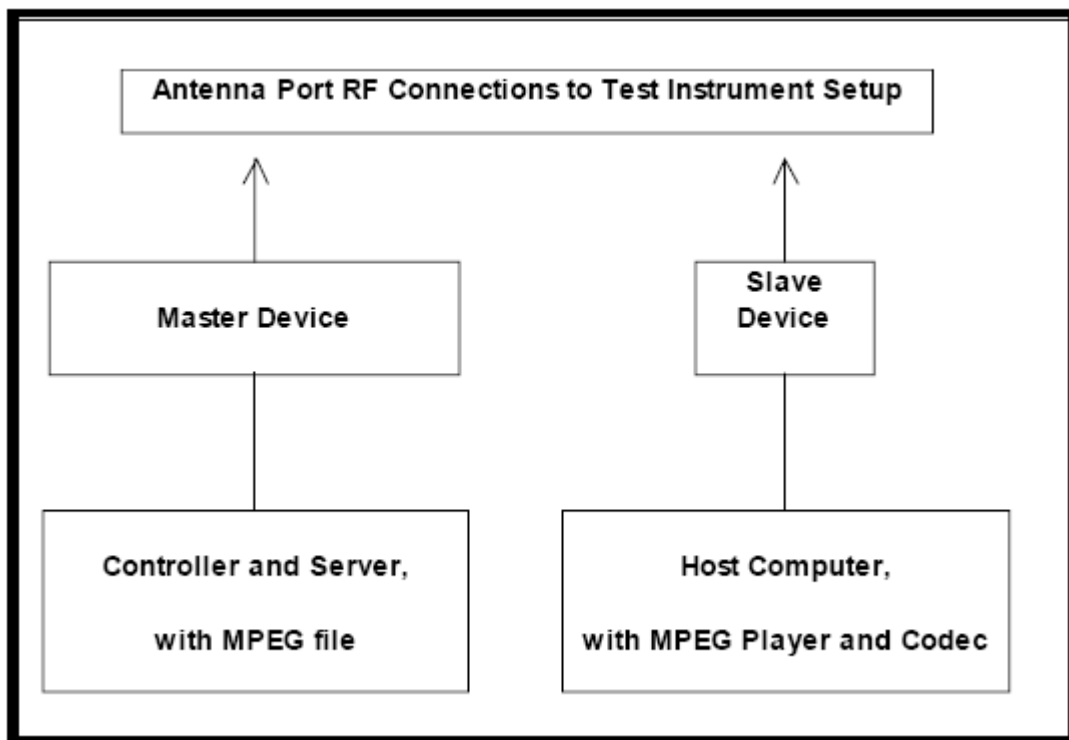
### 5.2 CALIBRATION OF DFS DETECTION THRESHOLD LEVEL

A 50 ohm load is connected in place of the spectrum analyzer, and the spectrum analyzer is connected in place of the master device and the signal generator is set to CW mode. The amplitude of the signal generator is adjusted to yield a level of  $-62$  dBm as measured on the spectrum analyzer.

Without changing any of the instrument settings, the spectrum analyzer is reconnected to the Common port of the Spectrum Analyzer Combiner/Divider. Measure the amplitude and calculate the difference from  $-62$  dBm. Adjust the Reference Level Offset of the spectrum analyzer to this difference.

The spectrum analyzer displays the level of the signal generator as received at the antenna ports of the Master Device. The interference detection threshold may be varied from the calibrated value of  $-62$  dBm and the spectrum analyzer will still indicate the level as received by the Master Device.

Set the signal generator to produce a radar waveform, trigger a burst manually and measure the level on the spectrum analyzer. Readjust the amplitude of the signal generator as required so that the peak level of the waveform is at a displayed level equal to the required or desired interference detection threshold. Separate signal generator amplitude settings are determined as required for each radar type.



### 5.3 DEVIATION FROM TEST STANDARD

No deviation.

## 6. TEST RESULTS

### 6.1 SUMMARY OF TEST RESULT

| Clause | Test Parameter                    | Remarks    | Pass/Fail |
|--------|-----------------------------------|------------|-----------|
| 15.407 | DFS Detection Threshold           | Applicable | Pass      |
| 15.407 | Channel Availability Check Time   | Applicable | Pass      |
| 15.407 | Channel Move Time                 | Applicable | Pass      |
| 15.407 | Channel Closing Transmission Time | Applicable | Pass      |
| 15.407 | Non- Occupancy Period             | Applicable | Pass      |
| 15.407 | Uniform Spreading                 | Applicable | Pass      |
| 15.407 | U-NII Detection Bandwidth         | Applicable | Pass      |

### 6.2 TEST MODE: DEVICE OPERATING IN MASTER MODE.

Master with injection at the Master. (Radar Test Waveforms are injected into the Master)

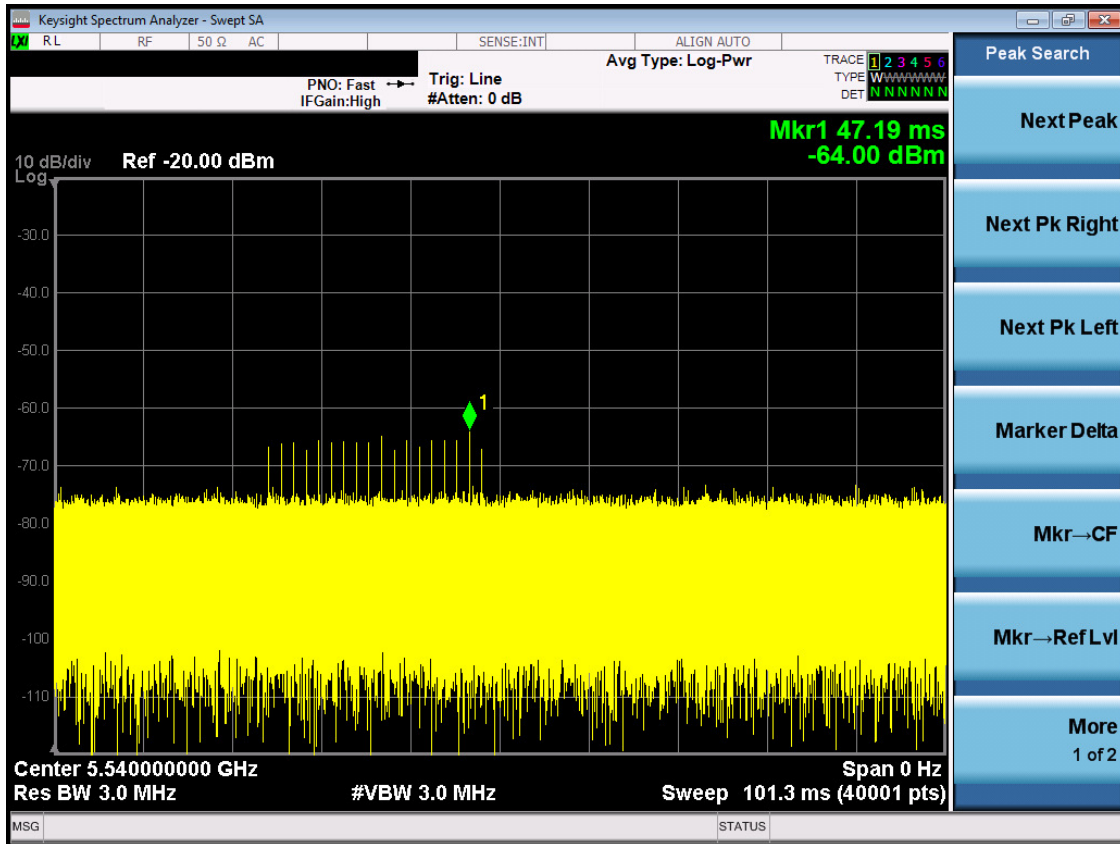
### 6.3 DFS DETECTION THRESHOLD

Calibration:

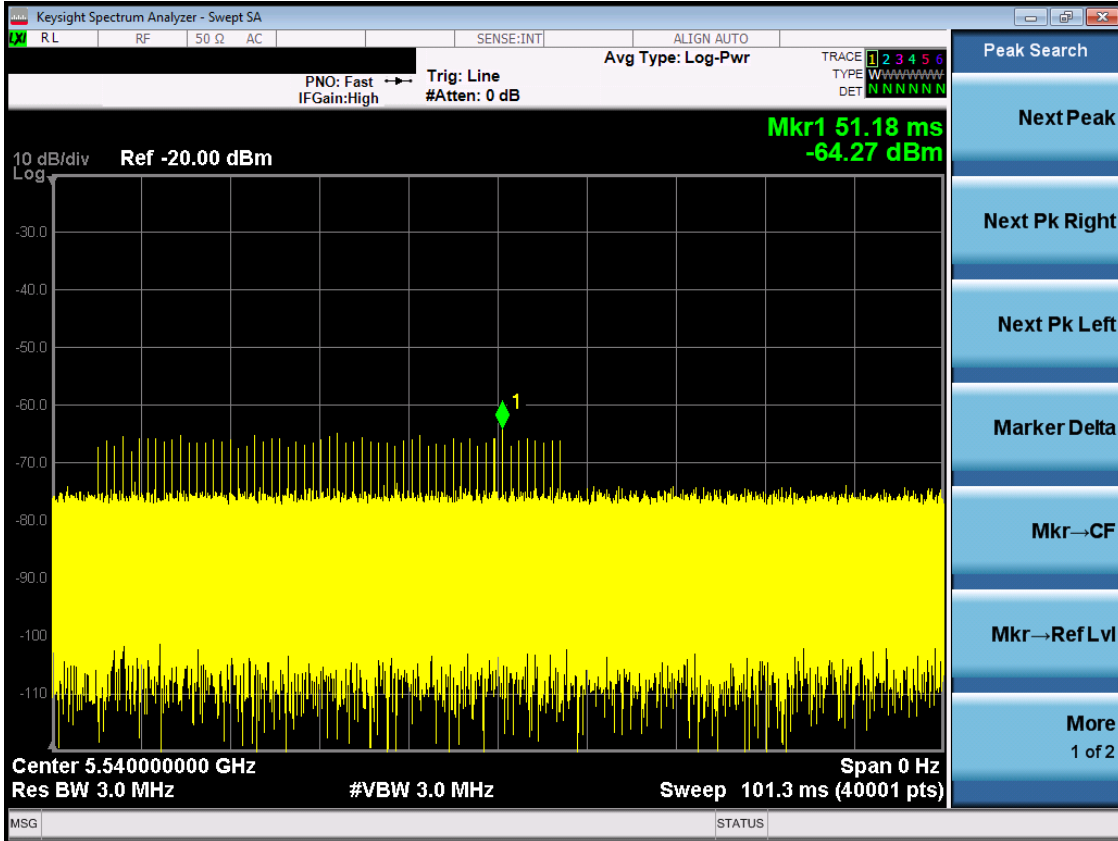
For a detection threshold level of -64dBm and the Master antenna gain is 4.82dBi, required detection threshold is -59.18 dBm (= -64+4.82).

Note: Maximum Transmit Power is more than 200 milliwatt in this report, so detection threshold level is -64dBm (please refer to Table 7 [page 10]).

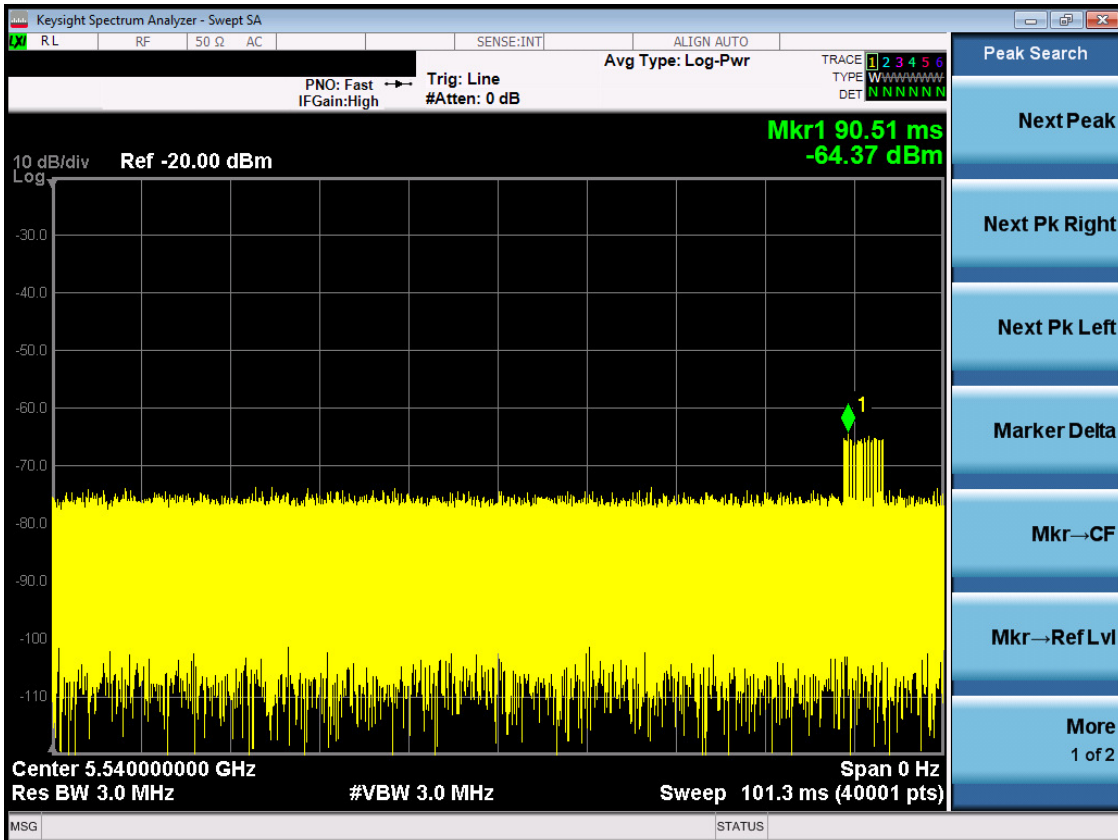
### Radar Signal 0



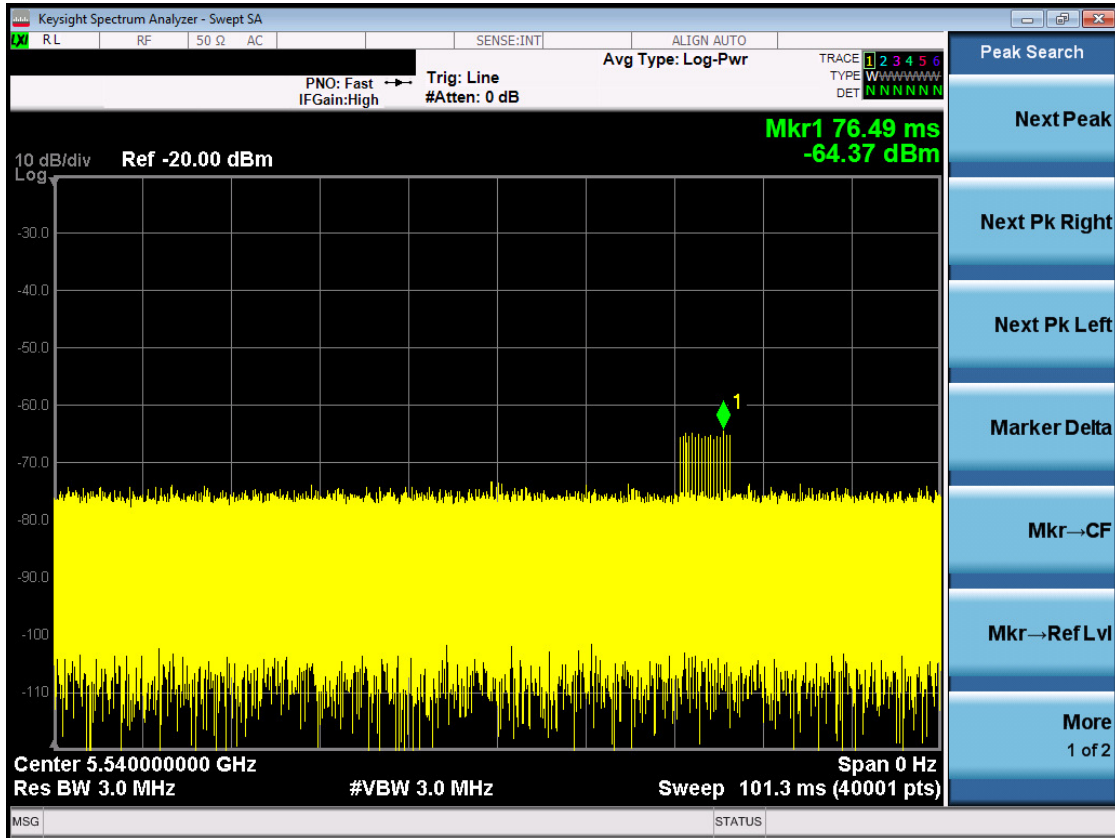
### Radar Signal 1



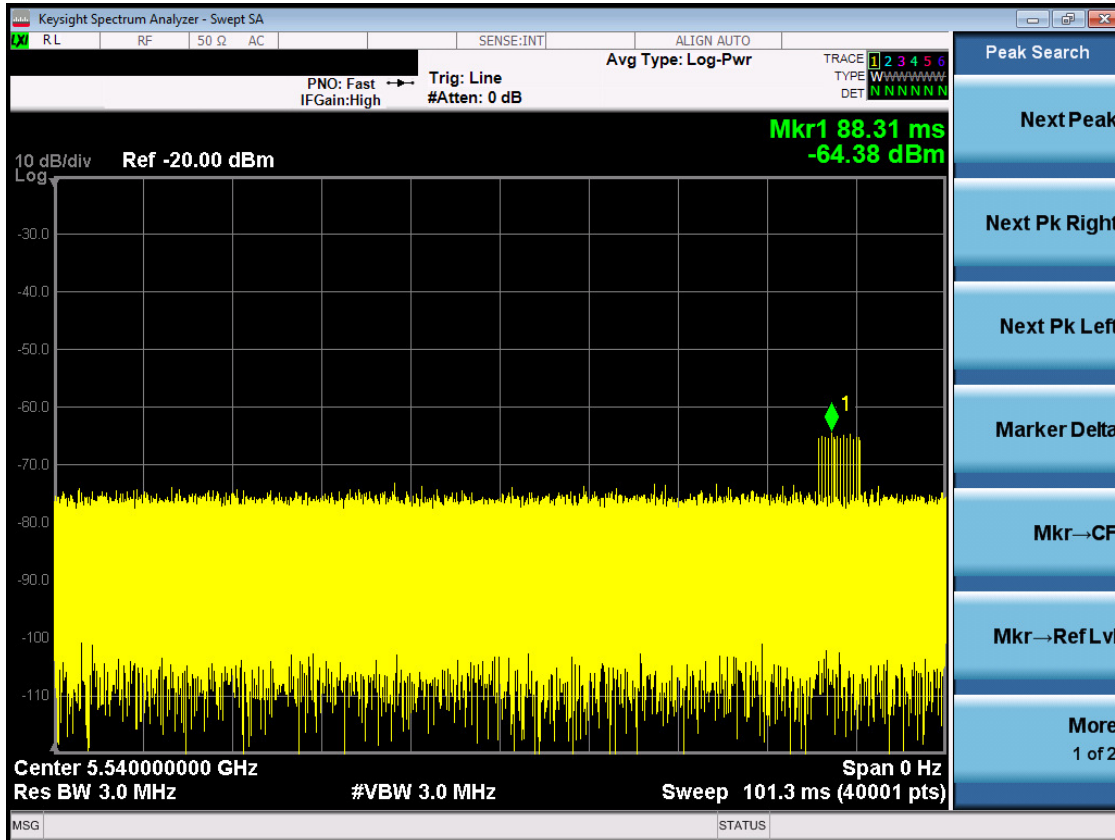
### Radar Signal 2



### Radar Signal 3



### Radar Signal 4







### Radar Signal 0

| Trial ID | Radar Type | Pulse Width (us) | PRI (us) | Number of Pulses | Waveform Length (us) |
|----------|------------|------------------|----------|------------------|----------------------|
| 0        | Type 0     | 1                | 1428     | 18               | 25704                |
| 1        | Type 0     | 1                | 1428     | 18               | 25704                |
| 2        | Type 0     | 1                | 1428     | 18               | 25704                |
| 3        | Type 0     | 1                | 1428     | 18               | 25704                |
| 4        | Type 0     | 1                | 1428     | 18               | 25704                |
| 5        | Type 0     | 1                | 1428     | 18               | 25704                |
| 6        | Type 0     | 1                | 1428     | 18               | 25704                |
| 7        | Type 0     | 1                | 1428     | 18               | 25704                |
| 8        | Type 0     | 1                | 1428     | 18               | 25704                |
| 9        | Type 0     | 1                | 1428     | 18               | 25704                |
| 10       | Type 0     | 1                | 1428     | 18               | 25704                |
| 11       | Type 0     | 1                | 1428     | 18               | 25704                |
| 12       | Type 0     | 1                | 1428     | 18               | 25704                |
| 13       | Type 0     | 1                | 1428     | 18               | 25704                |
| 14       | Type 0     | 1                | 1428     | 18               | 25704                |
| 15       | Type 0     | 1                | 1428     | 18               | 25704                |
| 16       | Type 0     | 1                | 1428     | 18               | 25704                |
| 17       | Type 0     | 1                | 1428     | 18               | 25704                |
| 18       | Type 0     | 1                | 1428     | 18               | 25704                |
| 19       | Type 0     | 1                | 1428     | 18               | 25704                |
| 20       | Type 0     | 1                | 1428     | 18               | 25704                |
| 21       | Type 0     | 1                | 1428     | 18               | 25704                |
| 22       | Type 0     | 1                | 1428     | 18               | 25704                |
| 23       | Type 0     | 1                | 1428     | 18               | 25704                |
| 24       | Type 0     | 1                | 1428     | 18               | 25704                |
| 25       | Type 0     | 1                | 1428     | 18               | 25704                |
| 26       | Type 0     | 1                | 1428     | 18               | 25704                |
| 27       | Type 0     | 1                | 1428     | 18               | 25704                |
| 28       | Type 0     | 1                | 1428     | 18               | 25704                |
| 29       | Type 0     | 1                | 1428     | 18               | 25704                |

### Radar Signal 1

| Trial ID | Radar Type | Pulse Width (us) | PRI (us) | Number of Pulses | Waveform Length (us) |
|----------|------------|------------------|----------|------------------|----------------------|
| 0        | Type 1     | 1                | 938      | 57               | 53466                |
| 1        | Type 1     | 1                | 698      | 76               | 53048                |
| 2        | Type 1     | 1                | 618      | 86               | 53148                |
| 3        | Type 1     | 1                | 538      | 99               | 53262                |
| 4        | Type 1     | 1                | 878      | 61               | 53558                |
| 5        | Type 1     | 1                | 3066     | 18               | 55188                |
| 6        | Type 1     | 1                | 638      | 83               | 52954                |
| 7        | Type 1     | 1                | 918      | 58               | 53244                |
| 8        | Type 1     | 1                | 838      | 63               | 52794                |
| 9        | Type 1     | 1                | 858      | 62               | 53196                |
| 10       | Type 1     | 1                | 798      | 67               | 53466                |
| 11       | Type 1     | 1                | 718      | 74               | 53132                |
| 12       | Type 1     | 1                | 578      | 92               | 53176                |
| 13       | Type 1     | 1                | 598      | 89               | 53222                |
| 14       | Type 1     | 1                | 558      | 95               | 53010                |
| 15       | Type 1     | 1                | 2536     | 21               | 53256                |
| 16       | Type 1     | 1                | 966      | 55               | 53130                |
| 17       | Type 1     | 1                | 827      | 64               | 52928                |
| 18       | Type 1     | 1                | 2501     | 22               | 55022                |
| 19       | Type 1     | 1                | 2595     | 21               | 54495                |
| 20       | Type 1     | 1                | 1114     | 48               | 53472                |
| 21       | Type 1     | 1                | 1302     | 41               | 53382                |
| 22       | Type 1     | 1                | 3045     | 18               | 54810                |
| 23       | Type 1     | 1                | 1624     | 33               | 53592                |
| 24       | Type 1     | 1                | 2878     | 19               | 54682                |
| 25       | Type 1     | 1                | 1027     | 52               | 53404                |
| 26       | Type 1     | 1                | 2485     | 22               | 54670                |
| 27       | Type 1     | 1                | 1600     | 33               | 52800                |
| 28       | Type 1     | 1                | 1172     | 46               | 53912                |
| 29       | Type 1     | 1                | 1177     | 45               | 52965                |

### Radar Signal 2

| Trial ID | Radar Type | Pulse Width (us) | PRI (us) | Number of Pulses | Waveform Length (us) |
|----------|------------|------------------|----------|------------------|----------------------|
| 0        | Type 2     | 3.2              | 179      | 26               | 4654                 |
| 1        | Type 2     | 1.1              | 207      | 23               | 4761                 |
| 2        | Type 2     | 2.1              | 230      | 24               | 5520                 |
| 3        | Type 2     | 4.8              | 200      | 29               | 5800                 |
| 4        | Type 2     | 3.9              | 214      | 28               | 5992                 |
| 5        | Type 2     | 2.9              | 222      | 26               | 5772                 |
| 6        | Type 2     | 3.2              | 204      | 26               | 5304                 |
| 7        | Type 2     | 2.5              | 192      | 25               | 4800                 |
| 8        | Type 2     | 3.1              | 164      | 26               | 4264                 |
| 9        | Type 2     | 1.2              | 156      | 23               | 3588                 |
| 10       | Type 2     | 3.9              | 210      | 27               | 5670                 |
| 11       | Type 2     | 4.6              | 201      | 29               | 5829                 |
| 12       | Type 2     | 3.2              | 162      | 26               | 4212                 |
| 13       | Type 2     | 2.2              | 197      | 25               | 4925                 |
| 14       | Type 2     | 4.5              | 163      | 29               | 4727                 |
| 15       | Type 2     | 3                | 203      | 26               | 5278                 |
| 16       | Type 2     | 5                | 168      | 29               | 4872                 |
| 17       | Type 2     | 2.4              | 217      | 25               | 5425                 |
| 18       | Type 2     | 2.9              | 191      | 26               | 4966                 |
| 19       | Type 2     | 2.3              | 166      | 25               | 4150                 |
| 20       | Type 2     | 3.7              | 150      | 27               | 4050                 |
| 21       | Type 2     | 2.2              | 176      | 25               | 4400                 |
| 22       | Type 2     | 4.9              | 195      | 29               | 5655                 |
| 23       | Type 2     | 2.9              | 202      | 26               | 5252                 |
| 24       | Type 2     | 2.5              | 178      | 25               | 4450                 |
| 25       | Type 2     | 1.1              | 206      | 23               | 4738                 |
| 26       | Type 2     | 3.8              | 155      | 27               | 4185                 |
| 27       | Type 2     | 4.7              | 157      | 29               | 4553                 |
| 28       | Type 2     | 2.4              | 224      | 25               | 5600                 |
| 29       | Type 2     | 4.2              | 159      | 28               | 4452                 |

### Radar Signal 3

| Trial ID | Radar Type | Pulse Width (us) | PRI (us) | Number of Pulses | Waveform Length (us) |
|----------|------------|------------------|----------|------------------|----------------------|
| 0        | Type 3     | 8.2              | 355      | 17               | 6035                 |
| 1        | Type 3     | 6.1              | 487      | 16               | 7792                 |
| 2        | Type 3     | 7.1              | 344      | 16               | 5504                 |
| 3        | Type 3     | 9.8              | 288      | 18               | 5184                 |
| 4        | Type 3     | 8.9              | 230      | 18               | 4140                 |
| 5        | Type 3     | 7.9              | 432      | 17               | 7344                 |
| 6        | Type 3     | 8.2              | 207      | 17               | 3519                 |
| 7        | Type 3     | 7.5              | 443      | 17               | 7531                 |
| 8        | Type 3     | 8.1              | 439      | 17               | 7463                 |
| 9        | Type 3     | 6.2              | 223      | 16               | 3568                 |
| 10       | Type 3     | 8.9              | 208      | 18               | 3744                 |
| 11       | Type 3     | 9.6              | 463      | 18               | 8334                 |
| 12       | Type 3     | 8.2              | 441      | 17               | 7497                 |
| 13       | Type 3     | 7.2              | 323      | 16               | 5168                 |
| 14       | Type 3     | 9.5              | 297      | 18               | 5346                 |
| 15       | Type 3     | 8                | 412      | 17               | 7004                 |
| 16       | Type 3     | 10               | 324      | 18               | 5832                 |
| 17       | Type 3     | 7.4              | 271      | 17               | 4607                 |
| 18       | Type 3     | 7.9              | 349      | 17               | 5933                 |
| 19       | Type 3     | 7.3              | 409      | 16               | 6544                 |
| 20       | Type 3     | 8.7              | 373      | 18               | 6714                 |
| 21       | Type 3     | 7.2              | 254      | 16               | 4064                 |
| 22       | Type 3     | 9.9              | 274      | 18               | 4932                 |
| 23       | Type 3     | 7.9              | 278      | 17               | 4726                 |
| 24       | Type 3     | 7.5              | 317      | 17               | 5389                 |
| 25       | Type 3     | 6.1              | 260      | 16               | 4160                 |
| 26       | Type 3     | 8.8              | 211      | 18               | 3798                 |
| 27       | Type 3     | 9.7              | 272      | 18               | 4896                 |
| 28       | Type 3     | 7.4              | 264      | 17               | 4488                 |
| 29       | Type 3     | 9.2              | 284      | 18               | 5112                 |

### Radar Signal 4

| Trial ID | Radar Type | Pulse Width (us) | PRI (us) | Number of Pulses | Waveform Length (us) |
|----------|------------|------------------|----------|------------------|----------------------|
| 0        | Type 4     | 16               | 355      | 14               | 4970                 |
| 1        | Type 4     | 11.3             | 487      | 12               | 5844                 |
| 2        | Type 4     | 13.5             | 344      | 13               | 4472                 |
| 3        | Type 4     | 19.4             | 288      | 16               | 4608                 |
| 4        | Type 4     | 17.5             | 230      | 15               | 3450                 |
| 5        | Type 4     | 15.3             | 432      | 14               | 6048                 |
| 6        | Type 4     | 15.9             | 207      | 14               | 2898                 |
| 7        | Type 4     | 14.3             | 443      | 13               | 5759                 |
| 8        | Type 4     | 15.8             | 439      | 14               | 6146                 |
| 9        | Type 4     | 11.5             | 223      | 12               | 2676                 |
| 10       | Type 4     | 17.4             | 208      | 15               | 3120                 |
| 11       | Type 4     | 19               | 463      | 16               | 7408                 |
| 12       | Type 4     | 16               | 441      | 14               | 6174                 |
| 13       | Type 4     | 13.8             | 323      | 13               | 4199                 |
| 14       | Type 4     | 18.9             | 297      | 16               | 4752                 |
| 15       | Type 4     | 15.5             | 412      | 14               | 5768                 |
| 16       | Type 4     | 19.9             | 324      | 16               | 5184                 |
| 17       | Type 4     | 14.1             | 271      | 13               | 3523                 |
| 18       | Type 4     | 15.2             | 349      | 14               | 4886                 |
| 19       | Type 4     | 13.8             | 409      | 13               | 5317                 |
| 20       | Type 4     | 17.1             | 373      | 15               | 5595                 |
| 21       | Type 4     | 13.8             | 254      | 13               | 3302                 |
| 22       | Type 4     | 19.8             | 274      | 16               | 4384                 |
| 23       | Type 4     | 15.3             | 278      | 14               | 3892                 |
| 24       | Type 4     | 14.5             | 317      | 13               | 4121                 |
| 25       | Type 4     | 11.3             | 260      | 12               | 3120                 |
| 26       | Type 4     | 17.3             | 211      | 15               | 3165                 |
| 27       | Type 4     | 19.2             | 272      | 16               | 4352                 |
| 28       | Type 4     | 14.2             | 264      | 13               | 3432                 |
| 29       | Type 4     | 18.2             | 284      | 15               | 4260                 |

### Radar Signal 5

| Trial ID | Radar Type | Pulse Width (us) | PRI (us)  | Number of Pulses | Center Frequency(GHz) |
|----------|------------|------------------|-----------|------------------|-----------------------|
| 0        | Type 5     | 15               | 0.8       | 12               | 5.5525                |
| 1        | Type 5     | 8                | 1.5       | 12               | 5.5325                |
| 2        | Type 5     | 11               | 1.0909091 | 12               | 5.5415                |
| 3        | Type 5     | 20               | 0.6       | 12               | 5.5665                |
| 4        | Type 5     | 17               | 0.7058824 | 12               | 5.5585                |
| 5        | Type 5     | 14               | 0.8571429 | 12               | 5.5495                |
| 6        | Type 5     | 15               | 0.8       | 12               | 5.5515                |
| 7        | Type 5     | 12               | 1         | 12               | 5.5445                |
| 8        | Type 5     | 14               | 0.8571429 | 12               | 5.5515                |
| 9        | Type 5     | 8                | 1.5       | 12               | 5.5335                |
| 10       | Type 5     | 17               | 0.7058824 | 12               | 5.5585                |
| 11       | Type 5     | 19               | 0.6315789 | 12               | 5.5645                |
| 12       | Type 5     | 15               | 0.8       | 12               | 5.5515                |
| 13       | Type 5     | 12               | 1         | 12               | 5.5425                |
| 14       | Type 5     | 19               | 0.6315789 | 12               | 5.5645                |
| 15       | Type 5     | 14               | 0.8571429 | 12               | 5.5495                |
| 16       | Type 5     | 20               | 0.6       | 12               | 5.5685                |
| 17       | Type 5     | 12               | 1         | 12               | 5.5445                |
| 18       | Type 5     | 14               | 0.8571429 | 12               | 5.5485                |
| 19       | Type 5     | 12               | 1         | 12               | 5.5435                |
| 20       | Type 5     | 16               | 0.75      | 12               | 5.5565                |
| 21       | Type 5     | 12               | 1         | 12               | 5.5425                |
| 22       | Type 5     | 20               | 0.6       | 12               | 5.5675                |
| 23       | Type 5     | 14               | 0.8571429 | 12               | 5.5495                |
| 24       | Type 5     | 13               | 0.9230769 | 12               | 5.5455                |
| 25       | Type 5     | 8                | 1.5       | 12               | 5.5325                |
| 26       | Type 5     | 17               | 0.7058824 | 12               | 5.5575                |
| 27       | Type 5     | 19               | 0.6315789 | 12               | 5.5655                |
| 28       | Type 5     | 12               | 1         | 12               | 5.5445                |
| 29       | Type 5     | 18               | 0.6666667 | 12               | 5.5615                |

### Radar Signal 5 11a Mode

| Trial ID | Radar Type | Pulse Width (us) | PRI (us)  | Number of Pulses | Center Frequency(GHz) |
|----------|------------|------------------|-----------|------------------|-----------------------|
| 0        | Type 5     | 15               | 0.8       | 12               | 5.55                  |
| 1        | Type 5     | 8                | 1.5       | 12               | 5.55                  |
| 2        | Type 5     | 11               | 1.0909091 | 12               | 5.55                  |
| 3        | Type 5     | 20               | 0.6       | 12               | 5.55                  |
| 4        | Type 5     | 17               | 0.7058824 | 12               | 5.55                  |
| 5        | Type 5     | 14               | 0.8571429 | 12               | 5.55                  |
| 6        | Type 5     | 15               | 0.8       | 12               | 5.55                  |
| 7        | Type 5     | 12               | 1         | 12               | 5.55                  |
| 8        | Type 5     | 14               | 0.8571429 | 12               | 5.55                  |
| 9        | Type 5     | 8                | 1.5       | 12               | 5.55                  |
| 10       | Type 5     | 17               | 0.7058824 | 12               | 5.5474                |
| 11       | Type 5     | 19               | 0.6315789 | 12               | 5.5486                |
| 12       | Type 5     | 15               | 0.8       | 12               | 5.5462                |
| 13       | Type 5     | 12               | 1         | 12               | 5.545                 |
| 14       | Type 5     | 19               | 0.6315789 | 12               | 5.5482                |
| 15       | Type 5     | 14               | 0.8571429 | 12               | 5.5458                |
| 16       | Type 5     | 20               | 0.6       | 12               | 5.549                 |
| 17       | Type 5     | 12               | 1         | 12               | 5.545                 |
| 18       | Type 5     | 14               | 0.8571429 | 12               | 5.5458                |
| 19       | Type 5     | 12               | 1         | 12               | 5.545                 |
| 20       | Type 5     | 16               | 0.75      | 12               | 5.553                 |
| 21       | Type 5     | 12               | 1         | 12               | 5.5554                |
| 22       | Type 5     | 20               | 0.6       | 12               | 5.551                 |
| 23       | Type 5     | 14               | 0.8571429 | 12               | 5.5542                |
| 24       | Type 5     | 13               | 0.9230769 | 12               | 5.5546                |
| 25       | Type 5     | 8                | 1.5       | 12               | 5.557                 |
| 26       | Type 5     | 17               | 0.7058824 | 12               | 5.5526                |
| 27       | Type 5     | 19               | 0.6315789 | 12               | 5.5514                |
| 28       | Type 5     | 12               | 1         | 12               | 5.555                 |
| 29       | Type 5     | 18               | 0.6666667 | 12               | 5.5522                |

**Radar Signal 5 11n 40MHz Mode**

| Trial ID | Radar Type | Pulse Width (us) | PRI (us)  | Number of Pulses | Center Frequency(GHz) |
|----------|------------|------------------|-----------|------------------|-----------------------|
| 0        | Type 5     | 15               | 0.8       | 12               | 5.55                  |
| 1        | Type 5     | 8                | 1.5       | 12               | 5.55                  |
| 2        | Type 5     | 11               | 1.0909091 | 12               | 5.55                  |
| 3        | Type 5     | 20               | 0.6       | 12               | 5.55                  |
| 4        | Type 5     | 17               | 0.7058824 | 12               | 5.55                  |
| 5        | Type 5     | 14               | 0.8571429 | 12               | 5.55                  |
| 6        | Type 5     | 15               | 0.8       | 12               | 5.55                  |
| 7        | Type 5     | 12               | 1         | 12               | 5.55                  |
| 8        | Type 5     | 14               | 0.8571429 | 12               | 5.55                  |
| 9        | Type 5     | 8                | 1.5       | 12               | 5.55                  |
| 10       | Type 5     | 17               | 0.7058824 | 12               | 5.5384                |
| 11       | Type 5     | 19               | 0.6315789 | 12               | 5.5396                |
| 12       | Type 5     | 15               | 0.8       | 12               | 5.5372                |
| 13       | Type 5     | 12               | 1         | 12               | 5.536                 |
| 14       | Type 5     | 19               | 0.6315789 | 12               | 5.5392                |
| 15       | Type 5     | 14               | 0.8571429 | 12               | 5.5368                |
| 16       | Type 5     | 20               | 0.6       | 12               | 5.54                  |
| 17       | Type 5     | 12               | 1         | 12               | 5.536                 |
| 18       | Type 5     | 14               | 0.8571429 | 12               | 5.5368                |
| 19       | Type 5     | 12               | 1         | 12               | 5.536                 |
| 20       | Type 5     | 16               | 0.75      | 12               | 5.562                 |
| 21       | Type 5     | 12               | 1         | 12               | 5.5644                |
| 22       | Type 5     | 20               | 0.6       | 12               | 5.56                  |
| 23       | Type 5     | 14               | 0.8571429 | 12               | 5.5632                |
| 24       | Type 5     | 13               | 0.9230769 | 12               | 5.5636                |
| 25       | Type 5     | 8                | 1.5       | 12               | 5.566                 |
| 26       | Type 5     | 17               | 0.7058824 | 12               | 5.5616                |
| 27       | Type 5     | 19               | 0.6315789 | 12               | 5.5604                |
| 28       | Type 5     | 12               | 1         | 12               | 5.564                 |
| 29       | Type 5     | 18               | 0.6666667 | 12               | 5.5612                |



**Radar Signal 5 11ac 80MHz Mode**

| Trial ID | Radar Type | Pulse Width (us) | PRI (us)  | Number of Pulses | Center Frequency(GHz) |
|----------|------------|------------------|-----------|------------------|-----------------------|
| 0        | Type 5     | 15               | 0.8       | 12               | 5.53                  |
| 1        | Type 5     | 8                | 1.5       | 12               | 5.53                  |
| 2        | Type 5     | 11               | 1.0909091 | 12               | 5.53                  |
| 3        | Type 5     | 20               | 0.6       | 12               | 5.53                  |
| 4        | Type 5     | 17               | 0.7058824 | 12               | 5.53                  |
| 5        | Type 5     | 14               | 0.8571429 | 12               | 5.53                  |
| 6        | Type 5     | 15               | 0.8       | 12               | 5.53                  |
| 7        | Type 5     | 12               | 1         | 12               | 5.53                  |
| 8        | Type 5     | 14               | 0.8571429 | 12               | 5.53                  |
| 9        | Type 5     | 8                | 1.5       | 12               | 5.53                  |
| 10       | Type 5     | 17               | 0.7058824 | 12               | 5.4984                |
| 11       | Type 5     | 19               | 0.6315789 | 12               | 5.4996                |
| 12       | Type 5     | 15               | 0.8       | 12               | 5.4972                |
| 13       | Type 5     | 12               | 1         | 12               | 5.496                 |
| 14       | Type 5     | 19               | 0.6315789 | 12               | 5.4992                |
| 15       | Type 5     | 14               | 0.8571429 | 12               | 5.4968                |
| 16       | Type 5     | 20               | 0.6       | 12               | 5.5                   |
| 17       | Type 5     | 12               | 1         | 12               | 5.496                 |
| 18       | Type 5     | 14               | 0.8571429 | 12               | 5.4968                |
| 19       | Type 5     | 12               | 1         | 12               | 5.496                 |
| 20       | Type 5     | 16               | 0.75      | 12               | 5.562                 |
| 21       | Type 5     | 12               | 1         | 12               | 5.5644                |
| 22       | Type 5     | 20               | 0.6       | 12               | 5.56                  |
| 23       | Type 5     | 14               | 0.8571429 | 12               | 5.5632                |
| 24       | Type 5     | 13               | 0.9230769 | 12               | 5.5636                |
| 25       | Type 5     | 8                | 1.5       | 12               | 5.566                 |
| 26       | Type 5     | 17               | 0.7058824 | 12               | 5.5616                |
| 27       | Type 5     | 19               | 0.6315789 | 12               | 5.5604                |
| 28       | Type 5     | 12               | 1         | 12               | 5.564                 |
| 29       | Type 5     | 18               | 0.6666667 | 12               | 5.5612                |

### Radar Signal 6

| Trial ID | Radar Type | Pulse Width (μs) | PRI (μs) | Pulses per Hop | Hopping Rate (kHz) | Hopping Sequence Length (ms) | Number of Pulses |
|----------|------------|------------------|----------|----------------|--------------------|------------------------------|------------------|
| 0        | Type 6     | 1                | 333.3    | 9              | 0.3333             | 300                          | 16               |
| 1        | Type 6     | 1                | 333.3    | 9              | 0.3333             | 300                          | 10               |
| 2        | Type 6     | 1                | 333.3    | 9              | 0.3333             | 300                          | 14               |
| 3        | Type 6     | 1                | 333.3    | 9              | 0.3333             | 300                          | 19               |
| 4        | Type 6     | 1                | 333.3    | 9              | 0.3333             | 300                          | 15               |
| 5        | Type 6     | 1                | 333.3    | 9              | 0.3333             | 300                          | 18               |
| 6        | Type 6     | 1                | 333.3    | 9              | 0.3333             | 300                          | 14               |
| 7        | Type 6     | 1                | 333.3    | 9              | 0.3333             | 300                          | 14               |
| 8        | Type 6     | 1                | 333.3    | 9              | 0.3333             | 300                          | 21               |
| 9        | Type 6     | 1                | 333.3    | 9              | 0.3333             | 300                          | 15               |
| 10       | Type 6     | 1                | 333.3    | 9              | 0.3333             | 300                          | 16               |
| 11       | Type 6     | 1                | 333.3    | 9              | 0.3333             | 300                          | 24               |
| 12       | Type 6     | 1                | 333.3    | 9              | 0.3333             | 300                          | 13               |
| 13       | Type 6     | 1                | 333.3    | 9              | 0.3333             | 300                          | 20               |
| 14       | Type 6     | 1                | 333.3    | 9              | 0.3333             | 300                          | 17               |
| 15       | Type 6     | 1                | 333.3    | 9              | 0.3333             | 300                          | 20               |
| 16       | Type 6     | 1                | 333.3    | 9              | 0.3333             | 300                          | 16               |
| 17       | Type 6     | 1                | 333.3    | 9              | 0.3333             | 300                          | 18               |
| 18       | Type 6     | 1                | 333.3    | 9              | 0.3333             | 300                          | 14               |
| 19       | Type 6     | 1                | 333.3    | 9              | 0.3333             | 300                          | 16               |
| 20       | Type 6     | 1                | 333.3    | 9              | 0.3333             | 300                          | 20               |
| 21       | Type 6     | 1                | 333.3    | 9              | 0.3333             | 300                          | 19               |
| 22       | Type 6     | 1                | 333.3    | 9              | 0.3333             | 300                          | 23               |
| 23       | Type 6     | 1                | 333.3    | 9              | 0.3333             | 300                          | 17               |
| 24       | Type 6     | 1                | 333.3    | 9              | 0.3333             | 300                          | 16               |
| 25       | Type 6     | 1                | 333.3    | 9              | 0.3333             | 300                          | 13               |
| 26       | Type 6     | 1                | 333.3    | 9              | 0.3333             | 300                          | 13               |
| 27       | Type 6     | 1                | 333.3    | 9              | 0.3333             | 300                          | 18               |
| 28       | Type 6     | 1                | 333.3    | 9              | 0.3333             | 300                          | 19               |
| 29       | Type 6     | 1                | 333.3    | 9              | 0.3333             | 300                          | 20               |

### 6.4 PARAMETER DATE SHEET FOR RADAR TYPE 5

| Statistical Performance Check Result |                   |                  |                   |                            |            |            |            |
|--------------------------------------|-------------------|------------------|-------------------|----------------------------|------------|------------|------------|
| Rader Test Signal(#)                 |                   | 5                |                   | Trail#                     | 0          |            |            |
| Burst ID                             | Burst Offset (us) | Pulse Width (us) | Chirp Width (MHz) | Number of Pulses per Burst | PRI-1 (us) | PRI-2 (us) | PRI-3 (us) |
| 0                                    | 636185            | 77.8             | 13                | 2                          | 1665       | 1477       | -          |
| 1                                    | 32674             | 51.9             | 13                | 1                          | 1074       | -          | -          |
| 2                                    | 226294            | 63.8             | 13                | 1                          | 1584       | -          | -          |
| 3                                    | 417976            | 96.6             | 13                | 3                          | 1682       | 1786       | 1843       |
| 4                                    | 611152            | 85.9             | 13                | 3                          | 1795       | 1215       | 1729       |
| 5                                    | 8789              | 73.7             | 13                | 2                          | 1198       | 1549       | -          |
| 6                                    | 201917            | 77.2             | 13                | 2                          | 1837       | 1819       | -          |
| 7                                    | 395530            | 68.4             | 13                | 2                          | 1587       | 1114       | -          |
| 8                                    | 588564            | 76.7             | 13                | 2                          | 2000       | 1155       | -          |
| 9                                    | 783794            | 53.2             | 13                | 1                          | 1147       | -          | -          |
| 10                                   | 177933            | 85.7             | 13                | 3                          | 1433       | 1695       | 1394       |
| 11                                   | 370624            | 94.3             | 13                | 3                          | 1670       | 1426       | 1935       |
| 12                                   | 564893            | 77.6             | 13                | 2                          | 1294       | 1671       | -          |
| 13                                   | 759583            | 65.7             | 13                | 1                          | 1512       | -          | -          |
| 14                                   | 154262            | 93.5             | 13                | 3                          | 1444       | 1130       | 1468       |

| Statistical Performance Check Result |                   |                  |                   |                            |            |            |            |
|--------------------------------------|-------------------|------------------|-------------------|----------------------------|------------|------------|------------|
| Rader Test Signal(#)                 |                   | 5                |                   | Trail#                     | 1          |            |            |
| Burst ID                             | Burst Offset (us) | Pulse Width (us) | Chirp Width (MHz) | Number of Pulses per Burst | PRI-1 (us) | PRI-2 (us) | PRI-3 (us) |
| 0                                    | 653020            | 75               | 5                 | 2                          | 1880       | 1527       | -          |
| 1                                    | 1015643           | 99.4             | 5                 | 3                          | 1401       | 1262       | 1257       |
| 2                                    | 1379398           | 67.4             | 5                 | 2                          | 1531       | 1403       | -          |
| 3                                    | 245489            | 73.6             | 5                 | 2                          | 1449       | 1041       | -          |
| 4                                    | 609113            | 65.9             | 5                 | 1                          | 1432       | -          | -          |
| 5                                    | 970852            | 83.8             | 5                 | 3                          | 1356       | 1292       | 1419       |
| 6                                    | 1335913           | 65.5             | 5                 | 1                          | 1543       | -          | -          |
| 7                                    | 200406            | 98.6             | 5                 | 3                          | 1548       | 1796       | 1728       |

**Statistical Performance Check Result**

| Rader Test Signal(#) |                   | 5                |                   | Trail#                     | 2          |            |            |
|----------------------|-------------------|------------------|-------------------|----------------------------|------------|------------|------------|
| Burst ID             | Burst Offset (us) | Pulse Width (us) | Chirp Width (MHz) | Number of Pulses per Burst | PRI-1 (us) | PRI-2 (us) | PRI-3 (us) |
| 0                    | 409565            | 73.8             | 9                 | 2                          | 1806       | 1538       | -          |
| 1                    | 673692            | 69.5             | 9                 | 2                          | 1117       | 1649       | -          |
| 2                    | 938562            | 51.9             | 9                 | 1                          | 1651       | -          | -          |
| 3                    | 113209            | 84.6             | 9                 | 3                          | 1976       | 1032       | 1271       |
| 4                    | 376726            | 95.4             | 9                 | 3                          | 1060       | 1903       | 1388       |
| 5                    | 641212            | 68               | 9                 | 2                          | 1368       | 1351       | -          |
| 6                    | 903714            | 89.6             | 9                 | 3                          | 1338       | 1514       | 1573       |
| 7                    | 80863             | 81.9             | 9                 | 2                          | 1022       | 1689       | -          |
| 8                    | 344067            | 88.3             | 9                 | 3                          | 1810       | 1330       | 1838       |
| 9                    | 609331            | 53.7             | 9                 | 1                          | 1597       | -          | -          |
| 10                   | 871542            | 91.3             | 9                 | 3                          | 1961       | 1106       | 1001       |

**Statistical Performance Check Result**

| Rader Test Signal(#) |                   | 5                |                   | Trail#                     | 3          |            |            |
|----------------------|-------------------|------------------|-------------------|----------------------------|------------|------------|------------|
| Burst ID             | Burst Offset (us) | Pulse Width (us) | Chirp Width (MHz) | Number of Pulses per Burst | PRI-1 (us) | PRI-2 (us) | PRI-3 (us) |
| 0                    | 26541             | 68.1             | 19                | 2                          | 1339       | 1355       | -          |
| 1                    | 171821            | 58.7             | 19                | 1                          | 1251       | -          | -          |
| 2                    | 316229            | 75.3             | 19                | 2                          | 1136       | 1640       | -          |
| 3                    | 461864            | 56.4             | 19                | 1                          | 1753       | -          | -          |
| 4                    | 8677              | 99.7             | 19                | 3                          | 1196       | 1708       | 1159       |
| 5                    | 153995            | 57.7             | 19                | 1                          | 1013       | -          | -          |
| 6                    | 299238            | 59.5             | 19                | 1                          | 1072       | -          | -          |
| 7                    | 443177            | 80               | 19                | 2                          | 1482       | 1369       | -          |
| 8                    | 587671            | 82               | 19                | 2                          | 1993       | 1197       | -          |
| 9                    | 135674            | 82.8             | 19                | 2                          | 1883       | 1005       | -          |
| 10                   | 279928            | 88               | 19                | 3                          | 1061       | 1928       | 1101       |
| 11                   | 424279            | 93.2             | 19                | 3                          | 1207       | 1907       | 1223       |
| 12                   | 570132            | 70.4             | 19                | 2                          | 1526       | 1360       | -          |
| 13                   | 117439            | 95.3             | 19                | 3                          | 1171       | 1955       | 1775       |
| 14                   | 262502            | 81.9             | 19                | 2                          | 1690       | 1545       | -          |
| 15                   | 406573            | 98.5             | 19                | 3                          | 1975       | 1169       | 1062       |
| 16                   | 553328            | 65               | 19                | 1                          | 1767       | -          | -          |
| 17                   | 99799             | 85.4             | 19                | 3                          | 1011       | 1637       | 1425       |
| 18                   | 244095            | 91.6             | 19                | 3                          | 1878       | 1445       | 1325       |
| 19                   | 390012            | 67.3             | 19                | 2                          | 1091       | 1218       | -          |

**Statistical Performance Check Result**

| Rader Test Signal(#) |                   | 5                |                   | Trail#                     | 4          |            |            |
|----------------------|-------------------|------------------|-------------------|----------------------------|------------|------------|------------|
| Burst ID             | Burst Offset (us) | Pulse Width (us) | Chirp Width (MHz) | Number of Pulses per Burst | PRI-1 (us) | PRI-2 (us) | PRI-3 (us) |
| 0                    | 629614            | 67.9             | 16                | 2                          | 1320       | 1133       | -          |
| 1                    | 96856             | 62.3             | 16                | 1                          | 1957       | -          | -          |
| 2                    | 267719            | 53.3             | 16                | 1                          | 1592       | -          | -          |
| 3                    | 436784            | 90               | 16                | 3                          | 1900       | 1153       | 1346       |
| 4                    | 608289            | 77.1             | 16                | 2                          | 1166       | 1646       | -          |
| 5                    | 75610             | 83.9             | 16                | 3                          | 1278       | 1232       | 1459       |
| 6                    | 245638            | 89.1             | 16                | 3                          | 1240       | 1384       | 1939       |
| 7                    | 416355            | 81.8             | 16                | 2                          | 1833       | 1676       | -          |
| 8                    | 588736            | 50.3             | 16                | 1                          | 1075       | -          | -          |
| 9                    | 54571             | 87.1             | 16                | 3                          | 1116       | 1996       | 1756       |
| 10                   | 225175            | 71.3             | 16                | 2                          | 1225       | 1815       | -          |
| 11                   | 394825            | 97.5             | 16                | 3                          | 1884       | 1465       | 1132       |
| 12                   | 565361            | 90.6             | 16                | 3                          | 1561       | 1040       | 1354       |
| 13                   | 33643             | 86.3             | 16                | 3                          | 1596       | 1183       | 1792       |
| 14                   | 203957            | 97.6             | 16                | 3                          | 1365       | 1073       | 1361       |
| 15                   | 373812            | 84.7             | 16                | 3                          | 1021       | 1718       | 1854       |
| 16                   | 544060            | 99.7             | 16                | 3                          | 1150       | 1244       | 1988       |

**Statistical Performance Check Result**

| Rader Test Signal(#) |                   | 5                |                   | Trail#                     | 5          |            |            |
|----------------------|-------------------|------------------|-------------------|----------------------------|------------|------------|------------|
| Burst ID             | Burst Offset (us) | Pulse Width (us) | Chirp Width (MHz) | Number of Pulses per Burst | PRI-1 (us) | PRI-2 (us) | PRI-3 (us) |
| 0                    | 15438             | 92.9             | 12                | 3                          | 1085       | 1564       | 1407       |
| 1                    | 222486            | 67.7             | 12                | 2                          | 1744       | 1747       | -          |
| 2                    | 430731            | 65.8             | 12                | 1                          | 1092       | -          | -          |
| 3                    | 637784            | 56.3             | 12                | 1                          | 1851       | -          | -          |
| 4                    | 845342            | 53.7             | 12                | 1                          | 1727       | -          | -          |
| 5                    | 196720            | 83.5             | 12                | 3                          | 1679       | 1930       | 1025       |
| 6                    | 404955            | 65.8             | 12                | 1                          | 1519       | -          | -          |
| 7                    | 610711            | 85.9             | 12                | 3                          | 1134       | 1034       | 1808       |
| 8                    | 818057            | 76.3             | 12                | 2                          | 1606       | 1926       | -          |
| 9                    | 171459            | 81.5             | 12                | 2                          | 1891       | 1714       | -          |
| 10                   | 377969            | 89.4             | 12                | 3                          | 1310       | 1594       | 1827       |
| 11                   | 586875            | 63.4             | 12                | 1                          | 1568       | -          | -          |
| 12                   | 792834            | 69.6             | 12                | 2                          | 1307       | 1925       | -          |
| 13                   | 146044            | 74.5             | 12                | 2                          | 1264       | 1846       | -          |



| Statistical Performance Check Result |                   |                  |                   |                            |            |            |            |
|--------------------------------------|-------------------|------------------|-------------------|----------------------------|------------|------------|------------|
| Rader Test Signal(#)                 |                   | 5                |                   | Trail#                     | 6          |            |            |
| Burst ID                             | Burst Offset (us) | Pulse Width (us) | Chirp Width (MHz) | Number of Pulses per Burst | PRI-1 (us) | PRI-2 (us) | PRI-3 (us) |
| 0                                    | 329022            | 96.6             | 13                | 3                          | 1182       | 1609       | 1581       |
| 1                                    | 521718            | 96.7             | 13                | 3                          | 1829       | 1799       | 1154       |
| 2                                    | 714222            | 86.5             | 13                | 3                          | 1923       | 1396       | 1865       |
| 3                                    | 112450            | 73.3             | 13                | 2                          | 1908       | 1318       | -          |
| 4                                    | 306283            | 55.8             | 13                | 1                          | 1688       | -          | -          |
| 5                                    | 500239            | 55.4             | 13                | 1                          | 1145       | -          | -          |
| 6                                    | 690932            | 85.3             | 13                | 3                          | 1336       | 1504       | 1820       |
| 7                                    | 88645             | 79.4             | 13                | 2                          | 1344       | 1893       | -          |
| 8                                    | 282508            | 65.7             | 13                | 1                          | 1476       | -          | -          |
| 9                                    | 475842            | 68.6             | 13                | 2                          | 1008       | 1028       | -          |
| 10                                   | 667887            | 77.7             | 13                | 2                          | 1972       | 1835       | -          |
| 11                                   | 64845             | 79.6             | 13                | 2                          | 1882       | 1331       | -          |
| 12                                   | 257755            | 94.9             | 13                | 3                          | 1830       | 1070       | 1349       |
| 13                                   | 452335            | 61.4             | 13                | 1                          | 1451       | -          | -          |
| 14                                   | 643395            | 90.6             | 13                | 3                          | 1233       | 1562       | 1887       |

**Statistical Performance Check Result**

| Rader Test Signal(#) |                   | 5                |                   | Trail#                     | 7          |            |            |
|----------------------|-------------------|------------------|-------------------|----------------------------|------------|------------|------------|
| Burst ID             | Burst Offset (us) | Pulse Width (us) | Chirp Width (MHz) | Number of Pulses per Burst | PRI-1 (us) | PRI-2 (us) | PRI-3 (us) |
| 0                    | 51446             | 52.6             | 10                | 1                          | 1210       | -          | -          |
| 1                    | 292696            | 84.1             | 10                | 3                          | 1314       | 1725       | 1529       |
| 2                    | 533989            | 97.7             | 10                | 3                          | 1139       | 1868       | 1805       |
| 3                    | 775564            | 97.3             | 10                | 3                          | 1341       | 1446       | 1755       |
| 4                    | 21542             | 98.8             | 10                | 3                          | 1544       | 1386       | 1302       |
| 5                    | 263385            | 72.2             | 10                | 2                          | 1771       | 1184       | -          |
| 6                    | 505581            | 67.6             | 10                | 2                          | 1175       | 1027       | -          |
| 7                    | 747058            | 75.7             | 10                | 2                          | 1026       | 1871       | -          |
| 8                    | 989976            | 60.9             | 10                | 1                          | 1798       | -          | -          |
| 9                    | 234024            | 64.2             | 10                | 1                          | 1138       | -          | -          |
| 10                   | 475207            | 78.8             | 10                | 2                          | 1784       | 1604       | -          |
| 11                   | 715825            | 87.5             | 10                | 3                          | 1511       | 1712       | 1683       |

| Statistical Performance Check Result |                   |                  |                   |                            |            |            |            |
|--------------------------------------|-------------------|------------------|-------------------|----------------------------|------------|------------|------------|
| Rader Test Signal(#)                 |                   | 5                |                   | Trail#                     | 8          |            |            |
| Burst ID                             | Burst Offset (us) | Pulse Width (us) | Chirp Width (MHz) | Number of Pulses per Burst | PRI-1 (us) | PRI-2 (us) | PRI-3 (us) |
| 0                                    | 823112            | 54.1             | 13                | 1                          | 1415       | -          | -          |
| 1                                    | 174965            | 50.7             | 13                | 1                          | 1221       | -          | -          |
| 2                                    | 382216            | 52.3             | 13                | 1                          | 1974       | -          | -          |
| 3                                    | 587395            | 99.8             | 13                | 3                          | 1558       | 1696       | 1949       |
| 4                                    | 796897            | 68.4             | 13                | 2                          | 1014       | 1099       | -          |
| 5                                    | 149042            | 80.8             | 13                | 2                          | 1736       | 1505       | -          |
| 6                                    | 356750            | 62.5             | 13                | 1                          | 1778       | -          | -          |
| 7                                    | 563824            | 74.8             | 13                | 2                          | 1149       | 1204       | -          |
| 8                                    | 772314            | 50.8             | 13                | 1                          | 1049       | -          | -          |
| 9                                    | 123796            | 54               | 13                | 1                          | 1417       | -          | -          |
| 10                                   | 331215            | 63               | 13                | 1                          | 1730       | -          | -          |
| 11                                   | 537402            | 91.8             | 13                | 3                          | 1143       | 1270       | 1347       |
| 12                                   | 744805            | 79.3             | 13                | 2                          | 1274       | 1992       | -          |
| 13                                   | 98172             | 64.3             | 13                | 1                          | 1937       | -          | -          |

**Statistical Performance Check Result**

| Rader Test Signal(#) |                   | 5                |                   | Trail#                     | 9          |            |            |
|----------------------|-------------------|------------------|-------------------|----------------------------|------------|------------|------------|
| Burst ID             | Burst Offset (us) | Pulse Width (us) | Chirp Width (MHz) | Number of Pulses per Burst | PRI-1 (us) | PRI-2 (us) | PRI-3 (us) |
| 0                    | 535615            | 63.4             | 6                 | 1                          | 1043       | -          | -          |
| 1                    | 898668            | 52               | 6                 | 1                          | 1863       | -          | -          |
| 2                    | 1259235           | 97.2             | 6                 | 3                          | 1973       | 1605       | 1583       |
| 3                    | 127106            | 78.7             | 6                 | 2                          | 1466       | 1743       | -          |
| 4                    | 490358            | 74.2             | 6                 | 2                          | 1280       | 1219       | -          |
| 5                    | 852409            | 88.7             | 6                 | 3                          | 1293       | 1934       | 1273       |
| 6                    | 1217152           | 54.3             | 6                 | 1                          | 1991       | -          | -          |
| 7                    | 82296             | 95.4             | 6                 | 3                          | 1580       | 1555       | 1791       |

| Statistical Performance Check Result |                   |                  |                   |                            |            |            |            |
|--------------------------------------|-------------------|------------------|-------------------|----------------------------|------------|------------|------------|
| Rader Test Signal(#)                 |                   | 5                |                   | Trail#                     | 10         |            |            |
| Burst ID                             | Burst Offset (us) | Pulse Width (us) | Chirp Width (MHz) | Number of Pulses per Burst | PRI-1 (us) | PRI-2 (us) | PRI-3 (us) |
| 0                                    | 209249            | 73.7             | 16                | 2                          | 1208       | 1497       | -          |
| 1                                    | 378386            | 97.4             | 16                | 3                          | 1942       | 1754       | 1613       |
| 2                                    | 548411            | 91.7             | 16                | 3                          | 1999       | 1702       | 1462       |
| 3                                    | 17733             | 66.2             | 16                | 1                          | 1393       | -          | -          |
| 4                                    | 187952            | 70.8             | 16                | 2                          | 1968       | 1821       | -          |
| 5                                    | 359277            | 52.3             | 16                | 1                          | 1740       | -          | -          |
| 6                                    | 528886            | 78.9             | 16                | 2                          | 1308       | 1984       | -          |
| 7                                    | 700166            | 70.9             | 16                | 2                          | 1050       | 1358       | -          |
| 8                                    | 167197            | 75.6             | 16                | 2                          | 1437       | 1430       | -          |
| 9                                    | 338262            | 59.1             | 16                | 1                          | 1697       | -          | -          |
| 10                                   | 508324            | 77               | 16                | 2                          | 1397       | 1304       | -          |
| 11                                   | 678689            | 67.9             | 16                | 2                          | 1803       | 1083       | -          |
| 12                                   | 146031            | 81.2             | 16                | 2                          | 1720       | 1932       | -          |
| 13                                   | 316923            | 78.7             | 16                | 2                          | 1247       | 1121       | -          |
| 14                                   | 488056            | 63.3             | 16                | 1                          | 1634       | -          | -          |
| 15                                   | 657326            | 68.9             | 16                | 2                          | 1849       | 1423       | -          |
| 16                                   | 125509            | 59.3             | 16                | 1                          | 1093       | -          | -          |

**Statistical Performance Check Result**

| Rader Test Signal(#) |                   | 5                |                   | Trail#                     | 11         |            |            |
|----------------------|-------------------|------------------|-------------------|----------------------------|------------|------------|------------|
| Burst ID             | Burst Offset (us) | Pulse Width (us) | Chirp Width (MHz) | Number of Pulses per Burst | PRI-1 (us) | PRI-2 (us) | PRI-3 (us) |
| 0                    | 263736            | 98.9             | 19                | 3                          | 1381       | 1680       | 1488       |
| 1                    | 416459            | 82.3             | 19                | 2                          | 1716       | 1855       | -          |
| 2                    | 567902            | 86.7             | 19                | 3                          | 1211       | 1400       | 1919       |
| 3                    | 92979             | 89.7             | 19                | 3                          | 1861       | 1068       | 1282       |
| 4                    | 245155            | 98.6             | 19                | 3                          | 1507       | 1194       | 1461       |
| 5                    | 397609            | 71.1             | 19                | 2                          | 1921       | 1789       | -          |
| 6                    | 551431            | 55.9             | 19                | 1                          | 1947       | -          | -          |
| 7                    | 74413             | 67.9             | 19                | 2                          | 1350       | 1372       | -          |
| 8                    | 226559            | 84.4             | 19                | 3                          | 1203       | 1107       | 1443       |
| 9                    | 380056            | 58.8             | 19                | 1                          | 1715       | -          | -          |
| 10                   | 533408            | 65.6             | 19                | 1                          | 1017       | -          | -          |
| 11                   | 55547             | 78.5             | 19                | 2                          | 1911       | 1704       | -          |
| 12                   | 207876            | 82.3             | 19                | 2                          | 1845       | 1686       | -          |
| 13                   | 359771            | 90.1             | 19                | 3                          | 1938       | 1071       | 1266       |
| 14                   | 511297            | 90.2             | 19                | 3                          | 1989       | 1089       | 1950       |
| 15                   | 36803             | 83.1             | 19                | 2                          | 1943       | 1406       | -          |
| 16                   | 189652            | 58.8             | 19                | 1                          | 1742       | -          | -          |
| 17                   | 341809            | 77               | 19                | 2                          | 1187       | 1657       | -          |
| 18                   | 495737            | 55               | 19                | 1                          | 1012       | -          | -          |

| Statistical Performance Check Result |                   |                  |                   |                            |            |            |            |
|--------------------------------------|-------------------|------------------|-------------------|----------------------------|------------|------------|------------|
| Rader Test Signal(#)                 |                   | 5                |                   | Trail#                     | 12         |            |            |
| Burst ID                             | Burst Offset (us) | Pulse Width (us) | Chirp Width (MHz) | Number of Pulses per Burst | PRI-1 (us) | PRI-2 (us) | PRI-3 (us) |
| 0                                    | 22911             | 58.1             | 13                | 1                          | 1929       | -          | -          |
| 1                                    | 216473            | 52.1             | 13                | 1                          | 1910       | -          | -          |
| 2                                    | 410004            | 59.9             | 13                | 1                          | 1971       | -          | -          |
| 3                                    | 603671            | 60.2             | 13                | 1                          | 1812       | -          | -          |
| 4                                    | 794160            | 95.9             | 13                | 3                          | 1399       | 1906       | 1608       |
| 5                                    | 192251            | 79.9             | 13                | 2                          | 1626       | 1859       | -          |
| 6                                    | 385590            | 78.5             | 13                | 2                          | 1238       | 1917       | -          |
| 7                                    | 579862            | 53.8             | 13                | 1                          | 1763       | -          | -          |
| 8                                    | 773423            | 64.7             | 13                | 1                          | 1800       | -          | -          |
| 9                                    | 168898            | 61.4             | 13                | 1                          | 1390       | -          | -          |
| 10                                   | 361606            | 83.2             | 13                | 2                          | 1692       | 1858       | -          |
| 11                                   | 553866            | 84.7             | 13                | 3                          | 1533       | 1677       | 1638       |
| 12                                   | 747241            | 88.7             | 13                | 3                          | 1703       | 1528       | 1058       |
| 13                                   | 144710            | 78.3             | 13                | 2                          | 1258       | 1951       | -          |
| 14                                   | 337856            | 69.3             | 13                | 2                          | 1731       | 1717       | -          |

**Statistical Performance Check Result**

| Rader Test Signal(#) |                   | 5                |                   | Trail#                     | 13         |            |            |
|----------------------|-------------------|------------------|-------------------|----------------------------|------------|------------|------------|
| Burst ID             | Burst Offset (us) | Pulse Width (us) | Chirp Width (MHz) | Number of Pulses per Burst | PRI-1 (us) | PRI-2 (us) | PRI-3 (us) |
| 0                    | 664275            | 75.3             | 10                | 2                          | 1994       | 1612       | -          |
| 1                    | 907886            | 56.3             | 10                | 1                          | 1456       | -          | -          |
| 2                    | 151316            | 67.7             | 10                | 2                          | 1617       | 1185       | -          |
| 3                    | 393746            | 55.6             | 10                | 1                          | 1337       | -          | -          |
| 4                    | 635093            | 75.2             | 10                | 2                          | 1421       | 1267       | -          |
| 5                    | 876993            | 76.3             | 10                | 2                          | 1359       | 1305       | -          |
| 6                    | 121278            | 85.7             | 10                | 3                          | 1547       | 1362       | 1924       |
| 7                    | 362696            | 98.4             | 10                | 3                          | 1873       | 1550       | 1249       |
| 8                    | 604342            | 86.4             | 10                | 3                          | 1779       | 1439       | 1046       |
| 9                    | 846453            | 93.6             | 10                | 3                          | 1059       | 1031       | 1452       |
| 10                   | 91871             | 63.3             | 10                | 1                          | 1328       | -          | -          |
| 11                   | 333050            | 92.4             | 10                | 3                          | 1412       | 1673       | 1322       |



| Statistical Performance Check Result |                   |                  |                   |                            |            |            |            |
|--------------------------------------|-------------------|------------------|-------------------|----------------------------|------------|------------|------------|
| Rader Test Signal(#)                 |                   | 5                |                   | Trail#                     | 14         |            |            |
| Burst ID                             | Burst Offset (us) | Pulse Width (us) | Chirp Width (MHz) | Number of Pulses per Burst | PRI-1 (us) | PRI-2 (us) | PRI-3 (us) |
| 0                                    | 361323            | 93.3             | 18                | 3                          | 1983       | 1912       | 1535       |
| 1                                    | 515261            | 69.1             | 18                | 2                          | 1102       | 1794       | -          |
| 2                                    | 39025             | 86.9             | 18                | 3                          | 1044       | 1152       | 1148       |
| 3                                    | 190900            | 84.9             | 18                | 3                          | 1894       | 1948       | 1118       |
| 4                                    | 343941            | 72.3             | 18                | 2                          | 1094       | 1916       | -          |
| 5                                    | 497624            | 51.7             | 18                | 1                          | 1447       | -          | -          |
| 6                                    | 20319             | 58.3             | 18                | 1                          | 1429       | -          | -          |
| 7                                    | 172999            | 60.8             | 18                | 1                          | 1979       | -          | -          |
| 8                                    | 325872            | 57.1             | 18                | 1                          | 1641       | -          | -          |
| 9                                    | 475841            | 88.9             | 18                | 3                          | 1886       | 1964       | 1489       |
| 10                                   | 1489              | 72               | 18                | 2                          | 1909       | 1297       | -          |
| 11                                   | 153647            | 90.9             | 18                | 3                          | 1261       | 1566       | 1370       |
| 12                                   | 307096            | 59.8             | 18                | 1                          | 1552       | -          | -          |
| 13                                   | 458804            | 70               | 18                | 2                          | 1759       | 1291       | -          |
| 14                                   | 610798            | 67.2             | 18                | 2                          | 1625       | 1881       | -          |
| 15                                   | 134759            | 91.2             | 18                | 3                          | 1382       | 1832       | 1661       |
| 16                                   | 288306            | 56.5             | 18                | 1                          | 1483       | -          | -          |
| 17                                   | 441296            | 51.2             | 18                | 1                          | 1237       | -          | -          |
| 18                                   | 592780            | 74.1             | 18                | 2                          | 1471       | 1245       | -          |

| Statistical Performance Check Result |                   |                  |                   |                            |            |            |            |
|--------------------------------------|-------------------|------------------|-------------------|----------------------------|------------|------------|------------|
| Rader Test Signal(#)                 |                   | 5                |                   | Trail#                     | 15         |            |            |
| Burst ID                             | Burst Offset (us) | Pulse Width (us) | Chirp Width (MHz) | Number of Pulses per Burst | PRI-1 (us) | PRI-2 (us) | PRI-3 (us) |
| 0                                    | 158286            | 76.9             | 12                | 2                          | 1110       | 1140       | -          |
| 1                                    | 366024            | 50.2             | 12                | 1                          | 1316       | -          | -          |
| 2                                    | 573452            | 62.9             | 12                | 1                          | 1520       | -          | -          |
| 3                                    | 780619            | 64.7             | 12                | 1                          | 1902       | -          | -          |
| 4                                    | 132455            | 83.8             | 12                | 3                          | 1410       | 1097       | 1621       |
| 5                                    | 340207            | 65.4             | 12                | 1                          | 1944       | -          | -          |
| 6                                    | 548208            | 53.2             | 12                | 1                          | 1024       | -          | -          |
| 7                                    | 755333            | 51.7             | 12                | 1                          | 1603       | -          | -          |
| 8                                    | 107117            | 78.7             | 12                | 2                          | 1804       | 1168       | -          |
| 9                                    | 314500            | 72.4             | 12                | 2                          | 1030       | 1343       | -          |
| 10                                   | 522447            | 53.8             | 12                | 1                          | 1327       | -          | -          |
| 11                                   | 728517            | 73.6             | 12                | 2                          | 1524       | 1553       | -          |
| 12                                   | 81611             | 66.7             | 12                | 2                          | 1722       | 1122       | -          |
| 13                                   | 288948            | 82.5             | 12                | 2                          | 1404       | 1019       | -          |

| Statistical Performance Check Result |                   |                  |                   |                            |            |            |            |
|--------------------------------------|-------------------|------------------|-------------------|----------------------------|------------|------------|------------|
| Rader Test Signal(#)                 |                   | 5                |                   | Trail#                     | 16         |            |            |
| Burst ID                             | Burst Offset (us) | Pulse Width (us) | Chirp Width (MHz) | Number of Pulses per Burst | PRI-1 (us) | PRI-2 (us) | PRI-3 (us) |
| 0                                    | 345766            | 87.6             | 20                | 3                          | 1565       | 1055       | 1840       |
| 1                                    | 490019            | 85.2             | 20                | 3                          | 1735       | 1541       | 1408       |
| 2                                    | 39073             | 84.8             | 20                | 3                          | 1534       | 1889       | 1463       |
| 3                                    | 183923            | 77.9             | 20                | 2                          | 1749       | 1460       | -          |
| 4                                    | 328777            | 76.5             | 20                | 2                          | 1518       | 1485       | -          |
| 5                                    | 474728            | 60.9             | 20                | 1                          | 1540       | -          | -          |
| 6                                    | 21394             | 83               | 20                | 2                          | 1080       | 1010       | -          |
| 7                                    | 165992            | 80.4             | 20                | 2                          | 1824       | 1752       | -          |
| 8                                    | 310973            | 67.5             | 20                | 2                          | 1764       | 1181       | -          |
| 9                                    | 456884            | 62.1             | 20                | 1                          | 1495       | -          | -          |
| 10                                   | 3515              | 86.4             | 20                | 3                          | 1773       | 1966       | 1263       |
| 11                                   | 147928            | 84.3             | 20                | 3                          | 1593       | 1188       | 1788       |
| 12                                   | 293225            | 76.9             | 20                | 2                          | 1226       | 1537       | -          |
| 13                                   | 436922            | 95.8             | 20                | 3                          | 1192       | 1298       | 1844       |
| 14                                   | 584015            | 55.2             | 20                | 1                          | 1644       | -          | -          |
| 15                                   | 130832            | 59               | 20                | 1                          | 1402       | -          | -          |
| 16                                   | 274684            | 94.5             | 20                | 3                          | 1296       | 1700       | 1283       |
| 17                                   | 418579            | 91.9             | 20                | 3                          | 1970       | 1978       | 1165       |
| 18                                   | 563464            | 85.2             | 20                | 3                          | 1732       | 1551       | 1189       |
| 19                                   | 112787            | 69.5             | 20                | 2                          | 1038       | 1224       | -          |

| Statistical Performance Check Result |                   |                  |                   |                            |            |            |            |
|--------------------------------------|-------------------|------------------|-------------------|----------------------------|------------|------------|------------|
| Rader Test Signal(#)                 |                   | 5                |                   | Trail#                     | 17         |            |            |
| Burst ID                             | Burst Offset (us) | Pulse Width (us) | Chirp Width (MHz) | Number of Pulses per Burst | PRI-1 (us) | PRI-2 (us) | PRI-3 (us) |
| 0                                    | 429224            | 86.4             | 10                | 3                          | 1259       | 1918       | 1455       |
| 1                                    | 670241            | 92.2             | 10                | 3                          | 1598       | 1719       | 1895       |
| 2                                    | 912880            | 80.4             | 10                | 2                          | 1816       | 1899       | -          |
| 3                                    | 158603            | 54.3             | 10                | 1                          | 1335       | -          | -          |
| 4                                    | 400824            | 53.1             | 10                | 1                          | 1303       | -          | -          |
| 5                                    | 641915            | 69.4             | 10                | 2                          | 1503       | 1546       | -          |
| 6                                    | 883823            | 69.1             | 10                | 2                          | 1279       | 1639       | -          |
| 7                                    | 128373            | 100              | 10                | 3                          | 1375       | 1438       | 1595       |
| 8                                    | 370379            | 79.6             | 10                | 2                          | 1239       | 1705       | -          |
| 9                                    | 611194            | 88.4             | 10                | 3                          | 1374       | 1579       | 1623       |
| 10                                   | 855665            | 53.3             | 10                | 1                          | 1016       | -          | -          |
| 11                                   | 98897             | 65.3             | 10                | 1                          | 1709       | -          | -          |

| Statistical Performance Check Result |                   |                  |                   |                            |            |            |            |
|--------------------------------------|-------------------|------------------|-------------------|----------------------------|------------|------------|------------|
| Rader Test Signal(#)                 |                   | 5                |                   | Trail#                     | 18         |            |            |
| Burst ID                             | Burst Offset (us) | Pulse Width (us) | Chirp Width (MHz) | Number of Pulses per Burst | PRI-1 (us) | PRI-2 (us) | PRI-3 (us) |
| 0                                    | 292143            | 55.3             | 12                | 1                          | 1920       | -          | -          |
| 1                                    | 499633            | 58.3             | 12                | 1                          | 1797       | -          | -          |
| 2                                    | 706377            | 72.3             | 12                | 2                          | 1610       | 1039       | -          |
| 3                                    | 58989             | 84.8             | 12                | 3                          | 1131       | 1761       | 1721       |
| 4                                    | 266161            | 82.5             | 12                | 2                          | 1875       | 1431       | -          |
| 5                                    | 474469            | 63.3             | 12                | 1                          | 1095       | -          | -          |
| 6                                    | 680544            | 80               | 12                | 2                          | 1119       | 1913       | -          |
| 7                                    | 33519             | 90.3             | 12                | 3                          | 1660       | 1853       | 1123       |
| 8                                    | 240319            | 91.1             | 12                | 3                          | 1539       | 1783       | 1172       |
| 9                                    | 447400            | 96.6             | 12                | 3                          | 1525       | 1036       | 1385       |
| 10                                   | 654516            | 82.7             | 12                | 2                          | 1710       | 1990       | -          |
| 11                                   | 8083              | 50.7             | 12                | 1                          | 1234       | -          | -          |
| 12                                   | 215435            | 78.4             | 12                | 2                          | 1047       | 1109       | -          |
| 13                                   | 421325            | 99.5             | 12                | 3                          | 1299       | 1965       | 1869       |

| Statistical Performance Check Result |                   |                  |                   |                            |            |            |            |
|--------------------------------------|-------------------|------------------|-------------------|----------------------------|------------|------------|------------|
| Rader Test Signal(#)                 |                   | 5                |                   | Trail#                     | 19         |            |            |
| Burst ID                             | Burst Offset (us) | Pulse Width (us) | Chirp Width (MHz) | Number of Pulses per Burst | PRI-1 (us) | PRI-2 (us) | PRI-3 (us) |
| 0                                    | 733725            | 88.6             | 10                | 3                          | 1501       | 1067       | 1927       |
| 1                                    | 977882            | 57.4             | 10                | 1                          | 1723       | -          | -          |
| 2                                    | 221197            | 96.6             | 10                | 3                          | 1086       | 1658       | 1324       |
| 3                                    | 462915            | 69.7             | 10                | 2                          | 1751       | 1945       | -          |
| 4                                    | 705071            | 77.9             | 10                | 2                          | 1642       | 1317       | -          |
| 5                                    | 947923            | 62               | 10                | 1                          | 1866       | -          | -          |
| 6                                    | 191373            | 88.4             | 10                | 3                          | 1997       | 1077       | 1366       |
| 7                                    | 432561            | 97.3             | 10                | 3                          | 1790       | 1896       | 1367       |
| 8                                    | 674004            | 96.2             | 10                | 3                          | 1391       | 1787       | 1672       |
| 9                                    | 915842            | 95.4             | 10                | 3                          | 1020       | 1892       | 1414       |
| 10                                   | 162176            | 54.8             | 10                | 1                          | 1084       | -          | -          |
| 11                                   | 403553            | 80.4             | 10                | 2                          | 1850       | 1436       | -          |

| Statistical Performance Check Result |                   |                  |                   |                            |            |            |            |
|--------------------------------------|-------------------|------------------|-------------------|----------------------------|------------|------------|------------|
| Rader Test Signal(#)                 |                   | 5                |                   | Trail#                     | 20         |            |            |
| Burst ID                             | Burst Offset (us) | Pulse Width (us) | Chirp Width (MHz) | Number of Pulses per Burst | PRI-1 (us) | PRI-2 (us) | PRI-3 (us) |
| 0                                    | 483470            | 74.7             | 15                | 2                          | 1619       | 1611       | -          |
| 1                                    | 666072            | 57.1             | 15                | 1                          | 1560       | -          | -          |
| 2                                    | 98810             | 91.9             | 15                | 3                          | 1392       | 1475       | 1276       |
| 3                                    | 279914            | 83.1             | 15                | 2                          | 1809       | 1772       | -          |
| 4                                    | 462536            | 50.7             | 15                | 1                          | 1003       | -          | -          |
| 5                                    | 642324            | 79.2             | 15                | 2                          | 1574       | 1600       | -          |
| 6                                    | 76831             | 58.7             | 15                | 1                          | 1186       | -          | -          |
| 7                                    | 257785            | 71               | 15                | 2                          | 1521       | 1567       | -          |
| 8                                    | 438554            | 79               | 15                | 2                          | 1777       | 1960       | -          |
| 9                                    | 620397            | 68.5             | 15                | 2                          | 1284       | 1428       | -          |
| 10                                   | 54310             | 73.5             | 15                | 2                          | 1904       | 1352       | -          |
| 11                                   | 235506            | 70.5             | 15                | 2                          | 1864       | 1115       | -          |
| 12                                   | 417036            | 76.6             | 15                | 2                          | 1045       | 1300       | -          |
| 13                                   | 597974            | 81.2             | 15                | 2                          | 1160       | 1675       | -          |
| 14                                   | 32086             | 61.8             | 15                | 1                          | 1277       | -          | -          |
| 15                                   | 212751            | 94.9             | 15                | 3                          | 1450       | 1206       | 1860       |

**Statistical Performance Check Result**

| Rader Test Signal(#) |                   | 5                |                   | Trail#                     | 21         |            |            |
|----------------------|-------------------|------------------|-------------------|----------------------------|------------|------------|------------|
| Burst ID             | Burst Offset (us) | Pulse Width (us) | Chirp Width (MHz) | Number of Pulses per Burst | PRI-1 (us) | PRI-2 (us) | PRI-3 (us) |
| 0                    | 526149            | 78.5             | 9                 | 2                          | 1653       | 1698       | -          |
| 1                    | 767135            | 89.8             | 9                 | 3                          | 1174       | 1962       | 1167       |
| 2                    | 12955             | 59.4             | 9                 | 1                          | 1982       | -          | -          |
| 3                    | 254612            | 79.6             | 9                 | 2                          | 1633       | 1890       | -          |
| 4                    | 496588            | 76               | 9                 | 2                          | 1112       | 1811       | -          |
| 5                    | 739728            | 53.6             | 9                 | 1                          | 1144       | -          | -          |
| 6                    | 980872            | 80.9             | 9                 | 2                          | 1220       | 1053       | -          |
| 7                    | 225249            | 61.6             | 9                 | 1                          | 1724       | -          | -          |
| 8                    | 467279            | 53.4             | 9                 | 1                          | 1901       | -          | -          |
| 9                    | 709720            | 59.9             | 9                 | 1                          | 1379       | -          | -          |
| 10                   | 951847            | 60.4             | 9                 | 1                          | 1453       | -          | -          |
| 11                   | 194839            | 91.4             | 9                 | 3                          | 1768       | 1726       | 1227       |



| Statistical Performance Check Result |                   |                  |                   |                            |            |            |            |
|--------------------------------------|-------------------|------------------|-------------------|----------------------------|------------|------------|------------|
| Rader Test Signal(#)                 |                   | 5                |                   | Trail#                     | 22         |            |            |
| Burst ID                             | Burst Offset (us) | Pulse Width (us) | Chirp Width (MHz) | Number of Pulses per Burst | PRI-1 (us) | PRI-2 (us) | PRI-3 (us) |
| 0                                    | 261858            | 77               | 20                | 2                          | 1191       | 1363       | -          |
| 1                                    | 407646            | 58.1             | 20                | 1                          | 1248       | -          | -          |
| 2                                    | 552319            | 62.1             | 20                | 1                          | 1836       | -          | -          |
| 3                                    | 99107             | 76.9             | 20                | 2                          | 1334       | 1236       | -          |
| 4                                    | 243514            | 80               | 20                | 2                          | 1914       | 1852       | -          |
| 5                                    | 389464            | 52               | 20                | 1                          | 1701       | -          | -          |
| 6                                    | 531093            | 88.6             | 20                | 3                          | 1693       | 1995       | 1905       |
| 7                                    | 81159             | 72.9             | 20                | 2                          | 1922       | 1387       | -          |
| 8                                    | 225245            | 98.5             | 20                | 3                          | 1839       | 1746       | 1389       |
| 9                                    | 371906            | 57.9             | 20                | 1                          | 1193       | -          | -          |
| 10                                   | 514197            | 95.9             | 20                | 3                          | 1659       | 1870       | 1066       |
| 11                                   | 63561             | 53.5             | 20                | 1                          | 1162       | -          | -          |
| 12                                   | 207510            | 92               | 20                | 3                          | 1745       | 1654       | 1458       |
| 13                                   | 353638            | 57.3             | 20                | 1                          | 1834       | -          | -          |
| 14                                   | 497515            | 70.5             | 20                | 2                          | 1684       | 1586       | -          |
| 15                                   | 45553             | 70               | 20                | 2                          | 1042       | 1664       | -          |
| 16                                   | 189821            | 84               | 20                | 3                          | 1765       | 1630       | 1176       |
| 17                                   | 335330            | 76.1             | 20                | 2                          | 1557       | 1057       | -          |
| 18                                   | 478825            | 93.2             | 20                | 3                          | 1985       | 1018       | 1340       |
| 19                                   | 27594             | 96.8             | 20                | 3                          | 1760       | 1614       | 1817       |

| Statistical Performance Check Result |                   |                  |                   |                            |            |            |            |
|--------------------------------------|-------------------|------------------|-------------------|----------------------------|------------|------------|------------|
| Rader Test Signal(#)                 |                   | 5                |                   | Trail#                     | 23         |            |            |
| Burst ID                             | Burst Offset (us) | Pulse Width (us) | Chirp Width (MHz) | Number of Pulses per Burst | PRI-1 (us) | PRI-2 (us) | PRI-3 (us) |
| 0                                    | 247117            | 50.1             | 12                | 1                          | 1841       | -          | -          |
| 1                                    | 453362            | 93.5             | 12                | 3                          | 1590       | 1081       | 1413       |
| 2                                    | 660875            | 68.8             | 12                | 2                          | 1707       | 1577       | -          |
| 3                                    | 14140             | 56.3             | 12                | 1                          | 1056       | -          | -          |
| 4                                    | 220734            | 86               | 12                | 3                          | 1953       | 1108       | 1987       |
| 5                                    | 428367            | 75.2             | 12                | 2                          | 1572       | 1536       | -          |
| 6                                    | 636681            | 54.4             | 12                | 1                          | 1517       | -          | -          |
| 7                                    | 843157            | 71.1             | 12                | 2                          | 1329       | 1243       | -          |
| 8                                    | 195585            | 76.2             | 12                | 2                          | 1940       | 1770       | -          |
| 9                                    | 403231            | 80.2             | 12                | 2                          | 1098       | 1209       | -          |
| 10                                   | 610202            | 79.7             | 12                | 2                          | 1588       | 1214       | -          |
| 11                                   | 815229            | 90.9             | 12                | 3                          | 1615       | 1862       | 1601       |
| 12                                   | 170267            | 68.7             | 12                | 2                          | 1377       | 1441       | -          |
| 13                                   | 377306            | 67.4             | 12                | 2                          | 1872       | 1313       | -          |

**Statistical Performance Check Result**

| Rader Test Signal(#) |                   | 5                |                   | Trail#                     | 24         |            |            |
|----------------------|-------------------|------------------|-------------------|----------------------------|------------|------------|------------|
| Burst ID             | Burst Offset (us) | Pulse Width (us) | Chirp Width (MHz) | Number of Pulses per Burst | PRI-1 (us) | PRI-2 (us) | PRI-3 (us) |
| 0                    | 628071            | 94               | 11                | 3                          | 1643       | 1748       | 1941       |
| 1                    | 853391            | 70.8             | 11                | 2                          | 1177       | 1201       | -          |
| 2                    | 156223            | 56.3             | 11                | 1                          | 1006       | -          | -          |
| 3                    | 378734            | 96.7             | 11                | 3                          | 1230       | 1163       | 1332       |
| 4                    | 601331            | 90.6             | 11                | 3                          | 1217       | 1582       | 1498       |
| 5                    | 825462            | 74.5             | 11                | 2                          | 1569       | 1281       | -          |
| 6                    | 128265            | 92.6             | 11                | 3                          | 1065       | 1669       | 1222       |
| 7                    | 351161            | 89               | 11                | 3                          | 1493       | 1135       | 1380       |
| 8                    | 573425            | 96.5             | 11                | 3                          | 1607       | 1822       | 1602       |
| 9                    | 798431            | 70.5             | 11                | 2                          | 1141       | 1178       | -          |
| 10                   | 100737            | 94               | 11                | 3                          | 1009       | 1629       | 1956       |
| 11                   | 324661            | 55.8             | 11                | 1                          | 1290       | -          | -          |
| 12                   | 546278            | 87.7             | 11                | 3                          | 1435       | 1963       | 1164       |

| Statistical Performance Check Result |                   |                  |                   |                            |            |            |            |
|--------------------------------------|-------------------|------------------|-------------------|----------------------------|------------|------------|------------|
| Rader Test Signal(#)                 |                   | 5                |                   | Trail#                     | 25         |            |            |
| Burst ID                             | Burst Offset (us) | Pulse Width (us) | Chirp Width (MHz) | Number of Pulses per Burst | PRI-1 (us) | PRI-2 (us) | PRI-3 (us) |
| 0                                    | 1253842           | 68.6             | 5                 | 2                          | 1306       | 1161       | -          |
| 1                                    | 119486            | 83.1             | 5                 | 2                          | 1420       | 1315       | -          |
| 2                                    | 482958            | 60.9             | 5                 | 1                          | 1687       | -          | -          |
| 3                                    | 845641            | 77.7             | 5                 | 2                          | 1776       | 1158       | -          |
| 4                                    | 1208428           | 77.4             | 5                 | 2                          | 1793       | 1510       | -          |
| 5                                    | 74748             | 66.8             | 5                 | 2                          | 1576       | 1323       | -          |
| 6                                    | 438300            | 63.7             | 5                 | 1                          | 1333       | -          | -          |
| 7                                    | 800152            | 91.2             | 5                 | 3                          | 1409       | 1681       | 1275       |

**Statistical Performance Check Result**

| Rader Test Signal(#) |                   | 5                |                   | Trail#                     | 26         |            |            |
|----------------------|-------------------|------------------|-------------------|----------------------------|------------|------------|------------|
| Burst ID             | Burst Offset (us) | Pulse Width (us) | Chirp Width (MHz) | Number of Pulses per Burst | PRI-1 (us) | PRI-2 (us) | PRI-3 (us) |
| 0                    | 545865            | 83.6             | 16                | 3                          | 1632       | 1195       | 1000       |
| 1                    | 14067             | 89.4             | 16                | 3                          | 1173       | 1627       | 1656       |
| 2                    | 184953            | 55.8             | 16                | 1                          | 1532       | -          | -          |
| 3                    | 353759            | 90.9             | 16                | 3                          | 1981       | 1554       | 1998       |
| 4                    | 526388            | 54.7             | 16                | 1                          | 1825       | -          | -          |
| 5                    | 694806            | 97.7             | 16                | 3                          | 1734       | 1202       | 1250       |
| 6                    | 163568            | 67.5             | 16                | 2                          | 1571       | 1434       | -          |
| 7                    | 333410            | 96.7             | 16                | 3                          | 1589       | 1469       | 1268       |
| 8                    | 504006            | 68.3             | 16                | 2                          | 1750       | 1954       | -          |
| 9                    | 675297            | 78.3             | 16                | 2                          | 1591       | 1082       | -          |
| 10                   | 142890            | 55               | 16                | 1                          | 1427       | -          | -          |
| 11                   | 312479            | 84.9             | 16                | 3                          | 1129       | 1936       | 1199       |
| 12                   | 482953            | 74.6             | 16                | 2                          | 1959       | 1856       | -          |
| 13                   | 655022            | 63.3             | 16                | 1                          | 1885       | -          | -          |
| 14                   | 121457            | 99.8             | 16                | 3                          | 1035       | 1515       | 1120       |
| 15                   | 292606            | 63.6             | 16                | 1                          | 1647       | -          | -          |
| 16                   | 461322            | 87.3             | 16                | 3                          | 1931       | 1051       | 1831       |

| Statistical Performance Check Result |                   |                  |                   |                            |            |            |            |
|--------------------------------------|-------------------|------------------|-------------------|----------------------------|------------|------------|------------|
| Rader Test Signal(#)                 |                   | 5                |                   | Trail#                     | 27         |            |            |
| Burst ID                             | Burst Offset (us) | Pulse Width (us) | Chirp Width (MHz) | Number of Pulses per Burst | PRI-1 (us) | PRI-2 (us) | PRI-3 (us) |
| 0                                    | 565136            | 85.6             | 19                | 3                          | 1946       | 1078       | 1015       |
| 1                                    | 89970             | 68.6             | 19                | 2                          | 1029       | 1780       | -          |
| 2                                    | 243121            | 54.2             | 19                | 1                          | 1111       | -          | -          |
| 3                                    | 396034            | 61.2             | 19                | 1                          | 1104       | -          | -          |
| 4                                    | 546225            | 97.1             | 19                | 3                          | 1157       | 1969       | 1100       |
| 5                                    | 70998             | 98.3             | 19                | 3                          | 1142       | 1699       | 1622       |
| 6                                    | 224093            | 62.4             | 19                | 1                          | 1655       | -          | -          |
| 7                                    | 376127            | 80.2             | 19                | 2                          | 1126       | 1769       | -          |
| 8                                    | 527806            | 87.5             | 19                | 3                          | 1216       | 1448       | 1179       |
| 9                                    | 52247             | 85.8             | 19                | 3                          | 1847       | 1348       | 1472       |
| 10                                   | 204582            | 88.1             | 19                | 3                          | 1023       | 1124       | 1631       |
| 11                                   | 357941            | 65.3             | 19                | 1                          | 1848       | -          | -          |
| 12                                   | 510977            | 52.5             | 19                | 1                          | 1470       | -          | -          |
| 13                                   | 33698             | 52.3             | 19                | 1                          | 1312       | -          | -          |
| 14                                   | 186023            | 74.1             | 19                | 2                          | 1915       | 1200       | -          |
| 15                                   | 339327            | 54.9             | 19                | 1                          | 1479       | -          | -          |
| 16                                   | 491053            | 76.2             | 19                | 2                          | 1376       | 1502       | -          |
| 17                                   | 14858             | 60.4             | 19                | 1                          | 1758       | -          | -          |
| 18                                   | 167387            | 81.5             | 19                | 2                          | 1491       | 1103       | -          |

| Statistical Performance Check Result |                   |                  |                   |                            |            |            |            |
|--------------------------------------|-------------------|------------------|-------------------|----------------------------|------------|------------|------------|
| Rader Test Signal(#)                 |                   | 5                |                   | Trail#                     | 28         |            |            |
| Burst ID                             | Burst Offset (us) | Pulse Width (us) | Chirp Width (MHz) | Number of Pulses per Burst | PRI-1 (us) | PRI-2 (us) | PRI-3 (us) |
| 0                                    | 507709            | 50.5             | 10                | 1                          | 1857       | -          | -          |
| 1                                    | 750249            | 55.7             | 10                | 1                          | 1246       | -          | -          |
| 2                                    | 989003            | 85.8             | 10                | 3                          | 1774       | 1002       | 1967       |
| 3                                    | 235634            | 76.9             | 10                | 2                          | 1125       | 1474       | -          |
| 4                                    | 477675            | 75.1             | 10                | 2                          | 1254       | 1052       | -          |
| 5                                    | 718312            | 92.3             | 10                | 3                          | 1180       | 1486       | 1492       |
| 6                                    | 960895            | 78.1             | 10                | 2                          | 1301       | 1757       | -          |
| 7                                    | 205370            | 92.2             | 10                | 3                          | 1898       | 1252       | 1713       |
| 8                                    | 446940            | 89               | 10                | 3                          | 1260       | 1706       | 1411       |
| 9                                    | 689225            | 70.9             | 10                | 2                          | 1578       | 1620       | -          |
| 10                                   | 932305            | 63.1             | 10                | 1                          | 1782       | -          | -          |
| 11                                   | 176231            | 55.3             | 10                | 1                          | 1522       | -          | -          |

| Statistical Performance Check Result |                   |                  |                   |                            |            |            |            |
|--------------------------------------|-------------------|------------------|-------------------|----------------------------|------------|------------|------------|
| Rader Test Signal(#)                 |                   | 5                |                   | Trail#                     | 29         |            |            |
| Burst ID                             | Burst Offset (us) | Pulse Width (us) | Chirp Width (MHz) | Number of Pulses per Burst | PRI-1 (us) | PRI-2 (us) | PRI-3 (us) |
| 0                                    | 277485            | 83.4             | 17                | 3                          | 1454       | 1205       | 1801       |
| 1                                    | 437880            | 97.3             | 17                | 3                          | 1319       | 1826       | 1635       |
| 2                                    | 598445            | 90.4             | 17                | 3                          | 1079       | 1986       | 1674       |
| 3                                    | 97088             | 91.8             | 17                | 3                          | 1563       | 1151       | 1802       |
| 4                                    | 257251            | 98.2             | 17                | 3                          | 1876       | 1977       | 1766       |
| 5                                    | 419893            | 59.5             | 17                | 1                          | 1952       | -          | -          |
| 6                                    | 580724            | 80               | 17                | 2                          | 1253       | 1137       | -          |
| 7                                    | 77366             | 86.5             | 17                | 3                          | 1054       | 1128       | 1828       |
| 8                                    | 238032            | 91.1             | 17                | 3                          | 1105       | 1599       | 1442       |
| 9                                    | 398605            | 93.5             | 17                | 3                          | 1867       | 1373       | 1087       |
| 10                                   | 562025            | 60.7             | 17                | 1                          | 1033       | -          | -          |
| 11                                   | 57684             | 67.2             | 17                | 2                          | 1288       | 1405       | -          |
| 12                                   | 219083            | 61.8             | 17                | 1                          | 1585       | -          | -          |
| 13                                   | 379234            | 79.4             | 17                | 2                          | 1933       | 1667       | -          |
| 14                                   | 540896            | 81.4             | 17                | 2                          | 1096       | 1464       | -          |
| 15                                   | 37916             | 65.7             | 17                | 1                          | 1496       | -          | -          |
| 16                                   | 198794            | 76               | 17                | 2                          | 1733       | 1255       | -          |
| 17                                   | 359754            | 81               | 17                | 2                          | 1326       | 1668       | -          |

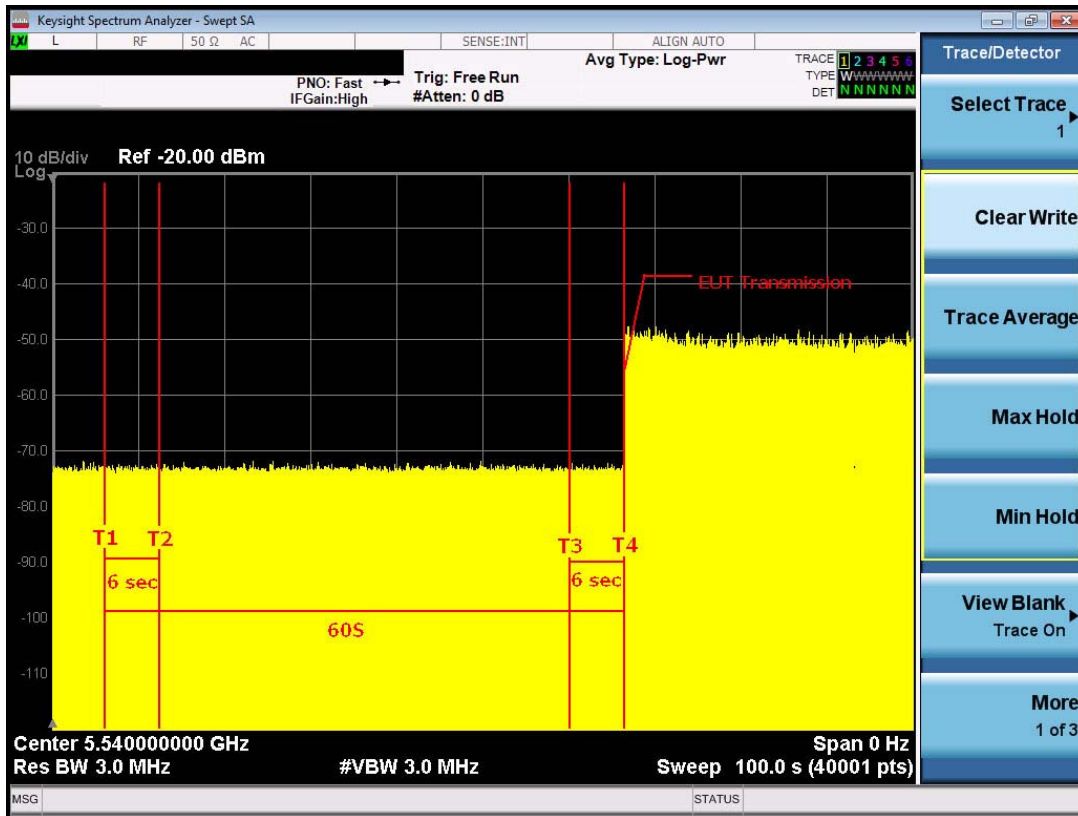


### 6.5 CHANNEL AVAILABILITY CHECK TIME

If the UUT successfully detected the radar burst, it should be observed as the UUT has no transmissions occurred until the UUT starts transmitting on another channel.

#### 11a Mode

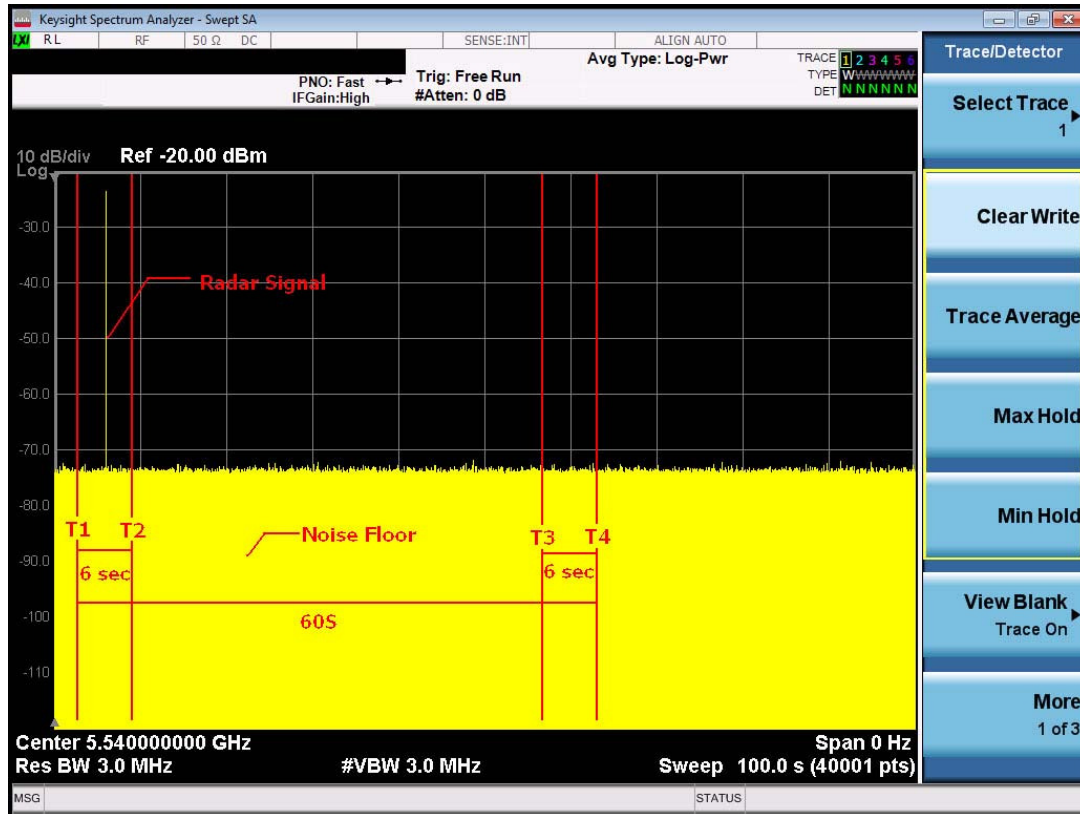
Initial Channel Availability Check Time



**Note:** T1 denotes the end of power-up time period is 6 seconds.  
 T4 denotes the end of Channel Availability Check time is 66 seconds. Channel Availability Check time is equal to (T4 – T1) 60 seconds.

### 11a Mode

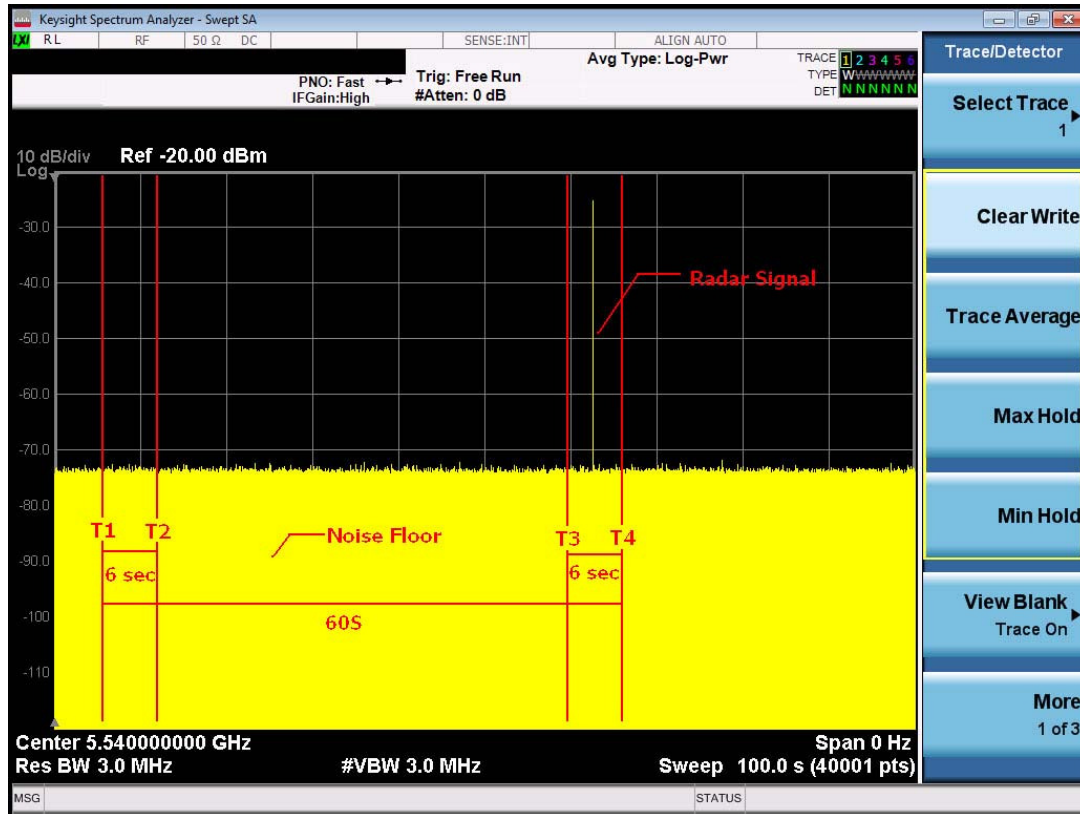
Radar Burst at the Beginning of the Channel Availability Check Time



**Note:** T1 denotes the end of power up time period is 6 seconds.  
 T2 denotes 12 second. the radar burst was commenced within a 6 seconds window starting from the end of power-up sequence.  
 T4 denotes the 66 seconds.

### 11a Mode

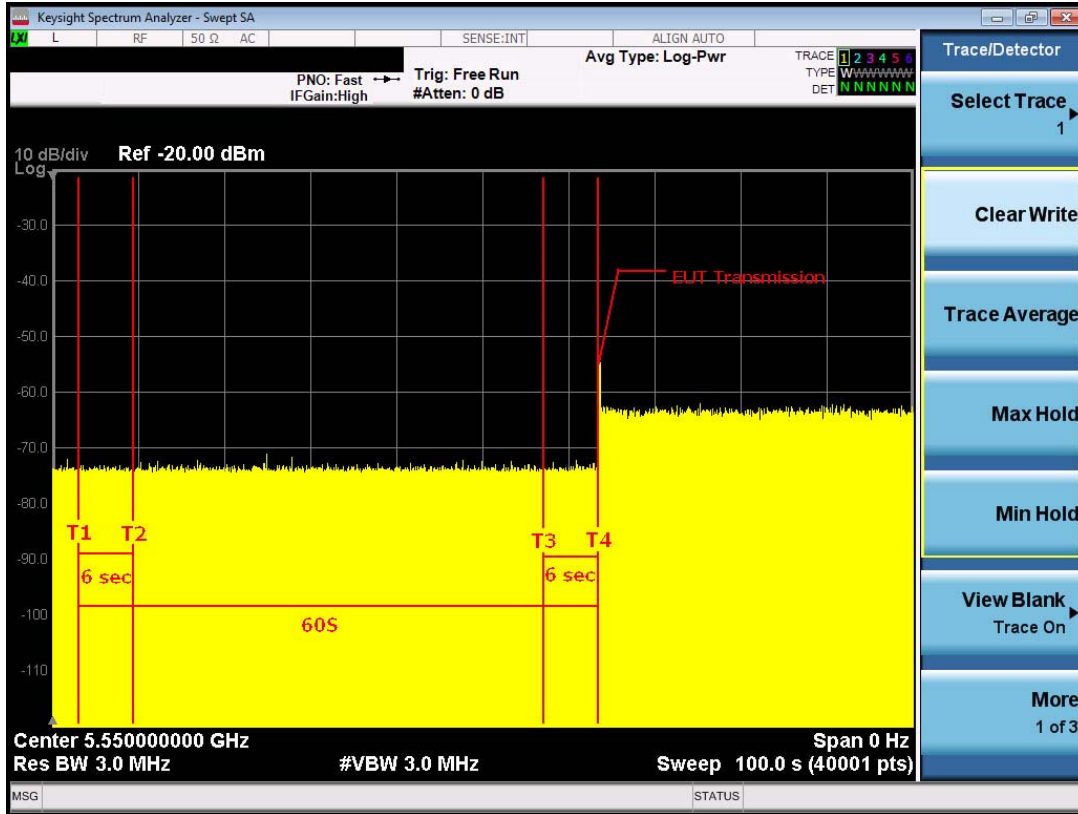
Radar Burst at the End of the Channel Availability Check Time



**Note:** T1 denotes the end of power up time period is 6 seconds.  
 T3 denotes 66 second and radar burst was commenced within 54<sup>th</sup>second to 60<sup>th</sup>second window starting from the end of power-up sequence.  
 T4 denotes the 66 seconds.

### 11n 40MHz Mode

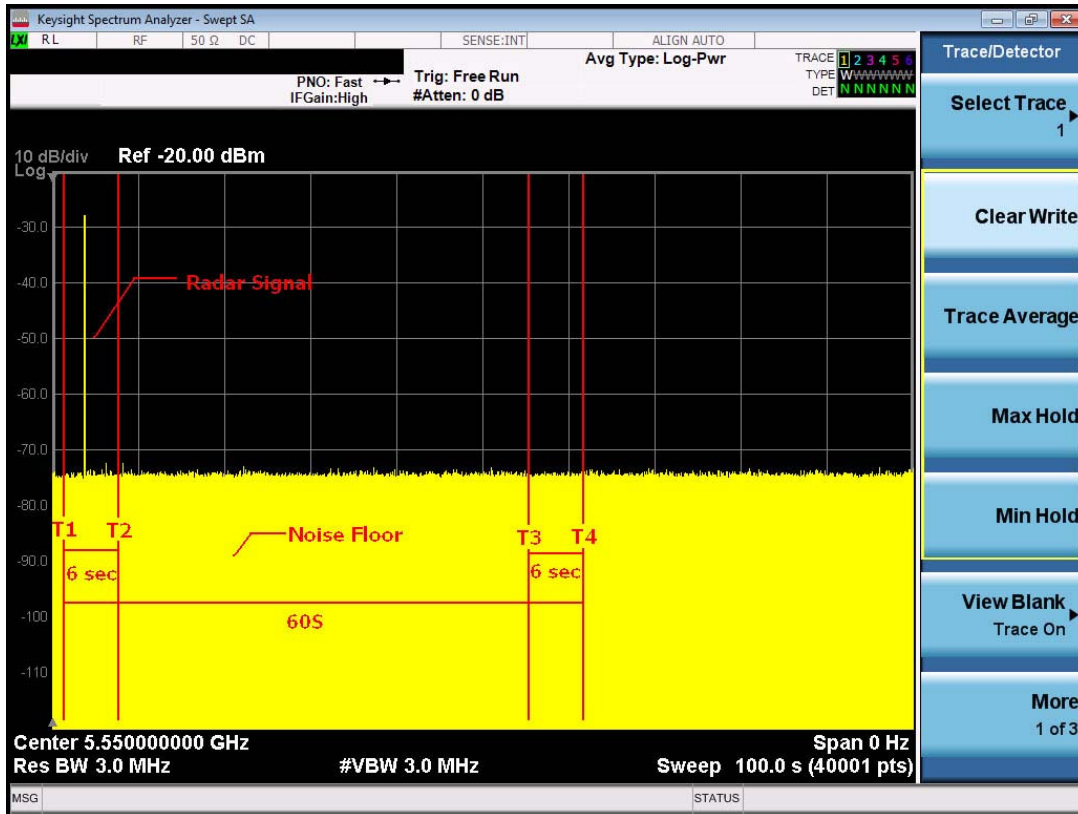
#### Initial Channel Availability Check Time



**Note:** T1 denotes the end of power-up time period is 6 seconds.  
 T4 denotes the end of Channel Availability Check time is 66 seconds. Channel Availability Check time is equal to (T4 – T1) 60 seconds.

### 11n 40MHz Mode

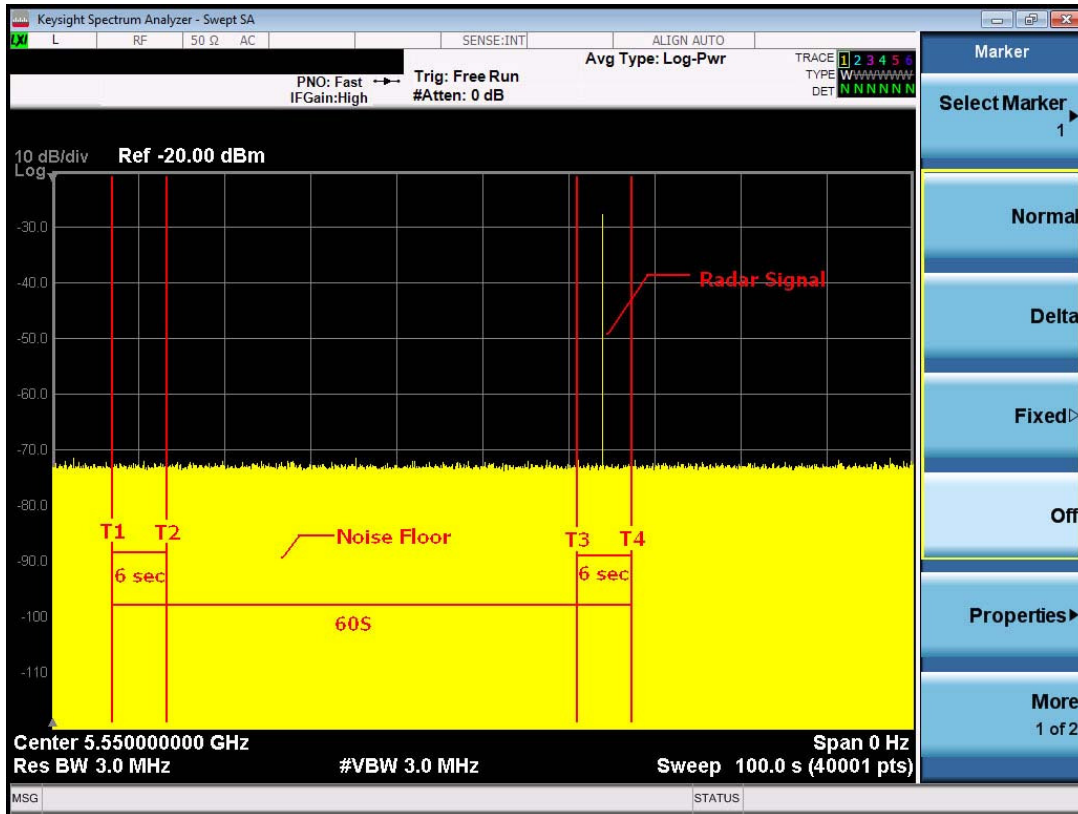
Radar Burst at the Beginning of the Channel Availability Check Time



**Note:** T1 denotes the end of power up time period is 6 seconds.  
 T2 denotes 12 second. the radar burst was commenced within a 6 seconds window starting from the end of power-up sequence.  
 T4 denotes the 66 seconds.

### 11n 40MHz Mode

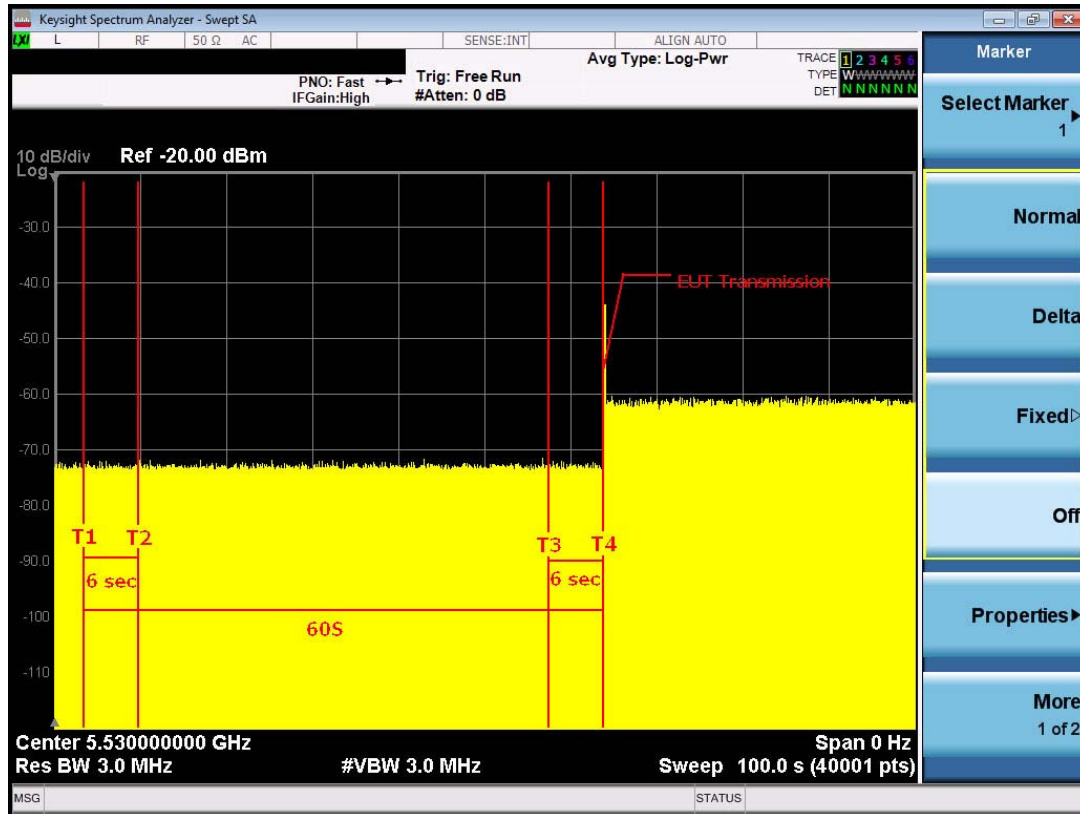
Radar Burst at the End of the Channel Availability Check Time



**Note:** T1 denotes the end of power up time period is 6 seconds.  
 T3 denotes 66 second and radar burst was commenced within 54<sup>th</sup>second to 60<sup>th</sup>second window starting from the end of power-up sequence.  
 T4 denotes the 66 seconds.

### 11ac 80MHz Mode

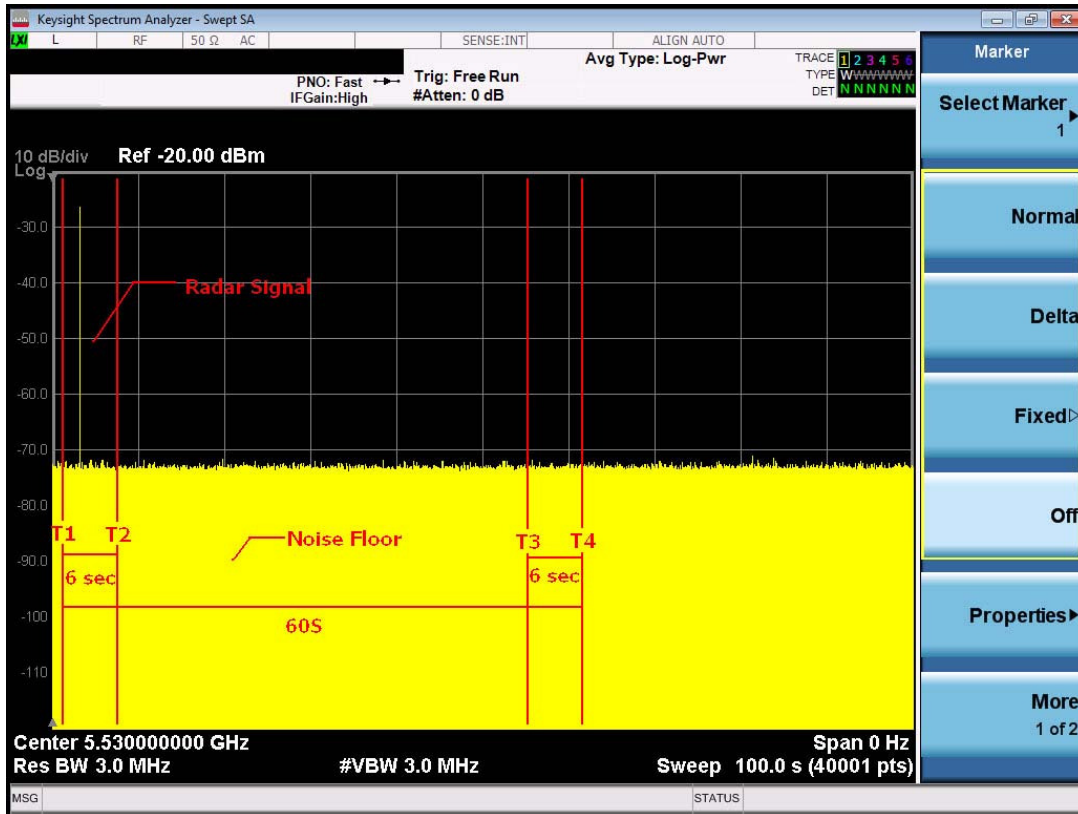
#### Initial Channel Availability Check Time



**Note:** T1 denotes the end of power-up time period is 6 seconds.  
 T4 denotes the end of Channel Availability Check time is 66 seconds. Channel Availability Check time is equal to (T4 – T1) 60 seconds.

### 11ac 80MHz Mode

Radar Burst at the Beginning of the Channel Availability Check Time

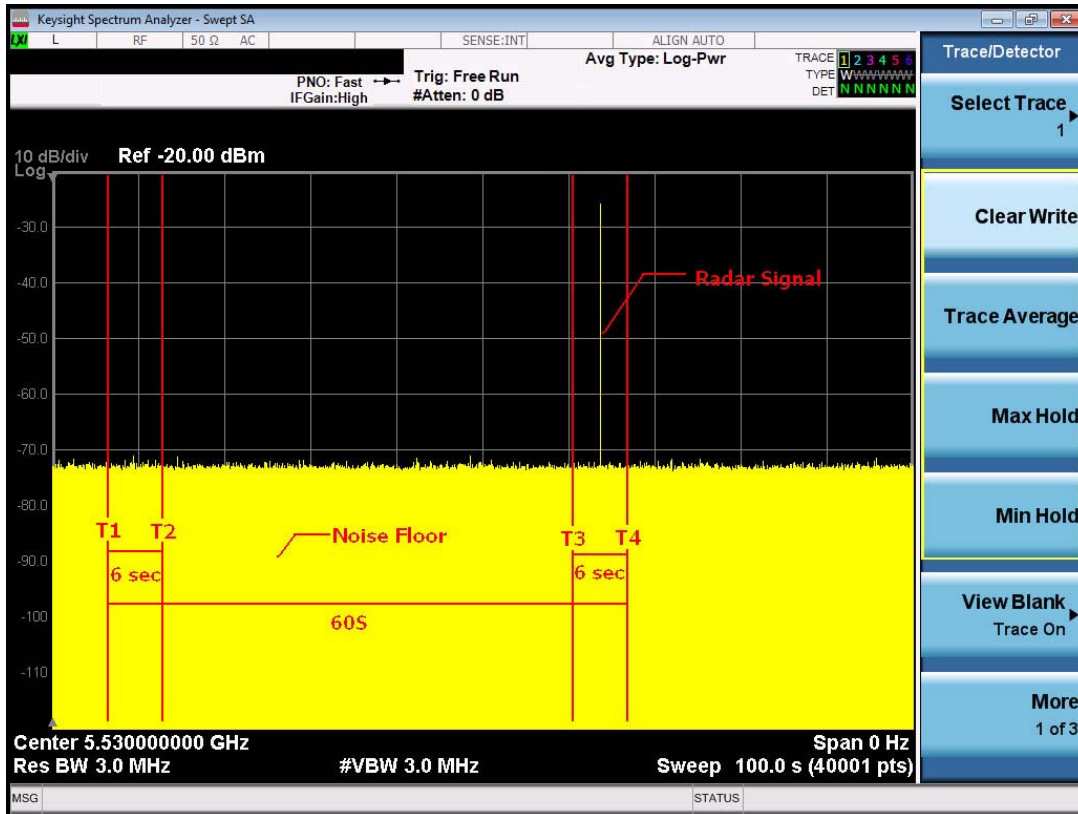


**Note:** T1 denotes the end of power up time period is 6 seconds.  
 T2 denotes 12 second. the radar burst was commenced within a 6 seconds window starting from the end of power-up sequence.  
 T4 denotes the 66 seconds.



### 11ac 80MHz Mode

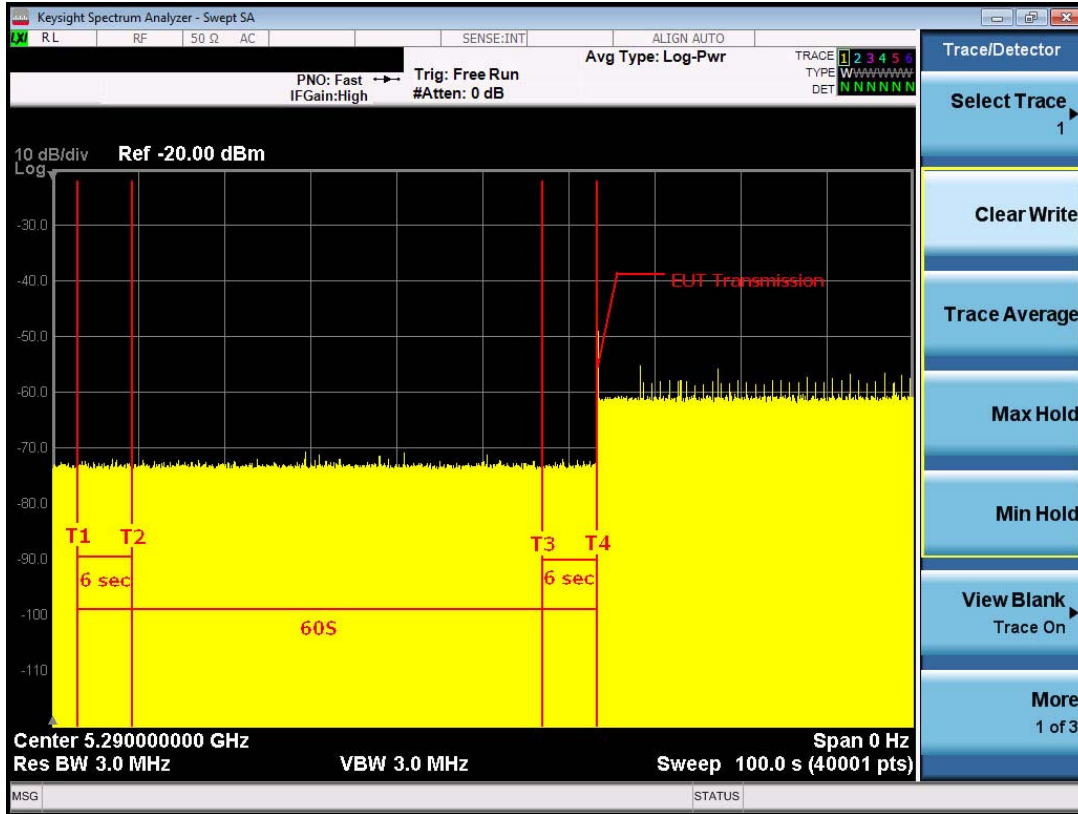
Radar Burst at the End of the Channel Availability Check Time



**Note:** T1 denotes the end of power up time period is 6 seconds.  
 T3 denotes 66 second and radar burst was commenced within 54<sup>th</sup>second to 60<sup>th</sup>second window starting from the end of power-up sequence.  
 T4 denotes the 66 seconds.

### 11ac 80MHz+80MHz Mode\_5290MHz

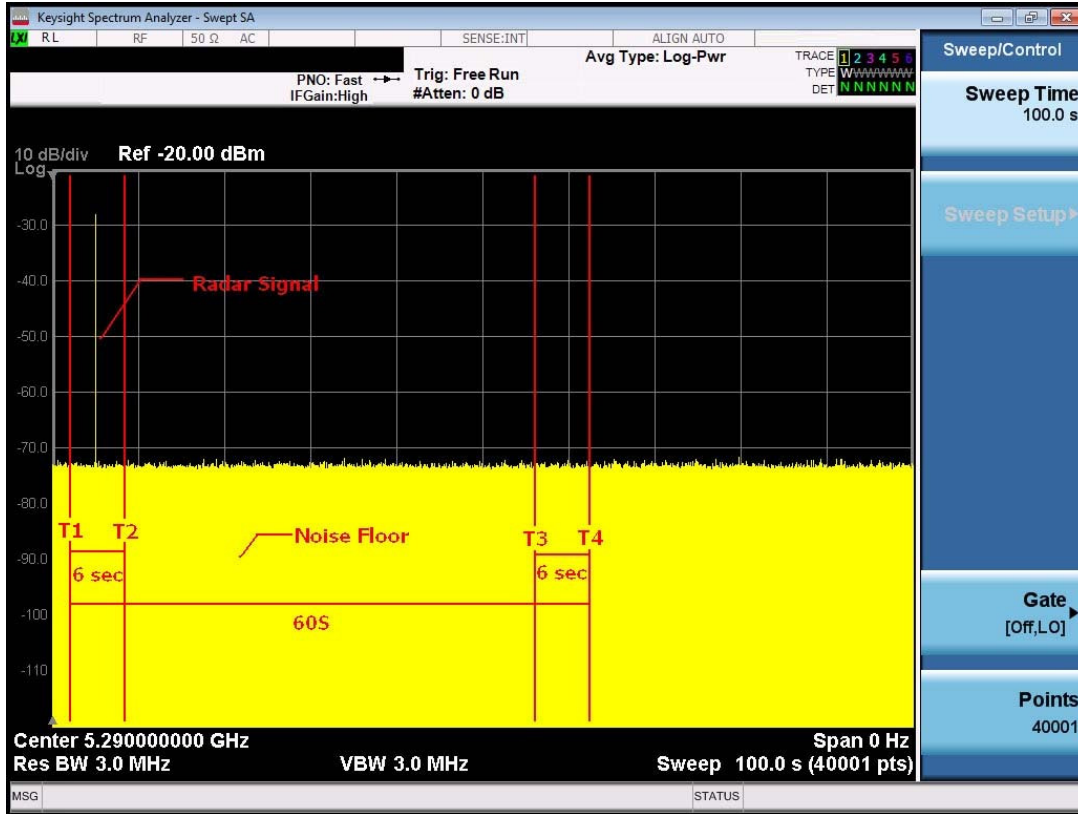
Initial Channel Availability Check Time



**Note:** T1 denotes the end of power-up time period is 6 seconds.  
 T4 denotes the end of Channel Availability Check time is 66 seconds. Channel Availability Check time is equal to (T4 – T1) 60 seconds.

### 11ac 80MHz+80MHz Mode\_5290MHz

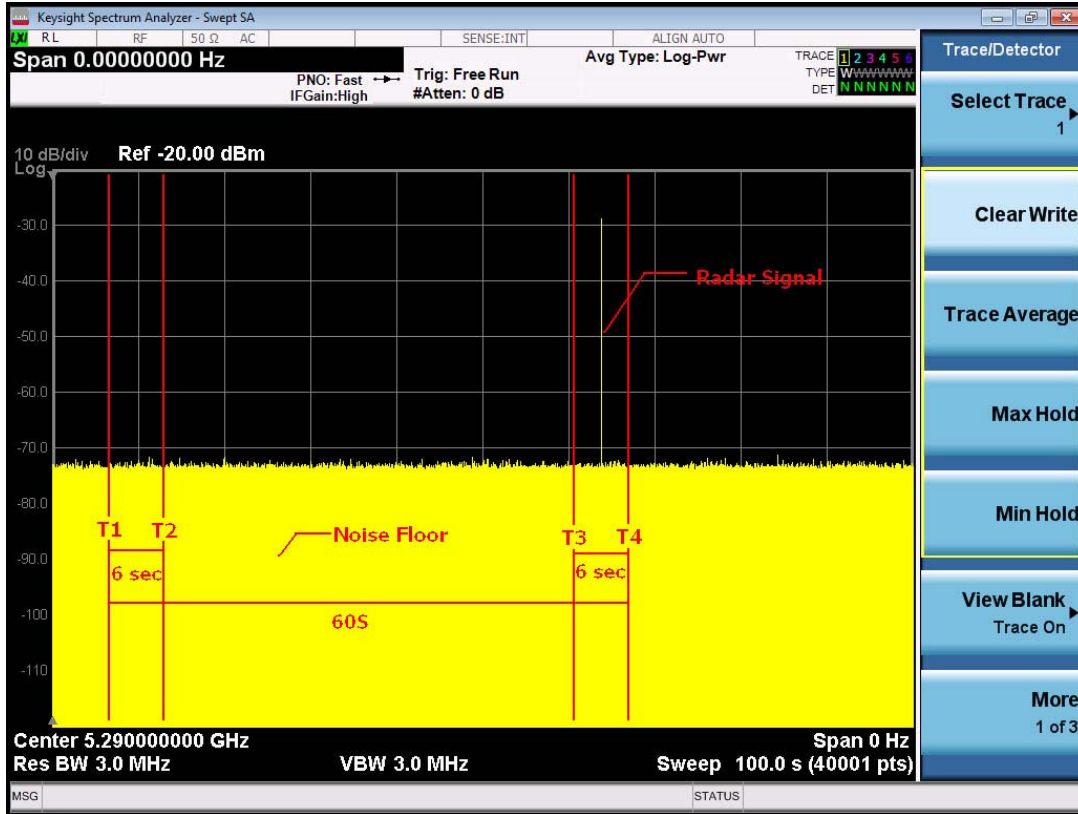
Radar Burst at the Beginning of the Channel Availability Check Time



**Note:** T1 denotes the end of power up time period is 6 seconds.  
 T2 denotes 12 second. the radar burst was commenced within a 6 seconds window starting from the end of power-up sequence.  
 T4 denotes the 66 seconds.

### 11ac 80MHz+80MHz Mode\_5290MHz

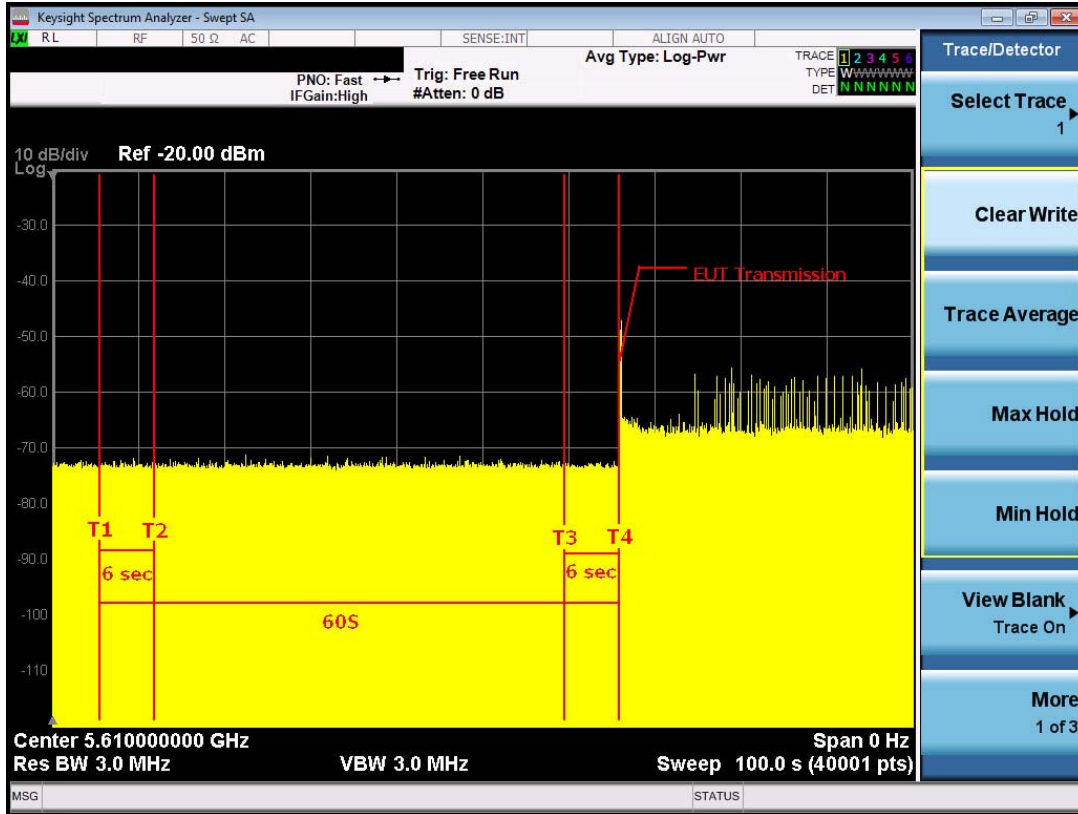
Radar Burst at the End of the Channel Availability Check Time



**Note:** T1 denotes the end of power up time period is 6 seconds.  
 T3 denotes 66 second and radar burst was commenced within 54<sup>th</sup>second to 60<sup>th</sup>second window starting from the end of power-up sequence.  
 T4 denotes the 66 seconds.

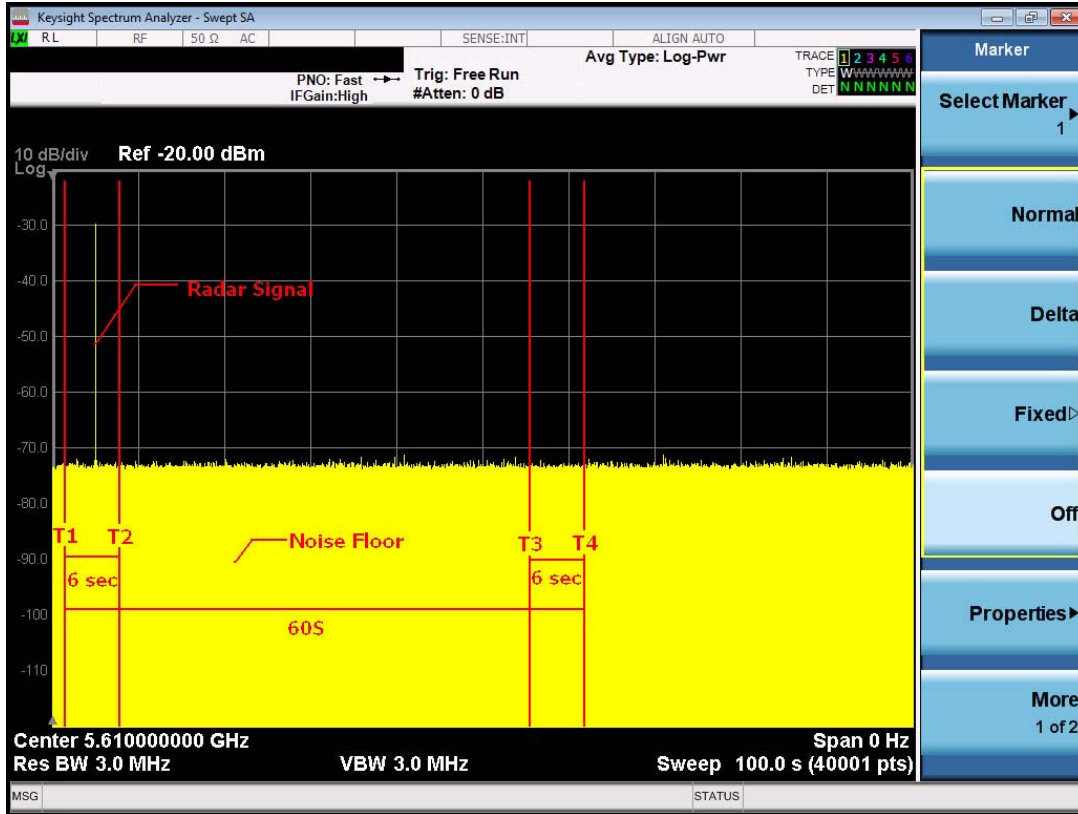
### 11ac 80MHz+80MHz Mode\_5610MHz

Initial Channel Availability Check Time



**Note:** T1 denotes the end of power-up time period is 6 seconds.  
 T4 denotes the end of Channel Availability Check time is 66 seconds. Channel Availability Check time is equal to (T4 – T1) 60 seconds.

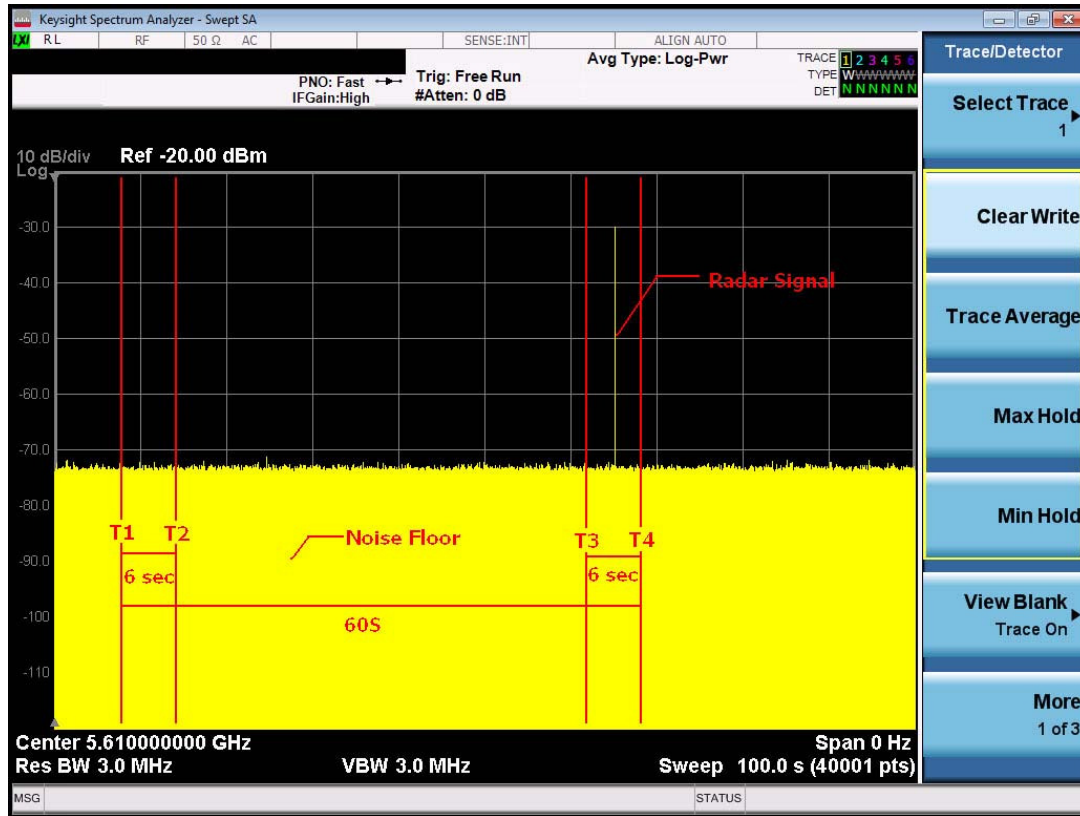
### 11ac 80MHz+80MHz Mode\_5610MHz Radar Burst at the Beginning of the Channel Availability Check Time



**Note:** T1 denotes the end of power up time period is 6 seconds.  
 T2 denotes 12 second. the radar burst was commenced within a 6 seconds window starting from the end of power-up sequence.  
 T4 denotes the 66 seconds.

### 11ac 80MHz+80MHz Mode\_5610MHz

Radar Burst at the End of the Channel Availability Check Time

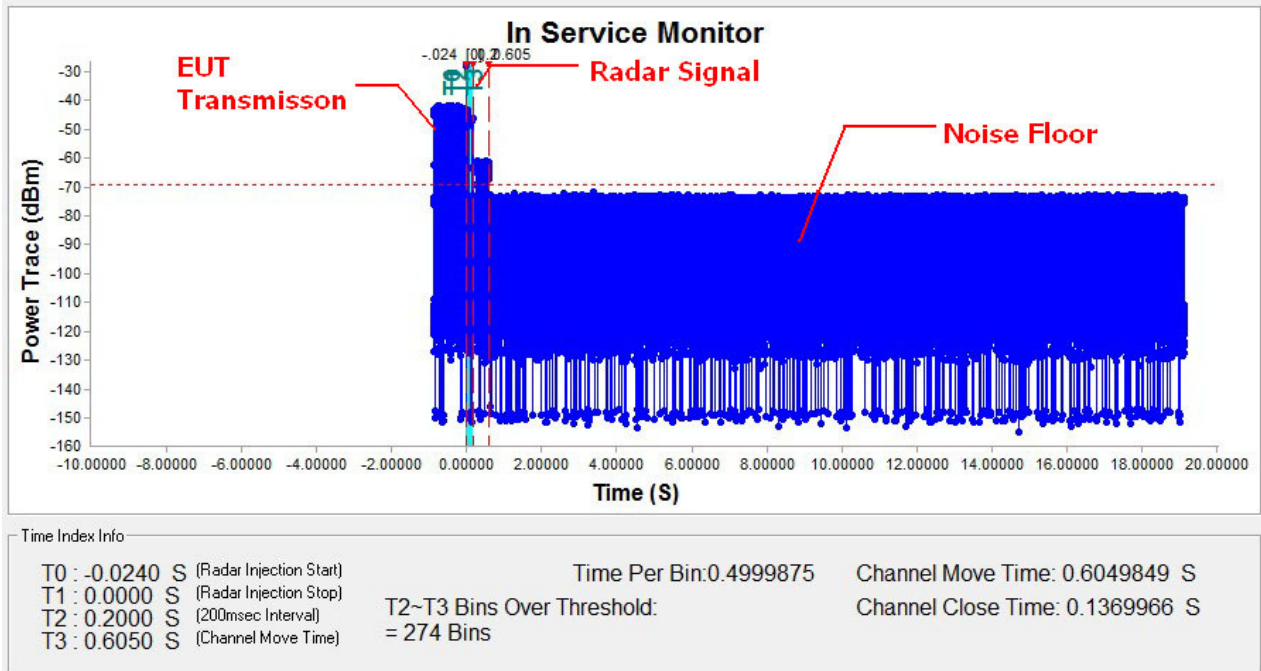


**Note:** T1 denotes the end of power up time period is 6 seconds.  
 T3 denotes 66 second and radar burst was commenced within 54<sup>th</sup>second to 60<sup>th</sup>second window starting from the end of power-up sequence.  
 T4 denotes the 66 seconds.

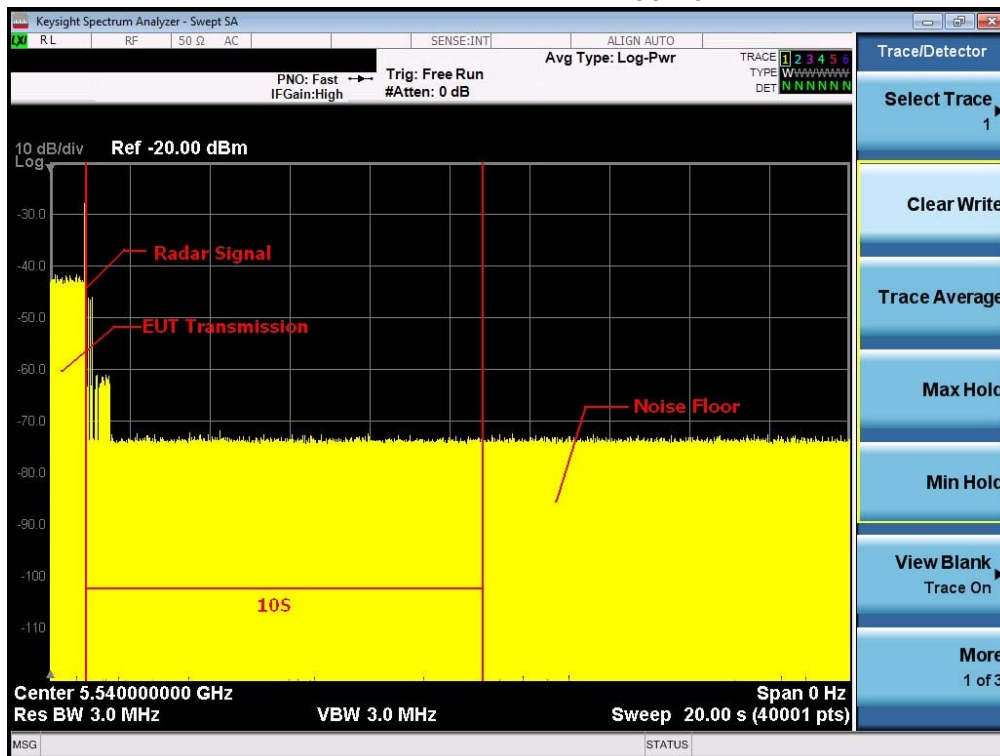
## 6.6 CHANNEL CLOSING TRANSMISSION AND CHANNEL MOVE TIME WLAN TRAFFIC

TX (11a Mode )

Radar signal 0



**Note:** T0 denotes the start of Channel Move Time upon the end of the last Radar burst.  
 T1 denotes the data transmission time of 200ms from T0.  
 T2 denotes the end of Channel Move Time.  
 T3 denotes the 10 second from T0 to observe the aggregate duration of transmissions.

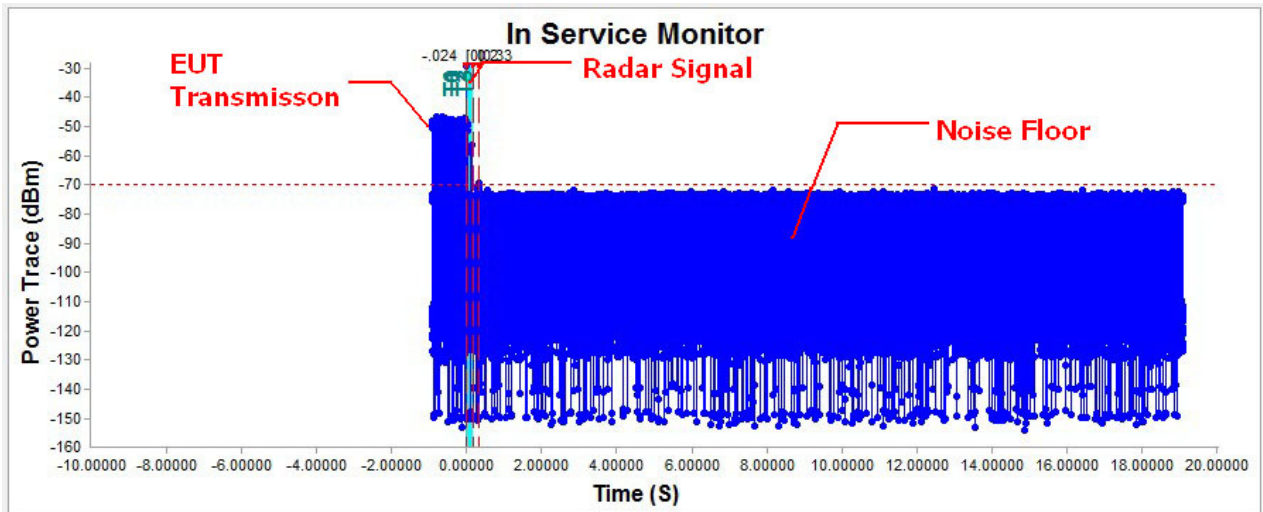


**Note:** An expanded plot for the device vacates the channel in the required 500ms



TX (11n 40MHz Mode)

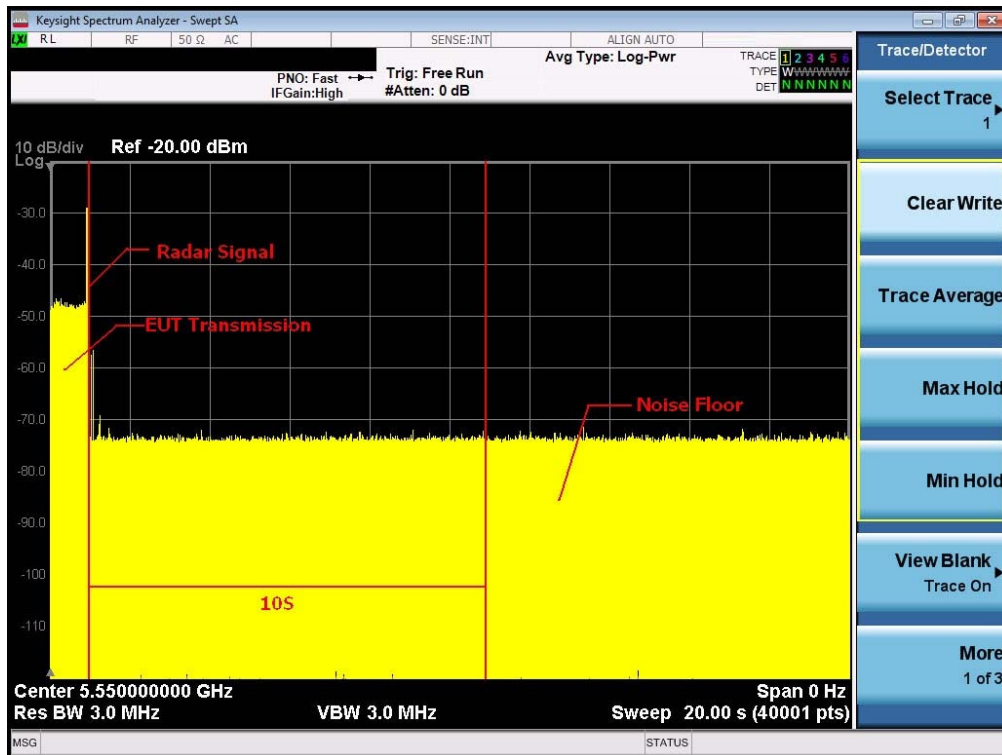
Radar signal 0



Time Index Info

|  |                                     |                                |
|--|-------------------------------------|--------------------------------|
| T0 : -0.0240 S (Radar Injection Start) | Time Per Bin: 0.4999875             | Channel Move Time: 0.3299918 S |
| T1 : 0.0000 S (Radar Injection Stop)   | T2~T3 Bins Over Threshold: = 1 Bins | Channel Close Time: 0.0005 S   |
| T2 : 0.2000 S (200msec Interval)       |                                     |                                |
| T3 : 0.3300 S (Channel Move Time)      |                                     |                                |

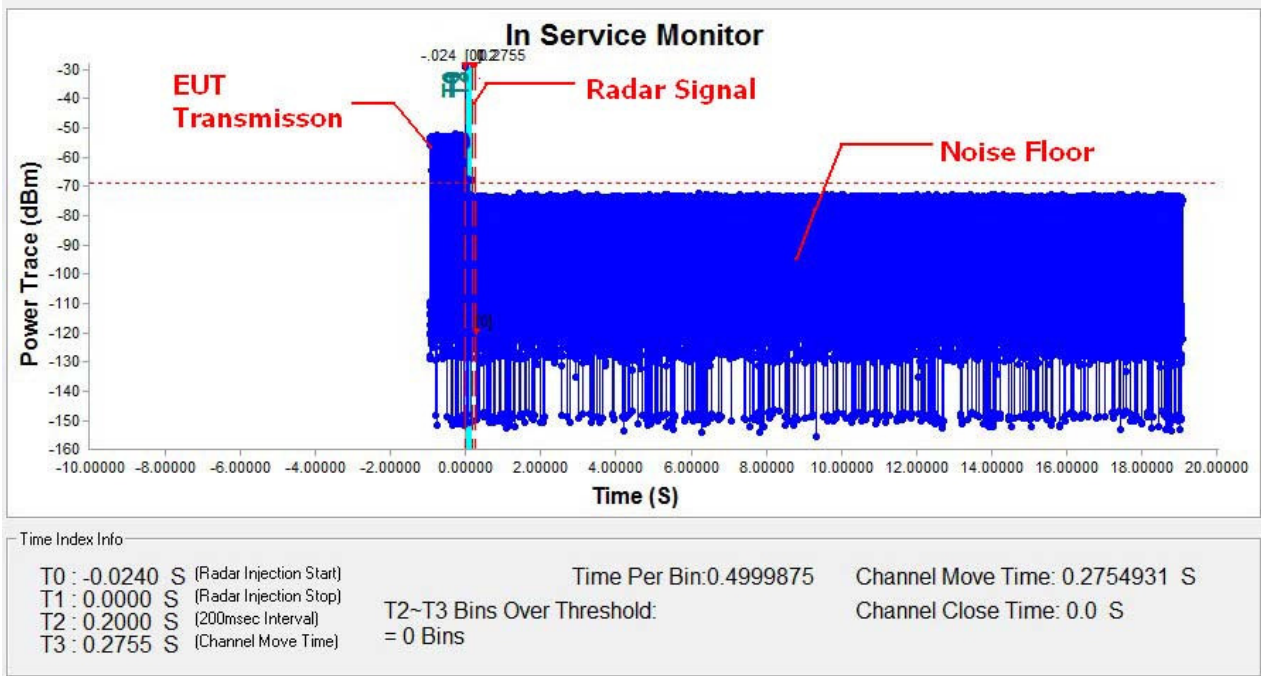
**Note:** T0 denotes the start of Channel Move Time upon the end of the last Radar burst.  
 T1 denotes the data transmission time of 200ms from T0.  
 T2 denotes the end of Channel Move Time.  
 T3 denotes the 10 second from T0 to observe the aggregate duration of transmissions.



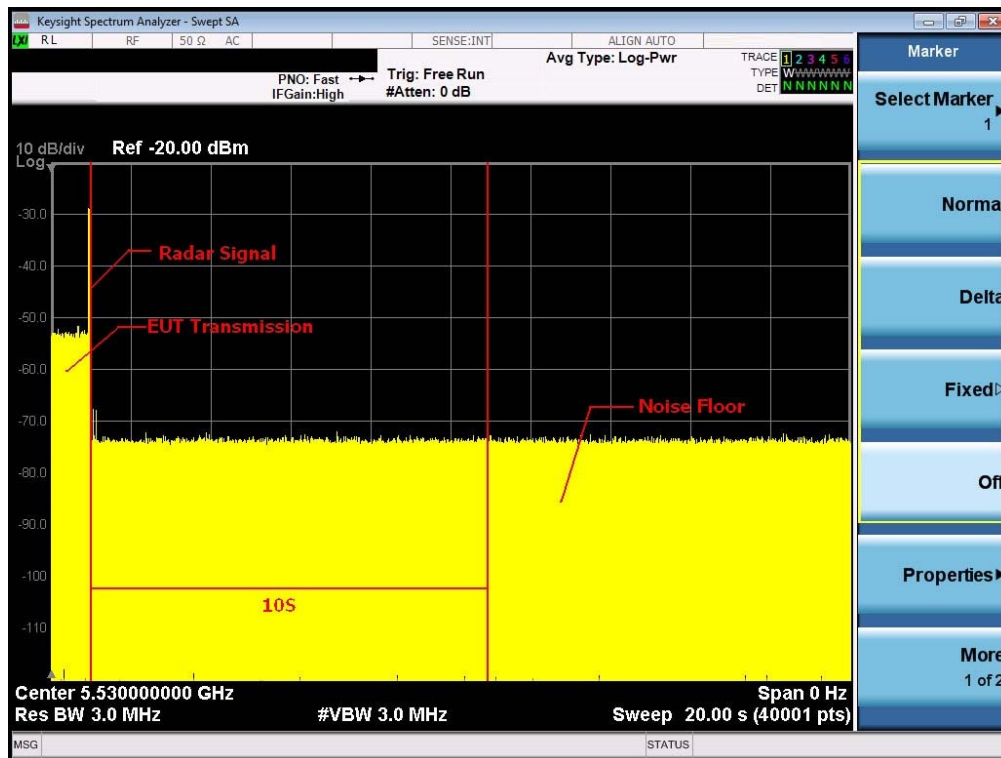
**Note:** An expanded plot for the device vacates the channel in the required 500ms

TX (11ac 80MHz Mode )

Radar signal 0



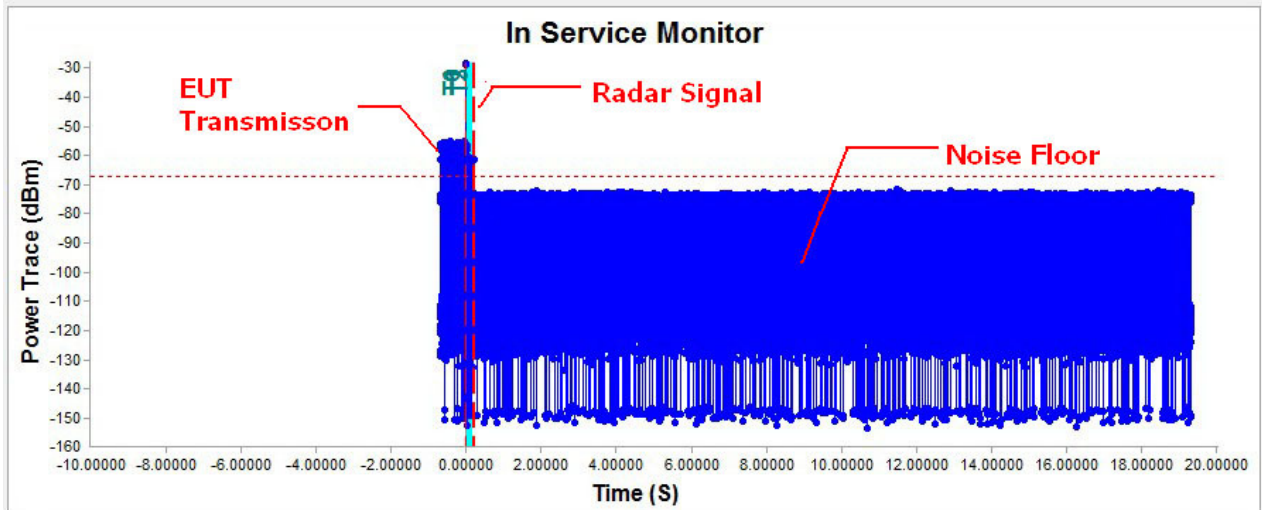
**Note:** T0 denotes the start of Channel Move Time upon the end of the last Radar burst.  
 T1 denotes the data transmission time of 200ms from T0.  
 T2 denotes the end of Channel Move Time.  
 T3 denotes the 10 second from T0 to observe the aggregate duration of transmissions.



**Note:** An expanded plot for the device vacates the channel in the required 500ms

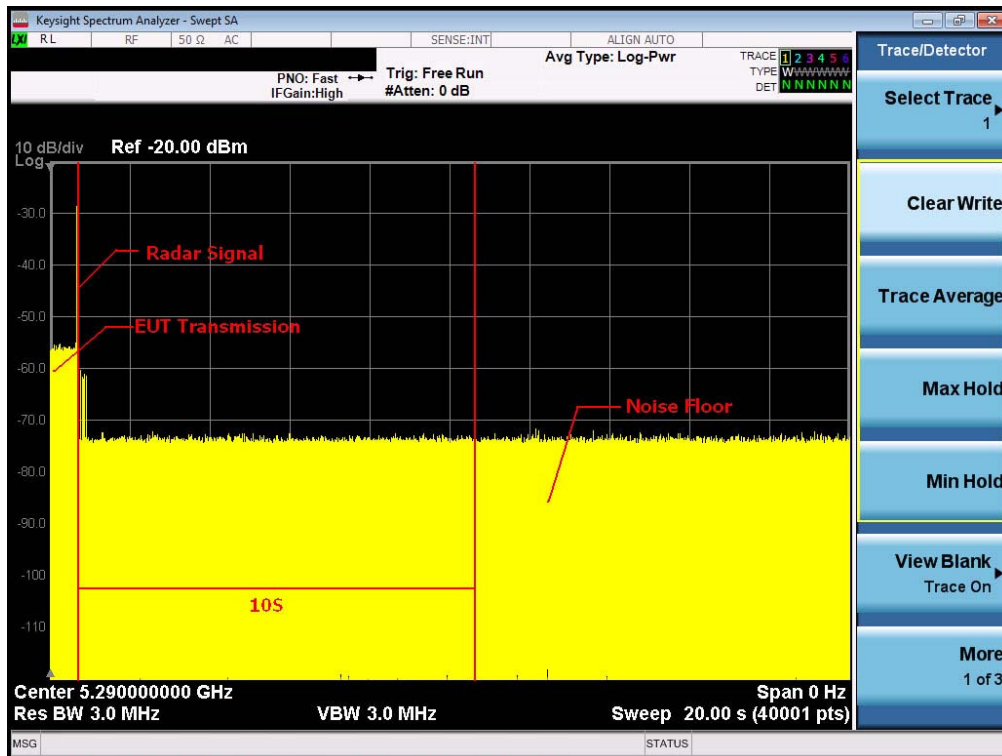
TX (11ac 80MHz+80MHz Mode )\_5290MHz

Radar signal 0



| Time Index Info |                         |  |                                |
|-----------------|-------------------------|--|--------------------------------|
| T0 : -0.0240 S  | (Radar Injection Start) | Time Per Bin:0.4999875                 | Channel Move Time: 0.2059949 S |
| T1 : 0.0000 S   | (Radar Injection Stop)  | T2~T3 Bins Over Threshold:<br>= 2 Bins | Channel Close Time: 0.001 S    |
| T2 : 0.2000 S   | (200msec Interval)      |  |                                |
| T3 : 0.2060 S   | (Channel Move Time)     |  |                                |

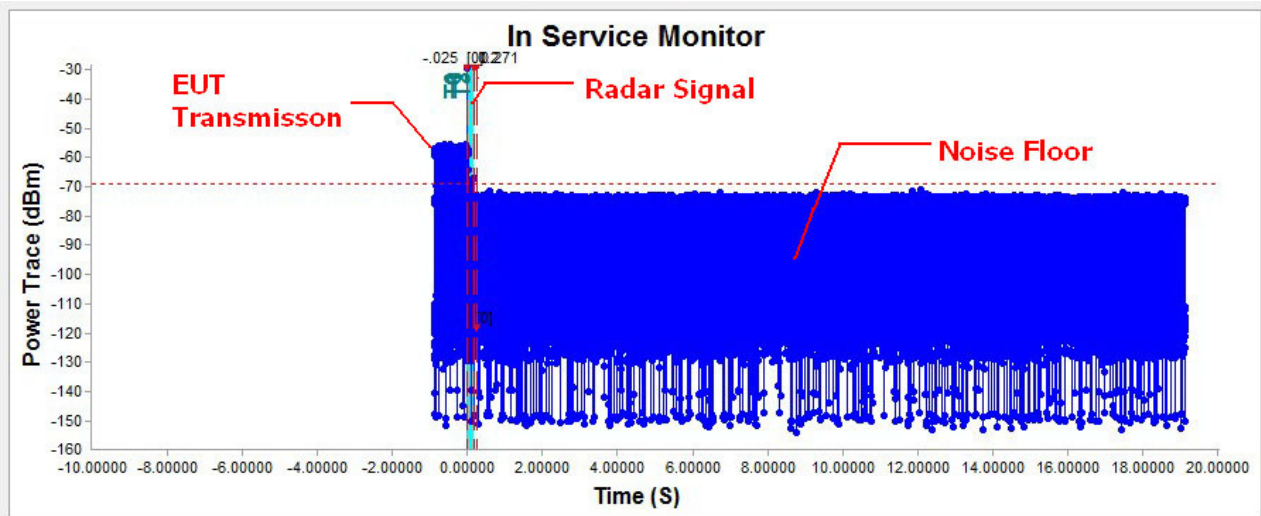
**Note:** T0 denotes the start of Channel Move Time upon the end of the last Radar burst.  
 T1 denotes the data transmission time of 200ms from T0.  
 T2 denotes the end of Channel Move Time.  
 T3 denotes the 10 second from T0 to observe the aggregate duration of transmissions.



**Note:** An expanded plot for the device vacates the channel in the required 500ms

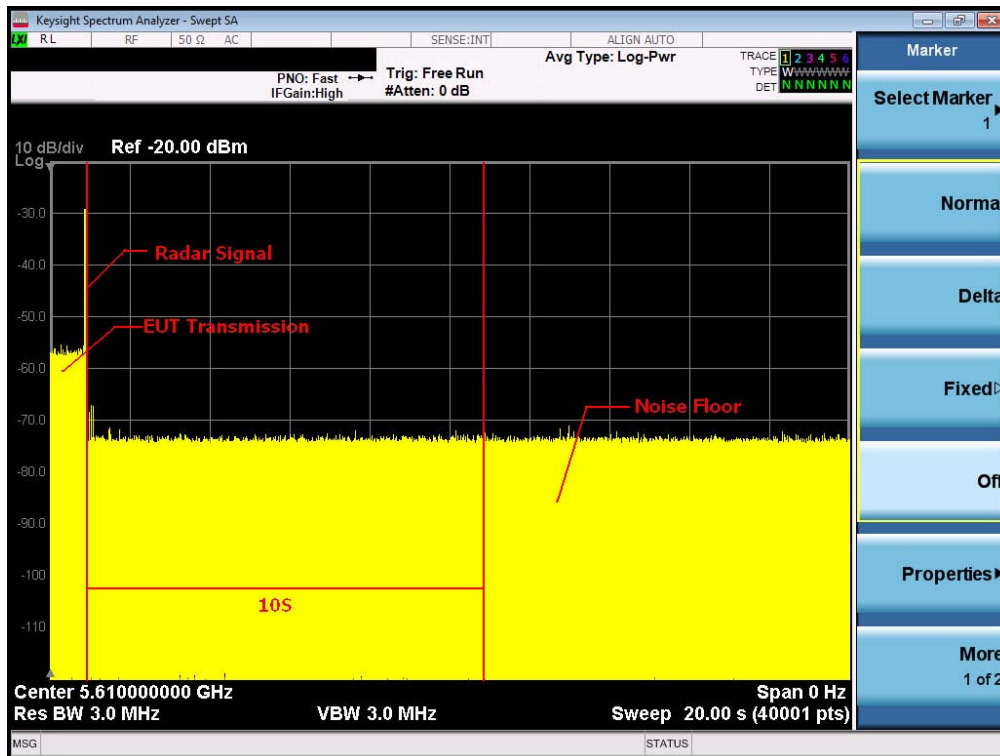
TX (11ac 80MHz+80MHz Mode ) \_5610MHz

Radar signal 0



| Time Index Info |                         |  |                                |
|-----------------|-------------------------|--|--------------------------------|
| T0 : -0.0250 S  | (Radar Injection Start) | Time Per Bin: 0.4999875                | Channel Move Time: 0.2709932 S |
| T1 : 0.0000 S   | (Radar Injection Stop)  | T2~T3 Bins Over Threshold:<br>= 0 Bins | Channel Close Time: 0.0 S      |
| T2 : 0.2000 S   | (200msec Interval)      |  |                                |
| T3 : 0.2710 S   | (Channel Move Time)     |  |                                |

**Note:** T0 denotes the start of Channel Move Time upon the end of the last Radar burst.  
 T1 denotes the data transmission time of 200ms from T0.  
 T2 denotes the end of Channel Move Time.  
 T3 denotes the 10 second from T0 to observe the aggregate duration of transmissions.



**Note:** An expanded plot for the device vacates the channel in the required 500ms

| 11a Mode           |                |        |
|--------------------|----------------|--------|
|                    | Measured Value | Limit  |
| Channel Move Time  | 0.2029949 s    | 10 s   |
| Channel Close Time | 0.0 s          | 0.26 s |

| 11n 40MHz Mode     |                |        |
|--------------------|----------------|--------|
|                    | Measured Value | Limit  |
| Channel Move Time  | 0.2529937 s    | 10 s   |
| Channel Close Time | 0.0 s          | 0.26 s |

| 11ac 80MHz Mode    |                |        |
|--------------------|----------------|--------|
|                    | Measured Value | Limit  |
| Channel Move Time  | 0.2309942 s    | 10 s   |
| Channel Close Time | 0.0 s          | 0.26 s |

| 11ac 80MHz+80MHz Mode_5290MHz |                |        |
|-------------------------------|----------------|--------|
|                               | Measured Value | Limit  |
| Channel Move Time             | 0.2059949 s    | 10 s   |
| Channel Close Time            | 0.0 s          | 0.26 s |

| 11ac 80MHz+80MHz Mode_5610MHz |                |        |
|-------------------------------|----------------|--------|
|                               | Measured Value | Limit  |
| Channel Move Time             | 0.2709932 s    | 10 s   |
| Channel Close Time            | 0.0 s          | 0.26 s |

TX (11a Mode)

Table 1: Short Pulse Radar Test Waveforms.

| Radar Type                  | Pulse Width (μsec) | PRI (μsec)   | Number of Pulses  | Pass times | Fail times | Percentage of Successful Detection (%) |
|-----------------------------|--------------------|--|---|------------|------------|--|
| 1                           | 1                  | Test A: 15 unique PRI values randomly selected from the list of 23 PRI values in Table 5a<br>Test B: 15 unique PRI values randomly selected within the range of 518-3066 μsec, with a minimum increment of 1 μsec, excluding PRI values selected in Test A | $\text{Roundup} \left\{ \left( \frac{1}{360} \right)^{\frac{19 \cdot 10^6}{\text{PRI}_{\mu\text{sec}}}} \right\}$ | 28         | 2          | 93                                     |
| 2                           | 1-5                | 150-230  | 23-29   | 26         | 4          | 87                                     |
| 3                           | 6-10               | 200-500  | 16-18   | 27         | 3          | 90                                     |
| 4                           | 11-20              | 200-500  | 12-16   | 28         | 2          | 93                                     |
| Aggregate (Radar Types 1-4) |                    |  | -   | 109        | 11         | 91                                     |

Table 2: Long Pulse Radar Test Waveform

| Radar Type | Pulse Width (μsec) | Chirp Width (MHz) | PRI (μsec) | Number of Pulses Per Burst | Number of Bursts | Pass times | Fail times | Percentage of Successful Detection (%) |
|------------|--------------------|-------------------|------------|----------------------------|------------------|------------|------------|--|
| 5          | 50-100             | 5-20              | 1000-2000  | 1-3                        | 8-20             | 27         | 3          | 90                                     |

Table 3: Frequency Hopping Radar Test Waveform

| Radar Type | Pulse Width (μsec) | PRI (μsec) | Pulses per Hop | Hopping Rate (kHz) | Hopping Sequence Length (msec) | Pass times | Fail times | Percentage of Successful Detection (%) |
|------------|--------------------|------------|----------------|--------------------|--------------------------------|------------|------------|--|
| 6          | 1                  | 333        | 9              | 0.333              | 300                            | 26         | 4          | 87                                     |

| Radar type | Trial # | Detection | Trial # | Detection |
|------------|---------|-----------|---------|-----------|
|            |         | YES / NO  |         | YES / NO  |
| Type1      | 1       | YES       | 16      | YES       |
|            | 2       | YES       | 17      | YES       |
|            | 3       | YES       | 18      | YES       |
|            | 4       | YES       | 19      | YES       |
|            | 5       | YES       | 20      | YES       |
|            | 6       | YES       | 21      | YES       |
|            | 7       | YES       | 22      | NO        |
|            | 8       | YES       | 23      | YES       |
|            | 9       | YES       | 24      | NO        |
|            | 10      | YES       | 25      | YES       |
|            | 11      | YES       | 26      | YES       |
|            | 12      | YES       | 27      | YES       |
|            | 13      | YES       | 28      | YES       |
|            | 14      | YES       | 29      | YES       |
|            | 15      | YES       | 30      | YES       |

| Radar type | Trial # | Detection | Trial # | Detection |
|------------|---------|-----------|---------|-----------|
|            |         | YES / NO  |         | YES / NO  |
| Type2      | 1       | YES       | 16      | YES       |
|            | 2       | YES       | 17      | YES       |
|            | 3       | YES       | 18      | NO        |
|            | 4       | YES       | 19      | YES       |
|            | 5       | YES       | 20      | NO        |
|            | 6       | YES       | 21      | NO        |
|            | 7       | YES       | 22      | YES       |
|            | 8       | YES       | 23      | YES       |
|            | 9       | YES       | 24      | YES       |
|            | 10      | YES       | 25      | YES       |
|            | 11      | YES       | 26      | NO        |
|            | 12      | YES       | 27      | YES       |
|            | 13      | YES       | 28      | YES       |
|            | 14      | YES       | 29      | YES       |
|            | 15      | YES       | 30      | YES       |

| Radar type | Trial # | Detection | Trial # | Detection |
|------------|---------|-----------|---------|-----------|
|            |         | YES / NO  |         | YES / NO  |
| Type3      | 1       | YES       | 16      | YES       |
|            | 2       | YES       | 17      | YES       |
|            | 3       | YES       | 18      | YES       |
|            | 4       | YES       | 19      | YES       |
|            | 5       | YES       | 20      | NO        |
|            | 6       | YES       | 21      | YES       |
|            | 7       | YES       | 22      | YES       |
|            | 8       | YES       | 23      | NO        |
|            | 9       | YES       | 24      | YES       |
|            | 10      | YES       | 25      | YES       |
|            | 11      | YES       | 26      | YES       |
|            | 12      | YES       | 27      | YES       |
|            | 13      | YES       | 28      | NO        |
|            | 14      | YES       | 29      | YES       |
|            | 15      | YES       | 30      | YES       |

| Radar type | Trial # | Detection | Trial # | Detection |
|------------|---------|-----------|---------|-----------|
|            |         | YES / NO  |         | YES / NO  |
| Type4      | 1       | YES       | 16      | YES       |
|            | 2       | YES       | 17      | YES       |
|            | 3       | YES       | 18      | YES       |
|            | 4       | YES       | 19      | YES       |
|            | 5       | YES       | 20      | YES       |
|            | 6       | YES       | 21      | YES       |
|            | 7       | YES       | 22      | YES       |
|            | 8       | YES       | 23      | NO        |
|            | 9       | YES       | 24      | YES       |
|            | 10      | YES       | 25      | YES       |
|            | 11      | YES       | 26      | NO        |
|            | 12      | YES       | 27      | YES       |
|            | 13      | YES       | 28      | YES       |
|            | 14      | YES       | 29      | YES       |
|            | 15      | YES       | 30      | YES       |



| Radar type | Trial # | Detection | Trial # | Detection |
|------------|---------|-----------|---------|-----------|
|            |         | YES / NO  |         | YES / NO  |
| Type5      | 1       | YES       | 16      | YES       |
|            | 2       | YES       | 17      | YES       |
|            | 3       | YES       | 18      | YES       |
|            | 4       | YES       | 19      | YES       |
|            | 5       | YES       | 20      | YES       |
|            | 6       | YES       | 21      | NO        |
|            | 7       | YES       | 22      | YES       |
|            | 8       | YES       | 23      | YES       |
|            | 9       | YES       | 24      | YES       |
|            | 10      | YES       | 25      | YES       |
|            | 11      | YES       | 26      | NO        |
|            | 12      | YES       | 27      | NO        |
|            | 13      | YES       | 28      | YES       |
|            | 14      | YES       | 29      | YES       |
|            | 15      | YES       | 30      | YES       |

| Radar type | Trial # | Detection | Trial # | Detection |
|------------|---------|-----------|---------|-----------|
|            |         | YES / NO  |         | YES / NO  |
| Type6      | 1       | YES       | 16      | YES       |
|            | 2       | YES       | 17      | YES       |
|            | 3       | YES       | 18      | NO        |
|            | 4       | YES       | 19      | YES       |
|            | 5       | YES       | 20      | YES       |
|            | 6       | YES       | 21      | YES       |
|            | 7       | YES       | 22      | YES       |
|            | 8       | YES       | 23      | YES       |
|            | 9       | YES       | 24      | YES       |
|            | 10      | YES       | 25      | NO        |
|            | 11      | YES       | 26      | YES       |
|            | 12      | YES       | 27      | NO        |
|            | 13      | YES       | 28      | YES       |
|            | 14      | NO        | 29      | YES       |
|            | 15      | YES       | 30      | YES       |

TX (11n 40MHz Mode)

Table 1: Short Pulse Radar Test Waveforms.

| Radar Type                  | Pulse Width (μsec) | PRI (μsec)   | Number of Pulses   | Pass times | Fail times | Percentage of Successful Detection (%) |
|-----------------------------|--------------------|--|--|------------|------------|--|
| 1                           | 1                  | Test A: 15 unique PRI values randomly selected from the list of 23 PRI values in Table 5a<br><hr/> Test B: 15 unique PRI values randomly selected within the range of 518-3066 μsec, with a minimum increment of 1 μsec, excluding PRI values selected in Test A | $\text{Roundup} \left\{ \frac{1}{360} \cdot \frac{19 \cdot 10^6}{\text{PRI}_{\mu\text{sec}}} \right\}$ | 29         | 1          | 97                                     |
| 2                           | 1-5                | 150-230  | 23-29  | 27         | 3          | 90                                     |
| 3                           | 6-10               | 200-500  | 16-18  | 27         | 3          | 90                                     |
| 4                           | 11-20              | 200-500  | 12-16  | 26         | 4          | 87                                     |
| Aggregate (Radar Types 1-4) |                    |  | -  | 109        | 11         | 91                                     |

Table 2: Long Pulse Radar Test Waveform

| Radar Type | Pulse Width (μsec) | Chirp Width (MHz) | PRI (μsec) | Number of Pulses Per Burst | Number of Bursts | Pass times | Fail times | Percentage of Successful Detection (%) |
|------------|--------------------|-------------------|------------|----------------------------|------------------|------------|------------|--|
| 5          | 50-100             | 5-20              | 1000-2000  | 1-3                        | 8-20             | 27         | 3          | 90                                     |

Table 3: Frequency Hopping Radar Test Waveform

| Radar Type | Pulse Width (μsec) | PRI (μsec) | Pulses per Hop | Hopping Rate (kHz) | Hopping Sequence Length (msec) | Pass times | Fail times | Percentage of Successful Detection (%) |
|------------|--------------------|------------|----------------|--------------------|--------------------------------|------------|------------|--|
| 6          | 1                  | 333        | 9              | 0.333              | 300                            | 28         | 2          | 93                                     |

| Radar type | Trial # | Detection | Trial # | Detection |
|------------|---------|-----------|---------|-----------|
|            |         | YES / NO  |         | YES / NO  |
| Type1      | 1       | YES       | 16      | YES       |
|            | 2       | YES       | 17      | YES       |
|            | 3       | YES       | 18      | YES       |
|            | 4       | YES       | 19      | YES       |
|            | 5       | YES       | 20      | YES       |
|            | 6       | YES       | 21      | YES       |
|            | 7       | YES       | 22      | NO        |
|            | 8       | YES       | 23      | YES       |
|            | 9       | YES       | 24      | YES       |
|            | 10      | YES       | 25      | YES       |
|            | 11      | YES       | 26      | YES       |
|            | 12      | YES       | 27      | YES       |
|            | 13      | YES       | 28      | YES       |
|            | 14      | YES       | 29      | YES       |
|            | 15      | YES       | 30      | YES       |

| Radar type | Trial # | Detection | Trial # | Detection |
|------------|---------|-----------|---------|-----------|
|            |         | YES / NO  |         | YES / NO  |
| Type2      | 1       | YES       | 16      | YES       |
|            | 2       | YES       | 17      | YES       |
|            | 3       | YES       | 18      | YES       |
|            | 4       | YES       | 19      | YES       |
|            | 5       | YES       | 20      | NO        |
|            | 6       | YES       | 21      | YES       |
|            | 7       | YES       | 22      | YES       |
|            | 8       | YES       | 23      | YES       |
|            | 9       | YES       | 24      | NO        |
|            | 10      | YES       | 25      | YES       |
|            | 11      | YES       | 26      | YES       |
|            | 12      | YES       | 27      | NO        |
|            | 13      | YES       | 28      | YES       |
|            | 14      | YES       | 29      | YES       |
|            | 15      | YES       | 30      | YES       |

| Radar type | Trial # | Detection | Trial # | Detection |
|------------|---------|-----------|---------|-----------|
|            |         | YES / NO  |         | YES / NO  |
| Type3      | 1       | YES       | 16      | YES       |
|            | 2       | YES       | 17      | YES       |
|            | 3       | YES       | 18      | YES       |
|            | 4       | YES       | 19      | YES       |
|            | 5       | YES       | 20      | NO        |
|            | 6       | YES       | 21      | YES       |
|            | 7       | YES       | 22      | YES       |
|            | 8       | YES       | 23      | YES       |
|            | 9       | YES       | 24      | YES       |
|            | 10      | YES       | 25      | NO        |
|            | 11      | YES       | 26      | YES       |
|            | 12      | YES       | 27      | YES       |
|            | 13      | YES       | 28      | NO        |
|            | 14      | YES       | 29      | YES       |
|            | 15      | YES       | 30      | YES       |

| Radar type | Trial # | Detection | Trial # | Detection |
|------------|---------|-----------|---------|-----------|
|            |         | YES / NO  |         | YES / NO  |
| Type4      | 1       | YES       | 16      | YES       |
|            | 2       | YES       | 17      | NO        |
|            | 3       | YES       | 18      | NO        |
|            | 4       | YES       | 19      | YES       |
|            | 5       | YES       | 20      | YES       |
|            | 6       | YES       | 21      | YES       |
|            | 7       | YES       | 22      | YES       |
|            | 8       | YES       | 23      | YES       |
|            | 9       | YES       | 24      | NO        |
|            | 10      | YES       | 25      | YES       |
|            | 11      | YES       | 26      | YES       |
|            | 12      | YES       | 27      | NO        |
|            | 13      | YES       | 28      | YES       |
|            | 14      | YES       | 29      | YES       |
|            | 15      | YES       | 30      | YES       |

| Radar type | Trial # | Detection | Trial # | Detection |
|------------|---------|-----------|---------|-----------|
|            |         | YES / NO  |         | YES / NO  |
| Type5      | 1       | YES       | 16      | YES       |
|            | 2       | YES       | 17      | YES       |
|            | 3       | YES       | 18      | YES       |
|            | 4       | YES       | 19      | NO        |
|            | 5       | YES       | 20      | NO        |
|            | 6       | YES       | 21      | YES       |
|            | 7       | YES       | 22      | YES       |
|            | 8       | YES       | 23      | YES       |
|            | 9       | YES       | 24      | YES       |
|            | 10      | YES       | 25      | YES       |
|            | 11      | YES       | 26      | YES       |
|            | 12      | YES       | 27      | NO        |
|            | 13      | YES       | 28      | YES       |
|            | 14      | YES       | 29      | YES       |
|            | 15      | YES       | 30      | YES       |

| Radar type | Trial # | Detection | Trial # | Detection |
|------------|---------|-----------|---------|-----------|
|            |         | YES / NO  |         | YES / NO  |
| Type6      | 1       | YES       | 16      | YES       |
|            | 2       | YES       | 17      | YES       |
|            | 3       | YES       | 18      | YES       |
|            | 4       | YES       | 19      | NO        |
|            | 5       | YES       | 20      | YES       |
|            | 6       | YES       | 21      | YES       |
|            | 7       | YES       | 22      | YES       |
|            | 8       | YES       | 23      | YES       |
|            | 9       | YES       | 24      | YES       |
|            | 10      | YES       | 25      | YES       |
|            | 11      | YES       | 26      | YES       |
|            | 12      | YES       | 27      | YES       |
|            | 13      | YES       | 28      | NO        |
|            | 14      | YES       | 29      | YES       |
|            | 15      | YES       | 30      | YES       |

TX (11ac 80MHz Mode)

Table 1: Short Pulse Radar Test Waveforms.

| Radar Type                  | Pulse Width (µsec) | PRI (µsec)   | Number of Pulses   | Pass times | Fail times | Percentage of Successful Detection (%) |
|-----------------------------|--------------------|--|--|------------|------------|--|
| 1                           | 1                  | Test A: 15 unique PRI values randomly selected from the list of 23 PRI values in Table 5a<br><hr/> Test B: 15 unique PRI values randomly selected within the range of 518-3066 µsec, with a minimum increment of 1 µsec, excluding PRI values selected in Test A | $\text{Roundup} \left\{ \frac{1}{360} \cdot \frac{19 \cdot 10^6}{\text{PRI}_{\mu\text{sec}}} \right\}$ | 28         | 2          | 93                                     |
| 2                           | 1-5                | 150-230  | 23-29  | 27         | 3          | 90                                     |
| 3                           | 6-10               | 200-500  | 16-18  | 28         | 2          | 93                                     |
| 4                           | 11-20              | 200-500  | 12-16  | 27         | 3          | 90                                     |
| Aggregate (Radar Types 1-4) |                    |  | -  | 110        | 10         | 92                                     |

Table 2: Long Pulse Radar Test Waveform

| Radar Type | Pulse Width (µsec) | Chirp Width (MHz) | PRI (µsec) | Number of Pulses Per Burst | Number of Bursts | Pass times | Fail times | Percentage of Successful Detection (%) |
|------------|--------------------|-------------------|------------|----------------------------|------------------|------------|------------|--|
| 5          | 50-100             | 5-20              | 1000-2000  | 1-3                        | 8-20             | 26         | 4          | 87                                     |

Table 3: Frequency Hopping Radar Test Waveform

| Radar Type | Pulse Width (µsec) | PRI (µsec) | Pulses per Hop | Hopping Rate (kHz) | Hopping Sequence Length (msec) | Pass times | Fail times | Percentage of Successful Detection (%) |
|------------|--------------------|------------|----------------|--------------------|--------------------------------|------------|------------|--|
| 6          | 1                  | 333        | 9              | 0.333              | 300                            | 27         | 3          | 90                                     |

| Radar type | Trial # | Detection | Trial # | Detection |
|------------|---------|-----------|---------|-----------|
|            |         | YES / NO  |         | YES / NO  |
| Type1      | 1       | YES       | 16      | YES       |
|            | 2       | YES       | 17      | YES       |
|            | 3       | YES       | 18      | YES       |
|            | 4       | YES       | 19      | YES       |
|            | 5       | YES       | 20      | YES       |
|            | 6       | YES       | 21      | YES       |
|            | 7       | YES       | 22      | YES       |
|            | 8       | YES       | 23      | YES       |
|            | 9       | YES       | 24      | NO        |
|            | 10      | YES       | 25      | YES       |
|            | 11      | YES       | 26      | NO        |
|            | 12      | YES       | 27      | YES       |
|            | 13      | YES       | 28      | YES       |
|            | 14      | YES       | 29      | YES       |
|            | 15      | YES       | 30      | YES       |

| Radar type | Trial # | Detection | Trial # | Detection |
|------------|---------|-----------|---------|-----------|
|            |         | YES / NO  |         | YES / NO  |
| Type2      | 1       | YES       | 16      | YES       |
|            | 2       | YES       | 17      | YES       |
|            | 3       | YES       | 18      | YES       |
|            | 4       | YES       | 19      | NO        |
|            | 5       | YES       | 20      | YES       |
|            | 6       | YES       | 21      | YES       |
|            | 7       | YES       | 22      | NO        |
|            | 8       | YES       | 23      | YES       |
|            | 9       | YES       | 24      | YES       |
|            | 10      | YES       | 25      | NO        |
|            | 11      | YES       | 26      | YES       |
|            | 12      | YES       | 27      | YES       |
|            | 13      | YES       | 28      | YES       |
|            | 14      | YES       | 29      | YES       |
|            | 15      | YES       | 30      | YES       |

| Radar type | Trial # | Detection | Trial # | Detection |
|------------|---------|-----------|---------|-----------|
|            |         | YES / NO  |         | YES / NO  |
| Type3      | 1       | YES       | 16      | YES       |
|            | 2       | YES       | 17      | YES       |
|            | 3       | YES       | 18      | YES       |
|            | 4       | YES       | 19      | YES       |
|            | 5       | YES       | 20      | YES       |
|            | 6       | YES       | 21      | NO        |
|            | 7       | YES       | 22      | NO        |
|            | 8       | YES       | 23      | YES       |
|            | 9       | YES       | 24      | YES       |
|            | 10      | YES       | 25      | YES       |
|            | 11      | YES       | 26      | YES       |
|            | 12      | YES       | 27      | YES       |
|            | 13      | YES       | 28      | YES       |
|            | 14      | YES       | 29      | YES       |
|            | 15      | YES       | 30      | YES       |

| Radar type | Trial # | Detection | Trial # | Detection |
|------------|---------|-----------|---------|-----------|
|            |         | YES / NO  |         | YES / NO  |
| Type4      | 1       | YES       | 16      | YES       |
|            | 2       | YES       | 17      | YES       |
|            | 3       | YES       | 18      | YES       |
|            | 4       | YES       | 19      | YES       |
|            | 5       | YES       | 20      | NO        |
|            | 6       | YES       | 21      | YES       |
|            | 7       | YES       | 22      | YES       |
|            | 8       | YES       | 23      | YES       |
|            | 9       | YES       | 24      | NO        |
|            | 10      | YES       | 25      | NO        |
|            | 11      | YES       | 26      | YES       |
|            | 12      | YES       | 27      | YES       |
|            | 13      | YES       | 28      | YES       |
|            | 14      | YES       | 29      | YES       |
|            | 15      | YES       | 30      | YES       |



| Radar type | Trial # | Detection | Trial # | Detection |
|------------|---------|-----------|---------|-----------|
|            |         | YES / NO  |         | YES / NO  |
| Type5      | 1       | YES       | 16      | YES       |
|            | 2       | YES       | 17      | YES       |
|            | 3       | YES       | 18      | YES       |
|            | 4       | YES       | 19      | YES       |
|            | 5       | YES       | 20      | YES       |
|            | 6       | YES       | 21      | NO        |
|            | 7       | YES       | 22      | YES       |
|            | 8       | YES       | 23      | NO        |
|            | 9       | YES       | 24      | YES       |
|            | 10      | YES       | 25      | YES       |
|            | 11      | YES       | 26      | YES       |
|            | 12      | YES       | 27      | NO        |
|            | 13      | YES       | 28      | NO        |
|            | 14      | YES       | 29      | YES       |
|            | 15      | YES       | 30      | YES       |

| Radar type | Trial # | Detection | Trial # | Detection |
|------------|---------|-----------|---------|-----------|
|            |         | YES / NO  |         | YES / NO  |
| Type6      | 1       | YES       | 16      | YES       |
|            | 2       | YES       | 17      | NO        |
|            | 3       | YES       | 18      | NO        |
|            | 4       | YES       | 19      | YES       |
|            | 5       | YES       | 20      | YES       |
|            | 6       | YES       | 21      | NO        |
|            | 7       | YES       | 22      | YES       |
|            | 8       | YES       | 23      | YES       |
|            | 9       | YES       | 24      | YES       |
|            | 10      | YES       | 25      | YES       |
|            | 11      | YES       | 26      | YES       |
|            | 12      | YES       | 27      | YES       |
|            | 13      | YES       | 28      | YES       |
|            | 14      | YES       | 29      | YES       |
|            | 15      | YES       | 30      | YES       |

TX (11ac 80MHz+80MHz Mode)\_5290MHz

Table 1: Short Pulse Radar Test Waveforms.

| Radar Type                  | Pulse Width (μsec) | PRI (μsec)   | Number of Pulses   | Pass times | Fail times | Percentage of Successful Detection (%) |
|-----------------------------|--------------------|--|--|------------|------------|--|
| 1                           | 1                  | Test A: 15 unique PRI values randomly selected from the list of 23 PRI values in Table 5a<br>Test B: 15 unique PRI values randomly selected within the range of 518-3066 μsec, with a minimum increment of 1 μsec, excluding PRI values selected in Test A | $\text{Roundup} \left\{ \frac{1}{360} \cdot \frac{19 \cdot 10^6}{\text{PRI}_{\mu\text{sec}}} \right\}$ | 27         | 3          | 90                                     |
| 2                           | 1-5                | 150-230  | 23-29  | 25         | 5          | 83                                     |
| 3                           | 6-10               | 200-500  | 16-18  | 25         | 5          | 83                                     |
| 4                           | 11-20              | 200-500  | 12-16  | 24         | 6          | 80                                     |
| Aggregate (Radar Types 1-4) |                    |  | -  | 101        | 19         | 84                                     |

Table 2: Long Pulse Radar Test Waveform

| Radar Type | Pulse Width (μsec) | Chirp Width (MHz) | PRI (μsec) | Number of Pulses Per Burst | Number of Bursts | Pass times | Fail times | Percentage of Successful Detection (%) |
|------------|--------------------|-------------------|------------|----------------------------|------------------|------------|------------|--|
| 5          | 50-100             | 5-20              | 1000-2000  | 1-3                        | 8-20             | 26         | 4          | 87                                     |

Table 3: Frequency Hopping Radar Test Waveform

| Radar Type | Pulse Width (μsec) | PRI (μsec) | Pulses per Hop | Hopping Rate (kHz) | Hopping Sequence Length (msec) | Pass times | Fail times | Percentage of Successful Detection (%) |
|------------|--------------------|------------|----------------|--------------------|--------------------------------|------------|------------|--|
| 6          | 1                  | 333        | 9              | 0.333              | 300                            | 27         | 3          | 90                                     |

| Radar type | Trial # | Detection | Trial # | Detection |
|------------|---------|-----------|---------|-----------|
|            |         | YES / NO  |         | YES / NO  |
| Type1      | 1       | YES       | 16      | YES       |
|            | 2       | YES       | 17      | NO        |
|            | 3       | YES       | 18      | YES       |
|            | 4       | YES       | 19      | YES       |
|            | 5       | YES       | 20      | NO        |
|            | 6       | YES       | 21      | YES       |
|            | 7       | YES       | 22      | YES       |
|            | 8       | YES       | 23      | YES       |
|            | 9       | YES       | 24      | YES       |
|            | 10      | YES       | 25      | YES       |
|            | 11      | YES       | 26      | NO        |
|            | 12      | YES       | 27      | YES       |
|            | 13      | YES       | 28      | YES       |
|            | 14      | YES       | 29      | YES       |
|            | 15      | YES       | 30      | YES       |

| Radar type | Trial # | Detection | Trial # | Detection |
|------------|---------|-----------|---------|-----------|
|            |         | YES / NO  |         | YES / NO  |
| Type2      | 1       | YES       | 16      | YES       |
|            | 2       | YES       | 17      | NO        |
|            | 3       | YES       | 18      | YES       |
|            | 4       | YES       | 19      | YES       |
|            | 5       | YES       | 20      | NO        |
|            | 6       | YES       | 21      | NO        |
|            | 7       | YES       | 22      | YES       |
|            | 8       | YES       | 23      | YES       |
|            | 9       | YES       | 24      | YES       |
|            | 10      | YES       | 25      | YES       |
|            | 11      | NO        | 26      | NO        |
|            | 12      | YES       | 27      | YES       |
|            | 13      | YES       | 28      | YES       |
|            | 14      | YES       | 29      | YES       |
|            | 15      | YES       | 30      | YES       |

| Radar type | Trial # | Detection | Trial # | Detection |
|------------|---------|-----------|---------|-----------|
|            |         | YES / NO  |         | YES / NO  |
| Type3      | 1       | YES       | 16      | YES       |
|            | 2       | YES       | 17      | YES       |
|            | 3       | YES       | 18      | YES       |
|            | 4       | YES       | 19      | NO        |
|            | 5       | YES       | 20      | NO        |
|            | 6       | YES       | 21      | YES       |
|            | 7       | YES       | 22      | YES       |
|            | 8       | YES       | 23      | YES       |
|            | 9       | YES       | 24      | NO        |
|            | 10      | NO        | 25      | YES       |
|            | 11      | YES       | 26      | YES       |
|            | 12      | NO        | 27      | YES       |
|            | 13      | YES       | 28      | YES       |
|            | 14      | YES       | 29      | YES       |
|            | 15      | YES       | 30      | YES       |

| Radar type | Trial # | Detection | Trial # | Detection |
|------------|---------|-----------|---------|-----------|
|            |         | YES / NO  |         | YES / NO  |
| Type4      | 1       | YES       | 16      | YES       |
|            | 2       | YES       | 17      | YES       |
|            | 3       | YES       | 18      | YES       |
|            | 4       | YES       | 19      | YES       |
|            | 5       | YES       | 20      | YES       |
|            | 6       | YES       | 21      | NO        |
|            | 7       | NO        | 22      | YES       |
|            | 8       | YES       | 23      | YES       |
|            | 9       | YES       | 24      | NO        |
|            | 10      | YES       | 25      | YES       |
|            | 11      | YES       | 26      | YES       |
|            | 12      | YES       | 27      | NO        |
|            | 13      | NO        | 28      | YES       |
|            | 14      | NO        | 29      | YES       |
|            | 15      | YES       | 30      | YES       |

| Radar type | Trial # | Detection | Trial # | Detection |
|------------|---------|-----------|---------|-----------|
|            |         | YES / NO  |         | YES / NO  |
| Type5      | 1       | YES       | 16      | YES       |
|            | 2       | YES       | 17      | YES       |
|            | 3       | YES       | 18      | YES       |
|            | 4       | YES       | 19      | NO        |
|            | 5       | YES       | 20      | YES       |
|            | 6       | YES       | 21      | NO        |
|            | 7       | YES       | 22      | YES       |
|            | 8       | YES       | 23      | YES       |
|            | 9       | YES       | 24      | YES       |
|            | 10      | YES       | 25      | YES       |
|            | 11      | NO        | 26      | YES       |
|            | 12      | YES       | 27      | YES       |
|            | 13      | NO        | 28      | YES       |
|            | 14      | YES       | 29      | YES       |
|            | 15      | YES       | 30      | YES       |

| Radar type | Trial # | Detection | Trial # | Detection |
|------------|---------|-----------|---------|-----------|
|            |         | YES / NO  |         | YES / NO  |
| Type6      | 1       | YES       | 16      | YES       |
|            | 2       | YES       | 17      | YES       |
|            | 3       | YES       | 18      | YES       |
|            | 4       | YES       | 19      | YES       |
|            | 5       | YES       | 20      | YES       |
|            | 6       | YES       | 21      | NO        |
|            | 7       | YES       | 22      | YES       |
|            | 8       | YES       | 23      | NO        |
|            | 9       | YES       | 24      | YES       |
|            | 10      | YES       | 25      | YES       |
|            | 11      | YES       | 26      | NO        |
|            | 12      | YES       | 27      | YES       |
|            | 13      | YES       | 28      | YES       |
|            | 14      | YES       | 29      | YES       |
|            | 15      | YES       | 30      | YES       |

TX (11ac 80MHz+80MHz Mode)\_5610MHz

Table 1: Short Pulse Radar Test Waveforms.

| Radar Type                  | Pulse Width (µsec) | PRI (µsec)   | Number of Pulses   | Pass times | Fail times | Percentage of Successful Detection (%) |
|-----------------------------|--------------------|--|--|------------|------------|--|
| 1                           | 1                  | Test A: 15 unique PRI values randomly selected from the list of 23 PRI values in Table 5a<br><hr/> Test B: 15 unique PRI values randomly selected within the range of 518-3066 µsec, with a minimum increment of 1 µsec, excluding PRI values selected in Test A | $\text{Roundup} \left\{ \frac{1}{360} \cdot \frac{19 \cdot 10^6}{\text{PRI}_{\mu\text{sec}}} \right\}$ | 26         | 4          | 26                                     |
| 2                           | 1-5                | 150-230  | 23-29  | 25         | 5          | 25                                     |
| 3                           | 6-10               | 200-500  | 16-18  | 24         | 6          | 24                                     |
| 4                           | 11-20              | 200-500  | 12-16  | 25         | 5          | 25                                     |
| Aggregate (Radar Types 1-4) |                    |  | -  | 100        | 20         | 80                                     |

Table 2: Long Pulse Radar Test Waveform

| Radar Type | Pulse Width (µsec) | Chirp Width (MHz) | PRI (µsec) | Number of Pulses Per Burst | Number of Bursts | Pass times | Fail times | Percentage of Successful Detection (%) |
|------------|--------------------|-------------------|------------|----------------------------|------------------|------------|------------|--|
| 5          | 50-100             | 5-20              | 1000-2000  | 1-3                        | 8-20             | 26         | 4          | 80                                     |

Table 3: Frequency Hopping Radar Test Waveform

| Radar Type | Pulse Width (µsec) | PRI (µsec) | Pulses per Hop | Hopping Rate (kHz) | Hopping Sequence Length (msec) | Pass times | Fail times | Percentage of Successful Detection (%) |
|------------|--------------------|------------|----------------|--------------------|--------------------------------|------------|------------|--|
| 6          | 1                  | 333        | 9              | 0.333              | 300                            | 26         | 4          | 87                                     |

| Radar type | Trial # | Detection | Trial # | Detection |
|------------|---------|-----------|---------|-----------|
|            |         | YES / NO  |         | YES / NO  |
| Type1      | 1       | YES       | 16      | YES       |
|            | 2       | YES       | 17      | NO        |
|            | 3       | YES       | 18      | NO        |
|            | 4       | YES       | 19      | YES       |
|            | 5       | YES       | 20      | YES       |
|            | 6       | YES       | 21      | YES       |
|            | 7       | YES       | 22      | NO        |
|            | 8       | YES       | 23      | YES       |
|            | 9       | YES       | 24      | YES       |
|            | 10      | YES       | 25      | YES       |
|            | 11      | YES       | 26      | YES       |
|            | 12      | YES       | 27      | YES       |
|            | 13      | YES       | 28      | YES       |
|            | 14      | YES       | 29      | YES       |
|            | 15      | NO        | 30      | YES       |

| Radar type | Trial # | Detection | Trial # | Detection |
|------------|---------|-----------|---------|-----------|
|            |         | YES / NO  |         | YES / NO  |
| Type2      | 1       | YES       | 16      | YES       |
|            | 2       | YES       | 17      | YES       |
|            | 3       | YES       | 18      | NO        |
|            | 4       | YES       | 19      | NO        |
|            | 5       | YES       | 20      | YES       |
|            | 6       | YES       | 21      | YES       |
|            | 7       | YES       | 22      | YES       |
|            | 8       | YES       | 23      | YES       |
|            | 9       | YES       | 24      | YES       |
|            | 10      | YES       | 25      | NO        |
|            | 11      | YES       | 26      | NO        |
|            | 12      | YES       | 27      | YES       |
|            | 13      | YES       | 28      | NO        |
|            | 14      | YES       | 29      | YES       |
|            | 15      | YES       | 30      | YES       |

| Radar type | Trial # | Detection | Trial # | Detection |
|------------|---------|-----------|---------|-----------|
|            |         | YES / NO  |         | YES / NO  |
| Type3      | 1       | YES       | 16      | YES       |
|            | 2       | YES       | 17      | NO        |
|            | 3       | YES       | 18      | YES       |
|            | 4       | YES       | 19      | YES       |
|            | 5       | YES       | 20      | NO        |
|            | 6       | YES       | 21      | NO        |
|            | 7       | YES       | 22      | YES       |
|            | 8       | YES       | 23      | YES       |
|            | 9       | YES       | 24      | NO        |
|            | 10      | YES       | 25      | NO        |
|            | 11      | YES       | 26      | YES       |
|            | 12      | YES       | 27      | YES       |
|            | 13      | YES       | 28      | NO        |
|            | 14      | YES       | 29      | YES       |
|            | 15      | YES       | 30      | YES       |

| Radar type | Trial # | Detection | Trial # | Detection |
|------------|---------|-----------|---------|-----------|
|            |         | YES / NO  |         | YES / NO  |
| Type4      | 1       | YES       | 16      | YES       |
|            | 2       | YES       | 17      | YES       |
|            | 3       | YES       | 18      | YES       |
|            | 4       | YES       | 19      | YES       |
|            | 5       | YES       | 20      | YES       |
|            | 6       | YES       | 21      | NO        |
|            | 7       | YES       | 22      | YES       |
|            | 8       | YES       | 23      | YES       |
|            | 9       | YES       | 24      | YES       |
|            | 10      | YES       | 25      | NO        |
|            | 11      | YES       | 26      | NO        |
|            | 12      | YES       | 27      | NO        |
|            | 13      | NO        | 28      | YES       |
|            | 14      | YES       | 29      | YES       |
|            | 15      | YES       | 30      | YES       |



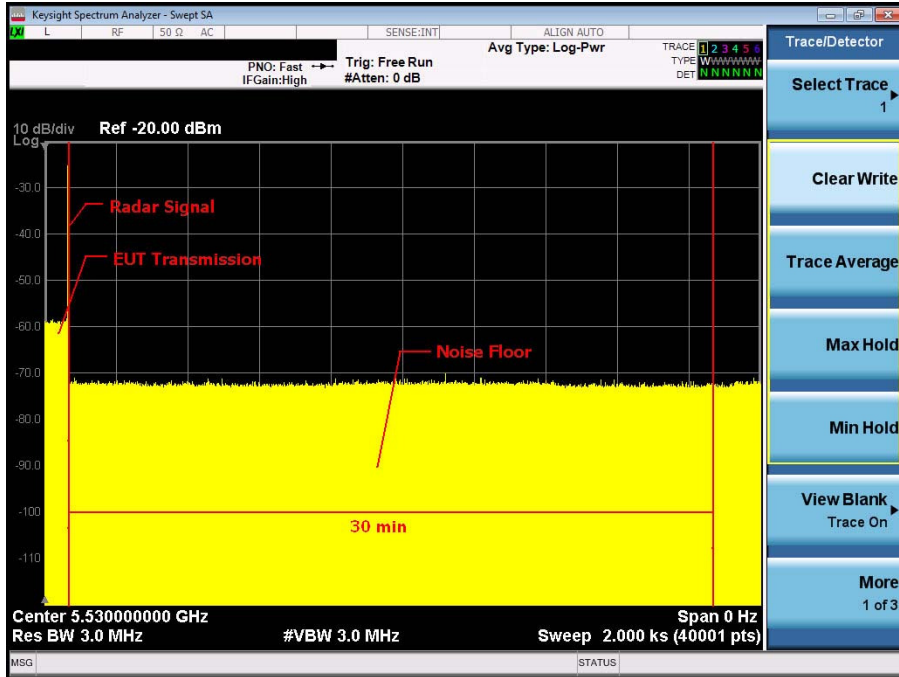
| Radar type | Trial # | Detection | Trial # | Detection |
|------------|---------|-----------|---------|-----------|
|            |         | YES / NO  |         | YES / NO  |
| Type5      | 1       | YES       | 16      | YES       |
|            | 2       | YES       | 17      | YES       |
|            | 3       | YES       | 18      | YES       |
|            | 4       | YES       | 19      | NO        |
|            | 5       | YES       | 20      | NO        |
|            | 6       | YES       | 21      | YES       |
|            | 7       | YES       | 22      | YES       |
|            | 8       | YES       | 23      | YES       |
|            | 9       | YES       | 24      | YES       |
|            | 10      | NO        | 25      | YES       |
|            | 11      | NO        | 26      | YES       |
|            | 12      | YES       | 27      | YES       |
|            | 13      | YES       | 28      | YES       |
|            | 14      | YES       | 29      | YES       |
|            | 15      | YES       | 30      | YES       |

| Radar type | Trial # | Detection | Trial # | Detection |
|------------|---------|-----------|---------|-----------|
|            |         | YES / NO  |         | YES / NO  |
| Type6      | 1       | YES       | 16      | YES       |
|            | 2       | YES       | 17      | YES       |
|            | 3       | YES       | 18      | YES       |
|            | 4       | YES       | 19      | YES       |
|            | 5       | YES       | 20      | NO        |
|            | 6       | YES       | 21      | NO        |
|            | 7       | YES       | 22      | YES       |
|            | 8       | YES       | 23      | YES       |
|            | 9       | YES       | 24      | NO        |
|            | 10      | YES       | 25      | YES       |
|            | 11      | YES       | 26      | YES       |
|            | 12      | YES       | 27      | YES       |
|            | 13      | YES       | 28      | NO        |
|            | 14      | YES       | 29      | YES       |
|            | 15      | YES       | 30      | YES       |

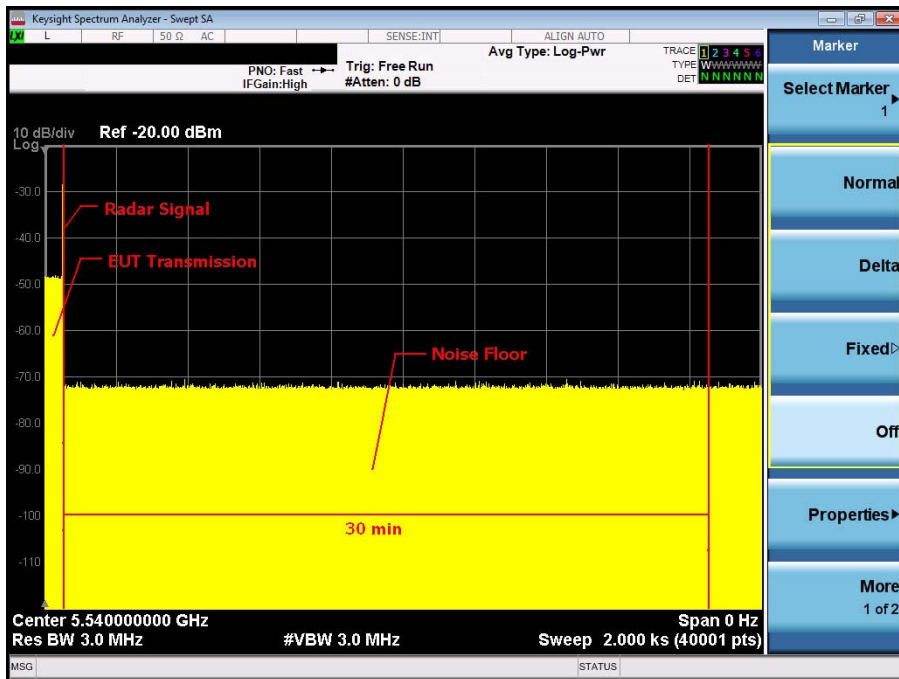
### 6.7 NON- OCCUPANCY PERIOD

During the 30 minutes observation time, UUT did not make any transmissions on a channel after a radar signal was detected on that channel by either the Channel Availability Check or the In-Service Monitoring.

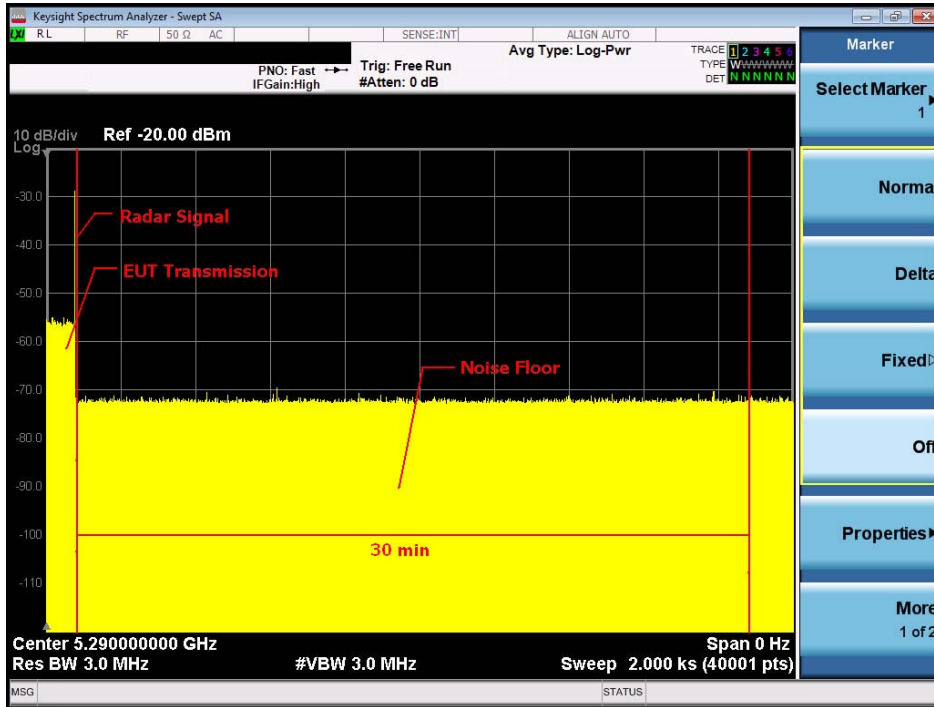
5530 Non-Occupancy period



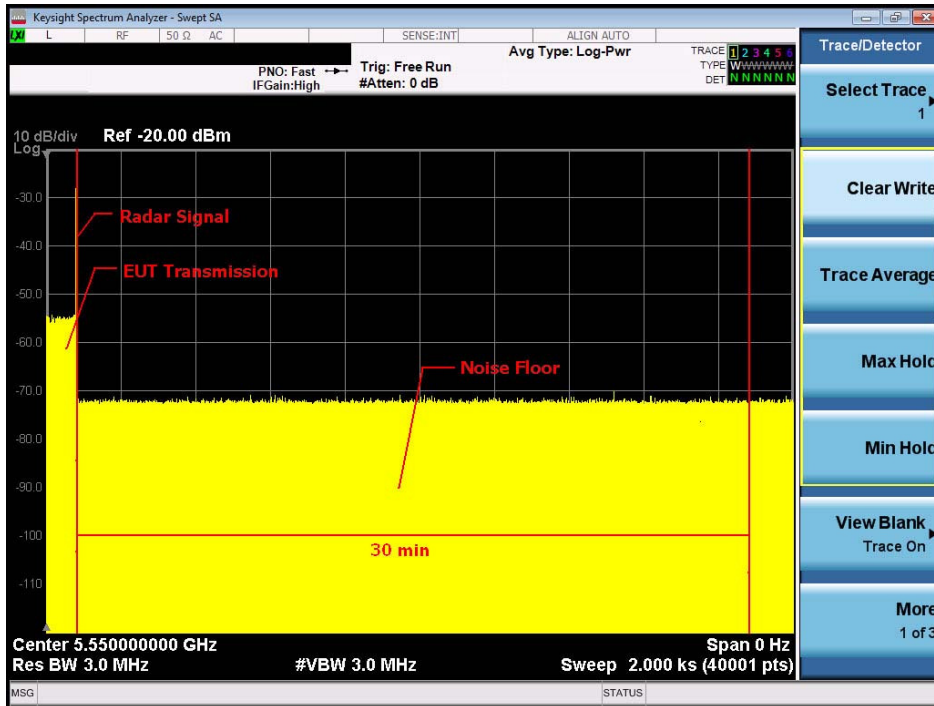
5540 Non-Occupancy period



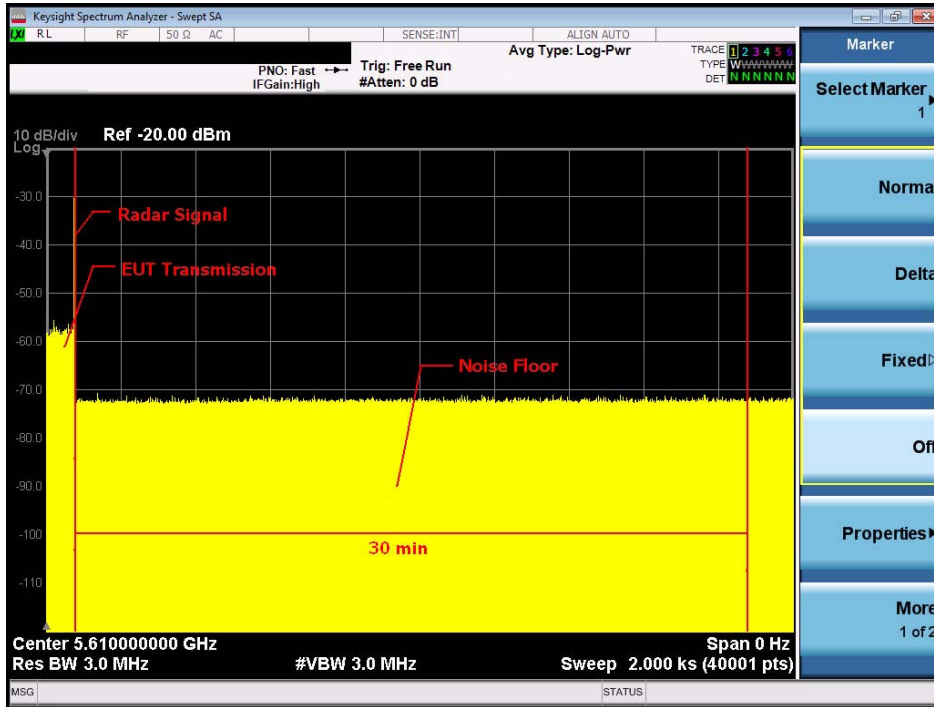
### 5290 Non-Occupancy period



### 5550 Non-Occupancy period



### 5610 Non-Occupancy period

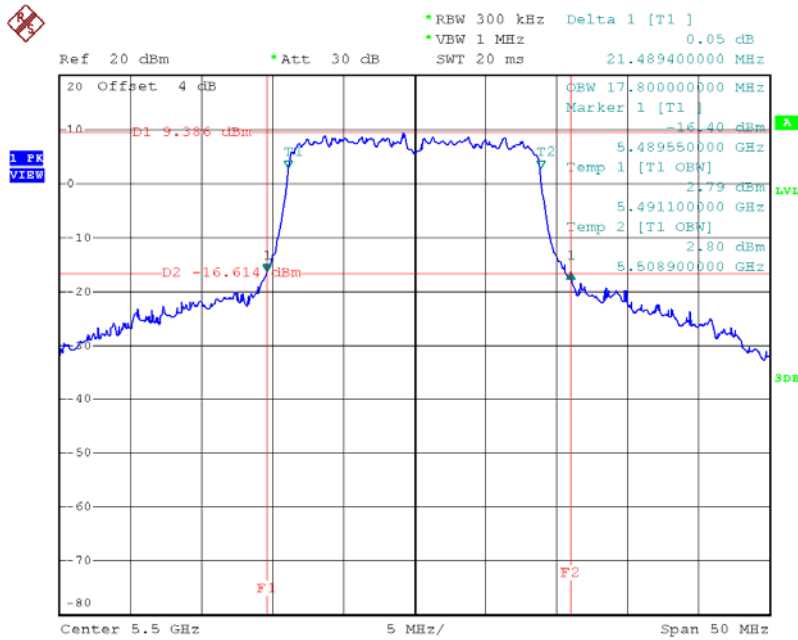


### 6.8 UNIFORM SPREADING

The intention of the uniform spreading is to provide, on aggregate, a uniform loading of the spectrum. The UUT using the bands 5250 to 5350MHz and 5470 to 5600 MHz channels so that the probability of selecting a given channel shall be the same for channels. The UUT will select channel by random mode and remember this channel when detect radar signal, so that will select unused channel by random mode.

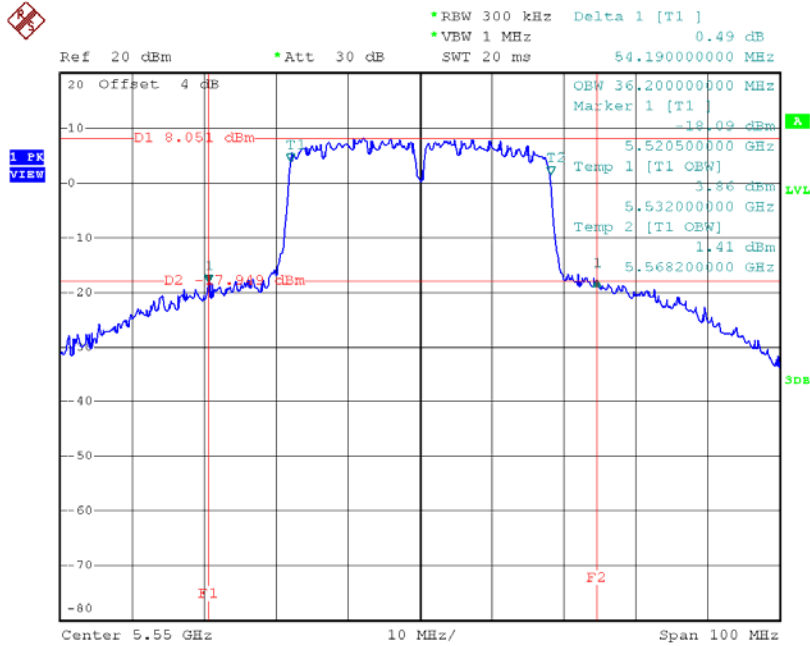
### 6.9 U-NII DETECTION BANDWIDTH

#### TX (11a Mode) U-NII 99% Channel bandwidth



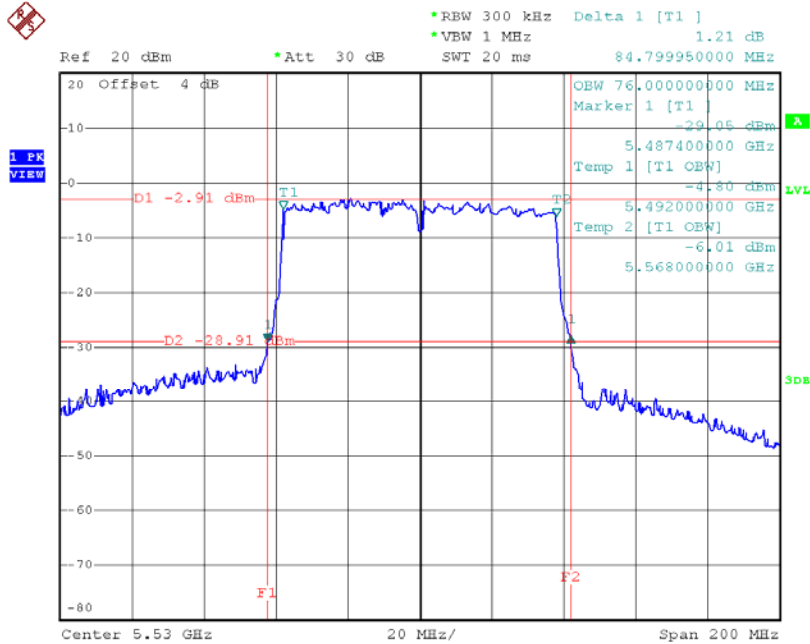
Date: 30.DEC.2016 15:48:15

### TX (11n 40MHz Mode) U-NII 99% Channel bandwidth



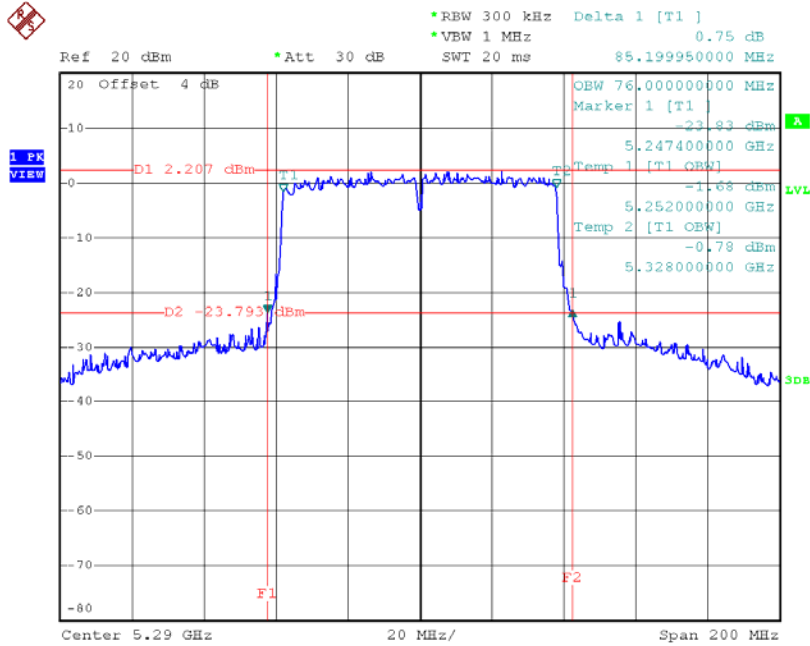
Date: 30.DEC.2016 18:12:45

### TX (11ac 80MHz Mode) U-NII 99% Channel bandwidth



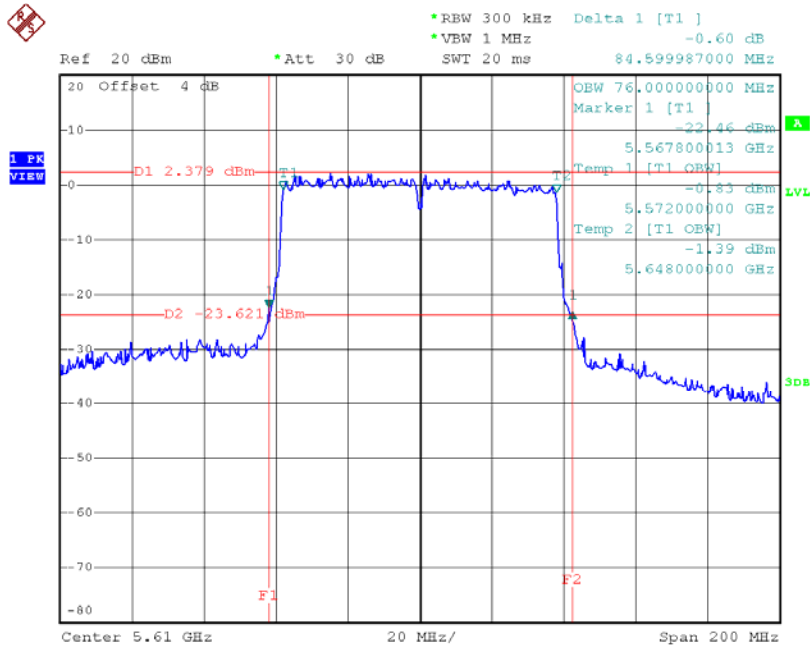
Date: 30.DEC.2016 18:26:57

**TX (11ac 80MHz+80MHz Mode)**  
**U-NII 99% Channel bandwidth\_5290MHz**



Date: 4.JAN.2017 13:29:45

**U-NII 99% Channel bandwidth\_5610MHz**



Date: 4.JAN.2017 13:35:09

11a Mode

| Detection Bandwith test transmission A                   |   |   |   |   |   |   |   |   |   |    |                    |
|--|---|---|---|---|---|---|---|---|---|----|--------------------|
| EUT FREQUENCY  | 5500M   |   |   |   |   |   |   |   |   |    |                    |
| EUT power bandwidth                                      | 17.8MHz   |   |   |   |   |   |   |   |   |    |                    |
| Detection Bandwith limit(100%of EUT 99% Power bandwidth) | 17.8  |   |   |   |   |   |   |   |   |    |                    |
| Detection Bandwith(5509(FH)-5491(FL))                    | 18  |   |   |   |   |   |   |   |   |    |                    |
| Test Result  | PASS  |   |   |   |   |   |   |   |   |    |                    |
|  | DFS Detection Trials (1=Detection, 0= No Detection) |   |   |   |   |   |   |   |   |    | Detection Rate (%) |
| Radar Freq (MHz)   | 1   | 2 | 3 | 4 | 5 | 6 | 7 | 8 | 9 | 10 |                    |
| 5489   | 0   | 0 | 0 | 0 | 0 | 0 | 0 | 0 | 0 | 0  | 0                  |
| 5490   | 1   | 1 | 0 | 1 | 0 | 0 | 1 | 1 | 0 | 1  | 60                 |
| 5491(FL)   | 1   | 1 | 1 | 0 | 1 | 1 | 1 | 1 | 1 | 1  | 90                 |
| 5492   | 1   | 1 | 1 | 1 | 1 | 1 | 1 | 1 | 1 | 1  | 100                |
| 5493   | 1   | 1 | 1 | 1 | 1 | 1 | 1 | 1 | 1 | 1  | 100                |
| 5494   | 1   | 1 | 1 | 1 | 1 | 1 | 1 | 1 | 1 | 1  | 100                |
| 5495   | 1   | 1 | 1 | 1 | 1 | 1 | 1 | 1 | 1 | 1  | 100                |
| 5496   | 1   | 1 | 1 | 1 | 1 | 1 | 1 | 1 | 1 | 1  | 100                |
| 5497   | 1   | 1 | 1 | 1 | 1 | 1 | 1 | 1 | 1 | 1  | 100                |
| 5498   | 1   | 1 | 1 | 1 | 1 | 1 | 1 | 1 | 1 | 1  | 100                |
| 5499   | 1   | 1 | 1 | 1 | 1 | 1 | 1 | 1 | 1 | 1  | 100                |
| 5500   | 1   | 1 | 1 | 1 | 1 | 1 | 1 | 1 | 1 | 1  | 100                |
| 5501   | 1   | 1 | 1 | 1 | 1 | 1 | 1 | 1 | 1 | 1  | 100                |
| 5502   | 1   | 1 | 1 | 1 | 1 | 1 | 1 | 1 | 1 | 1  | 100                |
| 5503   | 1   | 1 | 1 | 1 | 1 | 1 | 1 | 1 | 1 | 1  | 100                |
| 5504   | 1   | 1 | 1 | 1 | 1 | 1 | 1 | 1 | 1 | 1  | 100                |
| 5505   | 1   | 1 | 1 | 1 | 1 | 1 | 1 | 1 | 1 | 1  | 100                |
| 5506   | 1   | 1 | 1 | 1 | 1 | 1 | 1 | 1 | 1 | 1  | 100                |
| 5507   | 1   | 1 | 1 | 1 | 1 | 1 | 1 | 1 | 1 | 1  | 100                |
| 5508   | 1   | 1 | 1 | 1 | 1 | 1 | 1 | 1 | 1 | 1  | 100                |
| 5509(FH)   | 1   | 1 | 1 | 1 | 1 | 0 | 1 | 1 | 1 | 1  | 90                 |
| 5510   | 1   | 1 | 0 | 1 | 0 | 1 | 0 | 1 | 0 | 0  | 50                 |
| 5511   | 0   | 0 | 0 | 0 | 0 | 0 | 0 | 0 | 0 | 0  | 0                  |



11n 40MHz Mode

| Detection Bandwith test tranmission                      |   | 40M     |   |   |   |   |   |   |   |    |                    |
|--|---|---------|---|---|---|---|---|---|---|----|--------------------|
| EUT FREQUENCY  |   | 5550M   |   |   |   |   |   |   |   |    |                    |
| EUT power bandwidth                                      |   | 36.2MHz |   |   |   |   |   |   |   |    |                    |
| Detection Bandwith limit(100%of EUT 99% Power bandwidth) |   | 36.2    |   |   |   |   |   |   |   |    |                    |
| Detection Bandwith(5569(FH)-5531(FL))                    |   | 38      |   |   |   |   |   |   |   |    |                    |
| Test Result  | PASS  |         |   |   |   |   |   |   |   |    |                    |
|  | DFS Detection Trials (1=Detection, 0= No Detection) |         |   |   |   |   |   |   |   |    |                    |
| Radar Freq (MHz)   | 1   | 2       | 3 | 4 | 5 | 6 | 7 | 8 | 9 | 10 | Detection Rate (%) |
| 5529   | 0   | 0       | 0 | 0 | 0 | 0 | 0 | 0 | 0 | 0  | 0                  |
| 5530   | 1   | 1       | 0 | 1 | 1 | 0 | 1 | 0 | 1 | 0  | 60                 |
| 5531(FL)   | 1   | 1       | 1 | 1 | 1 | 1 | 1 | 1 | 1 | 0  | 90                 |
| 5532   | 1   | 1       | 1 | 1 | 1 | 1 | 1 | 0 | 1 | 1  | 90                 |
| 5533   | 1   | 1       | 1 | 1 | 1 | 1 | 1 | 1 | 1 | 1  | 100                |
| 5534   | 1   | 1       | 1 | 1 | 1 | 1 | 1 | 1 | 1 | 1  | 100                |
| 5535   | 1   | 1       | 1 | 1 | 1 | 1 | 1 | 1 | 1 | 1  | 100                |
| 5536   | 1   | 1       | 1 | 1 | 1 | 1 | 1 | 1 | 1 | 1  | 100                |
| 5537   | 1   | 1       | 1 | 1 | 1 | 1 | 1 | 1 | 1 | 1  | 100                |
| 5538   | 1   | 1       | 1 | 1 | 1 | 1 | 1 | 1 | 1 | 1  | 100                |
| 5539   | 1   | 1       | 1 | 1 | 1 | 1 | 1 | 1 | 1 | 1  | 100                |
| 5540   | 1   | 1       | 1 | 1 | 1 | 1 | 1 | 1 | 1 | 1  | 100                |
| 5541   | 1   | 1       | 1 | 1 | 1 | 1 | 1 | 1 | 1 | 1  | 100                |
| 5542   | 1   | 1       | 1 | 1 | 1 | 1 | 1 | 1 | 1 | 1  | 100                |
| 5543   | 1   | 1       | 1 | 1 | 1 | 1 | 1 | 1 | 1 | 1  | 100                |
| 5544   | 1   | 1       | 1 | 1 | 1 | 1 | 1 | 1 | 1 | 1  | 100                |
| 5545   | 1   | 1       | 1 | 1 | 1 | 1 | 1 | 1 | 1 | 1  | 100                |
| 5546   | 1   | 1       | 1 | 1 | 1 | 1 | 1 | 1 | 1 | 1  | 100                |
| 5547   | 1   | 1       | 1 | 1 | 1 | 1 | 1 | 1 | 1 | 1  | 100                |
| 5548   | 1   | 1       | 1 | 1 | 1 | 1 | 1 | 1 | 1 | 1  | 100                |
| 5549   | 1   | 1       | 1 | 1 | 1 | 1 | 1 | 1 | 1 | 1  | 100                |
| 5550   | 1   | 1       | 1 | 1 | 1 | 1 | 1 | 1 | 1 | 1  | 100                |
| 5551   | 1   | 1       | 1 | 1 | 1 | 1 | 1 | 1 | 1 | 1  | 100                |
| 5552   | 1   | 1       | 1 | 1 | 1 | 1 | 1 | 1 | 1 | 1  | 100                |
| 5553   | 1   | 1       | 1 | 1 | 1 | 1 | 1 | 1 | 1 | 1  | 100                |
| 5554   | 1   | 1       | 1 | 1 | 1 | 1 | 1 | 1 | 1 | 1  | 100                |
| 5555   | 1   | 1       | 1 | 1 | 1 | 1 | 1 | 1 | 1 | 1  | 100                |
| 5556   | 1   | 1       | 1 | 1 | 1 | 1 | 1 | 1 | 1 | 1  | 100                |
| 5557   | 1   | 1       | 1 | 1 | 1 | 1 | 1 | 1 | 1 | 1  | 100                |
| 5558   | 1   | 1       | 1 | 1 | 1 | 1 | 1 | 1 | 1 | 1  | 100                |
| 5559   | 1   | 1       | 1 | 1 | 1 | 1 | 1 | 1 | 1 | 1  | 100                |
| 5560   | 1   | 1       | 1 | 1 | 1 | 1 | 1 | 1 | 1 | 1  | 100                |
| 5561   | 1   | 1       | 1 | 1 | 1 | 1 | 1 | 1 | 1 | 1  | 100                |
| 5562   | 1   | 1       | 1 | 1 | 1 | 1 | 1 | 1 | 1 | 1  | 100                |
| 5563   | 1   | 1       | 1 | 1 | 1 | 1 | 1 | 1 | 1 | 1  | 100                |
| 5564   | 1   | 1       | 1 | 1 | 1 | 1 | 1 | 1 | 1 | 1  | 100                |
| 5565   | 1   | 1       | 1 | 1 | 1 | 1 | 1 | 1 | 1 | 1  | 100                |
| 5566   | 1   | 1       | 1 | 1 | 1 | 1 | 1 | 1 | 1 | 1  | 100                |
| 5567   | 1   | 1       | 1 | 1 | 1 | 1 | 1 | 1 | 1 | 1  | 100                |
| 5568   | 1   | 1       | 1 | 1 | 0 | 1 | 1 | 1 | 1 | 1  | 90                 |
| 5569(FH)   | 1   | 1       | 1 | 1 | 1 | 1 | 1 | 0 | 1 | 1  | 90                 |
| 5570   | 0   | 1       | 0 | 1 | 1 | 0 | 1 | 1 | 0 | 0  | 50                 |
| 5571   | 0   | 0       | 0 | 0 | 0 | 0 | 0 | 0 | 0 | 0  | 0                  |

### 11ac 80MHz Mode

| Detection Bandwidth test transmission                     |   | 80M   |   |   |   |   |   |   |   |    |                    |
|---|---|-------|---|---|---|---|---|---|---|----|--------------------|
| EUT FREQUENCY   |   | 5530M |   |   |   |   |   |   |   |    |                    |
| EUT power bandwidth                                       |   | 76    |   |   |   |   |   |   |   |    |                    |
| Detection Bandwidth limit(100%of EUT 99% Power bandwidth) |   | 76    |   |   |   |   |   |   |   |    |                    |
| Detection Bandwidth(5568(FH)-5492(FL))                    |   | 76    |   |   |   |   |   |   |   |    |                    |
| Test Result   | PASS  |       |   |   |   |   |   |   |   |    |                    |
|   | DFS Detection Trials (1=Detection, 0= No Detection) |       |   |   |   |   |   |   |   |    |                    |
| Radar Freq (MHz)  | 1   | 2     | 3 | 4 | 5 | 6 | 7 | 8 | 9 | 10 | Detection Rate (%) |
| 5489  | 0   | 0     | 0 | 0 | 0 | 0 | 0 | 0 | 0 | 0  | 0                  |
| 5490  | 1   | 0     | 0 | 1 | 0 | 1 | 0 | 1 | 0 | 1  | 50                 |
| 5491  | 1   | 0     | 1 | 0 | 0 | 1 | 0 | 1 | 0 | 1  | 50                 |
| 5492(FL)  | 1   | 1     | 1 | 1 | 0 | 1 | 1 | 1 | 1 | 1  | 90                 |
| 5493  | 1   | 1     | 1 | 1 | 1 | 1 | 1 | 1 | 1 | 1  | 100                |
| 5494  | 1   | 1     | 1 | 1 | 1 | 1 | 1 | 1 | 1 | 1  | 100                |
| 5495  | 1   | 1     | 1 | 1 | 1 | 1 | 1 | 1 | 1 | 1  | 100                |
| 5496  | 1   | 1     | 1 | 1 | 1 | 1 | 1 | 1 | 1 | 1  | 100                |
| 5497  | 1   | 1     | 1 | 1 | 1 | 1 | 1 | 1 | 1 | 1  | 100                |
| 5498  | 1   | 1     | 1 | 1 | 1 | 1 | 1 | 1 | 1 | 1  | 100                |
| 5499  | 1   | 1     | 1 | 1 | 1 | 1 | 1 | 1 | 1 | 1  | 100                |
| 5500  | 1   | 1     | 1 | 1 | 1 | 1 | 1 | 1 | 1 | 1  | 100                |
| 5501  | 1   | 1     | 1 | 1 | 1 | 1 | 1 | 1 | 1 | 1  | 100                |
| 5502  | 1   | 1     | 1 | 1 | 1 | 1 | 1 | 1 | 1 | 1  | 100                |
| 5503  | 1   | 1     | 1 | 1 | 1 | 1 | 1 | 1 | 1 | 1  | 100                |
| 5504  | 1   | 1     | 1 | 1 | 1 | 1 | 1 | 1 | 1 | 1  | 100                |
| 5505  | 1   | 1     | 1 | 1 | 1 | 1 | 1 | 1 | 1 | 1  | 100                |
| 5506  | 1   | 1     | 1 | 1 | 1 | 1 | 1 | 1 | 1 | 1  | 100                |
| 5507  | 1   | 1     | 1 | 1 | 1 | 1 | 1 | 1 | 1 | 1  | 100                |
| 5508  | 1   | 1     | 1 | 1 | 1 | 1 | 1 | 1 | 1 | 1  | 100                |
| 5509  | 1   | 1     | 1 | 1 | 1 | 1 | 1 | 1 | 1 | 1  | 100                |
| 5510  | 1   | 1     | 1 | 1 | 1 | 1 | 1 | 1 | 1 | 1  | 100                |
| 5511  | 1   | 1     | 1 | 1 | 1 | 1 | 1 | 1 | 1 | 1  | 100                |
| 5512  | 1   | 1     | 1 | 1 | 1 | 1 | 1 | 1 | 1 | 1  | 100                |
| 5513  | 1   | 1     | 1 | 1 | 1 | 1 | 1 | 1 | 1 | 1  | 100                |
| 5514  | 1   | 1     | 1 | 1 | 1 | 1 | 1 | 1 | 1 | 1  | 100                |
| 5515  | 1   | 1     | 1 | 1 | 1 | 1 | 1 | 1 | 1 | 1  | 100                |
| 5516  | 1   | 1     | 1 | 1 | 1 | 1 | 1 | 1 | 1 | 1  | 100                |
| 5517  | 1   | 1     | 1 | 1 | 1 | 1 | 1 | 1 | 1 | 1  | 100                |
| 5518  | 1   | 1     | 1 | 1 | 1 | 1 | 1 | 1 | 1 | 1  | 100                |
| 5519  | 1   | 1     | 1 | 1 | 1 | 1 | 1 | 1 | 1 | 1  | 100                |
| 5520  | 1   | 1     | 1 | 1 | 1 | 1 | 1 | 1 | 1 | 1  | 100                |
| 5521  | 1   | 1     | 1 | 1 | 1 | 1 | 1 | 1 | 1 | 1  | 100                |
| 5522  | 1   | 1     | 1 | 1 | 1 | 1 | 1 | 1 | 1 | 1  | 100                |
| 5523  | 1   | 1     | 1 | 1 | 1 | 1 | 1 | 1 | 1 | 1  | 100                |
| 5524  | 1   | 1     | 1 | 1 | 1 | 1 | 1 | 1 | 1 | 1  | 100                |
| 5525  | 1   | 1     | 1 | 1 | 1 | 1 | 1 | 1 | 1 | 1  | 100                |
| 5526  | 1   | 1     | 1 | 1 | 1 | 1 | 1 | 1 | 1 | 1  | 100                |
| 5527  | 1   | 1     | 1 | 1 | 1 | 1 | 1 | 1 | 1 | 1  | 100                |
| 5528  | 1   | 1     | 1 | 1 | 1 | 1 | 1 | 1 | 1 | 1  | 100                |
| 5529  | 1   | 1     | 1 | 1 | 1 | 1 | 1 | 1 | 1 | 1  | 100                |
| 5530  | 1   | 1     | 1 | 1 | 1 | 1 | 1 | 1 | 1 | 1  | 100                |
| 5531  | 1   | 1     | 1 | 1 | 1 | 1 | 1 | 1 | 1 | 1  | 100                |
| 5532  | 1   | 1     | 1 | 1 | 1 | 1 | 1 | 1 | 1 | 1  | 100                |
| 5533  | 1   | 1     | 1 | 1 | 1 | 1 | 1 | 1 | 1 | 1  | 100                |
| 5534  | 1   | 1     | 1 | 1 | 1 | 1 | 1 | 1 | 1 | 1  | 100                |
| 5535  | 1   | 1     | 1 | 1 | 1 | 1 | 1 | 1 | 1 | 1  | 100                |
| 5536  | 1   | 1     | 1 | 1 | 1 | 1 | 1 | 1 | 1 | 1  | 100                |
| 5537  | 1   | 1     | 1 | 1 | 1 | 1 | 1 | 1 | 1 | 1  | 100                |
| 5538  | 1   | 1     | 1 | 1 | 1 | 1 | 1 | 1 | 1 | 1  | 100                |
| 5539  | 1   | 1     | 1 | 1 | 1 | 1 | 1 | 1 | 1 | 1  | 100                |
| 5540  | 1   | 1     | 1 | 1 | 1 | 1 | 1 | 1 | 1 | 1  | 100                |
| 5541  | 1   | 1     | 1 | 1 | 1 | 1 | 1 | 1 | 1 | 1  | 100                |
| 5542  | 1   | 1     | 1 | 1 | 1 | 1 | 1 | 1 | 1 | 1  | 100                |
| 5543  | 1   | 1     | 1 | 1 | 1 | 1 | 1 | 1 | 1 | 1  | 100                |
| 5544  | 1   | 1     | 1 | 1 | 1 | 1 | 1 | 1 | 1 | 1  | 100                |
| 5545  | 1   | 1     | 1 | 1 | 1 | 1 | 1 | 1 | 1 | 1  | 100                |
| 5546  | 1   | 1     | 1 | 1 | 1 | 1 | 1 | 1 | 1 | 1  | 100                |

|          |   |   |   |   |   |   |   |   |   |   |   |     |
|----------|---|---|---|---|---|---|---|---|---|---|---|-----|
| 5547     | 1 | 1 | 1 | 1 | 1 | 1 | 1 | 1 | 1 | 1 | 1 | 100 |
| 5548     | 1 | 1 | 1 | 1 | 1 | 1 | 1 | 1 | 1 | 1 | 1 | 100 |
| 5549     | 1 | 1 | 1 | 1 | 1 | 1 | 1 | 1 | 1 | 1 | 1 | 100 |
| 5550     | 1 | 1 | 1 | 1 | 1 | 1 | 1 | 1 | 1 | 1 | 1 | 100 |
| 5551     | 1 | 1 | 1 | 1 | 1 | 1 | 1 | 1 | 1 | 1 | 1 | 100 |
| 5552     | 1 | 1 | 1 | 1 | 1 | 1 | 1 | 1 | 1 | 1 | 1 | 100 |
| 5553     | 1 | 1 | 1 | 1 | 1 | 1 | 1 | 1 | 1 | 1 | 1 | 100 |
| 5554     | 1 | 1 | 1 | 1 | 1 | 1 | 1 | 1 | 1 | 1 | 1 | 100 |
| 5555     | 1 | 1 | 1 | 1 | 1 | 1 | 1 | 1 | 1 | 1 | 1 | 100 |
| 5556     | 1 | 1 | 1 | 1 | 1 | 1 | 1 | 1 | 1 | 1 | 1 | 100 |
| 5557     | 1 | 1 | 1 | 1 | 1 | 1 | 1 | 1 | 1 | 1 | 1 | 100 |
| 5558     | 1 | 1 | 1 | 1 | 1 | 1 | 1 | 1 | 1 | 1 | 1 | 100 |
| 5559     | 1 | 1 | 1 | 1 | 1 | 1 | 1 | 1 | 1 | 1 | 1 | 100 |
| 5560     | 1 | 1 | 1 | 1 | 1 | 1 | 1 | 1 | 1 | 1 | 1 | 100 |
| 5561     | 1 | 1 | 1 | 1 | 1 | 1 | 1 | 1 | 1 | 1 | 1 | 100 |
| 5562     | 1 | 1 | 1 | 1 | 1 | 1 | 1 | 1 | 1 | 1 | 1 | 100 |
| 5563     | 1 | 1 | 1 | 1 | 1 | 1 | 1 | 1 | 1 | 1 | 1 | 100 |
| 5564     | 1 | 1 | 1 | 1 | 1 | 1 | 1 | 1 | 1 | 1 | 1 | 100 |
| 5565     | 1 | 1 | 1 | 1 | 1 | 1 | 1 | 1 | 1 | 1 | 1 | 100 |
| 5566     | 1 | 1 | 1 | 1 | 1 | 1 | 1 | 1 | 1 | 1 | 1 | 100 |
| 5567     | 1 | 1 | 1 | 1 | 1 | 1 | 1 | 1 | 1 | 1 | 1 | 100 |
| 5568(FH) | 1 | 1 | 1 | 1 | 0 | 1 | 1 | 1 | 1 | 1 | 1 | 90  |
| 5569     | 0 | 0 | 1 | 1 | 0 | 1 | 0 | 1 | 1 | 1 | 1 | 60  |
| 5570     | 1 | 0 | 1 | 0 | 1 | 0 | 0 | 1 | 0 | 1 | 1 | 50  |
| 5571     | 0 | 0 | 0 | 0 | 0 | 0 | 0 | 0 | 0 | 0 | 0 | 0   |

11ac 80MHz+80MHz Mode\_5290MHz

|   |   |          |   |   |   |   |   |   |   |    |   |                    |
|---|---|----------|---|---|---|---|---|---|---|----|---|--------------------|
| Detection Bandwidth test transmission                     |   | AC80+80M |   |   |   |   |   |   |   |    |   |                    |
| EUT FREQUENCY   |   | 5290M    |   |   |   |   |   |   |   |    |   |                    |
| EUT power bandwidth                                       |   | 76       |   |   |   |   |   |   |   |    |   |                    |
| Detection Bandwidth limit(100%of EUT 99% Power bandwidth) |   | 76       |   |   |   |   |   |   |   |    |   |                    |
| Detection Bandwidth(5328(FH)-5252(FL))                    |   | 76       |   |   |   |   |   |   |   |    |   |                    |
| Test Result   |   | PASS     |   |   |   |   |   |   |   |    |   |                    |
| Radar Freq (MHz)  | DFS Detection Trials (1=Detection, 0= No Detection) |          |   |   |   |   |   |   |   |    |   | Detection Rate (%) |
|   | 1   | 2        | 3 | 4 | 5 | 6 | 7 | 8 | 9 | 10 |   |                    |
| 5249  | 0   | 0        | 0 | 0 | 0 | 0 | 0 | 0 | 0 | 0  | 0 | 0                  |
| 5250  | 1   | 0        | 1 | 0 | 1 | 0 | 1 | 0 | 1 | 0  | 1 | 50                 |
| 5251  | 0   | 0        | 1 | 1 | 1 | 0 | 1 | 1 | 0 | 0  | 0 | 50                 |
| 5252  | 1   | 1        | 1 | 1 | 0 | 1 | 1 | 1 | 1 | 1  | 1 | 90                 |
| 5253  | 1   | 1        | 1 | 1 | 1 | 1 | 1 | 1 | 1 | 1  | 1 | 100                |
| 5254  | 1   | 1        | 1 | 1 | 1 | 1 | 1 | 1 | 1 | 1  | 1 | 100                |
| 5255  | 1   | 1        | 1 | 1 | 1 | 1 | 1 | 1 | 1 | 1  | 1 | 100                |
| 5256  | 1   | 1        | 1 | 1 | 1 | 1 | 1 | 1 | 1 | 1  | 1 | 100                |
| 5257  | 1   | 1        | 1 | 1 | 1 | 1 | 1 | 1 | 1 | 1  | 1 | 100                |
| 5258  | 1   | 1        | 1 | 1 | 1 | 1 | 1 | 1 | 1 | 1  | 1 | 100                |
| 5259  | 1   | 1        | 1 | 1 | 1 | 1 | 1 | 1 | 1 | 1  | 1 | 100                |
| 5260  | 1   | 1        | 1 | 1 | 1 | 1 | 1 | 1 | 1 | 1  | 1 | 100                |
| 5261  | 1   | 1        | 1 | 1 | 1 | 1 | 1 | 1 | 1 | 1  | 1 | 100                |
| 5262  | 1   | 1        | 1 | 1 | 1 | 1 | 1 | 1 | 1 | 1  | 1 | 100                |
| 5263  | 1   | 1        | 1 | 1 | 1 | 1 | 1 | 1 | 1 | 1  | 1 | 100                |
| 5264  | 1   | 1        | 1 | 1 | 1 | 1 | 1 | 1 | 1 | 1  | 1 | 100                |
| 5265  | 1   | 1        | 1 | 1 | 1 | 1 | 1 | 1 | 1 | 1  | 1 | 100                |
| 5266  | 1   | 1        | 1 | 1 | 1 | 1 | 1 | 1 | 1 | 1  | 1 | 100                |
| 5267  | 1   | 1        | 1 | 1 | 1 | 1 | 1 | 1 | 1 | 1  | 1 | 100                |
| 5268  | 1   | 1        | 1 | 1 | 1 | 1 | 1 | 1 | 1 | 1  | 1 | 100                |
| 5269  | 1   | 1        | 1 | 1 | 1 | 1 | 1 | 1 | 1 | 1  | 1 | 100                |
| 5270  | 1   | 1        | 1 | 1 | 1 | 1 | 1 | 1 | 1 | 1  | 1 | 100                |
| 5271  | 1   | 1        | 1 | 1 | 1 | 1 | 1 | 1 | 1 | 1  | 1 | 100                |
| 5272  | 1   | 1        | 1 | 1 | 1 | 1 | 1 | 1 | 1 | 1  | 1 | 100                |
| 5273  | 1   | 1        | 1 | 1 | 1 | 1 | 1 | 1 | 1 | 1  | 1 | 100                |
| 5274  | 1   | 1        | 1 | 1 | 1 | 1 | 1 | 1 | 1 | 1  | 1 | 100                |
| 5275  | 1   | 1        | 1 | 1 | 1 | 1 | 1 | 1 | 1 | 1  | 1 | 100                |
| 5276  | 1   | 1        | 1 | 1 | 1 | 1 | 1 | 1 | 1 | 1  | 1 | 100                |
| 5277  | 1   | 1        | 1 | 1 | 1 | 1 | 1 | 1 | 1 | 1  | 1 | 100                |
| 5278  | 1   | 1        | 1 | 1 | 1 | 1 | 1 | 1 | 1 | 1  | 1 | 100                |
| 5279  | 1   | 1        | 1 | 1 | 1 | 1 | 1 | 1 | 1 | 1  | 1 | 100                |
| 5280  | 1   | 1        | 1 | 1 | 1 | 1 | 1 | 1 | 1 | 1  | 1 | 100                |
| 5281  | 1   | 1        | 1 | 1 | 1 | 1 | 1 | 1 | 1 | 1  | 1 | 100                |
| 5282  | 1   | 1        | 1 | 1 | 1 | 1 | 1 | 1 | 1 | 1  | 1 | 100                |
| 5283  | 1   | 1        | 1 | 1 | 1 | 1 | 1 | 1 | 1 | 1  | 1 | 100                |
| 5284  | 1   | 1        | 1 | 1 | 1 | 1 | 1 | 1 | 1 | 1  | 1 | 100                |
| 5285  | 1   | 1        | 1 | 1 | 1 | 1 | 1 | 1 | 1 | 1  | 1 | 100                |
| 5286  | 1   | 1        | 1 | 1 | 1 | 1 | 1 | 1 | 1 | 1  | 1 | 100                |
| 5287  | 1   | 1        | 1 | 1 | 1 | 1 | 1 | 1 | 1 | 1  | 1 | 100                |
| 5288  | 1   | 1        | 1 | 1 | 1 | 1 | 1 | 1 | 1 | 1  | 1 | 100                |
| 5289  | 1   | 1        | 1 | 1 | 1 | 1 | 1 | 1 | 1 | 1  | 1 | 100                |
| 5290  | 1   | 1        | 1 | 1 | 1 | 1 | 1 | 1 | 1 | 1  | 1 | 100                |
| 5291  | 1   | 1        | 1 | 1 | 1 | 1 | 1 | 1 | 1 | 1  | 1 | 100                |
| 5292  | 1   | 1        | 1 | 1 | 1 | 1 | 1 | 1 | 1 | 1  | 1 | 100                |
| 5293  | 1   | 1        | 1 | 1 | 1 | 1 | 1 | 1 | 1 | 1  | 1 | 100                |
| 5294  | 1   | 1        | 1 | 1 | 1 | 1 | 1 | 1 | 1 | 1  | 1 | 100                |
| 5295  | 1   | 1        | 1 | 1 | 1 | 1 | 1 | 1 | 1 | 1  | 1 | 100                |
| 5296  | 1   | 1        | 1 | 1 | 1 | 1 | 1 | 1 | 1 | 1  | 1 | 100                |
| 5297  | 1   | 1        | 1 | 1 | 1 | 1 | 1 | 1 | 1 | 1  | 1 | 100                |
| 5298  | 1   | 1        | 1 | 1 | 1 | 1 | 1 | 1 | 1 | 1  | 1 | 100                |
| 5299  | 1   | 1        | 1 | 1 | 1 | 1 | 1 | 1 | 1 | 1  | 1 | 100                |
| 5300  | 1   | 1        | 1 | 1 | 1 | 1 | 1 | 1 | 1 | 1  | 1 | 100                |
| 5301  | 1   | 1        | 1 | 1 | 1 | 1 | 1 | 1 | 1 | 1  | 1 | 100                |
| 5302  | 1   | 1        | 1 | 1 | 1 | 1 | 1 | 1 | 1 | 1  | 1 | 100                |
| 5303  | 1   | 1        | 1 | 1 | 1 | 1 | 1 | 1 | 1 | 1  | 1 | 100                |
| 5304  | 1   | 1        | 1 | 1 | 1 | 1 | 1 | 1 | 1 | 1  | 1 | 100                |
| 5305  | 1   | 1        | 1 | 1 | 1 | 1 | 1 | 1 | 1 | 1  | 1 | 100                |
| 5306  | 1   | 1        | 1 | 1 | 1 | 1 | 1 | 1 | 1 | 1  | 1 | 100                |

|      |   |   |   |   |   |   |   |   |   |   |   |     |
|------|---|---|---|---|---|---|---|---|---|---|---|-----|
| 5307 | 1 | 1 | 1 | 1 | 1 | 1 | 1 | 1 | 1 | 1 | 1 | 100 |
| 5308 | 1 | 1 | 1 | 1 | 1 | 1 | 1 | 1 | 1 | 1 | 1 | 100 |
| 5309 | 1 | 1 | 1 | 1 | 1 | 1 | 1 | 1 | 1 | 1 | 1 | 100 |
| 5310 | 1 | 1 | 1 | 1 | 1 | 1 | 1 | 1 | 1 | 1 | 1 | 100 |
| 5311 | 1 | 1 | 1 | 1 | 1 | 1 | 1 | 1 | 1 | 1 | 1 | 100 |
| 5312 | 1 | 1 | 1 | 1 | 1 | 1 | 1 | 1 | 1 | 1 | 1 | 100 |
| 5313 | 1 | 1 | 1 | 1 | 1 | 1 | 1 | 1 | 1 | 1 | 1 | 100 |
| 5314 | 1 | 1 | 1 | 1 | 1 | 1 | 1 | 1 | 1 | 1 | 1 | 100 |
| 5315 | 1 | 1 | 1 | 1 | 1 | 1 | 1 | 1 | 1 | 1 | 1 | 100 |
| 5316 | 1 | 1 | 1 | 1 | 1 | 1 | 1 | 1 | 1 | 1 | 1 | 100 |
| 5317 | 1 | 1 | 1 | 1 | 1 | 1 | 1 | 1 | 1 | 1 | 1 | 100 |
| 5318 | 1 | 1 | 1 | 1 | 1 | 1 | 1 | 1 | 1 | 1 | 1 | 100 |
| 5319 | 1 | 1 | 1 | 1 | 1 | 1 | 1 | 1 | 1 | 1 | 1 | 100 |
| 5320 | 1 | 1 | 1 | 1 | 1 | 1 | 1 | 1 | 1 | 1 | 1 | 100 |
| 5321 | 1 | 1 | 1 | 1 | 1 | 1 | 1 | 1 | 1 | 1 | 1 | 100 |
| 5322 | 1 | 1 | 1 | 1 | 1 | 1 | 1 | 1 | 1 | 1 | 1 | 100 |
| 5323 | 1 | 1 | 1 | 1 | 1 | 1 | 1 | 1 | 1 | 1 | 1 | 100 |
| 5324 | 1 | 1 | 1 | 1 | 1 | 1 | 1 | 1 | 1 | 1 | 1 | 100 |
| 5325 | 1 | 1 | 1 | 1 | 1 | 1 | 1 | 1 | 1 | 1 | 1 | 100 |
| 5326 | 1 | 1 | 1 | 1 | 1 | 1 | 1 | 1 | 1 | 1 | 1 | 100 |
| 5327 | 1 | 1 | 1 | 1 | 1 | 1 | 1 | 1 | 1 | 1 | 1 | 100 |
| 5328 | 1 | 1 | 1 | 0 | 1 | 1 | 1 | 1 | 1 | 1 | 1 | 90  |
| 5329 | 0 | 1 | 0 | 0 | 1 | 1 | 1 | 0 | 1 | 1 | 1 | 60  |
| 5330 | 1 | 0 | 1 | 1 | 0 | 0 | 1 | 0 | 1 | 0 | 0 | 50  |
| 5331 | 0 | 0 | 0 | 0 | 0 | 0 | 0 | 0 | 0 | 0 | 0 | 0   |

11ac 80MHz +80MHzMode\_5610MHz

| Detection Bandwith test transmission                     |   | AC80+80M  |   |   |   |   |   |   |   |    |                    |  |
|--|---|---|---|---|---|---|---|---|---|----|--------------------|--|
| EUT FREQUENCY  |   | 5610M   |   |   |   |   |   |   |   |    |                    |  |
| EUT power bandwidth                                      |   | 76  |   |   |   |   |   |   |   |    |                    |  |
| Detection Bandwith limit(100%of EUT 99% Power bandwidth) |   | 76  |   |   |   |   |   |   |   |    |                    |  |
| Detection Bandwith(5648(FH)-5572(FL))                    |   | 76  |   |   |   |   |   |   |   |    |                    |  |
| Test Result  |   | PASS  |   |   |   |   |   |   |   |    |                    |  |
|  |   | DFS Detection Trials (1=Detection, 0= No Detection) |   |   |   |   |   |   |   |    |                    |  |
| Radar Freq (MHz)   | 1 | 2   | 3 | 4 | 5 | 6 | 7 | 8 | 9 | 10 | Detection Rate (%) |  |
| 5569   | 0 | 0   | 0 | 0 | 0 | 0 | 0 | 0 | 0 | 0  | 0                  |  |
| 5570   | 1 | 0   | 0 | 1 | 0 | 0 | 1 | 1 | 1 | 0  | 50                 |  |
| 5571   | 1 | 0   | 1 | 1 | 0 | 0 | 1 | 1 | 0 | 0  | 50                 |  |
| 5572   | 1 | 1   | 1 | 1 | 1 | 1 | 1 | 1 | 1 | 1  | 100                |  |
| 5573   | 1 | 1   | 1 | 1 | 1 | 1 | 1 | 1 | 1 | 1  | 100                |  |
| 5574   | 1 | 1   | 1 | 1 | 1 | 1 | 1 | 1 | 1 | 1  | 100                |  |
| 5575   | 1 | 1   | 1 | 1 | 1 | 1 | 1 | 1 | 1 | 1  | 100                |  |
| 5576   | 1 | 1   | 1 | 1 | 1 | 1 | 1 | 1 | 1 | 1  | 100                |  |
| 5577   | 1 | 1   | 1 | 1 | 1 | 1 | 1 | 1 | 1 | 1  | 100                |  |
| 5578   | 1 | 1   | 1 | 1 | 1 | 1 | 1 | 1 | 1 | 1  | 100                |  |
| 5579   | 1 | 1   | 1 | 1 | 1 | 1 | 1 | 1 | 1 | 1  | 100                |  |
| 5580   | 1 | 1   | 1 | 1 | 1 | 1 | 1 | 1 | 1 | 1  | 100                |  |
| 5581   | 1 | 1   | 1 | 1 | 1 | 1 | 1 | 1 | 1 | 1  | 100                |  |
| 5582   | 1 | 1   | 1 | 1 | 1 | 1 | 1 | 1 | 1 | 1  | 100                |  |
| 5583   | 1 | 1   | 1 | 1 | 1 | 1 | 1 | 1 | 1 | 1  | 100                |  |
| 5584   | 1 | 1   | 1 | 1 | 1 | 1 | 1 | 1 | 1 | 1  | 100                |  |
| 5585   | 1 | 1   | 1 | 1 | 1 | 1 | 1 | 1 | 1 | 1  | 100                |  |
| 5586   | 1 | 1   | 1 | 1 | 1 | 1 | 1 | 1 | 1 | 1  | 100                |  |
| 5587   | 1 | 1   | 1 | 1 | 1 | 1 | 1 | 1 | 1 | 1  | 100                |  |
| 5588   | 1 | 1   | 1 | 1 | 1 | 1 | 1 | 1 | 1 | 1  | 100                |  |
| 5589   | 1 | 1   | 1 | 1 | 1 | 1 | 1 | 1 | 1 | 1  | 100                |  |
| 5590   | 1 | 1   | 1 | 1 | 1 | 1 | 1 | 1 | 1 | 1  | 100                |  |
| 5591   | 1 | 1   | 1 | 1 | 1 | 1 | 1 | 1 | 1 | 1  | 100                |  |
| 5592   | 1 | 1   | 1 | 1 | 1 | 1 | 1 | 1 | 1 | 1  | 100                |  |
| 5593   | 1 | 1   | 1 | 1 | 1 | 1 | 1 | 1 | 1 | 1  | 100                |  |
| 5594   | 1 | 1   | 1 | 1 | 1 | 1 | 1 | 1 | 1 | 1  | 100                |  |
| 5595   | 1 | 1   | 1 | 1 | 1 | 1 | 1 | 1 | 1 | 1  | 100                |  |
| 5596   | 1 | 1   | 1 | 1 | 1 | 1 | 1 | 1 | 1 | 1  | 100                |  |
| 5597   | 1 | 1   | 1 | 1 | 1 | 1 | 1 | 1 | 1 | 1  | 100                |  |
| 5598   | 1 | 1   | 1 | 1 | 1 | 1 | 1 | 1 | 1 | 1  | 100                |  |
| 5599   | 1 | 1   | 1 | 1 | 1 | 1 | 1 | 1 | 1 | 1  | 100                |  |
| 5600   | 1 | 1   | 1 | 1 | 1 | 1 | 1 | 1 | 1 | 1  | 100                |  |
| 5601   | 1 | 1   | 1 | 1 | 1 | 1 | 1 | 1 | 1 | 1  | 100                |  |
| 5602   | 1 | 1   | 1 | 1 | 1 | 1 | 1 | 1 | 1 | 1  | 100                |  |
| 5603   | 1 | 1   | 1 | 1 | 1 | 1 | 1 | 1 | 1 | 1  | 100                |  |
| 5604   | 1 | 1   | 1 | 1 | 1 | 1 | 1 | 1 | 1 | 1  | 100                |  |
| 5605   | 1 | 1   | 1 | 1 | 1 | 1 | 1 | 1 | 1 | 1  | 100                |  |
| 5606   | 1 | 1   | 1 | 1 | 1 | 1 | 1 | 1 | 1 | 1  | 100                |  |
| 5607   | 1 | 1   | 1 | 1 | 1 | 1 | 1 | 1 | 1 | 1  | 100                |  |
| 5608   | 1 | 1   | 1 | 1 | 1 | 1 | 1 | 1 | 1 | 1  | 100                |  |
| 5609   | 1 | 1   | 1 | 1 | 1 | 1 | 1 | 1 | 1 | 1  | 100                |  |
| 5610   | 1 | 1   | 1 | 1 | 1 | 1 | 1 | 1 | 1 | 1  | 100                |  |
| 5611   | 1 | 1   | 1 | 1 | 1 | 1 | 1 | 1 | 1 | 1  | 100                |  |
| 5612   | 1 | 1   | 1 | 1 | 1 | 1 | 1 | 1 | 1 | 1  | 100                |  |
| 5613   | 1 | 1   | 1 | 1 | 1 | 1 | 1 | 1 | 1 | 1  | 100                |  |
| 5614   | 1 | 1   | 1 | 1 | 1 | 1 | 1 | 1 | 1 | 1  | 100                |  |
| 5615   | 1 | 1   | 1 | 1 | 1 | 1 | 1 | 1 | 1 | 1  | 100                |  |
| 5616   | 1 | 1   | 1 | 1 | 1 | 1 | 1 | 1 | 1 | 1  | 100                |  |
| 5617   | 1 | 1   | 1 | 1 | 1 | 1 | 1 | 1 | 1 | 1  | 100                |  |
| 5618   | 1 | 1   | 1 | 1 | 1 | 1 | 1 | 1 | 1 | 1  | 100                |  |
| 5619   | 1 | 1   | 1 | 1 | 1 | 1 | 1 | 1 | 1 | 1  | 100                |  |
| 5620   | 1 | 1   | 1 | 1 | 1 | 1 | 1 | 1 | 1 | 1  | 100                |  |
| 5621   | 1 | 1   | 1 | 1 | 1 | 1 | 1 | 1 | 1 | 1  | 100                |  |
| 5622   | 1 | 1   | 1 | 1 | 1 | 1 | 1 | 1 | 1 | 1  | 100                |  |
| 5623   | 1 | 1   | 1 | 1 | 1 | 1 | 1 | 1 | 1 | 1  | 100                |  |
| 5624   | 1 | 1   | 1 | 1 | 1 | 1 | 1 | 1 | 1 | 1  | 100                |  |
| 5625   | 1 | 1   | 1 | 1 | 1 | 1 | 1 | 1 | 1 | 1  | 100                |  |
| 5626   | 1 | 1   | 1 | 1 | 1 | 1 | 1 | 1 | 1 | 1  | 100                |  |

|      |   |   |   |   |   |   |   |   |   |   |   |     |
|------|---|---|---|---|---|---|---|---|---|---|---|-----|
| 5627 | 1 | 1 | 1 | 1 | 1 | 1 | 1 | 1 | 1 | 1 | 1 | 100 |
| 5628 | 1 | 1 | 1 | 1 | 1 | 1 | 1 | 1 | 1 | 1 | 1 | 100 |
| 5629 | 1 | 1 | 1 | 1 | 1 | 1 | 1 | 1 | 1 | 1 | 1 | 100 |
| 5630 | 1 | 1 | 1 | 1 | 1 | 1 | 1 | 1 | 1 | 1 | 1 | 100 |
| 5631 | 1 | 1 | 1 | 1 | 1 | 1 | 1 | 1 | 1 | 1 | 1 | 100 |
| 5632 | 1 | 1 | 1 | 1 | 1 | 1 | 1 | 1 | 1 | 1 | 1 | 100 |
| 5633 | 1 | 1 | 1 | 1 | 1 | 1 | 1 | 1 | 1 | 1 | 1 | 100 |
| 5634 | 1 | 1 | 1 | 1 | 1 | 1 | 1 | 1 | 1 | 1 | 1 | 100 |
| 5635 | 1 | 1 | 1 | 1 | 1 | 1 | 1 | 1 | 1 | 1 | 1 | 100 |
| 5636 | 1 | 1 | 1 | 1 | 1 | 1 | 1 | 1 | 1 | 1 | 1 | 100 |
| 5637 | 1 | 1 | 1 | 1 | 1 | 1 | 1 | 1 | 1 | 1 | 1 | 100 |
| 5638 | 1 | 1 | 1 | 1 | 1 | 1 | 1 | 1 | 1 | 1 | 1 | 100 |
| 5639 | 1 | 1 | 1 | 1 | 1 | 1 | 1 | 1 | 1 | 1 | 1 | 100 |
| 5640 | 1 | 1 | 1 | 1 | 1 | 1 | 1 | 1 | 1 | 1 | 1 | 100 |
| 5641 | 1 | 1 | 1 | 1 | 1 | 1 | 1 | 1 | 1 | 1 | 1 | 100 |
| 5642 | 1 | 1 | 1 | 1 | 1 | 1 | 1 | 1 | 1 | 1 | 1 | 100 |
| 5643 | 1 | 1 | 1 | 1 | 1 | 1 | 1 | 1 | 1 | 1 | 1 | 100 |
| 5644 | 1 | 1 | 1 | 1 | 1 | 1 | 1 | 1 | 1 | 1 | 1 | 100 |
| 5645 | 1 | 1 | 1 | 1 | 1 | 1 | 1 | 1 | 1 | 1 | 1 | 100 |
| 5646 | 1 | 1 | 1 | 1 | 1 | 1 | 1 | 1 | 1 | 1 | 1 | 100 |
| 5647 | 1 | 1 | 1 | 1 | 1 | 1 | 1 | 1 | 1 | 1 | 1 | 100 |
| 5648 | 1 | 1 | 1 | 1 | 1 | 1 | 1 | 1 | 0 | 1 | 1 | 90  |
| 5649 | 1 | 0 | 1 | 0 | 0 | 1 | 0 | 1 | 1 | 0 | 0 | 50  |
| 5650 | 0 | 1 | 1 | 1 | 0 | 0 | 1 | 0 | 1 | 0 | 0 | 50  |
| 5651 | 0 | 0 | 0 | 0 | 0 | 0 | 0 | 0 | 0 | 0 | 0 | 0   |

### 7. EUT TEST PHOTO

