

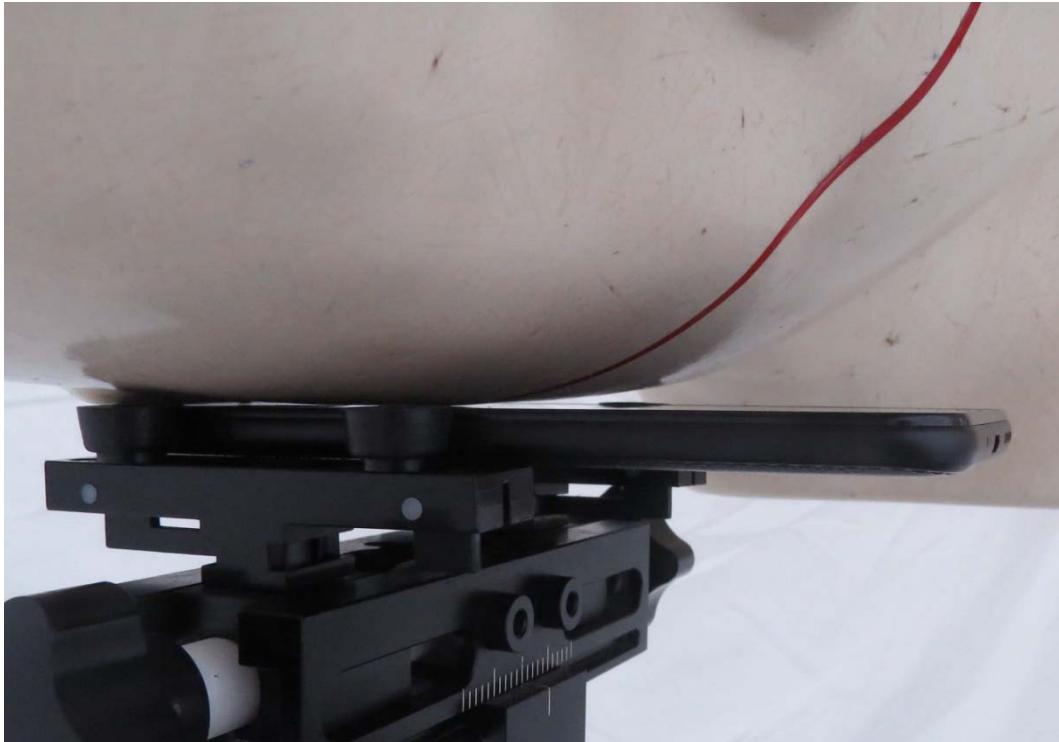
R1906H0117-S1 ANNEX K: SAR Test Setup




Picture 1: Left Hand Touch Cheek Position



Picture 2: Left Hand Tilt 15 Degree Position



Picture 3: Right Hand Touch Cheek Position




Picture 4: Right Hand Tilt 15 Degree Position



Picture 5: Back Side, the distance from handset to the bottom of the Phantom is 15mm




Picture 6: Front Side, the distance from handset to the bottom of the Phantom is 15mm




Picture 7: Back Side, the distance from handset to the bottom of the Phantom is 18mm



Picture 8: Back Side, the distance from handset to the bottom of the Phantom is 10mm



Picture 9: Front Side, the distance from handset to the bottom of the Phantom is 10mm



Picture 10: Left Side, the distance from handset to the bottom of the Phantom is 10mm



Picture 11: Right Side, the distance from handset to the bottom of the Phantom is 10mm



Picture 12: Top Edge, the distance from handset to the bottom of the Phantom is 10mm



Picture 13: Bottom Edge, the distance from handset to the bottom of the Phantom is 10mm