



No. 1 Workshop, M-10, Middle section, Science & Technology Park, Nanshan District, Shenzhen, Guangdong, China 518057

Telephone: +86 (0) 755 2601 2053  
 Fax: +86 (0) 755 2671 0594  
 Email: ee.shenzhen@sgs.com

Report No.: SZEM180700624404  
 Page: 1 of 404

# FCC TEST REPORT

**Application No:** SZEM1807006244RG  
**Applicant:** Huawei Technologies Co.,Ltd.  
**Address of Applicant:** Administration Building, Headquarters of Huawei Technologies Co., Ltd., Bantian,Longgang District, Shenzhen, 518129, P.R.C  
**Manufacturer:** Huawei Technologies Co.,Ltd.  
**Address of Manufacturer:** Administration Building, Headquarters of Huawei Technologies Co., Ltd., Bantian,Longgang District, Shenzhen, 518129, P.R.C  
**Product Name:** Tablet  
**Model No.(EUT):** AGS2-W19  
**Trade Mark::** HUAWEI  
**FCC ID:** QISAGS2-W19  
**Standards:** 47 CFR FCC Part 2, Subpart J  
 47 CFR FCC Part 15, Subpart C  
 47 CFR FCC Part 15, Subpart E  
 KDB 789033 D02 General UNII Test Procedures New Rules v02  
 FCC KDB 558074 D01 DTS Meas Guidance v04  
**Test Method:** KDB 789033 D02  
 KDB 905462 D02  
 ANSI C63.10-2013, American National Standard for Testing Unlicensed Wireless Devices  
**Date of Receipt:** 2018-07-10  
**Date of Test:** 2018-07-11 to 2018-07-23  
**Date of Issue:** 2018-07-24

<b>Test Result:</b>	<b>PASS *</b>
---------------------	---------------

. \* In the configuration tested, the EUT complied with the standards specified above.

Authorized Signature:

Derek Yang  
 Wireless Laboratory Manager

The manufacturer should ensure that all products in series production are in conformity with the product sample detailed in this report. If the product in this report is used in any configuration other than that detailed in the report, the manufacturer must ensure the new system complies with all relevant standards. Any mention of SGS International Electrical Approvals or testing done by SGS International Electrical Approvals in connection with, distribution or use of the product described in this report must be approved by SGS International Electrical Approvals in writing.

This document is issued by the Company subject to its General Conditions of Service printed overleaf, available on request or accessible at <http://www.sgs.com/en/Terms-and-Conditions.aspx> and, for electronic format documents, subject to Terms and Conditions for Electronic Documents at <http://www.sgs.com/en/Terms-and-Conditions/Terms-e-Documents.aspx>. Attention is drawn to the limitation of liability, indemnification and jurisdiction issues defined therein. Any holder of this document is advised that information contained hereon reflects the Company's findings at the time of its intervention only and within the limits of Client's instructions, if any. The Company's sole responsibility is to its Client and this document does not exonerate parties to a transaction from exercising all their rights and obligations under the transaction documents. This document cannot be reproduced except in full, without prior written approval of the Company. Any unauthorized alteration, forgery or falsification of the content or appearance of this document is unlawful and offenders may be prosecuted to the fullest extent of the law. Unless otherwise stated the results shown in this test report refer only to the sample(s) tested and such sample(s) are retained for 30 days only.



## 2 Version

Revision Record				
Version	Chapter	Date	Modifier	Remark
01		2018-07-24		Original

Authorized for issue by:				
Tested By		<i>Mike Hu</i>		
				Date
Checked By		<i>David Chen</i>		
				Date



## Contents

	Page
<b>1 COVER PAGE/FCC TEST REPORT</b>	<b>1</b>
<b>2 VERSION</b>	<b>2</b>
<b>3 TEST SUMMARY</b>	<b>4</b>
<b>4 GENERAL INFORMATION</b>	<b>7</b>
4.1 CLIENT INFORMATION	7
4.2 GENERAL DESCRIPTION OF EUT	7
4.3 TEST ENVIRONMENT AND MODE	10
4.4 DESCRIPTION OF SUPPORT UNITS	10
4.5 TEST LOCATION	10
4.6 TEST FACILITY	10
4.7 DEVIATION FROM STANDARDS	10
4.8 ABNORMALITIES FROM STANDARD CONDITIONS	11
4.9 OTHER INFORMATION REQUESTED BY THE CUSTOMER	11
<b>5 TEST RESULTS AND MEASUREMENT DATA</b>	<b>11</b>
5.1 ANTENNA REQUIREMENT	11
5.2 CONDUCTED EMISSIONS	11
5.3 CONDUCTED OUTPUT POWER	15
5.4 EMISSION BANDWIDTH AND 99% OCCUPIED BANDWIDTH	18
5.4.1 <i>Measurement Data:</i>	19
5.4.2 <i>Plots for 26dB Emission Bandwidth &amp; 99% Occupied Bandwidth</i>	21
5.5 6dB EMISSION BANDWIDTH & 99% OCCUPIED BANDWIDTH	66
5.5.1 <i>Plots for 6dB Emission Bandwidth &amp; 99% Occupied Bandwidth</i>	68
5.6 POWER SPECTRAL DENSITY	82
5.7 RADIATED SPURIOUS EMISSIONS	115
5.7.1 <i>Radiated emission below 1GHz</i>	116
5.7.2 <i>Transmitter emission above 1GHz</i>	119
5.8 RESTRICTED BANDS AROUND FUNDAMENTAL FREQUENCY	238
5.8.1 <i>Test plot as follows:</i>	240
5.9 FREQUENCIES STABILITY	386
5.10 (DFS: CHANNEL MOVE TIME; DFS: CHANNEL CLOSING TRANSMISSION TIME)	388
5.10.1 <i>DFS: Non-occupancy period</i>	388
5.10.2 <i>DFS: Channel Move Time</i>	391
5.10.3 <i>DFS: Channel Closing Transmission Time</i>	394
5.10.4 <i>Test plots as follows:</i>	397
5.11 MEASUREMENT UNCERTAINTY (95% CONFIDENCE LEVELS, K=2)	401
5.12 EQUIPMENT LIST	402
<b>6 PHOTOGRAPHS - EUT TEST SETUP DETAILS</b>	<b>404</b>



### 3 Test Summary

Test Item	Band	FCC Rule	Requirements	Test Result	Verdict
Emission Bandwidth	5150-5250	15.403(i) 15.407(a)(1)	No limit.	Clause 5.4 Clause 5.5	Pass
	5250-5350	15.403(i) 15.407(a)(2)			
	5470-5725	15.403(i) 15.407(a)(2)			
	5725-5850	15.403(i) 15.407(e)	≥ 500 kHz.		
Occupied Bandwidth	5150-5250	KDB 789033 D02§ D	No limit.		
	5250-5350				
	5470-5725				
	5725-5850				
Duty Cycle	5150-5850	--	No limit.		
Maximum Conducted Output Power	5150-5250	15.407(a)(1) 15.407(a)(4)	FCC < 250mW (avg during transmission)	Clause 5.3	Pass
	5250-5350	15.407(a)(2) 15.407(a)(4)	<MIN{250mW, 11dBm+10*Ig (EBW)} (avg during transmission)		
	5470-5725	15.407(a)(2) 15.407(a)(4)	<MIN{250mW, 11dBm+10*Ig (EBW)} (avg during transmission)		
	5725-5850	15.407(a)(3)	< 1W (avg during transmission)		
maximum Power Spectral Density	5150-5250	15.407(a)(1) 15.407(a)(4)	<11dBm/MHz (avg during transmission)	Clause 5.6	
	5250-5350	15.407(a)(2) 15.407(a)(4)	<11dBm/MHz (avg during transmission)		
	5470-5725	15.407(a)(2) 15.407(a)(4)	<11dBm/MHz (avg during transmission)		
	5725-5850	15.407(a)(3) 15.407(a)(4)	<30dBm/500KHz (avg during transmission)		
Unwanted Emissions that fall Outside of the Restricted Bands(Radiated)	5150-5250	15.407(b)(1) 15.407(b)(6) 15.407(b)(7) 15.209	<ul style="list-style-type: none"> <li>F&lt;1GHz: §15.209/§7.2.5 limit (QP).</li> <li>F≥1GHz &amp; out-restricted: &lt;-27dBm/MHz PK e.i.r.p. (exl. 5.15-5.35 GHz).</li> <li>F≥1GHz &amp; in-restricted: §15.209/§7.2.5 limit (AV&amp;PK).</li> </ul>	Clause 5.7	Pass
	5250-5350	15.407(b)(2) 15.407(b)(6) 15.407(b)(7) 15.209	<ul style="list-style-type: none"> <li>F&lt;1GHz: §15.209/§7.2.5 limit (QP).</li> <li>F≥1GHz &amp; out-restricted: &lt;-27dBm/MHz PK e.i.r.p. (exl. 5.25-5.35 GHz).</li> <li>F≥1GHz &amp; in-restricted: §15.209/§7.2.5 limit</li> </ul>		



Test Item	Band	FCC Rule	Requirements	Test Result	Verdict
			(AV&PK).		
	5470-5750	15.407(b)(3) 15.407(b)(6) 15.407(b)(7) 15.209	<ul style="list-style-type: none"> <li>F&lt;1GHz: §15.209/§7.2.5 limit (QP).</li> <li>F≥1GHz &amp; out-restricted: &lt;-27dBm/MHz PK e.i.r.p. (exl. 5.47-5.725 GHz).</li> <li>F≥1GHz &amp; in-restricted: §15.209/§7.2.5 limit (AV&amp;PK).</li> </ul>		
	5725-5850	15.407(b)(4) 15.407(b)(6) 15.407(b)(7) 15.209	<ul style="list-style-type: none"> <li>F&lt;1GHz: §15.209/§7.2.5 limit (QP)</li> <li>F≥1GHz &amp; out-restricted:(QP)               <ul style="list-style-type: none"> <li>a) 27 dBm/MHz at frequencies from the band edges decreasing linearly to 15.6 dBm/MHz at 5 MHz above or below the band edges;</li> <li>b) 15.6 dBm/MHz at 5 MHz above or below the band edges decreasing linearly to 10 dBm/MHz at 25 MHz above or below the band edges;</li> <li>c) 10 dBm/MHz at 25 MHz above or below the band edges decreasing linearly to -27 dBm/MHz at 75 MHz above or below the band edges; and</li> <li>d) -27 dBm/MHz at frequencies more than 75 MHz above or below the band edges.</li> </ul> </li> <li>F≥1GHz &amp; in-restricted: §15.209/§7.2.5 limit (AV&amp;PK).</li> </ul>		
Unwanted Emissions in the Restricted Bands (Radiated)	5150-5250 5250-5350 5470-5725 5725-5850	15.209	FCC: Part 15.209	Clause 5.8	Pass
AC Power Line Conducted Emissions	5150-5250 5250-5350 5470-5725 5725-5850	15.207	FCC:Part 15.207 conducted limit;	Clause 5.2	Pass
Frequency Stability	5150-5250 5250-5350 5470-5725 5725-5850	15.407(g)	FCC Part 15.407(g)	Clause 5.9	Pass
DFS: Non-occupancy	5250-5350 5470-5725	47 CFR Part 15, Subpart E 15.407	Minimum 30 minutes	Clause 5.10	Pass



**SGS-CSTC Standards Technical Services Co., Ltd.**  
**Shenzhen Branch**

Report No.: SZEM180700624404

Page: 6 of 404

Test Item	Band	FCC Rule	Requirements	Test Result	Verdict
period					
DFS: Channel Move Time		47 CFR Part 15, Subpart E 15.407	10 seconds		Pass
DFS: Channel Closing Transmission Time		47 CFR Part 15, Subpart E 15.407	200 milliseconds + an aggregate of 60 milliseconds over remaining 10 second period.		Pass



## 4 General Information

### 4.1 Client Information

Applicant:	Huawei Technologies Co.,Ltd.
Address of Applicant:	Administration Building, Headquarters of Huawei Technologies Co., Ltd., Bantian,Longgang District, Shenzhen, 518129, P.R.C
Manufacturer:	Huawei Technologies Co.,Ltd.
Address of Manufacturer:	Administration Building, Headquarters of Huawei Technologies Co., Ltd., Bantian,Longgang District, Shenzhen, 518129, P.R.C

### 4.2 General Description of EUT

Product Name:	Tablet
Model No.:	AGS2-W19
Trade Mark:	HUAWEI
Hardware Version:	A6t6e
Software Version:	AGS2-W19 8.0.0.11 (C605)
Operation Frequency:	IEEE 802.11a/ n(HT20/40)/ ac(HT20/40/80): 5150MHz to 5250MHz IEEE 802.11a/ n(HT20/40)/ ac(HT20/40/80): 5250MHz to 5350MHz IEEE 802.11a/ n(HT20/40)/ ac(HT20/40/80): 5470MHz to 5725MHz IEEE 802.11a/ n(HT20/40)/ ac(HT20/40/80): 5725MHz to 5850MHz * The 5580-5650MHz can not be used.
Type of Modulation:	IEEE 802.11a: OFDM(BPSK/QPSK/16QAM/64QAM) IEEE 802.11n: OFDM(BPSK/QPSK/16QAM/64QAM) IEEE 802.11ac: OFDM(BPSK/QPSK/16QAM/64QAM/256QAM)
DFS mode:	Slave without radar detection
Sample Type:	Portable Device
Antenna Type:	PIFA
Antenna Gain:	1dBi,
EUT Power Supply:	Battery Model: HB2899C0ECW-C Rated capacity: 4980mAh Nominal Voltage:  +3.82V Charging Voltage:  +4.40V
AC adaptor:	Model: HW-050100U01 Input: 100-240V ~50/60Hz 0.2A Output: 5V  1A



**Note:**

In FCC 15.31, for each band in which the device can be operated with the device operating at the number of frequencies in each band specified in the following table, and the selected channel to perform the test as below:

Frequency Range of Operation Operating Frequency Range (in each Band)	Number of Measurement Frequencies Required	Location of Measurement Frequency in Band of Operation
1 MHz or less	1	centre
1 MHz to 10 MHz	2	1 near high end, 1 near low end
Greater than 10 MHz	3	1 near high end, 1 near centre

For UNII Band I:

Mode	Channel	Frequency(MHz)
IEEE 802.11a/n/ac 20MHz	The Lowest channel	5180
	The Middle channel	5200
	The Highest channel	5240
IEEE 802.11n/ac 40MHz	The Lowest channel	5190
	The Highest channel	5230
IEEE 802.11ac 80MHz	The Middle channel	5210

For UNII Band II-A:

Mode	Channel	Frequency(MHz)
IEEE 802.11a/n/ac 20MHz	The Lowest channel	5260
	The Middle channel	5280
	The Highest channel	5320
IEEE 802.11n/ac 40MHz	The Lowest channel	5270
	The Highest channel	5310
IEEE 802.11ac 80MHz	The Middle channel	5290

For UNII Band II-C:

Mode	Channel	Frequency(MHz)
IEEE 802.11a/n/ac 20MHz	The Lowest channel	5500
	The Middle channel	5600
	The Highest channel	5720
IEEE 802.11n/ac 40MHz	The Lowest channel	5510
	The Middle channel	5670
	The Highest channel	5710
IEEE 802.11ac 80MHz	The Lowest channel	5530
	The Highest channel	5690





For UNII Band III:

Mode	Channel	Frequency(MHz)
IEEE 802.11a/n/ac 20MHz	The Lowest channel	5745
	The Middle channel	5785
	The Highest channel	5825
IEEE 802.11n/ac 40MHz	The Lowest channel	5755
	The Highest channel	5795
IEEE 802.11ac 80MHz	The Middle channel	5775



### 4.3 Test Environment and Mode

Operating Environment:	
Temperature:	25.0 °C
Humidity:	55 % RH
Atmospheric Pressure:	101.32 KPa
Test mode:	
Transmitting mode:	Keep the EUT in transmitting mode with all kind of modulation and all kind of data rate.

### 4.4 Description of Support Units

The EUT has been tested independent unit.

### 4.5 Test Location

All tests were performed at:

SGS-CSTC Standards Technical Services Co., Ltd., Shenzhen Branch,  
No. 1 Workshop, M-10, Middle Section, Science & Technology Park, Shenzhen, Guangdong, China.  
518057.

Tel: +86 755 2601 2053 Fax: +86 755 2671 0594

No tests were sub-contracted.

### 4.6 Test Facility

The test facility is recognized, certified, or accredited by the following organizations:

• **CNAS (No. CNAS L2929)**

CNAS has accredited SGS-CSTC Standards Technical Services Co., Ltd. Shenzhen Branch EMC Lab to ISO/IEC 17025:2005 General Requirements for the Competence of Testing and Calibration Laboratories (CNAS-CL01 Accreditation Criteria for the Competence of Testing and Calibration Laboratories) for the competence in the field of testing.

• **A2LA (Certificate No. 3816.01)**

SGS-CSTC Standards Technical Services Co., Ltd., Shenzhen EMC Laboratory is accredited by the American Association for Laboratory Accreditation(A2LA). Certificate No. 3816.01.

• **VCCI**

The 3m Fully-anechoic chamber for above 1GHz, 10m Semi-anechoic chamber for below 1GHz, Shielded Room for Mains Port Conducted Interference Measurement and Telecommunication Port Conducted Interference Measurement of SGS-CSTC Standards Technical Services Co., Ltd. have been registered in accordance with the Regulations for Voluntary Control Measures with Registration No.: G-20026, R-14188, C-12383 and T-11153 respectively.

• **FCC –Designation Number: CN1178**

SGS-CSTC Standards Technical Services Co., Ltd., Shenzhen EMC Laboratory has been recognized as an accredited testing laboratory.

Designation Number: CN1178. Test Firm Registration Number: 406779.

• **Industry Canada (IC)**

Two 3m Semi-anechoic chambers and the 10m Semi-anechoic chamber of SGS-CSTC Standards Technical Services Co., Ltd. Shenzhen Branch EMC Lab have been registered by Certification and Engineering Bureau of Industry Canada for radio equipment testing with Registration No.: 4620C-1, 4620C-2, 4620C-3.

### 4.7 Deviation from Standards

None.



#### 4.8 Abnormalities from Standard Conditions

None.

#### 4.9 Other Information Requested by the Customer

None.

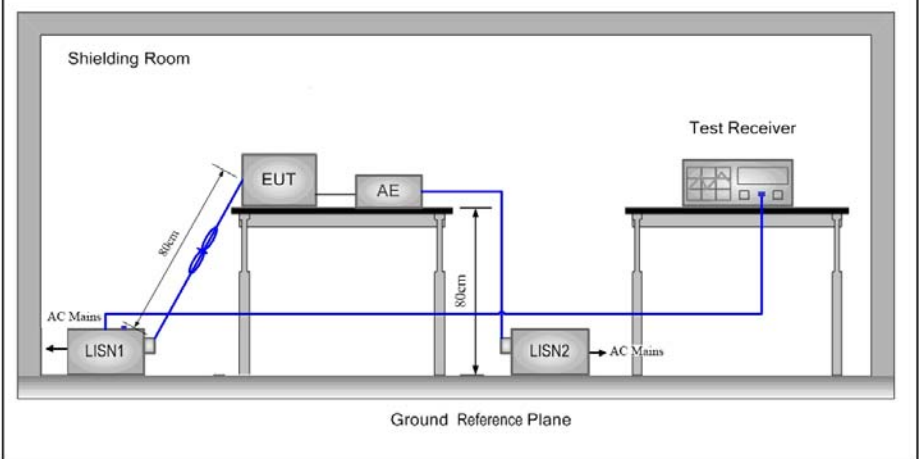
### 5 Test results and Measurement Data

#### 5.1 Antenna Requirement

<b>Test Requirement:</b>	47 CFR Part 15 Section 15.203
The antenna is integrated antenna and no consideration of replacement. The best case gain of the antenna is 1dBi.	

#### 5.2 Conducted Emissions

<b>Test Requirement:</b>	47 CFR Part 15 Section 15.407(b)		
<b>Test Method:</b>	ANSI C63.10: 2013		
<b>Test Frequency Range:</b>	150kHz to 30MHz		
<b>Limit:</b>	<b>Frequency range (MHz)</b>	<b>Limit (dBuV)</b>	
		<b>Quasi-peak</b>	<b>Average</b>
	0.15-0.5	66 to 56*	56 to 46*
	0.5-5	56	46
	5-30	60	50
* Decreases with the logarithm of the frequency.			
<b>Test Procedure:</b>	<ol style="list-style-type: none"> <li>1) The mains terminal disturbance voltage test was conducted in a shielded room.</li> <li>2) The EUT was connected to AC power source through a LISN 1 (Line Impedance Stabilization Network) which provides a 50Ω/50μH + 5Ω linear impedance. The power cables of all other units of the EUT were connected to a second LISN 2, which was bonded to the ground reference plane in the same way as the LISN 1 for the unit being measured. A multiple socket outlet strip was used to connect multiple power cables to a single LISN provided the rating of the LISN was not exceeded.</li> <li>3) The tabletop EUT was placed upon a non-metallic table 0.8m above the ground reference plane. And for floor-standing arrangement, the EUT was placed on the horizontal ground reference plane,</li> <li>4) The test was performed with a vertical ground reference plane. The rear of the EUT shall be 0.4 m from the vertical ground reference plane. The vertical ground reference plane was bonded to the horizontal ground reference plane. The LISN 1 was placed 0.8 m from the boundary of the unit under test and bonded to a ground reference plane for LISNs mounted on top of the ground reference plane. This distance was between the closest points of the LISN 1 and the EUT. All other units of the EUT and associated equipment was at least 0.8 m from the LISN 2.</li> <li>5) In order to find the maximum emission, the relative positions of equipment and all of the interface cables must be changed according to ANSI C63.10: 2013 on conducted measurement.</li> </ol>		

<p>Test Setup:</p>	
<p>Exploratory Test Mode:</p>	<p>Transmitting with all kind of modulations, data rates at lowest, middle and highest channel.</p>
<p>Final Test Mode:</p>	<p>Through Pre-scan, find the 6Mbps of rate of 802.11a at lowest channel is the worst case.          Only the worst case is recorded in the report.</p>
<p>Instruments Used:</p>	<p>Refer to section 5.10 for details</p>
<p>Test Results:</p>	<p>Pass</p>

**Measurement Data**

An initial pre-scan was performed on the live and neutral lines with peak detector.

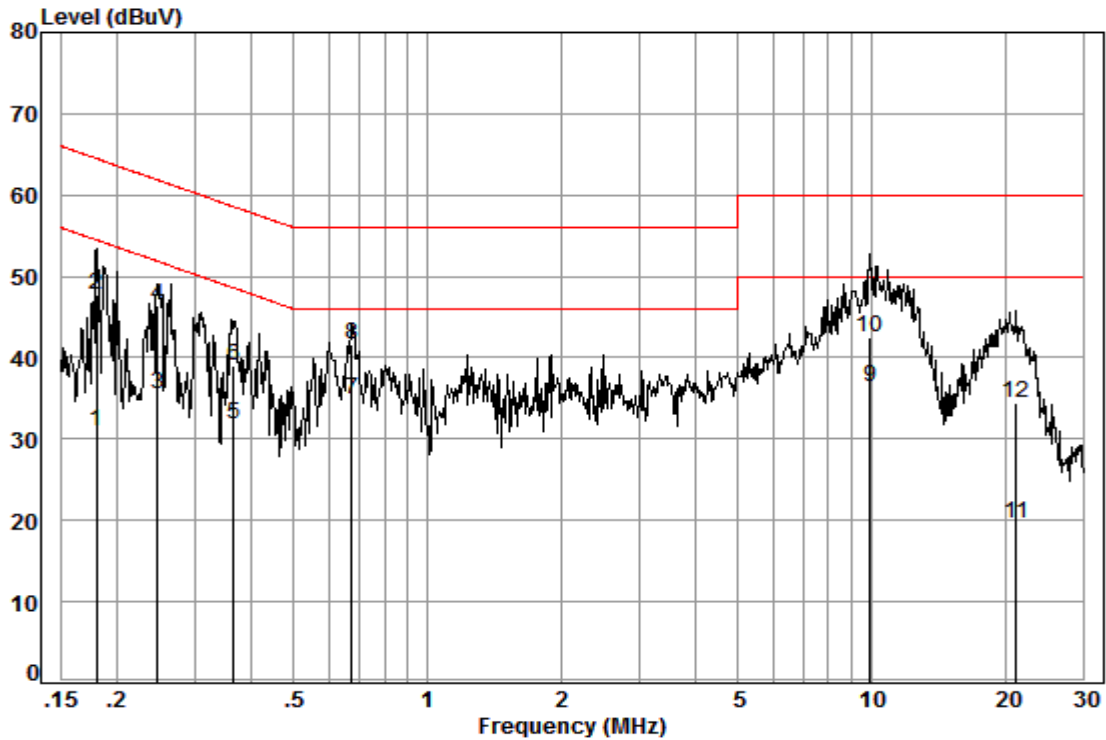
Quasi-Peak and Average measurement were performed at the frequencies with maximized peak emission were detected.

Note1: Mode Telecom Idle+BT+WLAN 5G+GPS Rx+earphone+playing MP4+battery+adapter2

Note2: Only the worse test data had been displayed



Live Line:

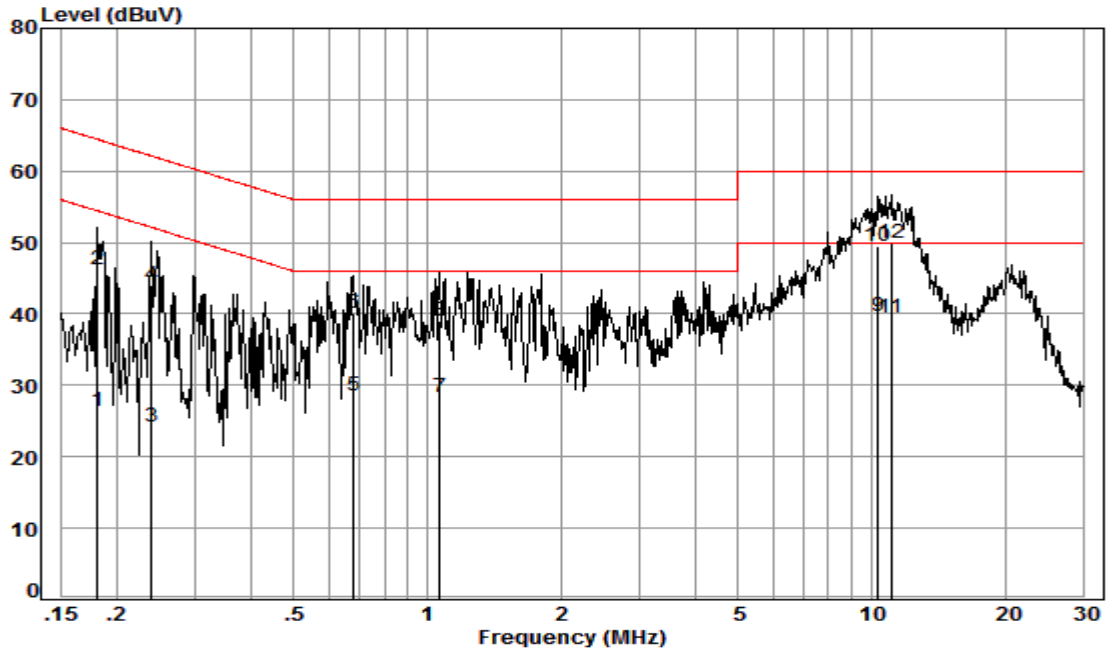


Site : Shielding Room  
Condition: Line  
Job No. : 06244RG  
Test mode: d

	Freq	Cable Loss	LISN Factor	Read Level	Level	Limit Line	Over Limit	Remark
	MHz	dB	dB	dBuV	dBuV	dBuV	dB	
1	0.18	0.03	9.51	21.40	30.94	54.50	-23.56	Average
2	0.18	0.03	9.51	38.20	47.74	64.50	-16.76	QP
3	0.25	0.03	9.51	26.05	35.59	51.86	-16.27	Average
4	0.25	0.03	9.51	36.87	46.41	61.86	-15.45	QP
5	0.37	0.03	9.50	22.31	31.84	48.56	-16.72	Average
6	0.37	0.03	9.50	29.54	39.07	58.56	-19.49	QP
7	0.68	0.07	9.50	25.27	34.84	46.00	-11.16	Average
8	0.68	0.07	9.50	31.98	41.55	56.00	-14.45	QP
9	9.91	0.20	9.63	26.55	36.38	50.00	-13.62	Average
10	9.91	0.20	9.63	32.59	42.42	60.00	-17.58	QP
11	21.15	0.27	9.77	9.64	19.68	50.00	-30.32	Average
12	21.15	0.27	9.77	24.31	34.35	60.00	-25.65	QP



Neutral Line:



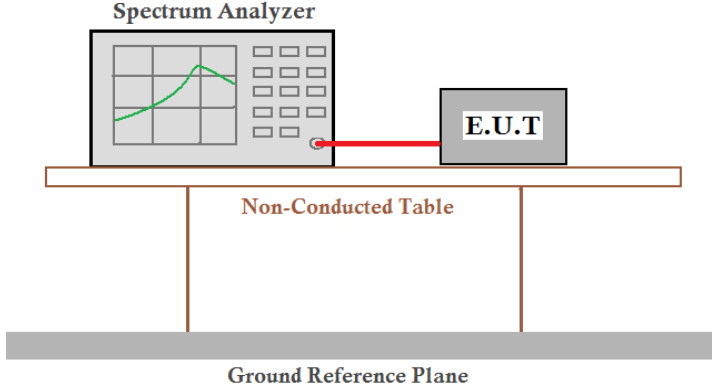
Site : Shielding Room  
Condition: Neutral  
Job No. : 06244RG  
Test mode: d

	Freq	Cable Loss	LISN Factor	Read Level	Level	Limit Line	Over Limit	Remark
	MHz	dB	dB	dBuV	dBuV	dBuV	dB	
1	0.18	0.03	9.58	16.69	26.30	54.46	-28.16	Average
2	0.18	0.03	9.58	36.62	46.23	64.46	-18.23	QP
3	0.24	0.03	9.58	14.66	24.27	52.13	-27.86	Average
4	0.24	0.03	9.58	34.35	43.96	62.13	-18.17	QP
5	0.68	0.07	9.62	18.91	28.60	46.00	-17.40	Average
6	0.68	0.07	9.62	30.50	40.19	56.00	-15.81	QP
7	1.07	0.10	9.63	18.52	28.25	46.00	-17.75	Average
8	1.07	0.10	9.63	29.29	39.02	56.00	-16.98	QP
9	10.34	0.20	9.79	29.63	39.62	50.00	-10.38	Average
10	10.34	0.20	9.79	39.59	49.58	60.00	-10.42	QP
11	11.08	0.21	9.82	29.34	39.37	50.00	-10.63	Average
12	11.08	0.21	9.82	39.79	49.82	60.00	-10.18	QP

Notes:

1. The following Quasi-Peak and Average measurements were performed on the EUT:
2. Final Test Level = Receiver Reading + LISN Factor + Cable Loss.

### 5.3 Conducted Output Power

Test Requirement:	47 CFR Part 15 Section 15.407(a)	
Test Method:	ANSI C63.10: 2013	
Test Setup:		
Test Instruments:	Refer to section 5.10 for details	
Exploratory Test Mode:	Transmitting with all kind of modulations, data rates	
Final Test Mode:	Through Pre-scan, find the 6Mbps of rate is the worst case of 802.11a; MCS0 of rate is the worst case of 802.11n(HT20); MCS0 of rate is the worst case of 802.11n(HT40); MCS0 of rate is the worst case of 802.11ac(HT20); MCS0 of rate is the worst case of 802.11ac(HT40); MCS0 of rate is the worst case of 802.11ac(HT80) Only the worst case is recorded in the report.	
Limit:	Frequency Band	Limit
	5150-5250MHz	Not exceed 250mW(24dBm)
	5250-5350MHz	The lesser of 250mW(24dBm) or $11 + 10\log B$
	5470-5725MHz	The lesser of 250mW(24dBm) or $11 + 10\log B$
	5725-5850MHz	Not exceed 1W(30dBm)
	*Where B is the 26dB emission bandwidth in MHz	
Test Results:	Pass	



# SGS-CSTC Standards Technical Services Co., Ltd. Shenzhen Branch

Report No.: SZEM180700624404

Page: 16 of 404

Measurement Data:

Test Mode	Test Channel	Frequency [MHz]	Antenna Port	Meas. Level (Cond.) [dBm]	Meas. Level (EIRP) [dBm]	Verdict
11A20	36	5180	ANT 1	15.92	16.92	PASS
	40	5200	ANT 1	16.12	17.12	PASS
	48	5240	ANT 1	16.21	17.21	PASS
	52	5260	ANT 1	16.11	17.11	PASS
	56	5280	ANT 1	16.29	17.29	PASS
	64	5320	ANT 1	16.41	17.41	PASS
	100	5500	ANT 1	16.59	17.59	PASS
	120	5600	ANT 1	16.53	17.53	PASS
	144	5720	ANT 1	16.29	17.29	PASS
	149	5745	ANT 1	15.95	16.95	PASS
	157	5785	ANT 1	16.13	17.13	PASS
	165	5825	ANT 1	16.09	17.09	PASS
11N20	36	5180	ANT 1	16.12	17.12	PASS
	40	5200	ANT 1	16.25	17.25	PASS
	48	5240	ANT 1	16.19	17.19	PASS
	52	5260	ANT 1	16.26	17.26	PASS
	56	5280	ANT 1	16.16	17.16	PASS
	64	5320	ANT 1	16.09	17.09	PASS
	100	5500	ANT 1	16.12	17.12	PASS
	120	5600	ANT 1	16.32	17.32	PASS
	144	5720	ANT 1	15.92	16.92	PASS
	149	5745	ANT 1	16.06	17.06	PASS
	157	5785	ANT 1	16.31	17.31	PASS
	165	5825	ANT 1	16.26	17.26	PASS
11N40	38	5190	ANT 1	10.65	11.65	PASS
	46	5230	ANT 1	10.97	11.97	PASS
	54	5270	ANT 1	11.36	12.36	PASS
	62	5310	ANT 1	11.08	12.08	PASS
	102	5510	ANT 1	11.04	12.04	PASS
	142	5710	ANT 1	11.07	12.07	PASS
	134	5670	ANT 1	11.01	12.01	PASS

This document is issued by the Company subject to its General Conditions of Service printed overleaf, available on request or accessible at <http://www.sgs.com/en/Terms-and-Conditions.aspx> and, for electronic format documents, subject to Terms and Conditions for Electronic Documents at <http://www.sgs.com/en/Terms-and-Conditions/Terms-e-Document.aspx>. Attention is drawn to the limitation of liability, indemnification and jurisdiction issues defined therein. Any holder of this document is advised that information contained hereon reflects the Company's findings at the time of its intervention only and within the limits of Client's instructions, if any. The Company's sole responsibility is to its Client and this document does not exonerate parties to a transaction from exercising all their rights and obligations under the transaction documents. This document cannot be reproduced except in full, without prior written approval of the Company. Any unauthorized alteration, forgery or falsification of the content or appearance of this document is unlawful and offenders may be prosecuted to the fullest extent of the law. Unless otherwise stated the results shown in this test report refer only to the sample(s) tested and such sample(s) are retained for 30 days only.





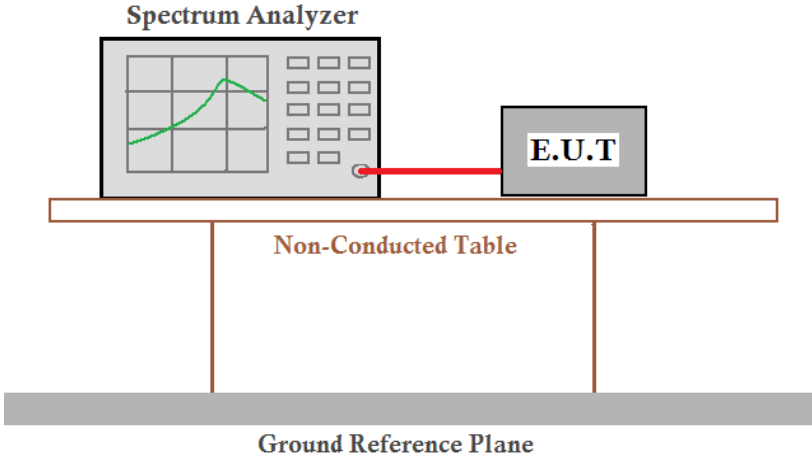
**SGS-CSTC Standards Technical Services Co., Ltd.  
Shenzhen Branch**

Report No.: SZEM180700624404

Page: 17 of 404

	151	5755	ANT 1	10.79	11.79	PASS	
	159	5795	ANT 1	10.92	11.92	PASS	
11AC20	36	5180	ANT 1	16.11	17.11	PASS	
	40	5200	ANT 1	16.28	17.28	PASS	
	48	5240	ANT 1	16.21	17.21	PASS	
	52	5260	ANT 1	16.04	17.04	PASS	
	56	5280	ANT 1	16.11	17.11	PASS	
	64	5320	ANT 1	16.21	17.21	PASS	
	100	5500	ANT 1	16.23	17.23	PASS	
	120	5600	ANT 1	16.03	17.03	PASS	
	144	5720	ANT 1	16.1	17.1	PASS	
	149	5745	ANT 1	16.26	17.26	PASS	
	157	5785	ANT 1	16.28	17.28	PASS	
	165	5825	ANT 1	16.29	17.29	PASS	
	11AC40	38	5190	ANT 1	10.32	11.32	PASS
		46	5230	ANT 1	10.41	11.41	PASS
54		5270	ANT 1	10.48	11.48	PASS	
62		5310	ANT 1	10.77	11.77	PASS	
102		5510	ANT 1	10.76	11.76	PASS	
142		5710	ANT 1	10.38	11.38	PASS	
134		5670	ANT 1	10.94	11.94	PASS	
151		5755	ANT 1	10.71	11.71	PASS	
159		5795	ANT 1	10.88	11.88	PASS	
11AC80	42	5210	ANT 1	10.13	11.13	PASS	
	58	5290	ANT 1	10.12	11.12	PASS	
	106	5530	ANT 1	10.41	11.41	PASS	
	138	5690	ANT 1	10.54	11.54	PASS	
	155	5775	ANT 1	10.22	11.22	PASS	

### 5.4 Emission Bandwidth and 99% Occupied Bandwidth

Test Requirement:	47 CFR Part 15 Section 15.407(a)
Test Method:	ANSI C63.10: 2013
Test Setup:	 <p>The diagram illustrates the test setup. A Spectrum Analyzer is connected to an E.U.T. (Equipment Under Test) via a red cable. Both the Spectrum Analyzer and the E.U.T. are placed on a Non-Conducted Table. The table is supported by a Ground Reference Plane.</p>
Instruments Used:	Refer to section 5.10 for details
Exploratory Test Mode:	Transmitting with all kind of modulations, data rates
Final Test Mode:	Through Pre-scan, find the 6Mbps of rate is the worst case of 802.11a; MCS0 of rate is the worst case of 802.11n(HT20); MCS0 of rate is the worst case of 802.11n(HT40); MCS0 of rate is the worst case of 802.11ac(HT20); MCS0 of rate is the worst case of 802.11ac(HT40); MCS0 of rate is the worst case of 802.11ac(HT80). Only the worst case is recorded in the report.
Limit:	No restriction limits
Test Results:	Pass



**5.4.1 Measurement Data:**

Test Mode	Test Channel	Frequency [MHz]	Antenna Port	26dB Emission Bandwidth [MHz]	Occupied Bandwidth [MHz]	Verdict
11A20	36	5180	ANT 1	19.94	16.74	PASS
	40	5200	ANT 1	19.86	16.70	PASS
	48	5240	ANT 1	19.86	16.78	PASS
	52	5260	ANT 1	19.70	16.74	PASS
	56	5280	ANT 1	19.78	16.70	PASS
	64	5320	ANT 1	19.78	16.70	PASS
	100	5500	ANT 1	19.90	16.70	PASS
	120	5600	ANT 1	19.94	16.70	PASS
	144	5720	ANT 1	19.90	16.70	PASS
11N20	36	5180	ANT 1	20.30	17.74	PASS
	40	5200	ANT 1	20.30	17.74	PASS
	48	5240	ANT 1	20.26	17.74	PASS
	52	5260	ANT 1	20.26	17.70	PASS
	56	5280	ANT 1	20.30	17.74	PASS
	64	5320	ANT 1	20.38	17.70	PASS
	100	5500	ANT 1	20.34	17.70	PASS
	120	5600	ANT 1	20.38	17.70	PASS
	144	5720	ANT 1	20.46	17.70	PASS
11N40	38	5190	ANT 1	39.40	35.88	PASS
	46	5230	ANT 1	39.48	35.88	PASS
	54	5270	ANT 1	39.64	35.96	PASS
	62	5310	ANT 1	39.56	35.96	PASS
	102	5510	ANT 1	39.48	35.88	PASS
	134	5670	ANT 1	39.40	35.88	PASS
	142	5710	ANT 1	39.48	35.96	PASS
11AC20	36	5180	ANT 1	20.46	17.74	PASS
	40	5200	ANT 1	20.30	17.74	PASS
	48	5240	ANT 1	20.50	17.74	PASS
	52	5260	ANT 1	20.38	17.70	PASS
	56	5280	ANT 1	20.42	17.74	PASS
	64	5320	ANT 1	20.30	17.74	PASS
	100	5500	ANT 1	20.22	17.74	PASS

This document is issued by the Company subject to its General Conditions of Service printed overleaf, available on request or accessible at <http://www.sgs.com/en/Terms-and-Conditions.aspx> and, for electronic format documents, subject to Terms and Conditions for Electronic Documents at <http://www.sgs.com/en/Terms-and-Conditions/Terms-e-Documents.aspx>. Attention is drawn to the limitation of liability, indemnification and jurisdiction issues defined therein. Any holder of this document is advised that information contained hereon reflects the Company's findings at the time of its intervention only and within the limits of Client's instructions, if any. The Company's sole responsibility is to its Client and this document does not exonerate parties to a transaction from exercising all their rights and obligations under the transaction documents. This document cannot be reproduced except in full, without prior written approval of the Company. Any unauthorized alteration, forgery or falsification of the content or appearance of this document is unlawful and offenders may be prosecuted to the fullest extent of the law. Unless otherwise stated the results shown in this test report refer only to the sample(s) tested and such sample(s) are retained for 30 days only.



**SGS-CSTC Standards Technical Services Co., Ltd.**  
**Shenzhen Branch**

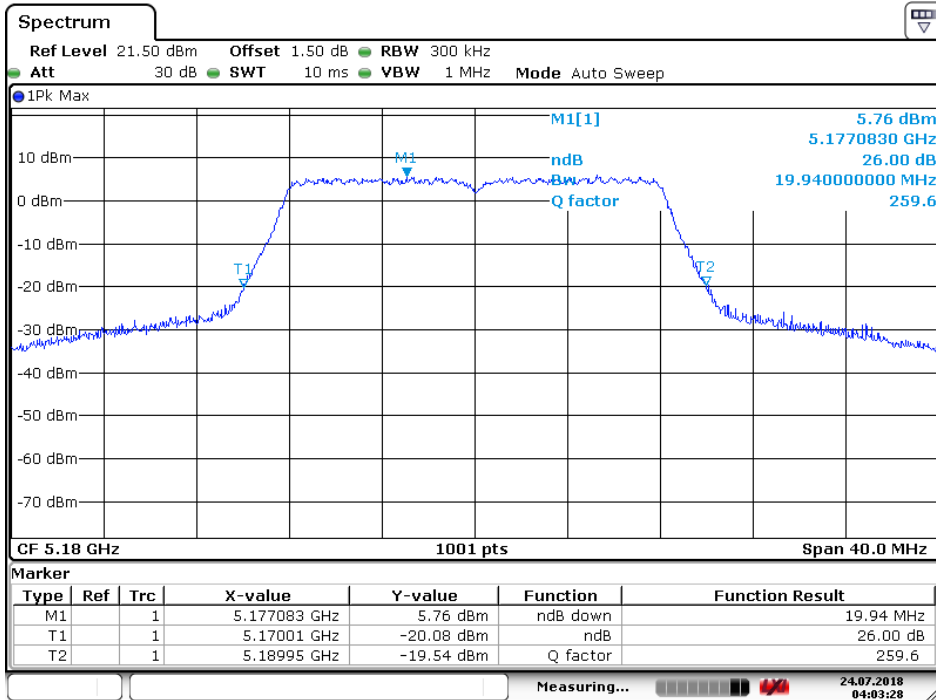
Report No.: SZEM180700624404

Page: 20 of 404

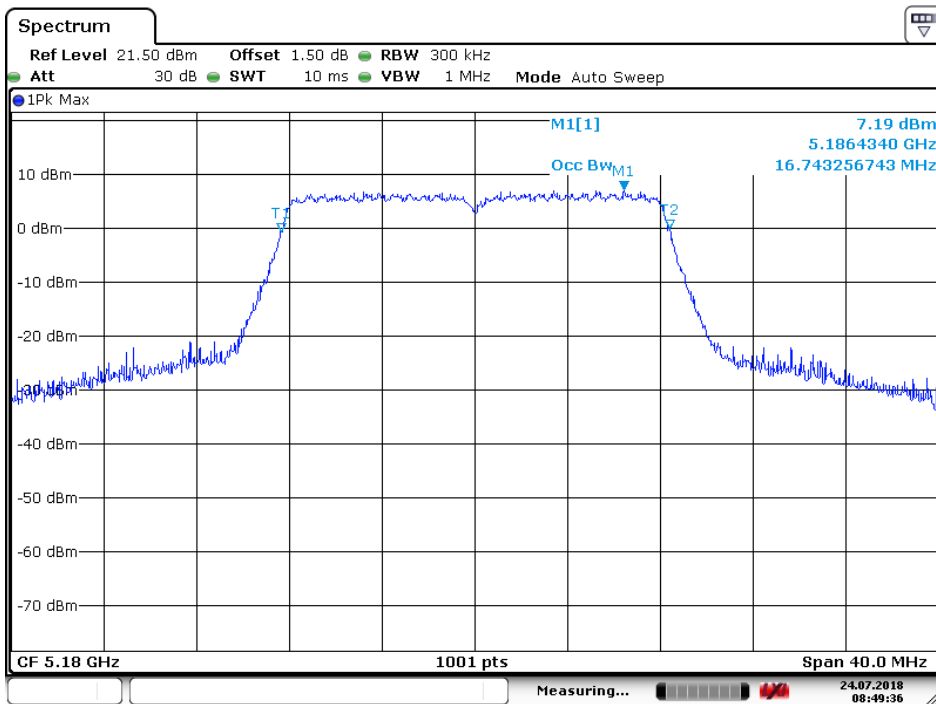
	120	5600	ANT 1	20.26	17.70	PASS
	144	5720	ANT 1	20.30	17.70	PASS
11AC40	38	5190	ANT 1	39.56	35.88	PASS
	46	5230	ANT 1	39.32	35.88	PASS
	54	5270	ANT 1	39.32	35.96	PASS
	62	5310	ANT 1	39.40	35.88	PASS
	102	5510	ANT 1	39.40	35.88	PASS
	134	5670	ANT 1	39.56	35.88	PASS
	142	5710	ANT 1	39.48	35.88	PASS
11AC80	42	5210	ANT 1	80.88	74.97	PASS
	58	5290	ANT 1	80.72	74.81	PASS
	106	5530	ANT 1	80.56	74.81	PASS
	138	5690	ANT 1	81.20	74.81	PASS



5.4.2 Plots for 26dB Emission Bandwidth & 99% Occupied Bandwidth  
5.4.2.1 11A20\_36 ANT 1



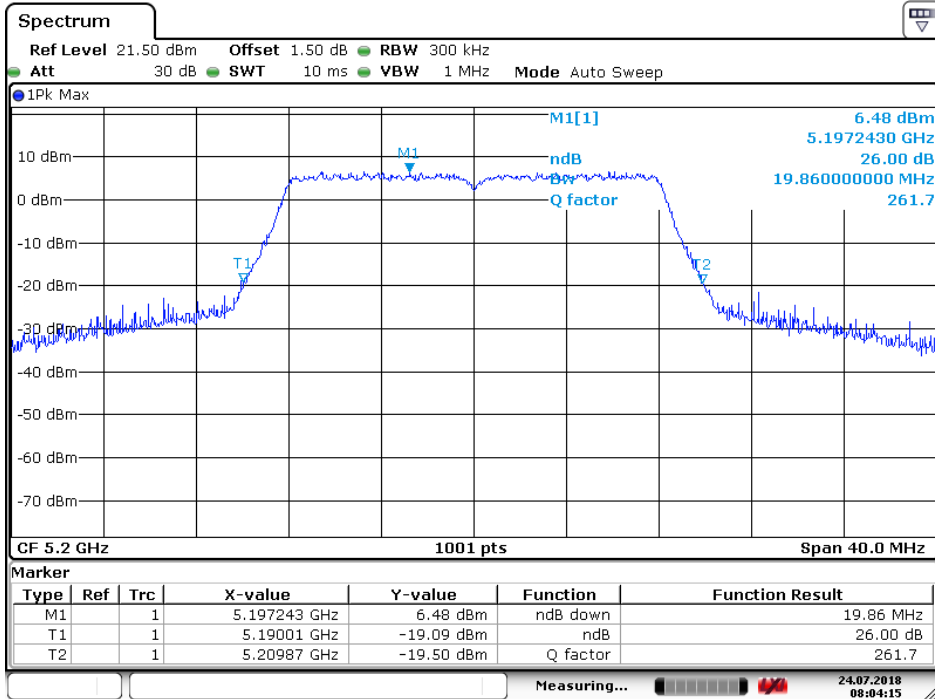
Date: 24 JUL 2018 04:03:28



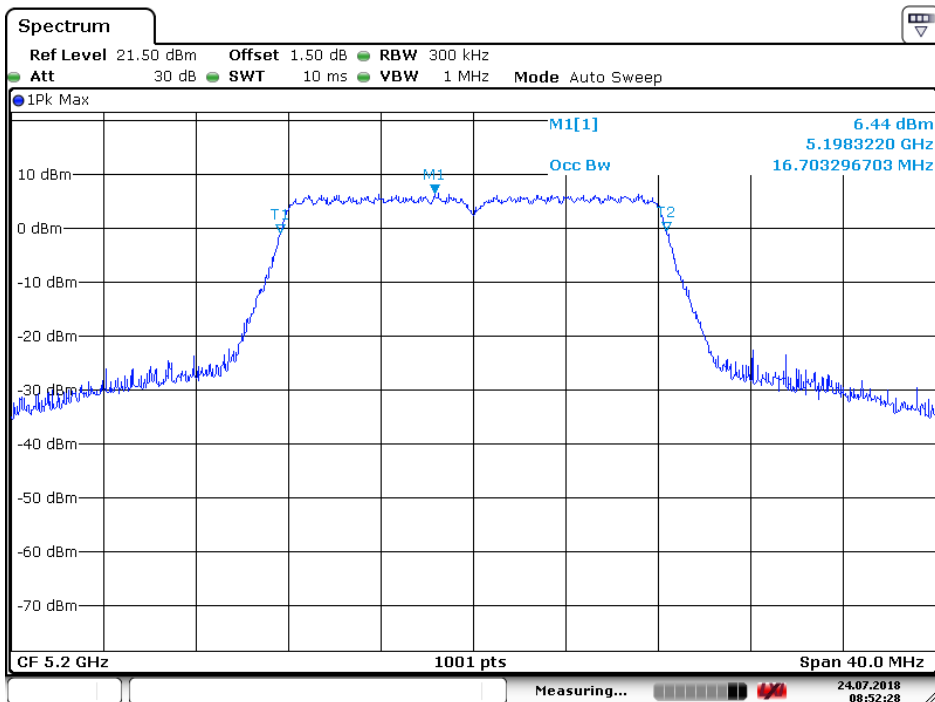
Date: 24 JUL 2018 08:49:37



5.4.2.2 11A20\_40 ANT 1



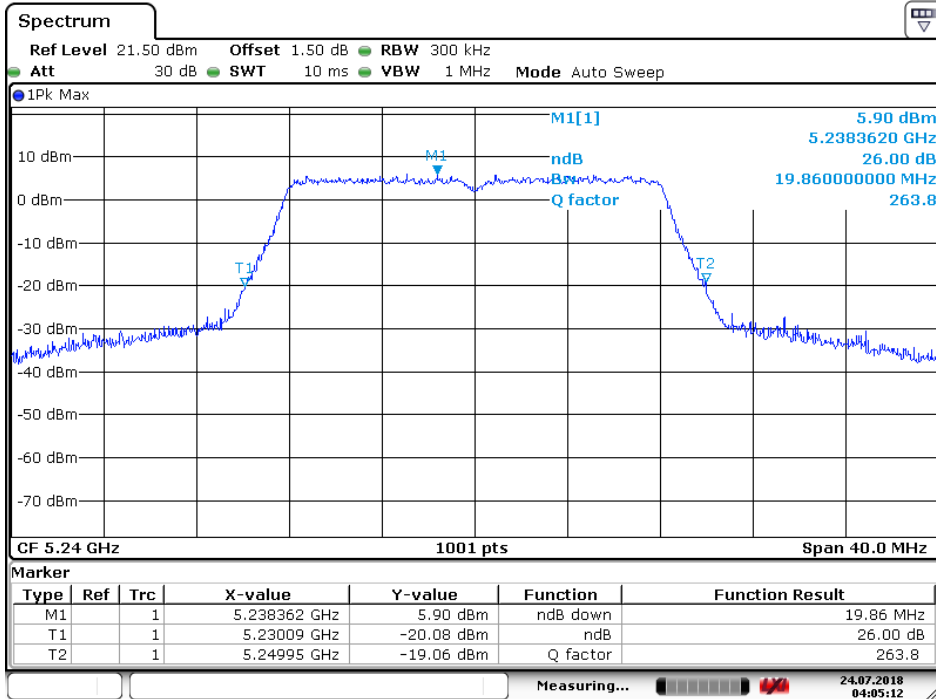
Date: 24 JUL 2018 08:04:15



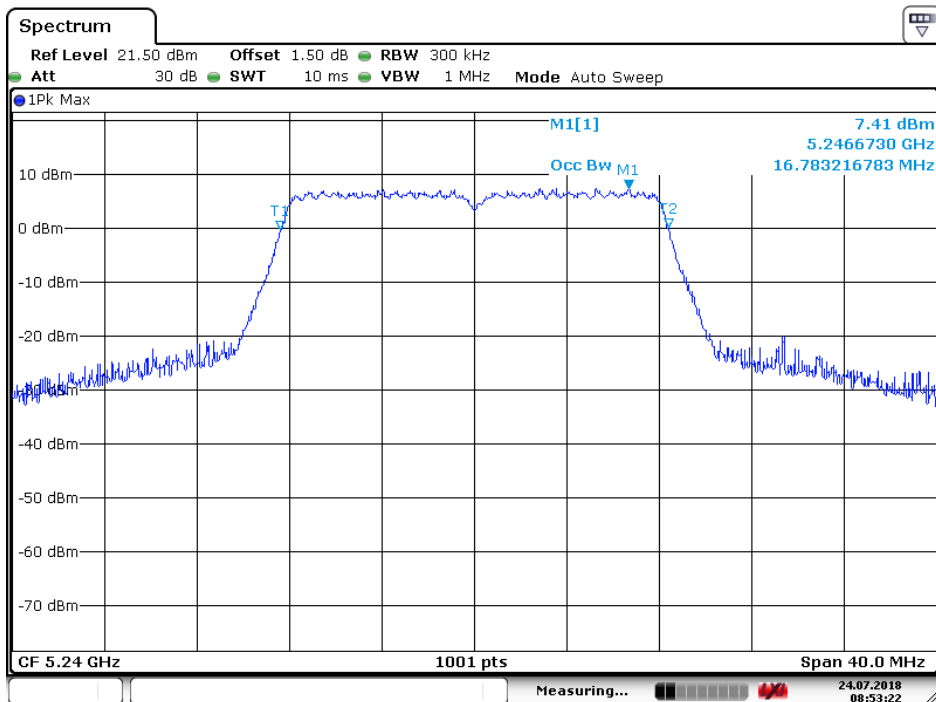
Date: 24 JUL 2018 08:52:28



5.4.2.3 11A20\_48 ANT 1



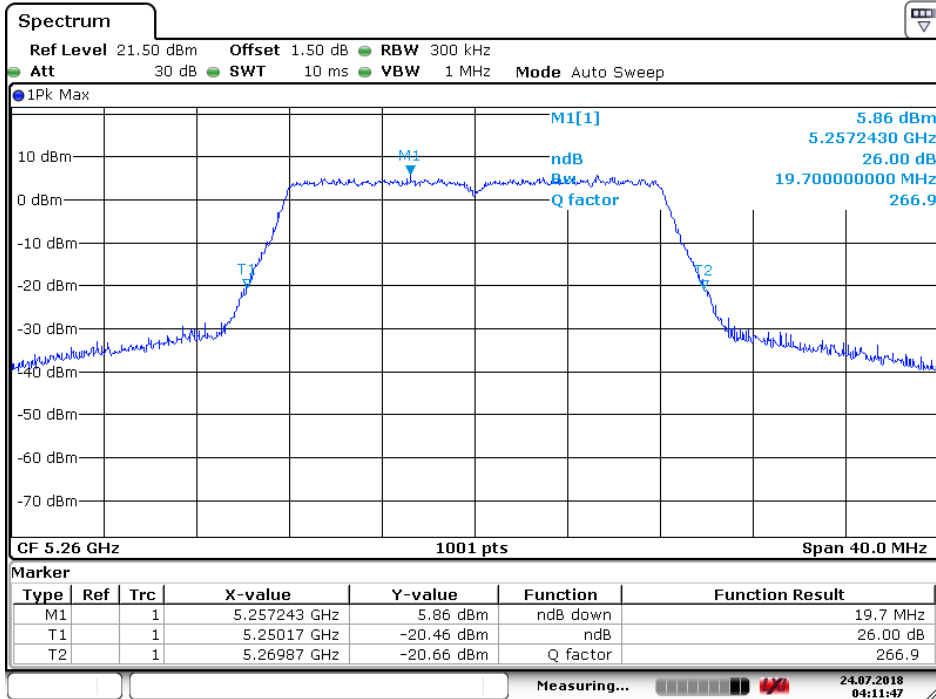
Date: 24 JUL 2018 04:05:12



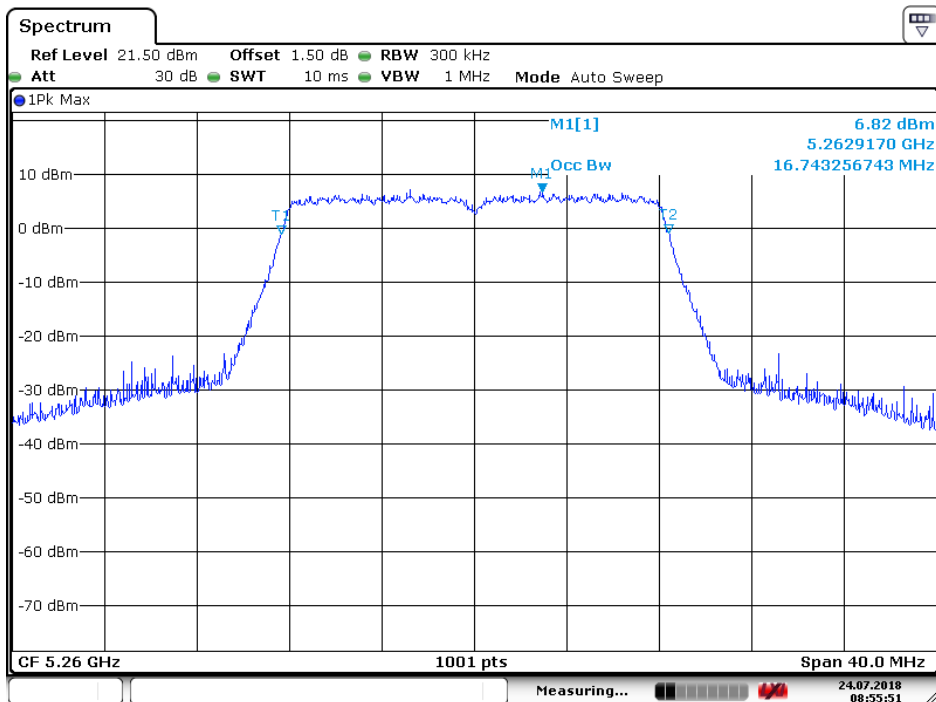
Date: 24 JUL 2018 08:53:23



5.4.2.4 11A20\_52 ANT 1



Date: 24 JUL 2018 04:11:47

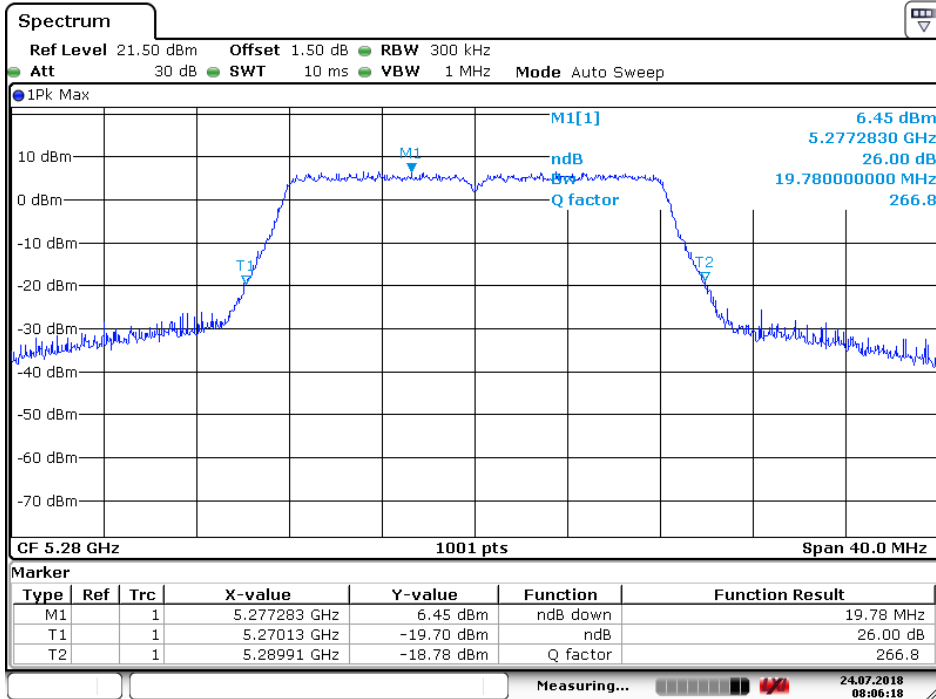


Date: 24 JUL 2018 08:55:52

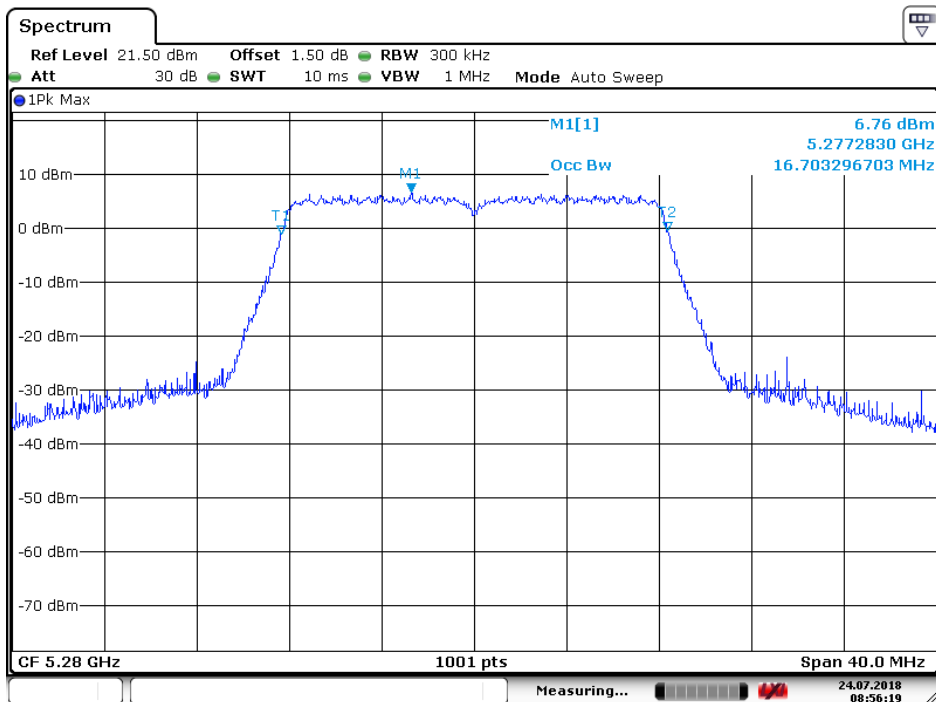




5.4.2.5 11A20\_56 ANT 1



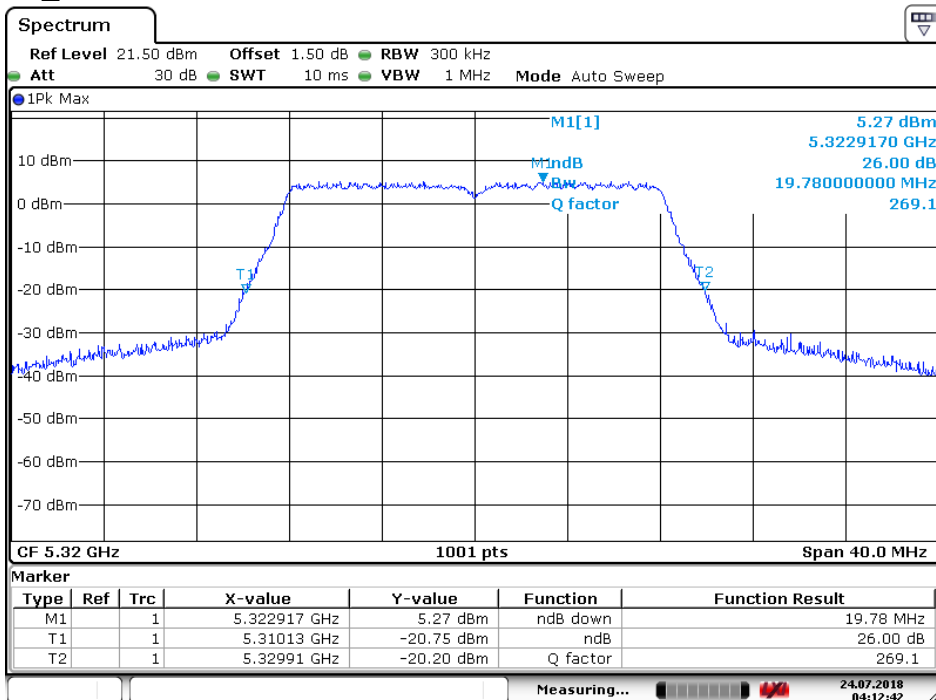
Date: 24 JUL 2018 08:06:18



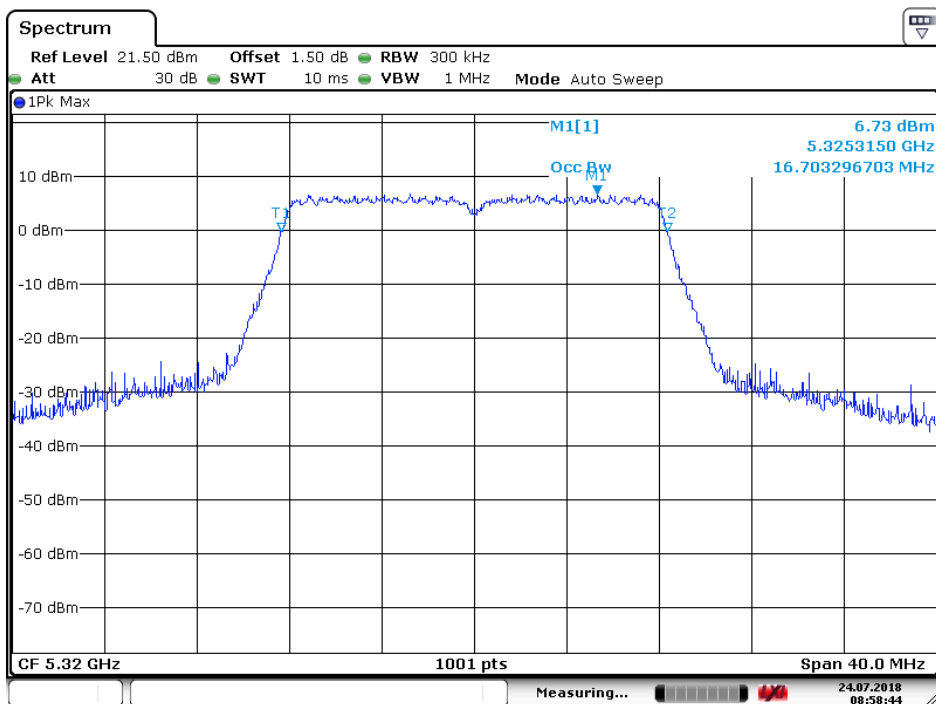
Date: 24 JUL 2018 08:56:20



5.4.2.6 11A20\_64 ANT 1



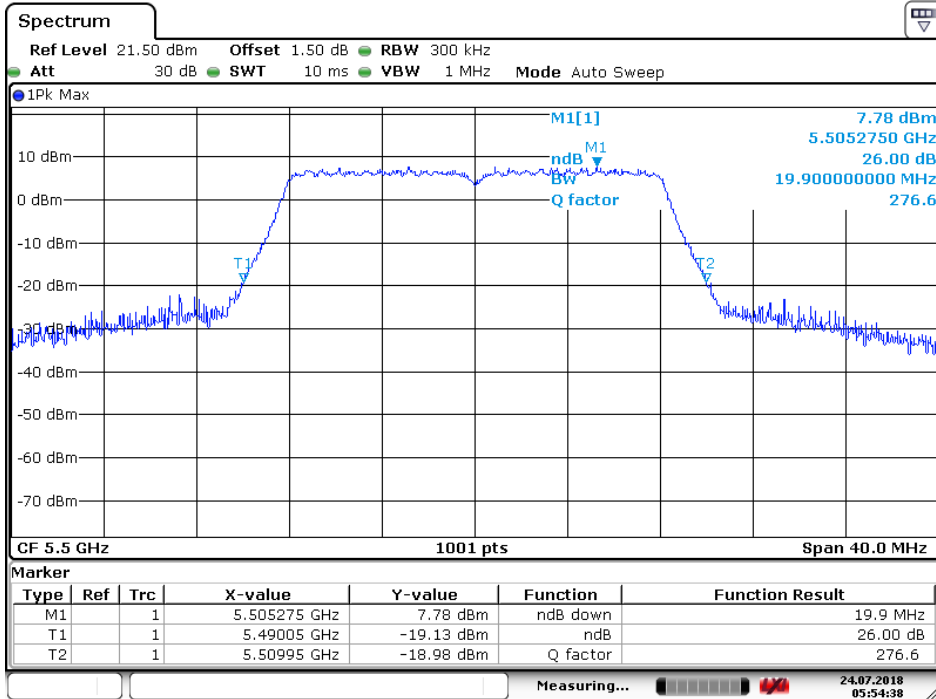
Date: 24 JUL 2018 04:12:43



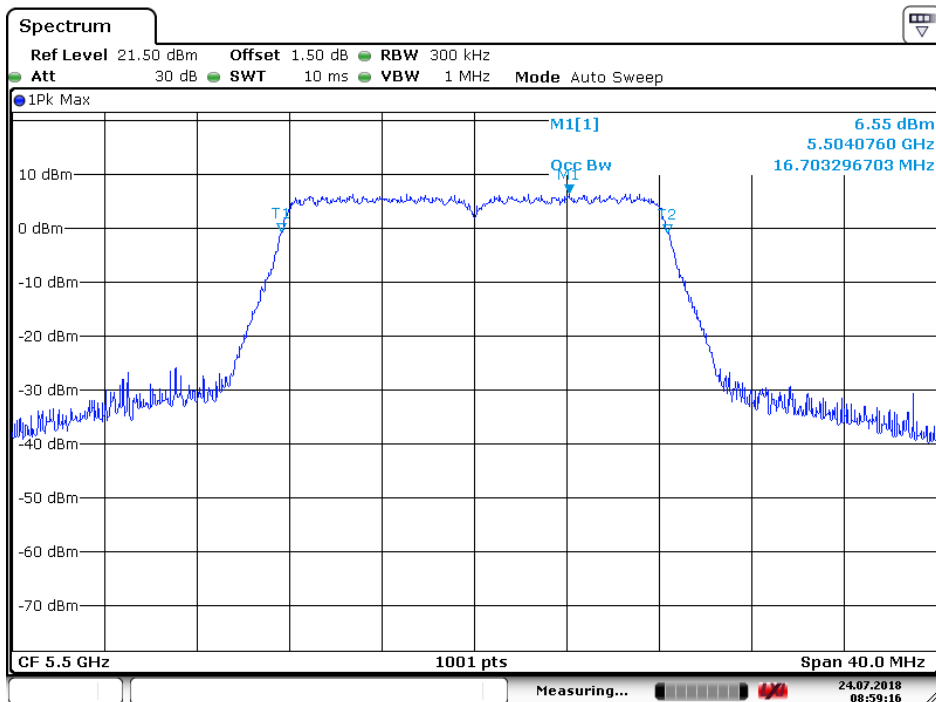
Date: 24 JUL 2018 08:58:45



5.4.2.7 11A20\_100 ANT 1



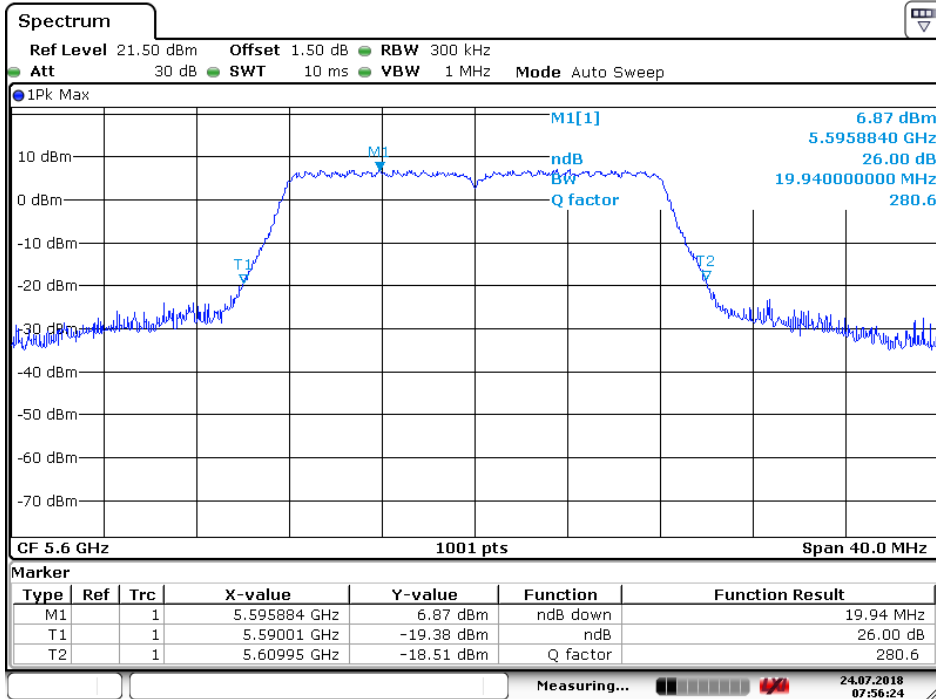
Date: 24 JUL 2018 05:54:39



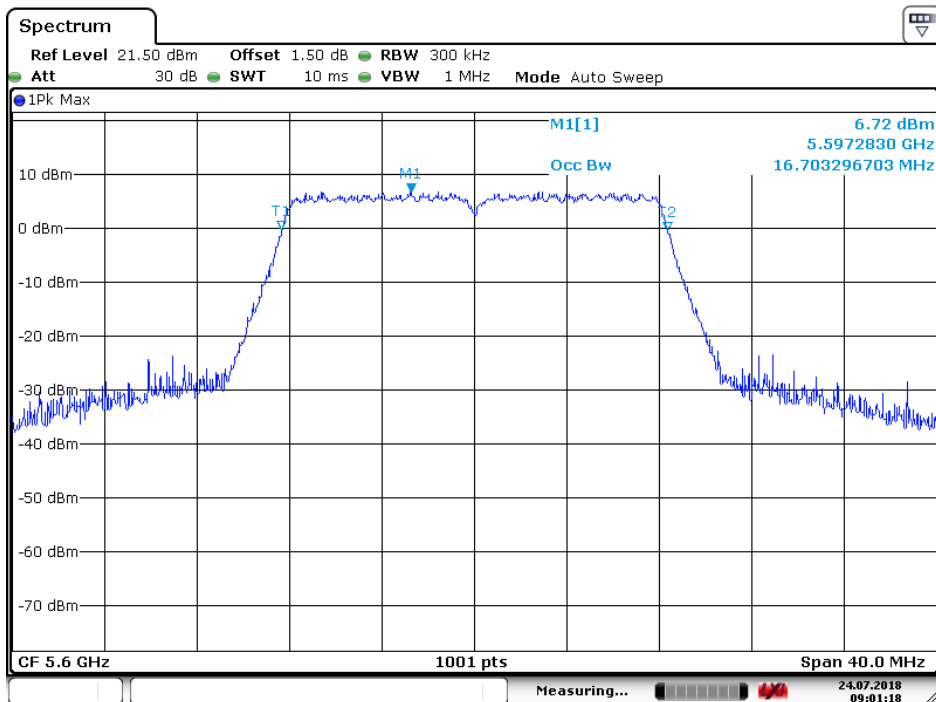
Date: 24 JUL 2018 08:59:16



5.4.2.8 11A20\_120 ANT 1



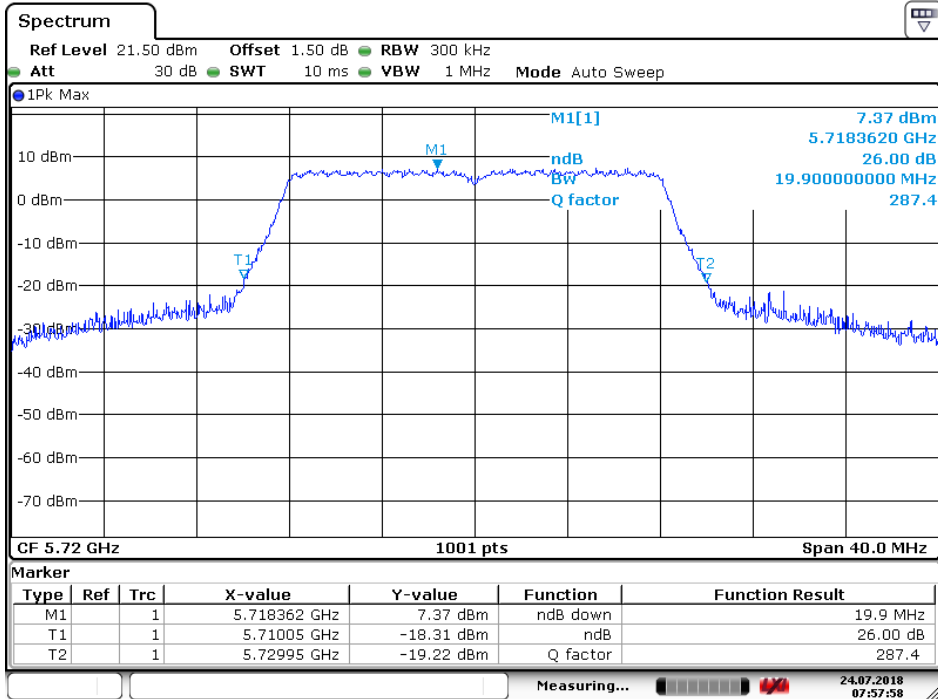
Date: 24 JUL 2018 07:56:24



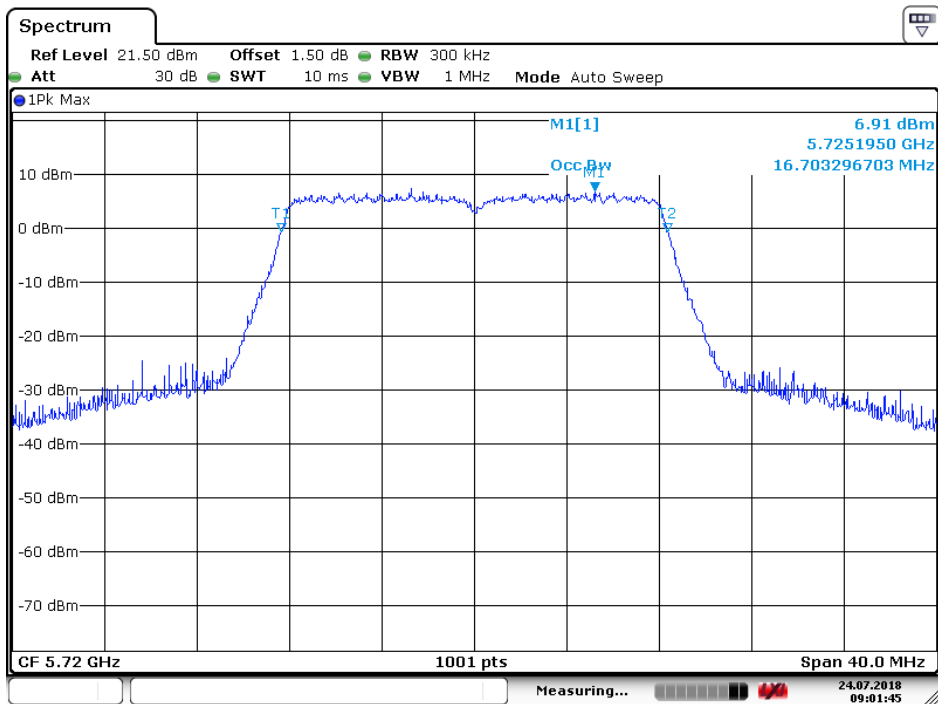
Date: 24 JUL 2018 09:01:18



5.4.2.9 11A20\_144 ANT 1



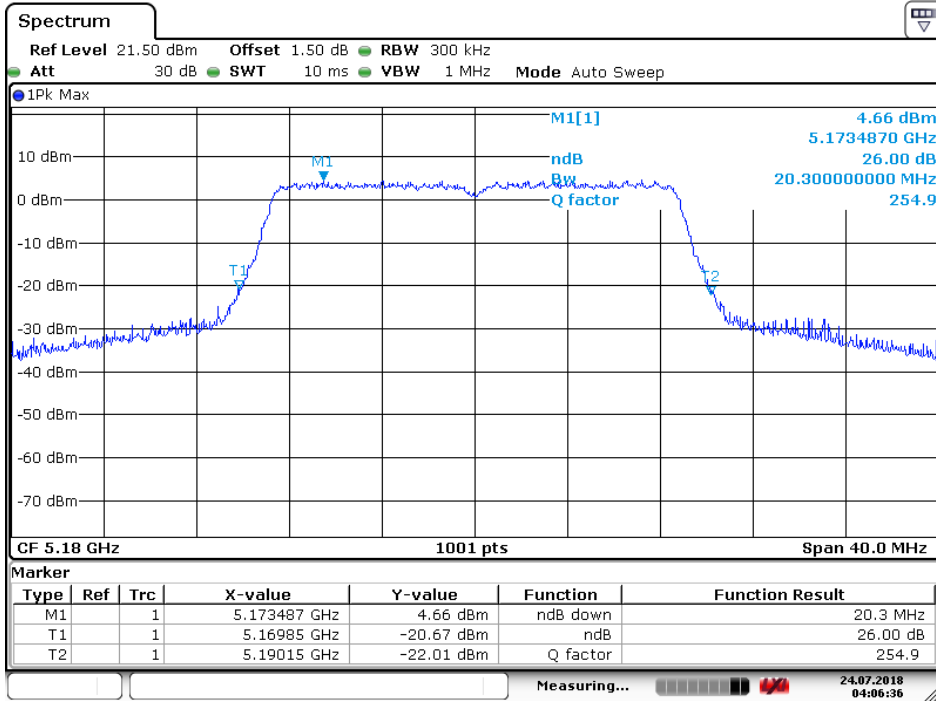
Date: 24 JUL 2018 07:57:58



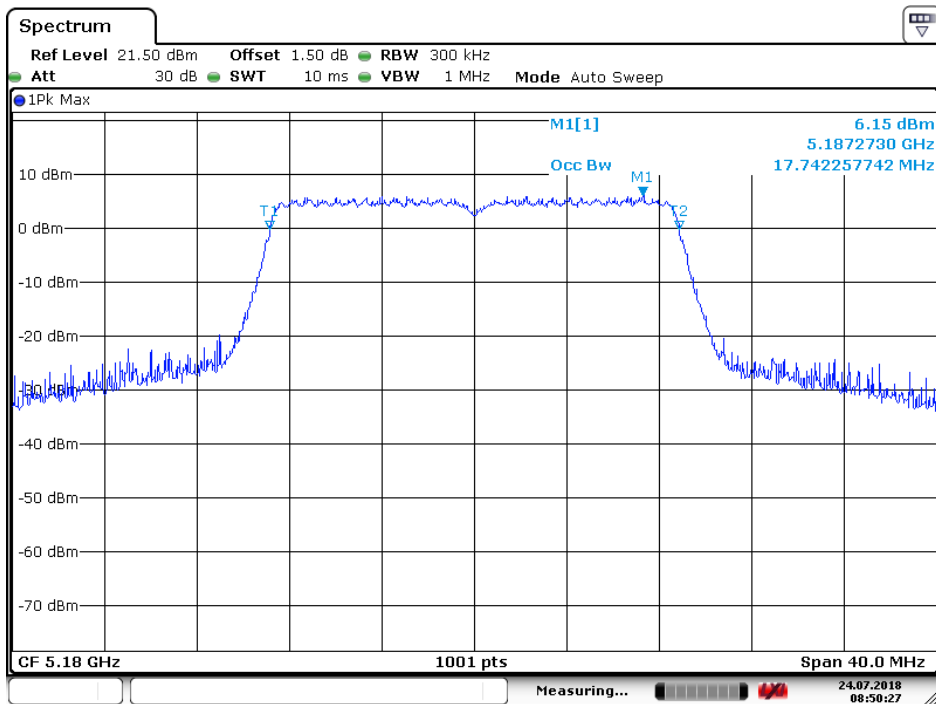
Date: 24 JUL 2018 09:01:46



5.4.2.10 11N20\_36 ANT 1



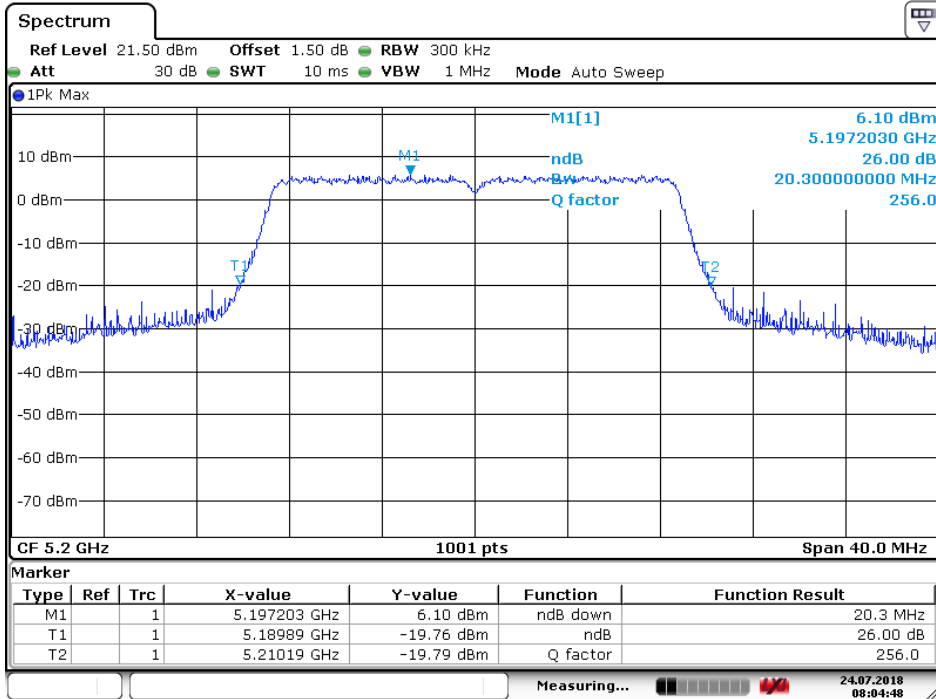
Date: 24 JUL 2018 04:06:36



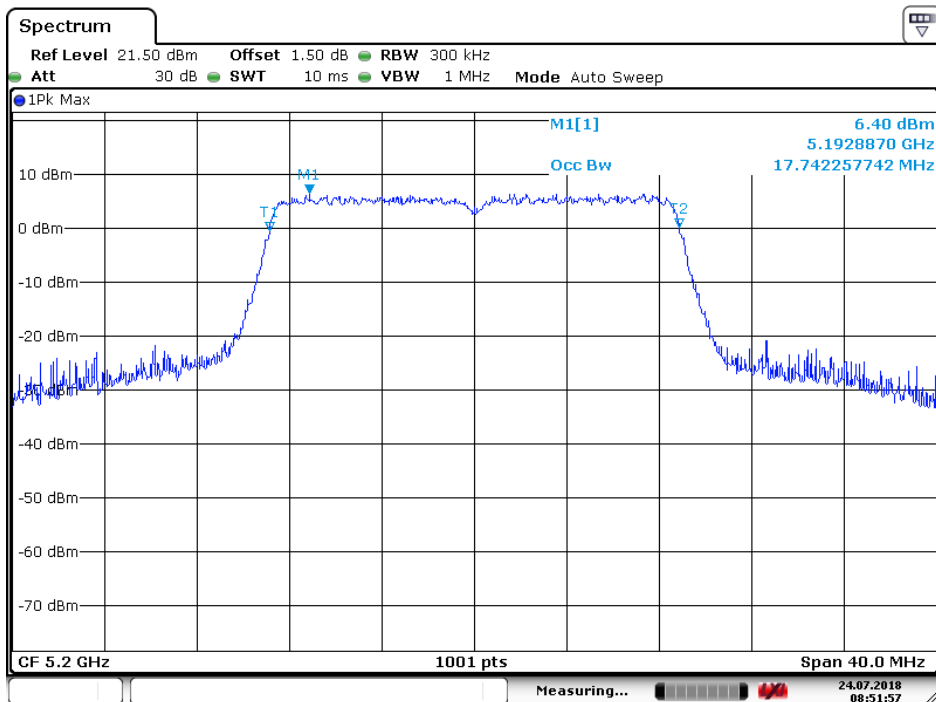
Date: 24 JUL 2018 08:50:27



5.4.2.11 11N20\_40 ANT 1



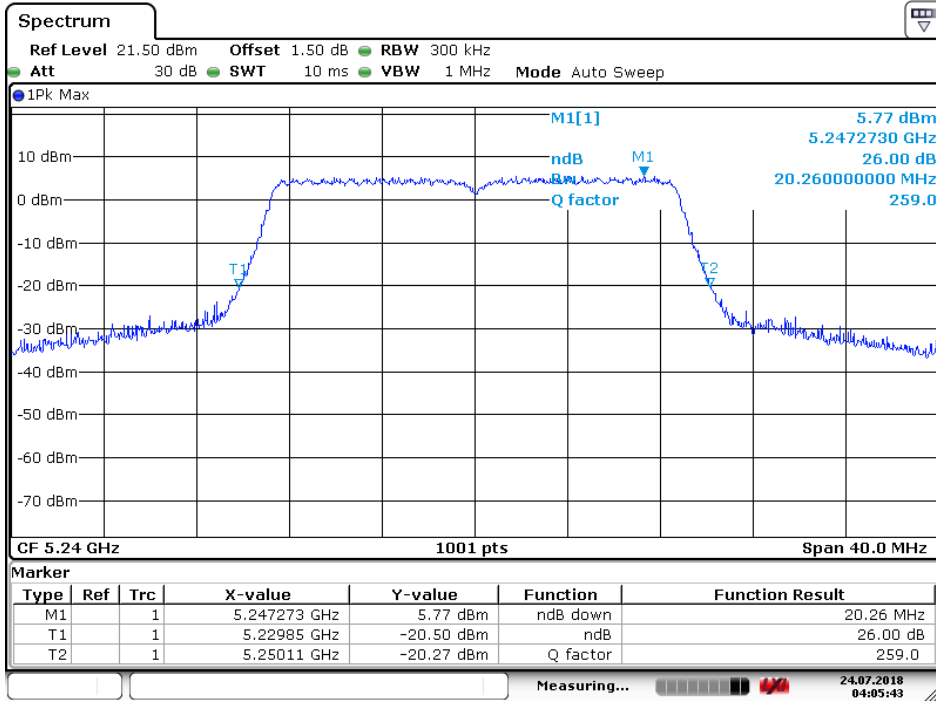
Date: 24 JUL 2018 08:04:49



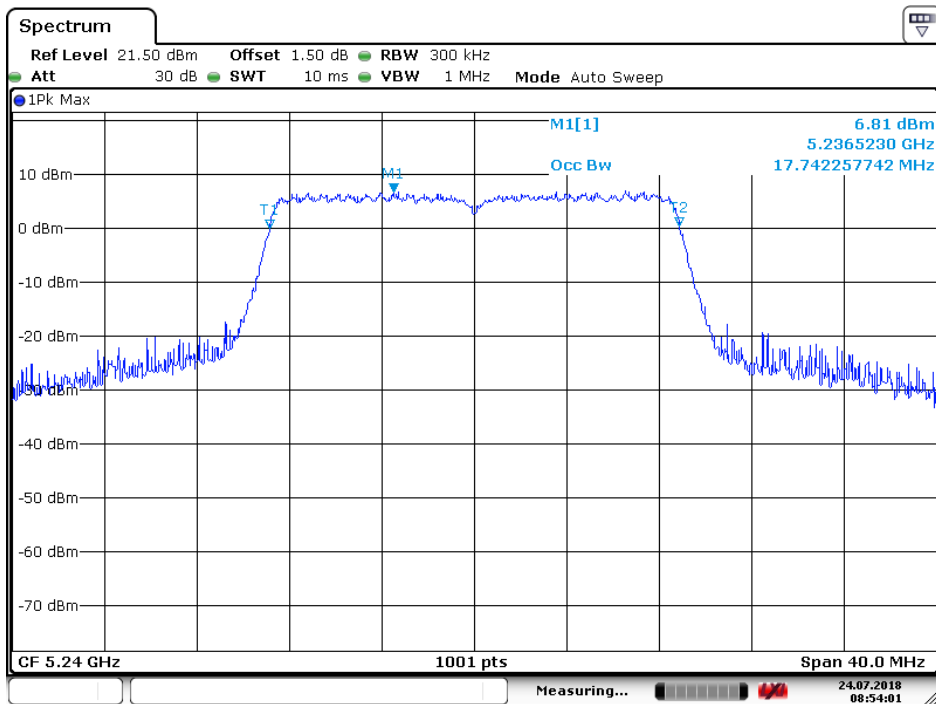
Date: 24 JUL 2018 08:51:58



5.4.2.12 11N20\_48 ANT 1



Date: 24 JUL 2018 04:05:43

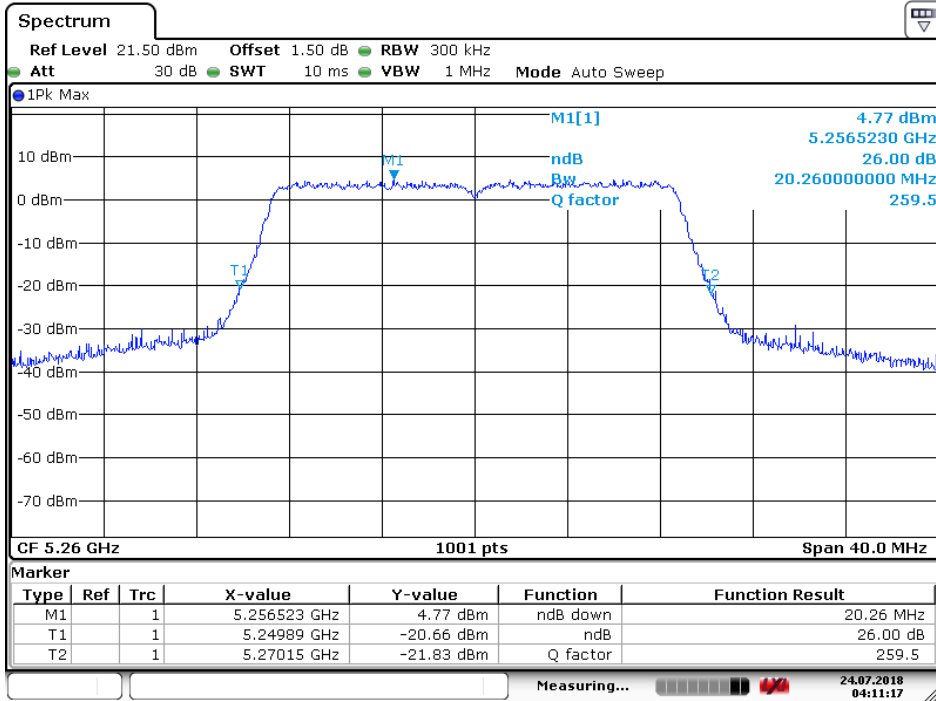


Date: 24 JUL 2018 08:54:02

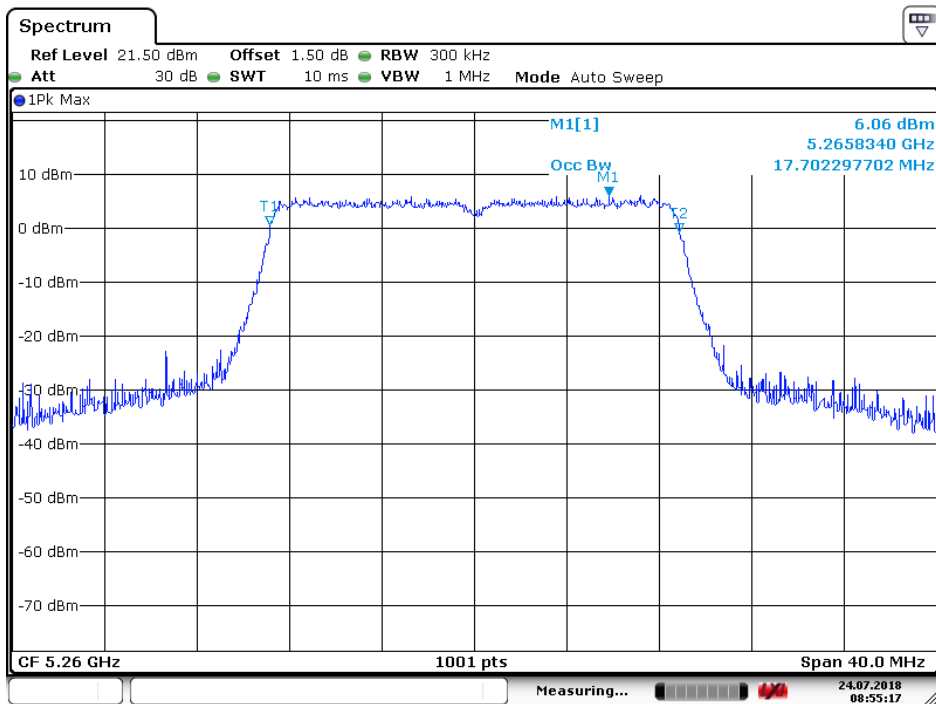




5.4.2.13 11N20\_52 ANT 1



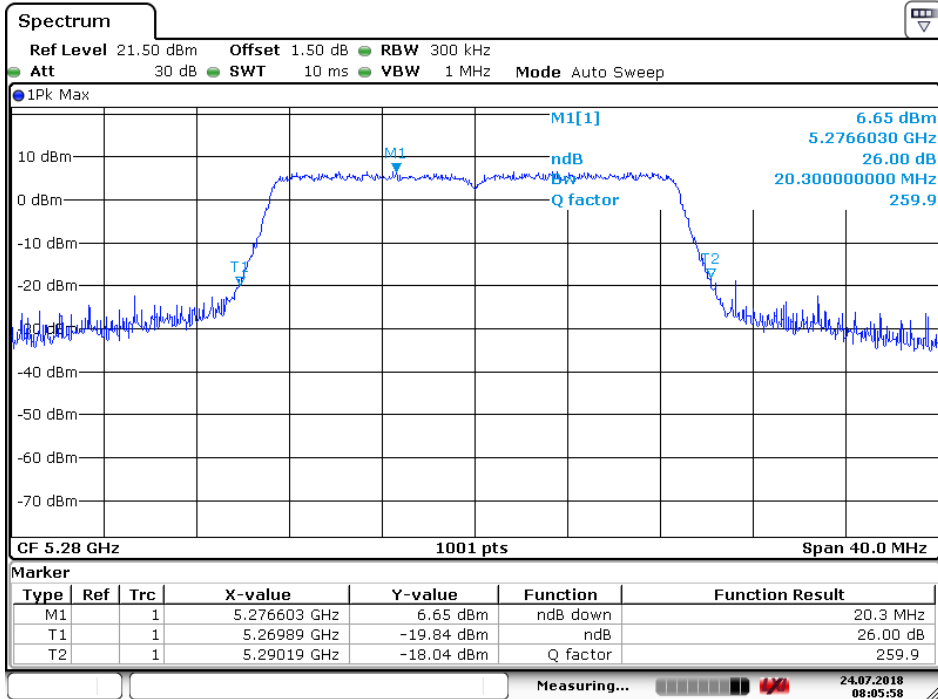
Date: 24 JUL 2018 04:11:17



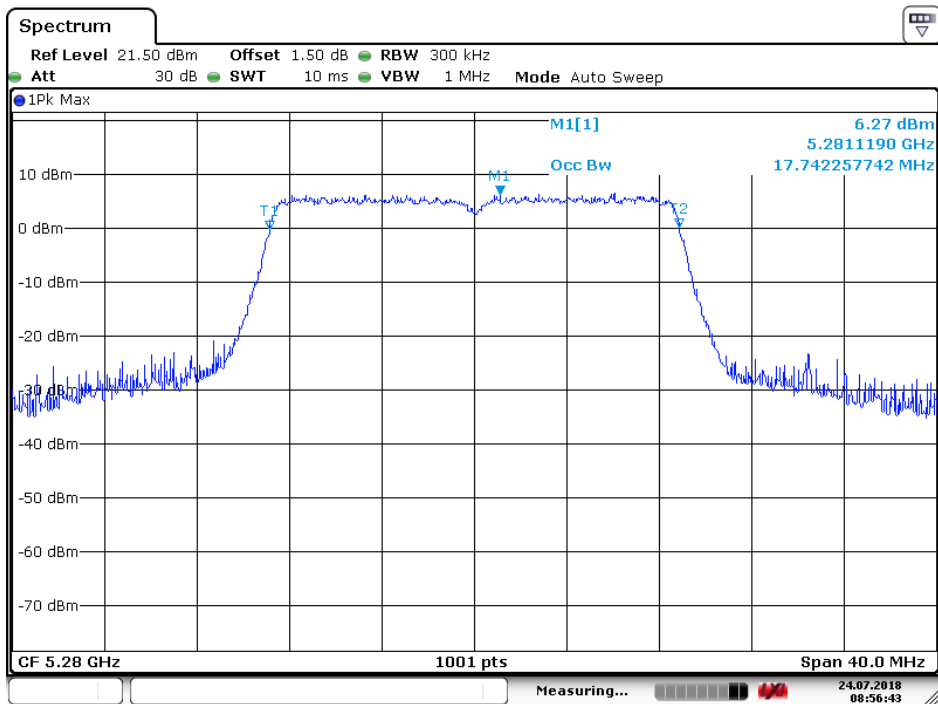
Date: 24 JUL 2018 08:55:18



5.4.2.14 11N20\_56 ANT 1



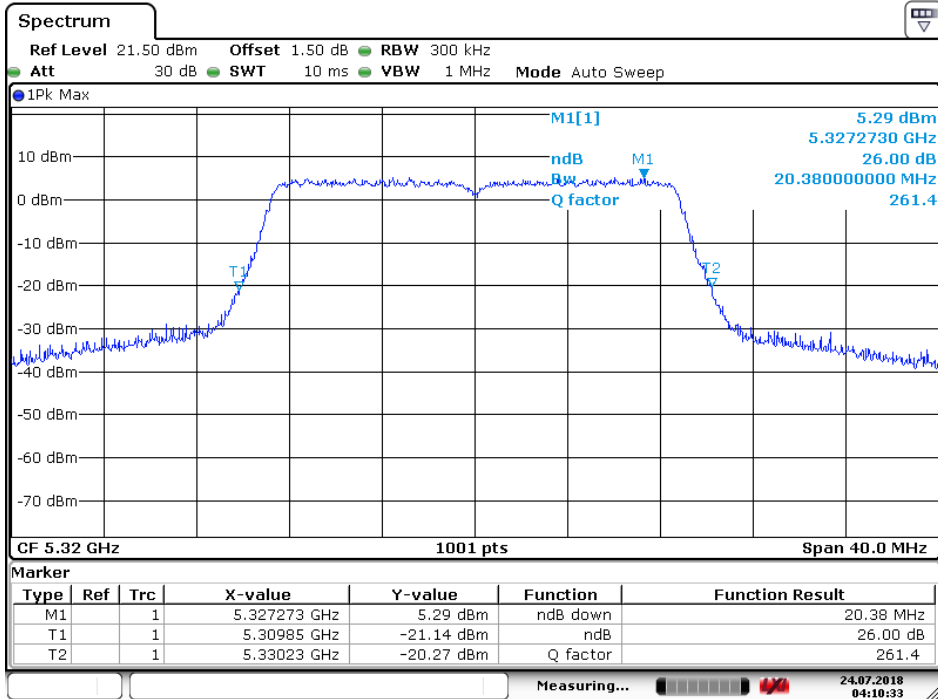
Date: 24 JUL 2018 08:05:58



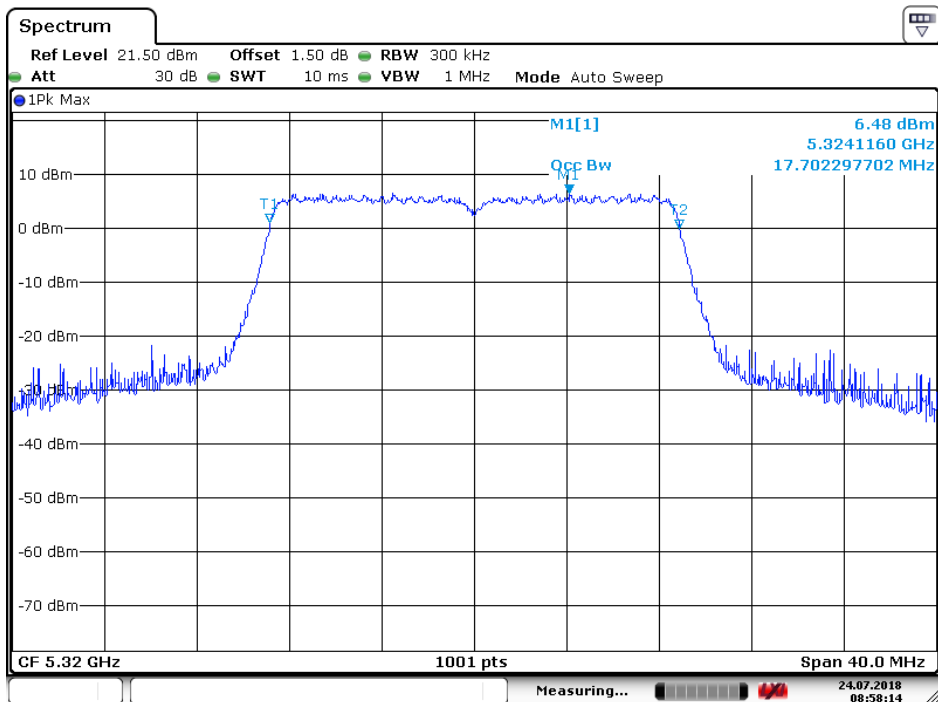
Date: 24 JUL 2018 08:56:43



5.4.2.15 11N20\_64 ANT 1



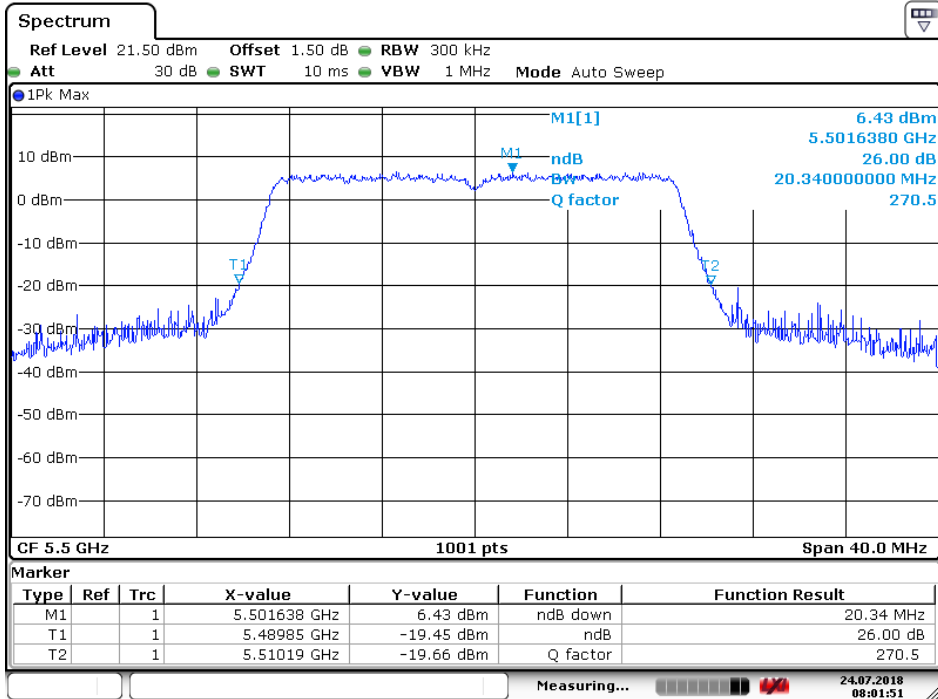
Date: 24 JUL 2018 04:10:33



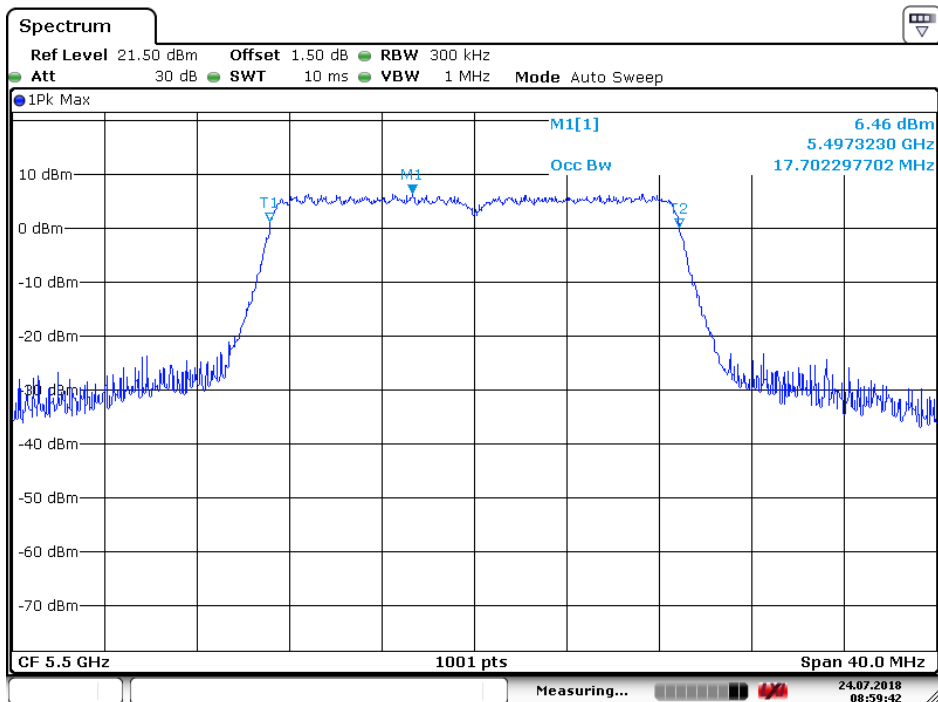
Date: 24 JUL 2018 08:58:15



5.4.2.16 11N20\_100 ANT 1



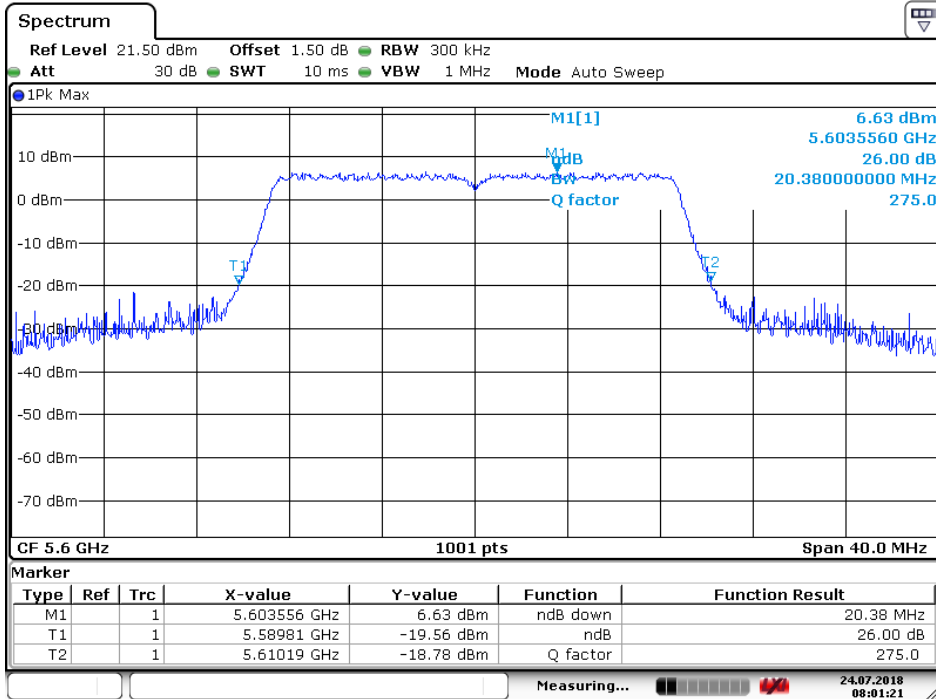
Date: 24 JUL 2018 08:01:51



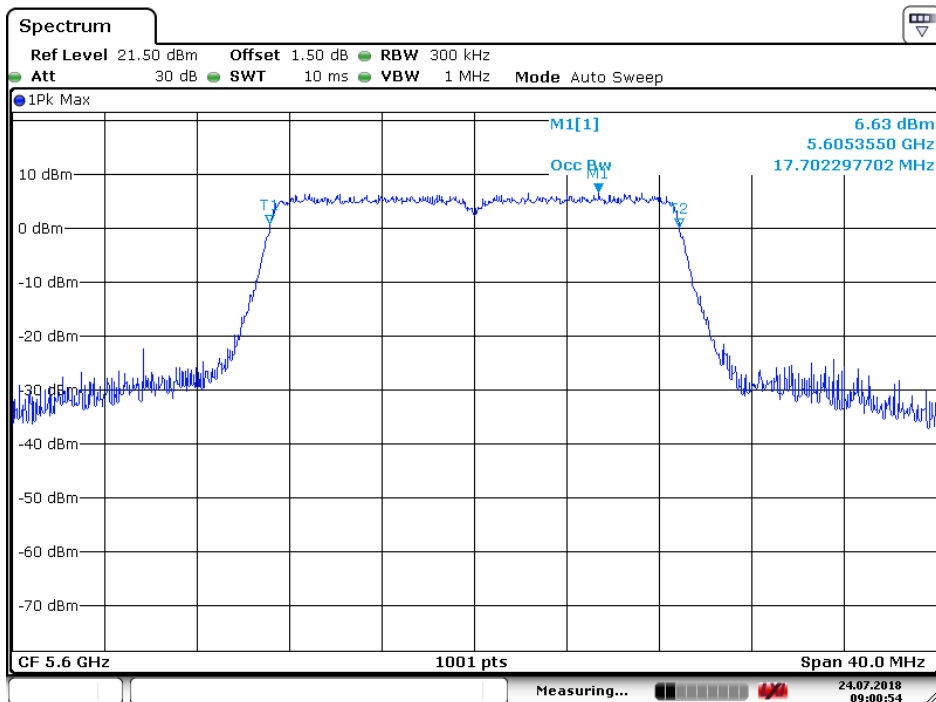
Date: 24 JUL 2018 08:59:42



5.4.2.17 11N20\_120 ANT 1



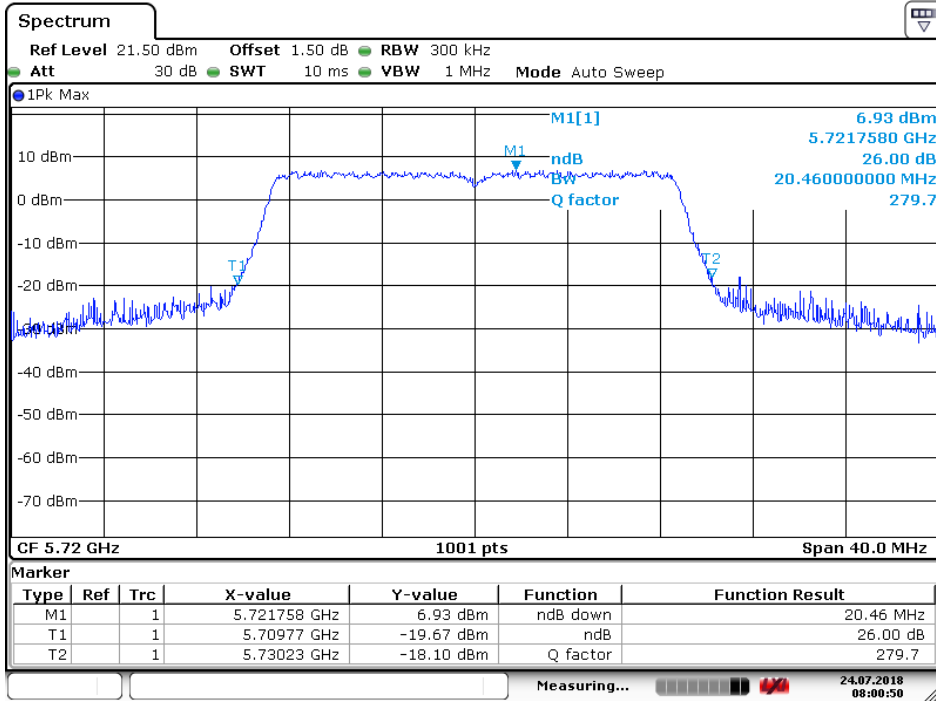
Date: 24 JUL 2018 08:01:22



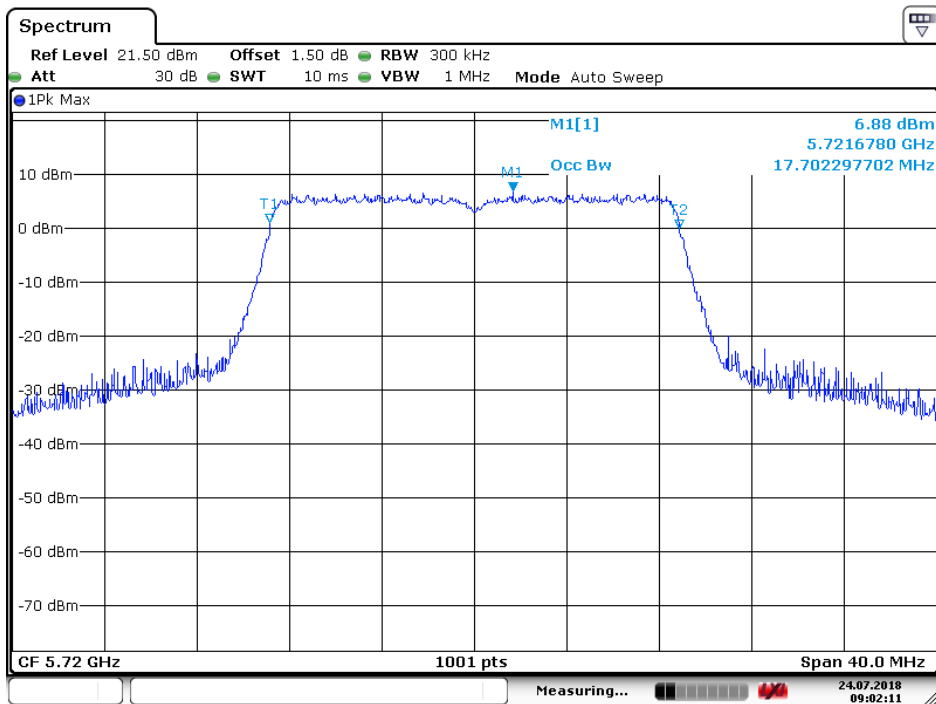
Date: 24 JUL 2018 09:00:54



5.4.2.18 11N20\_144 ANT 1



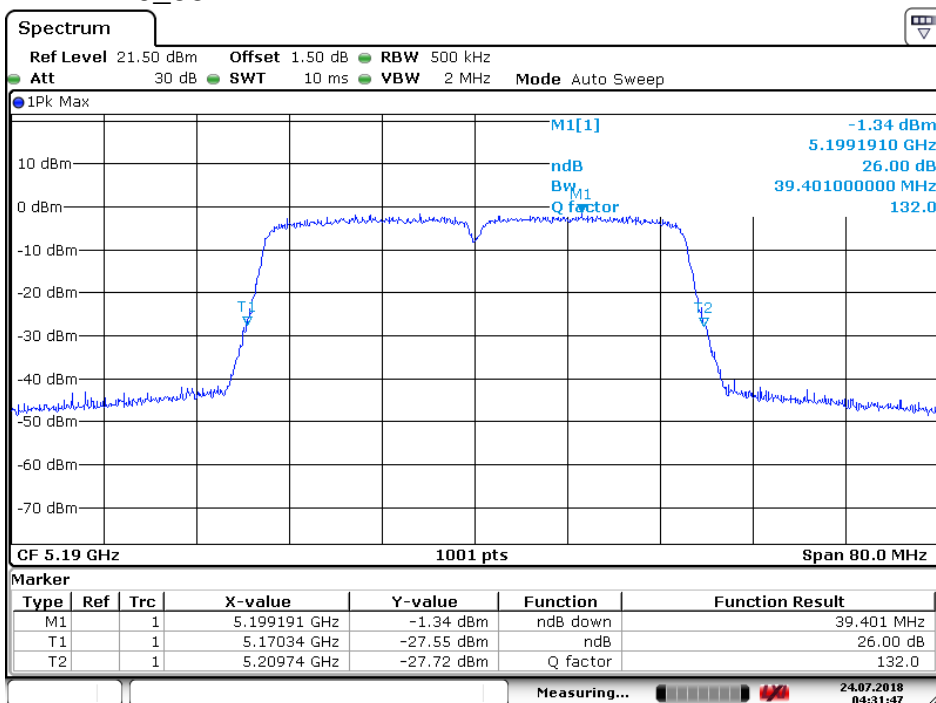
Date: 24 JUL 2018 08:00:50



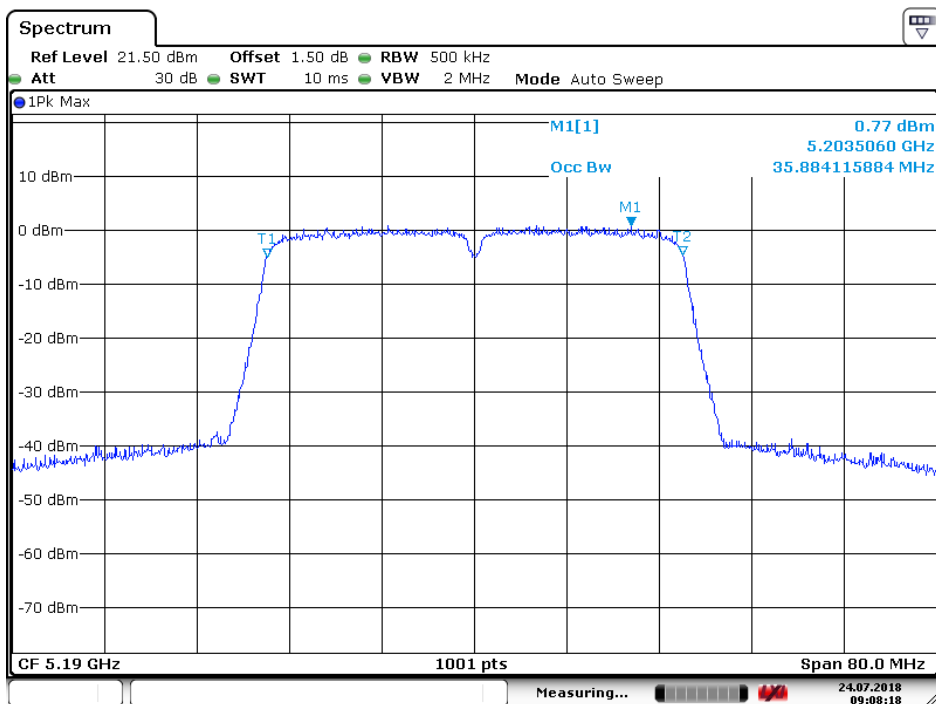
Date: 24 JUL 2018 09:02:11



5.4.2.19 11N40\_38 ANT 1



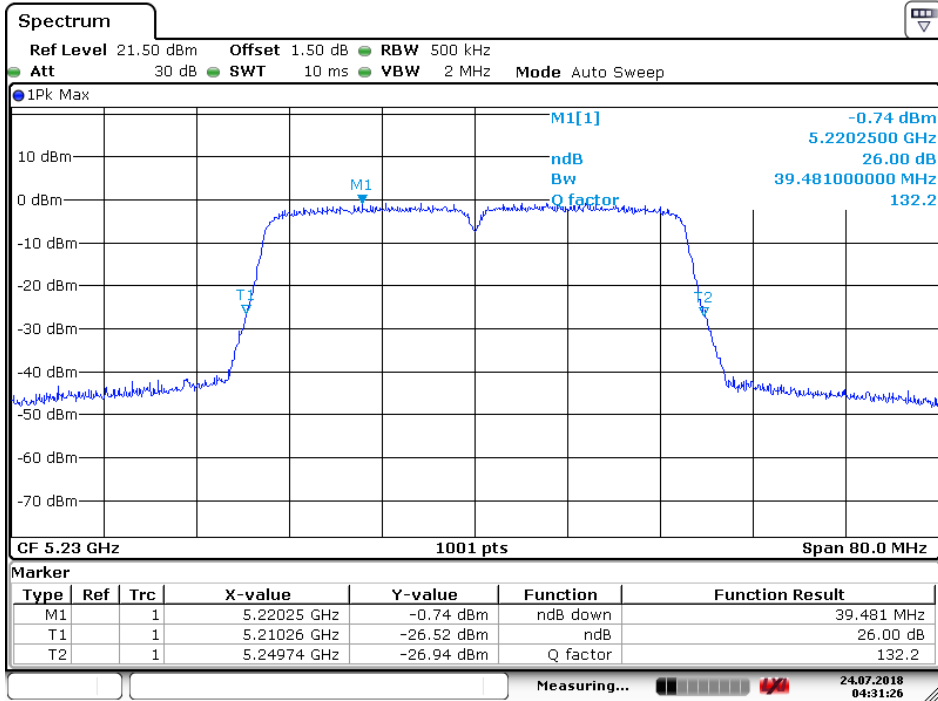
Date: 24 JUL 2018 04:31:47



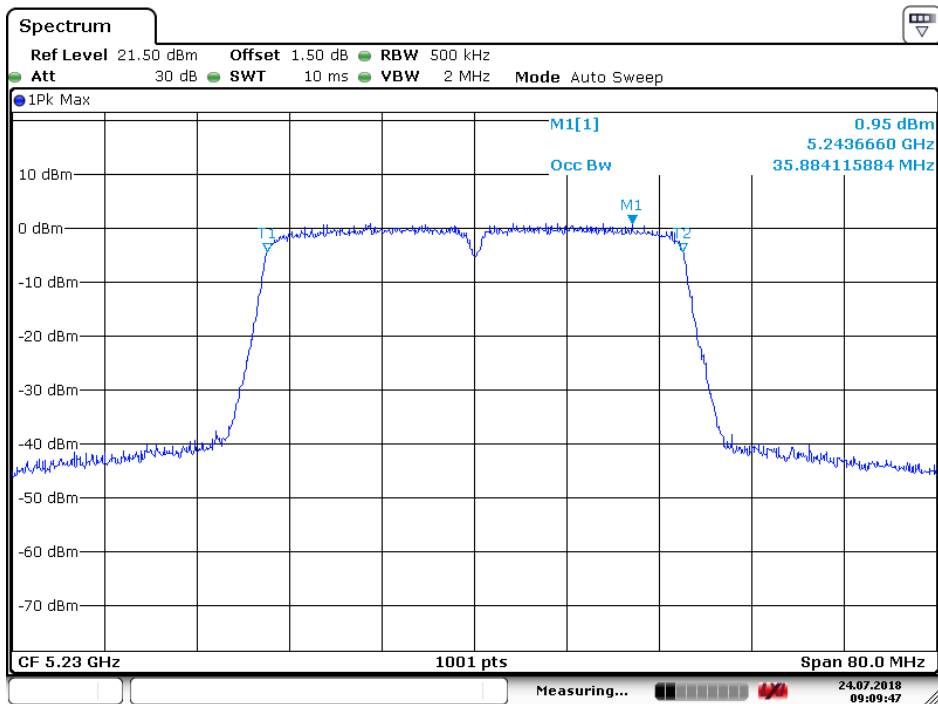
Date: 24 JUL 2018 09:08:18



5.4.2.20 11N40\_46 ANT 1



Date: 24 JUL 2018 04:31:27

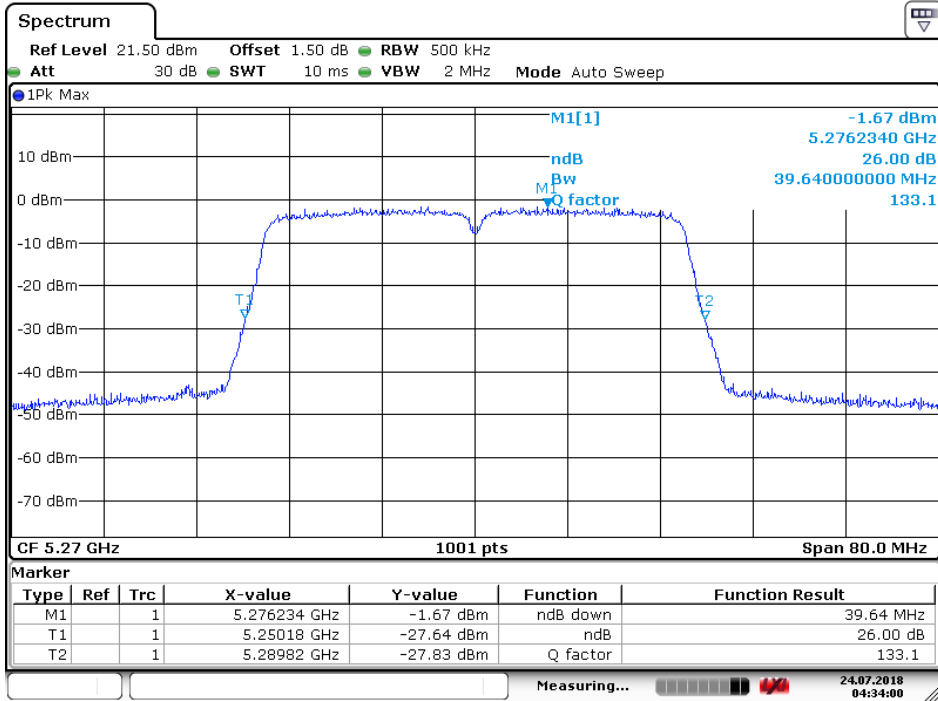


Date: 24 JUL 2018 09:09:48

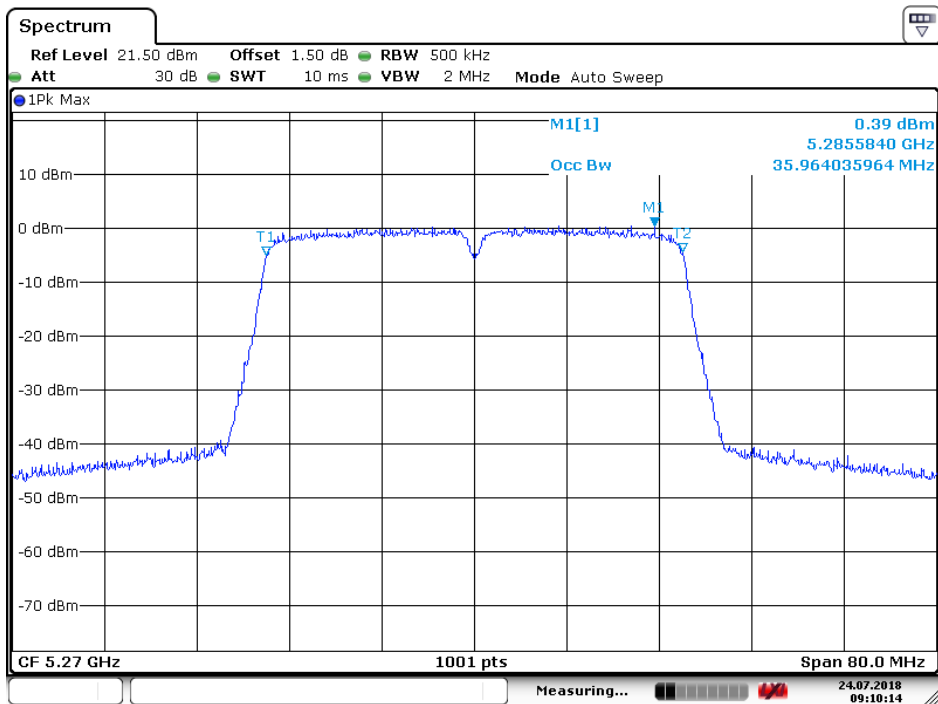




5.4.2.21 11N40\_54 ANT 1



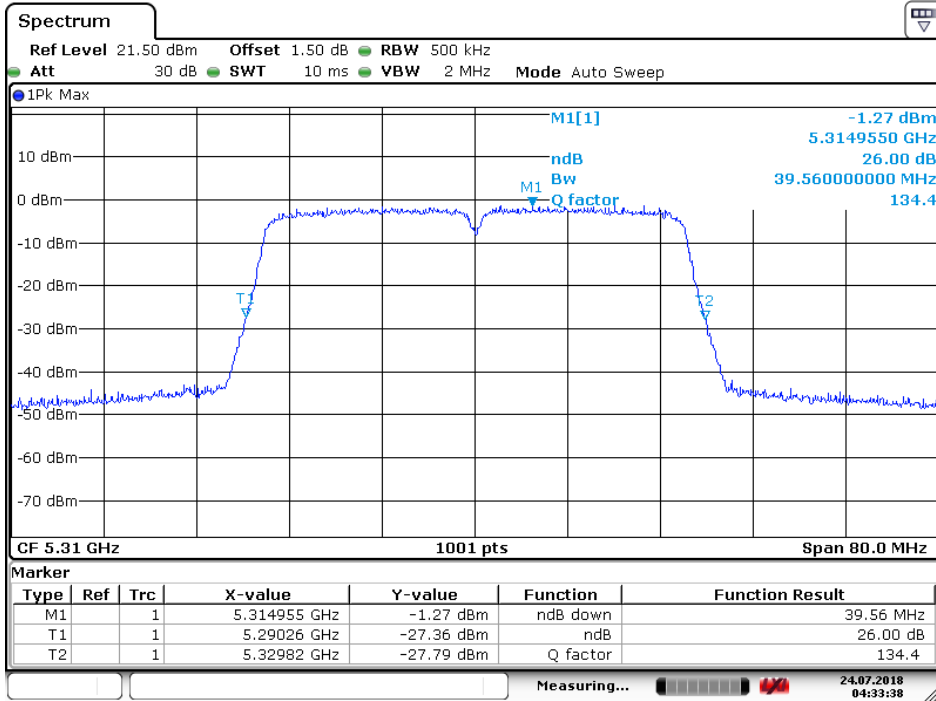
Date: 24 JUL 2018 04:34:01



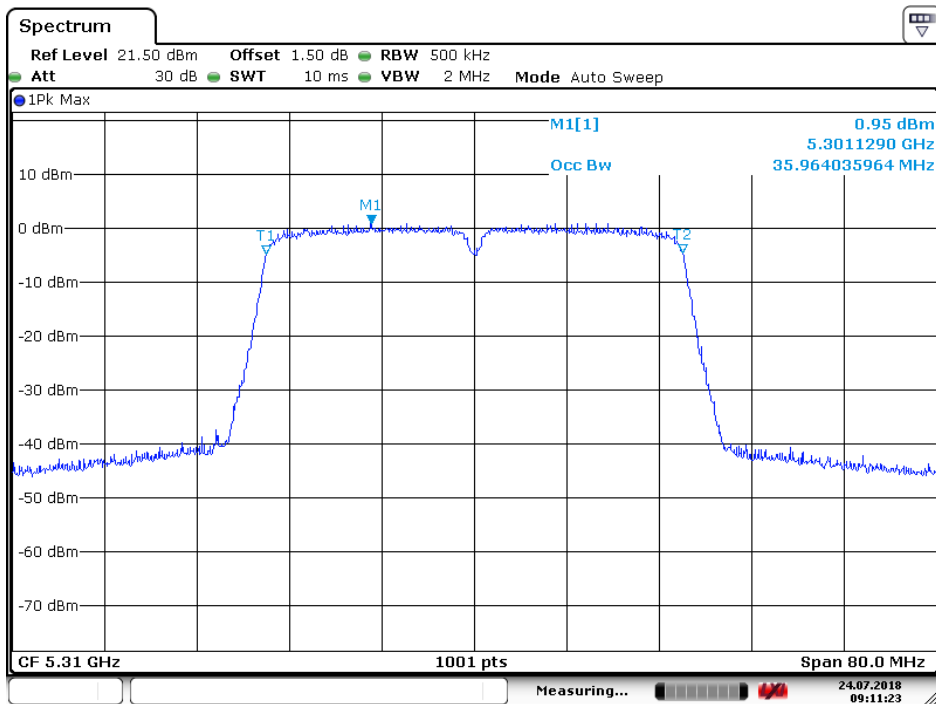
Date: 24 JUL 2018 09:10:15



5.4.2.22 11N40\_62 ANT 1



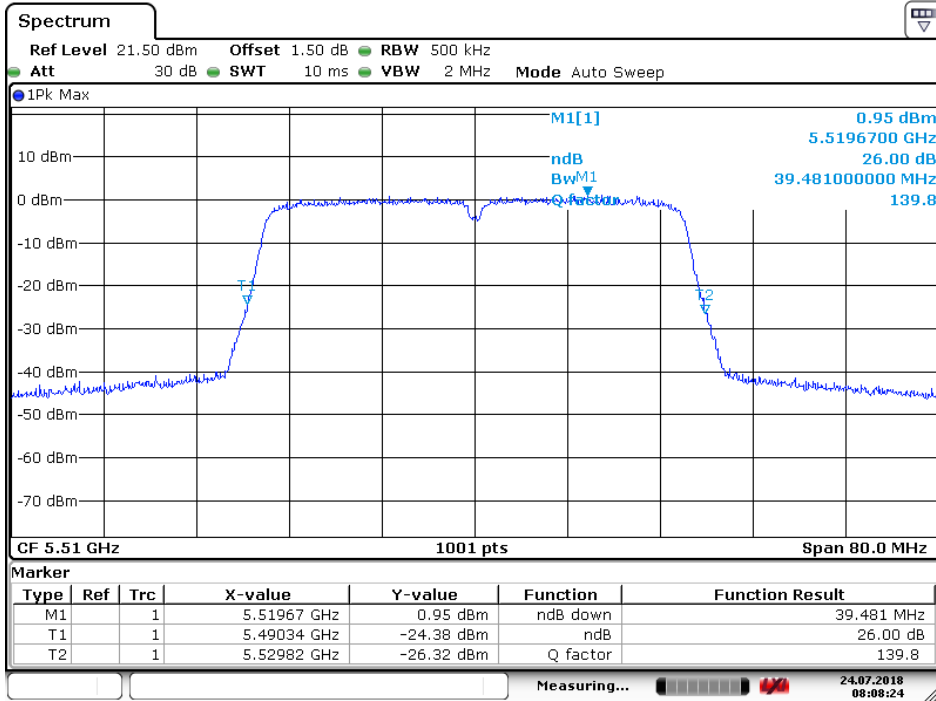
Date: 24 JUL 2018 04:33:38



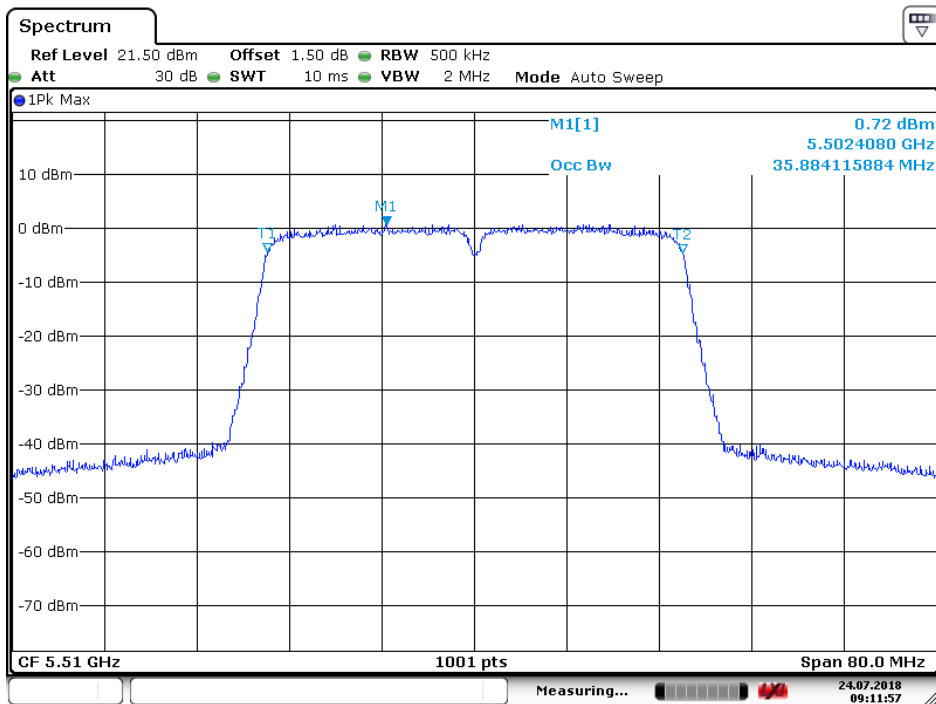
Date: 24 JUL 2018 09:11:24



5.4.2.23 11N40\_102 ANT 1



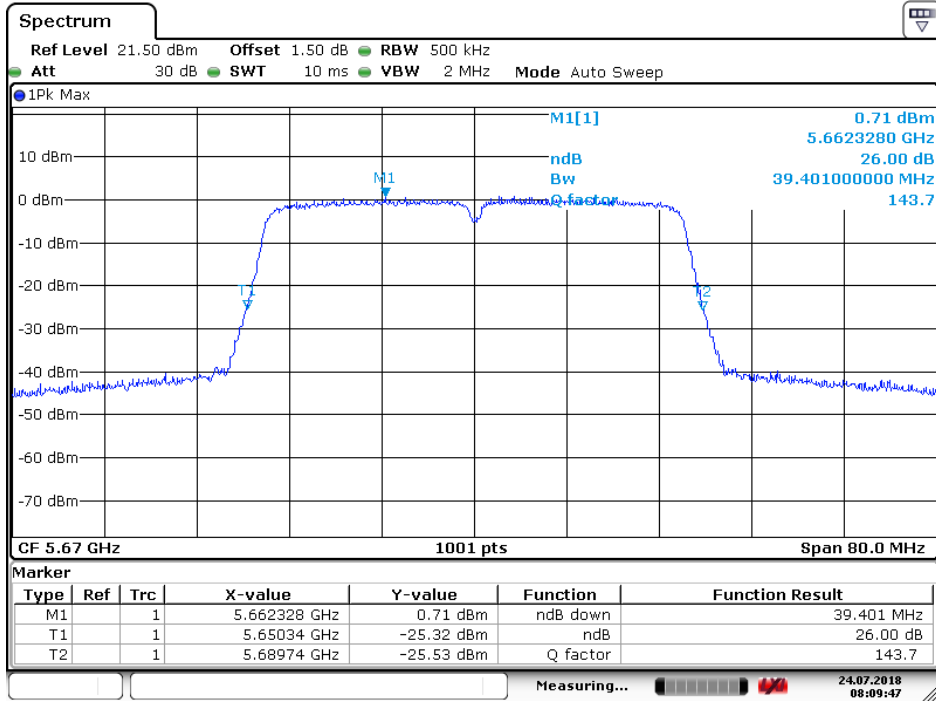
Date: 24 JUL 2018 08:08:24



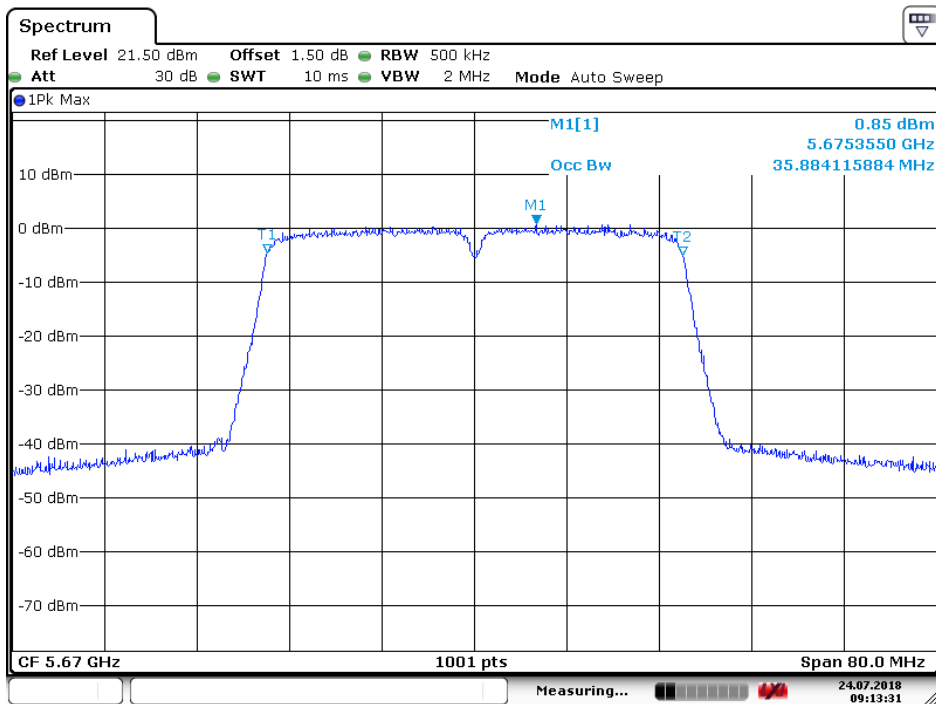
Date: 24 JUL 2018 09:11:57



5.4.2.24 11N40\_134 ANT 1



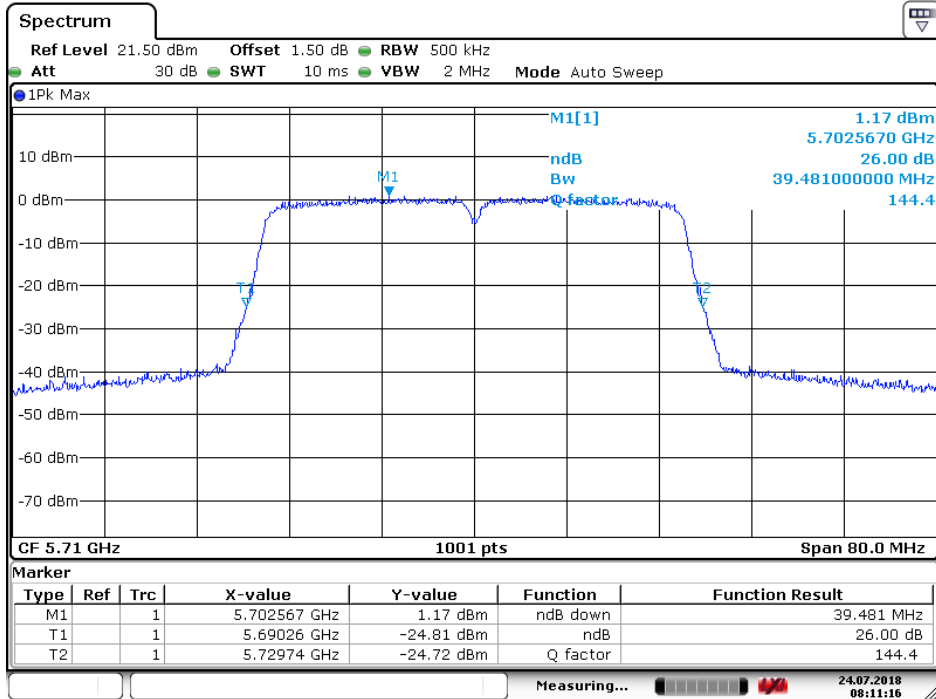
Date: 24 JUL 2018 08:09:48



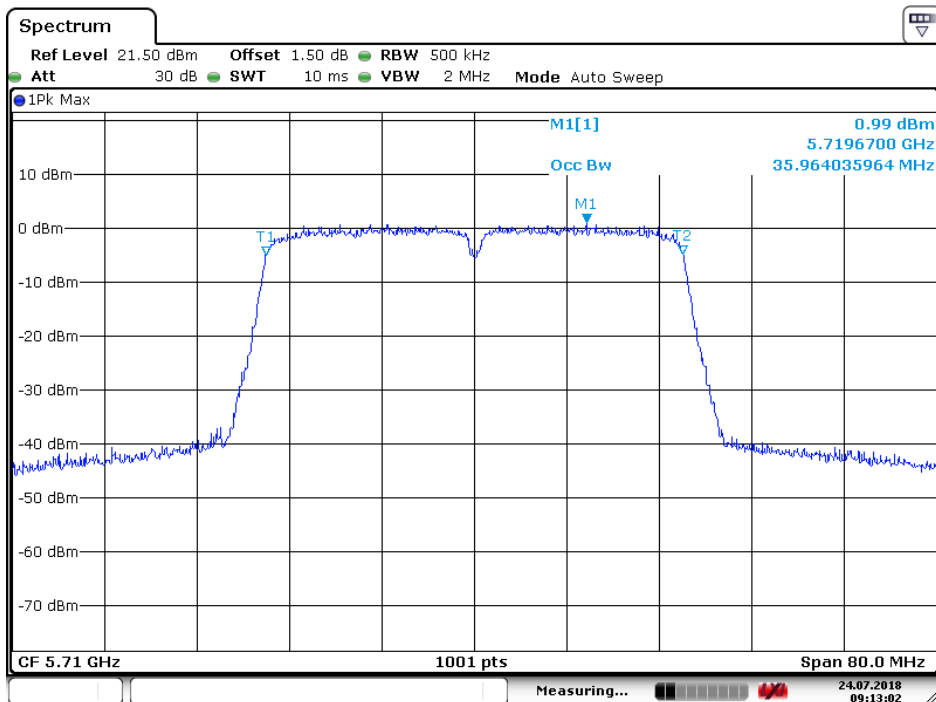
Date: 24 JUL 2018 09:13:32



5.4.2.25 11N40\_142 ANT 1



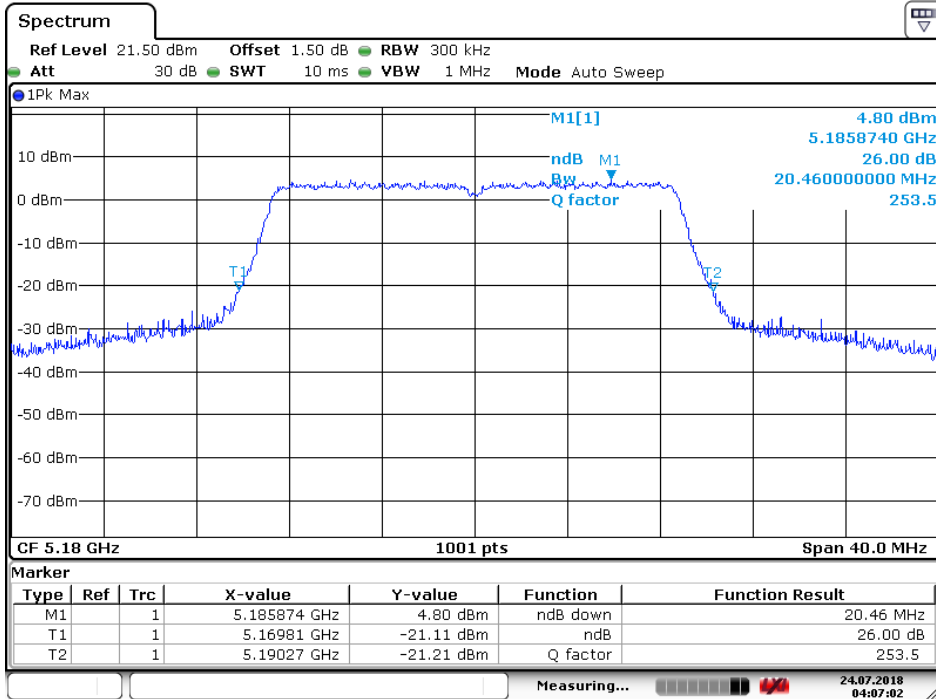
Date: 24 JUL 2018 08:11:15



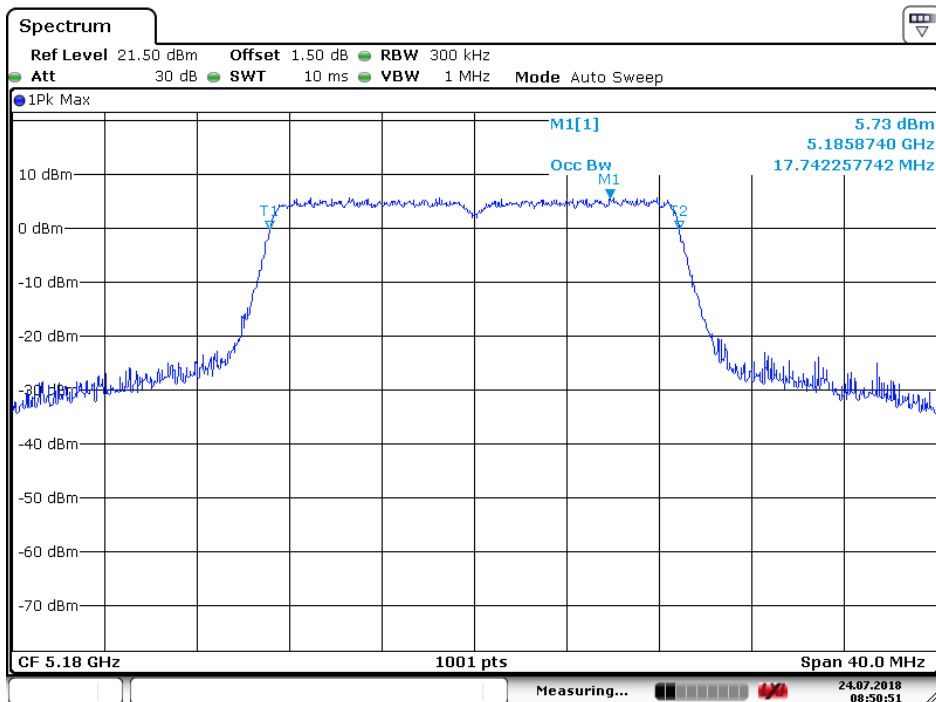
Date: 24 JUL 2018 09:13:02



5.4.2.26 11AC20\_36 ANT 1



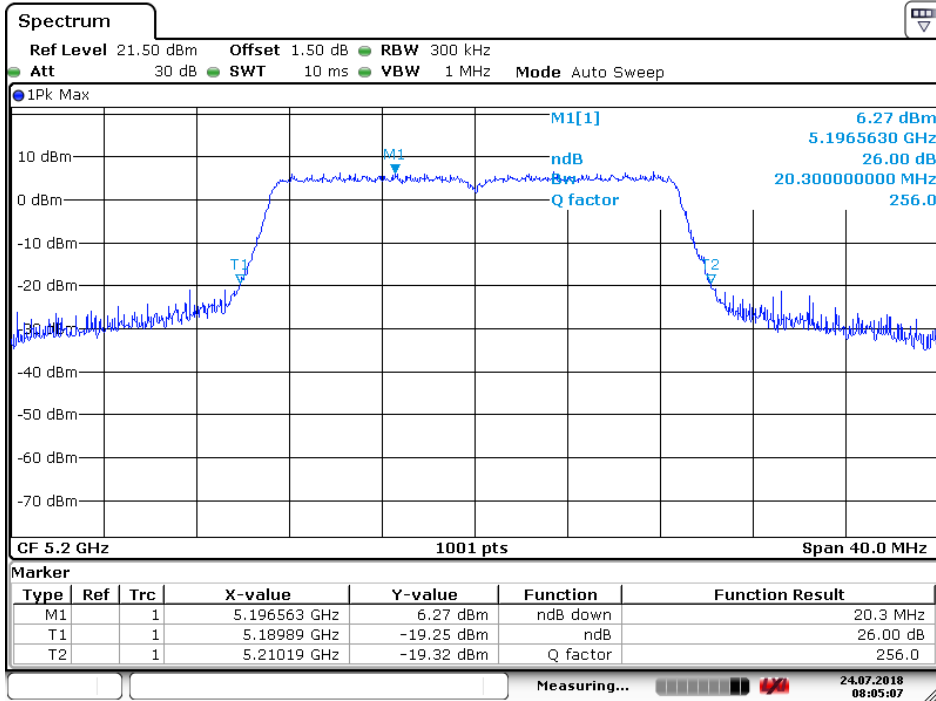
Date: 24 JUL 2018 04:07:03



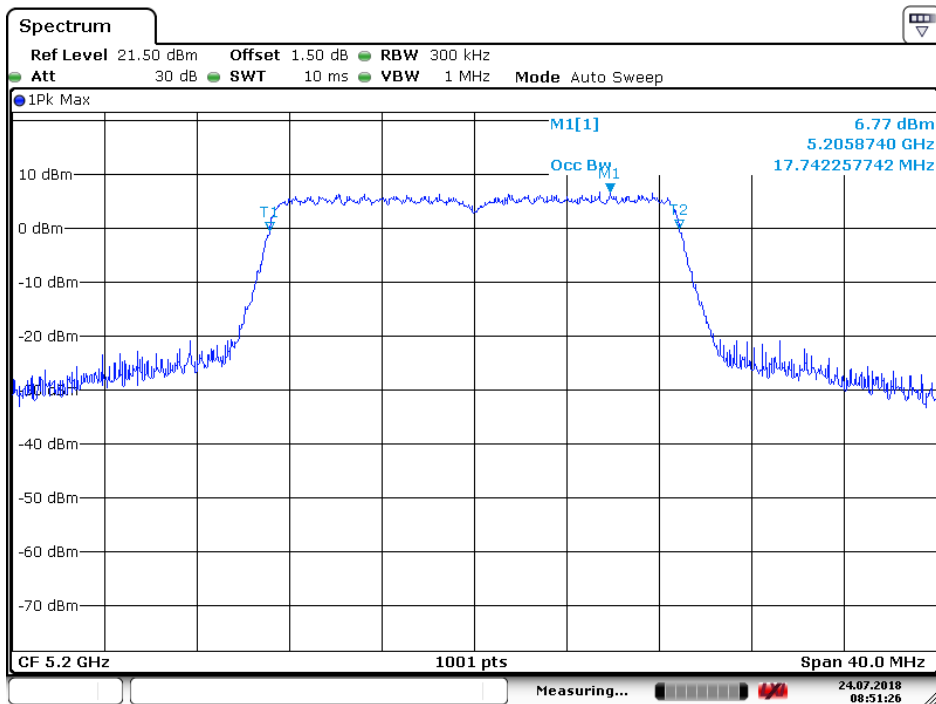
Date: 24 JUL 2018 08:50:51



5.4.2.27 11AC20\_40 ANT 1



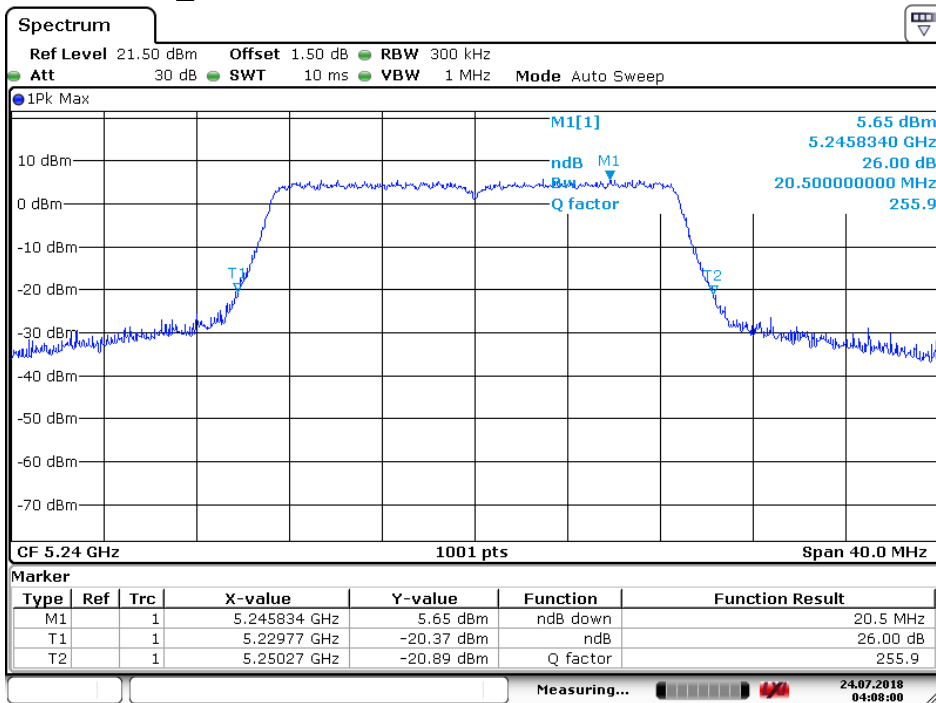
Date: 24 JUL 2018 08:05:08



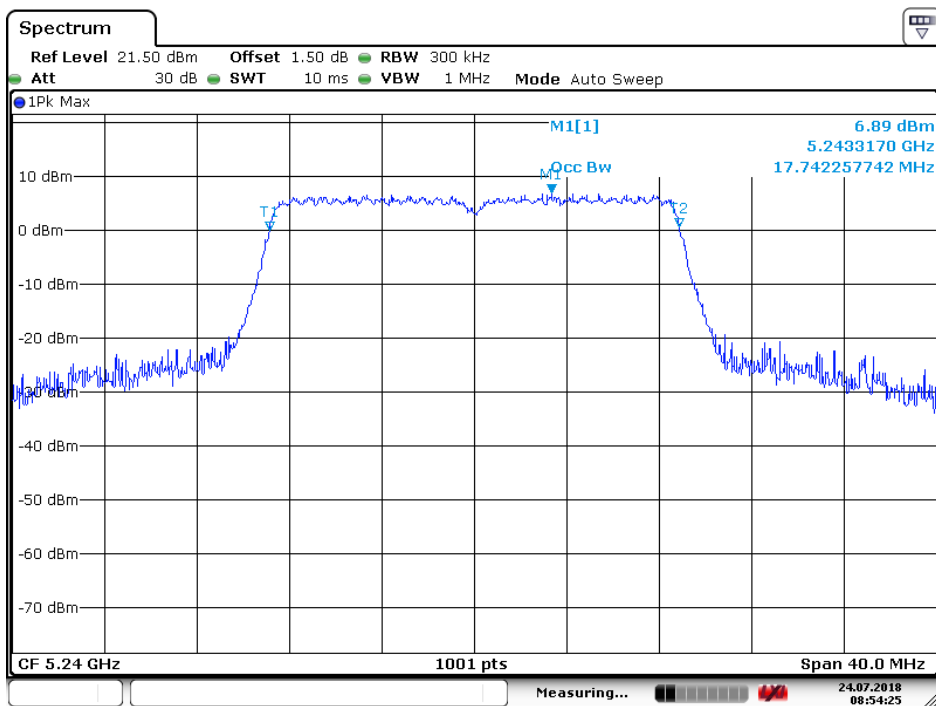
Date: 24 JUL 2018 08:51:27



5.4.2.28 11AC20\_48 ANT 1



Date: 24 JUL 2018 04:08:00

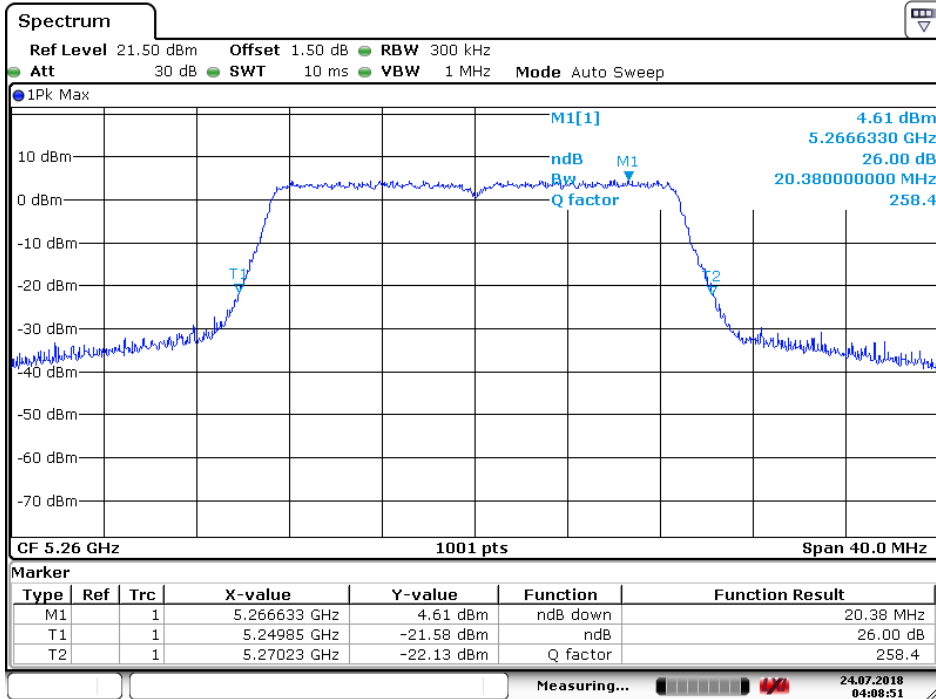


Date: 24 JUL 2018 08:54:25

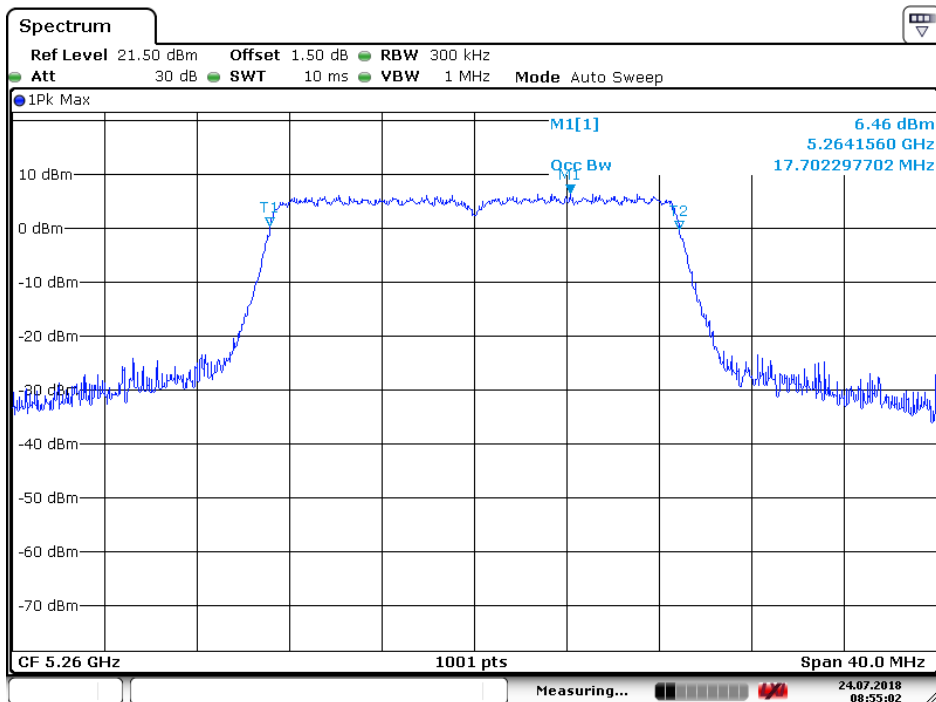




5.4.2.29 11AC20\_52 ANT 1



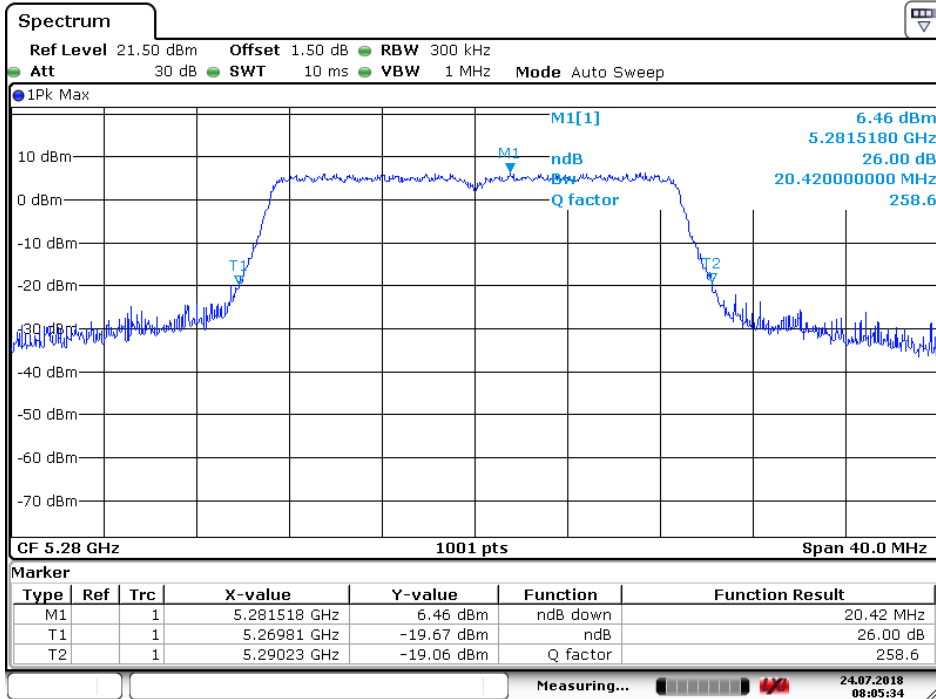
Date: 24 JUL 2018 04:08:51



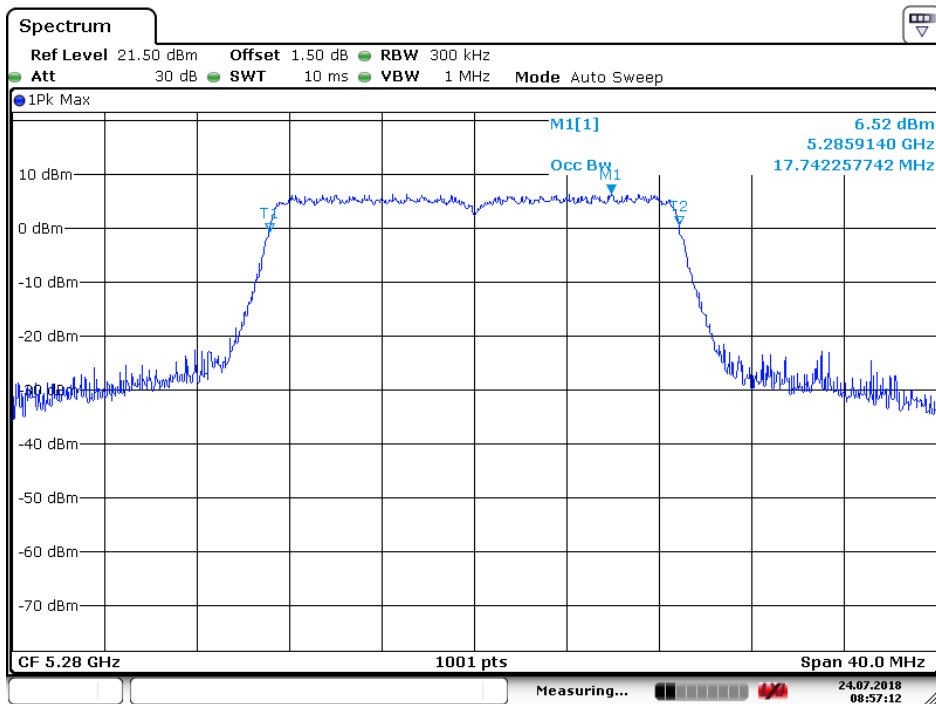
Date: 24 JUL 2018 08:55:02



5.4.2.30 11AC20\_56 ANT 1



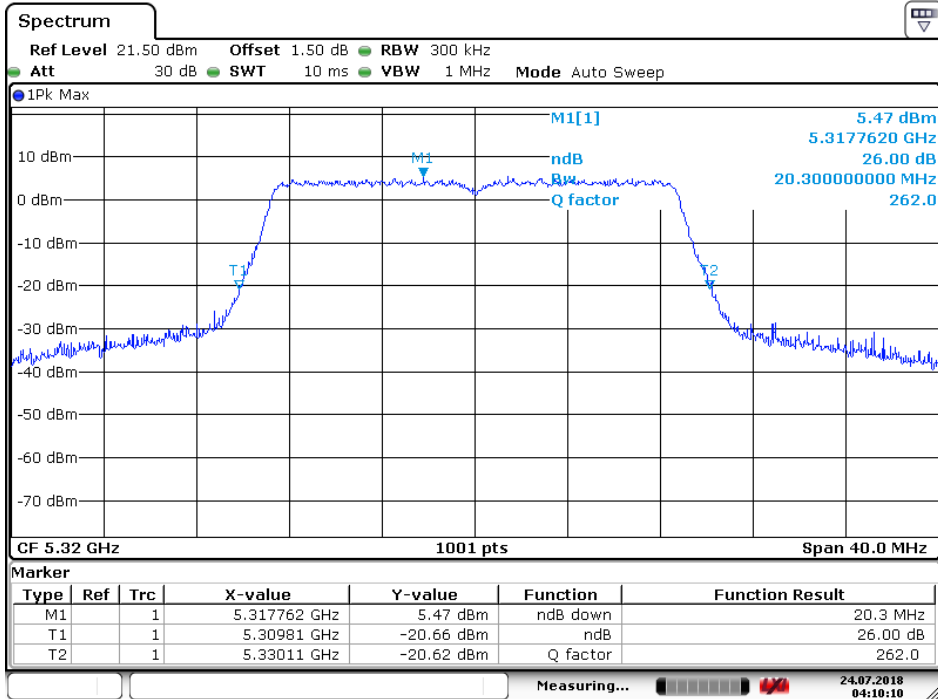
Date: 24 JUL 2018 08:05:34



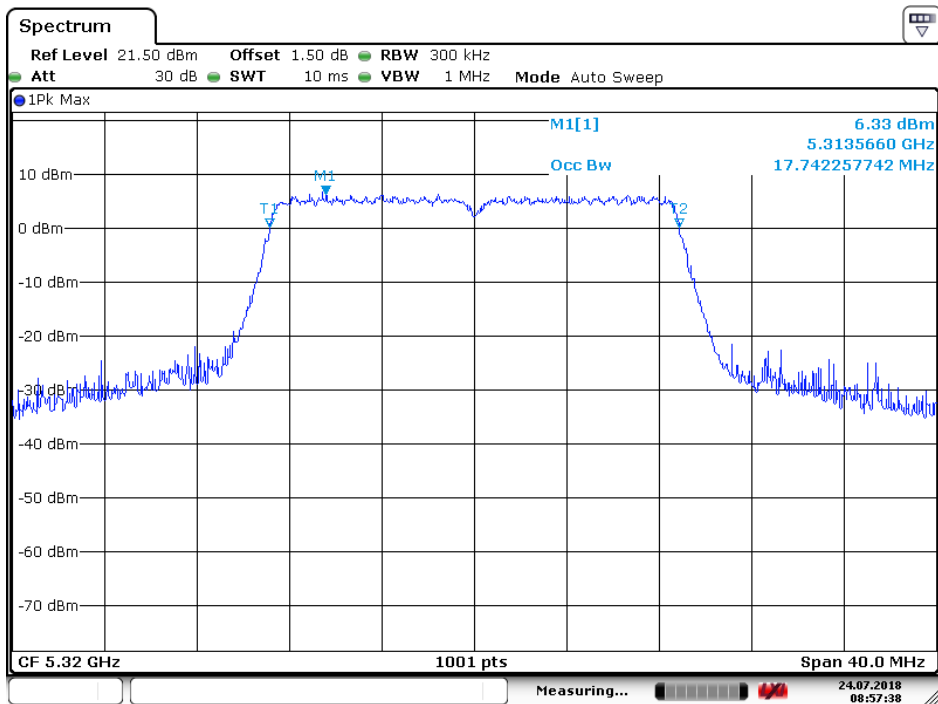
Date: 24 JUL 2018 08:57:12



5.4.2.31 11AC20\_64 ANT 1



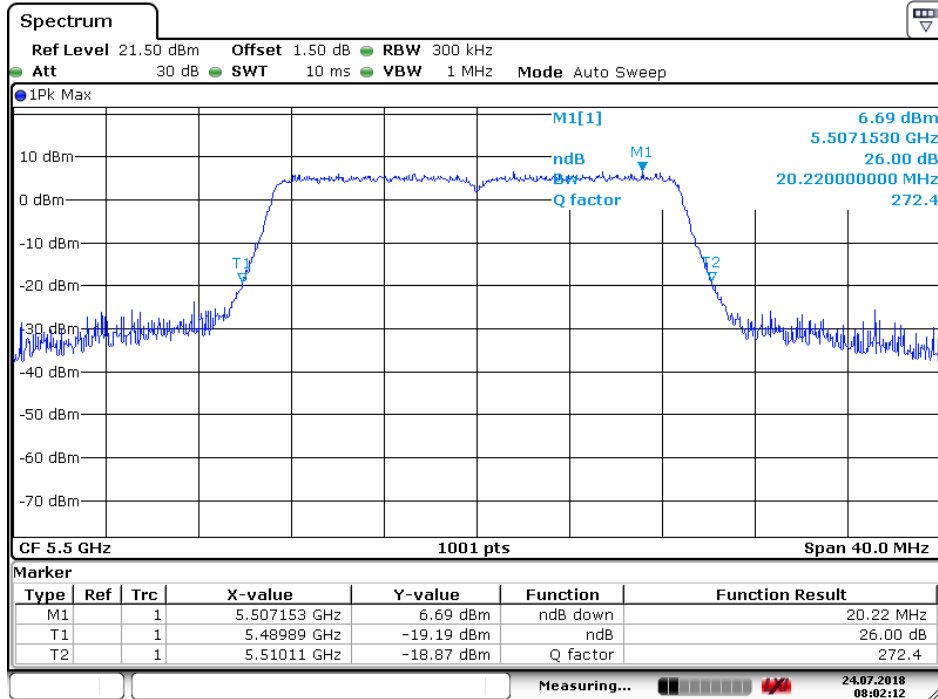
Date: 24 JUL 2018 04:10:10



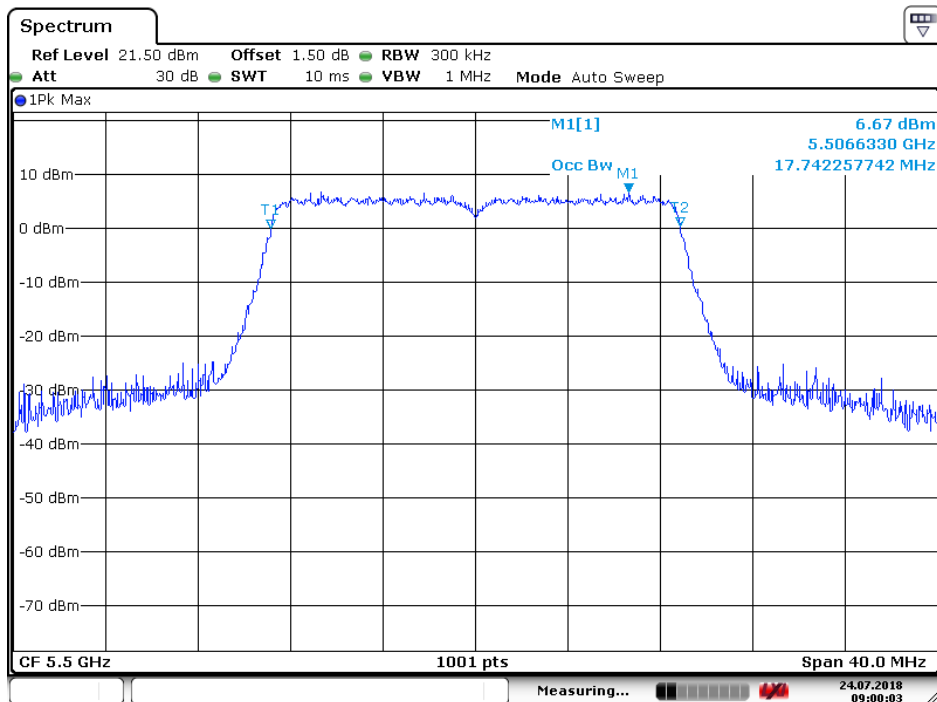
Date: 24 JUL 2018 08:57:39



5.4.2.32 11AC20\_100 ANT 1



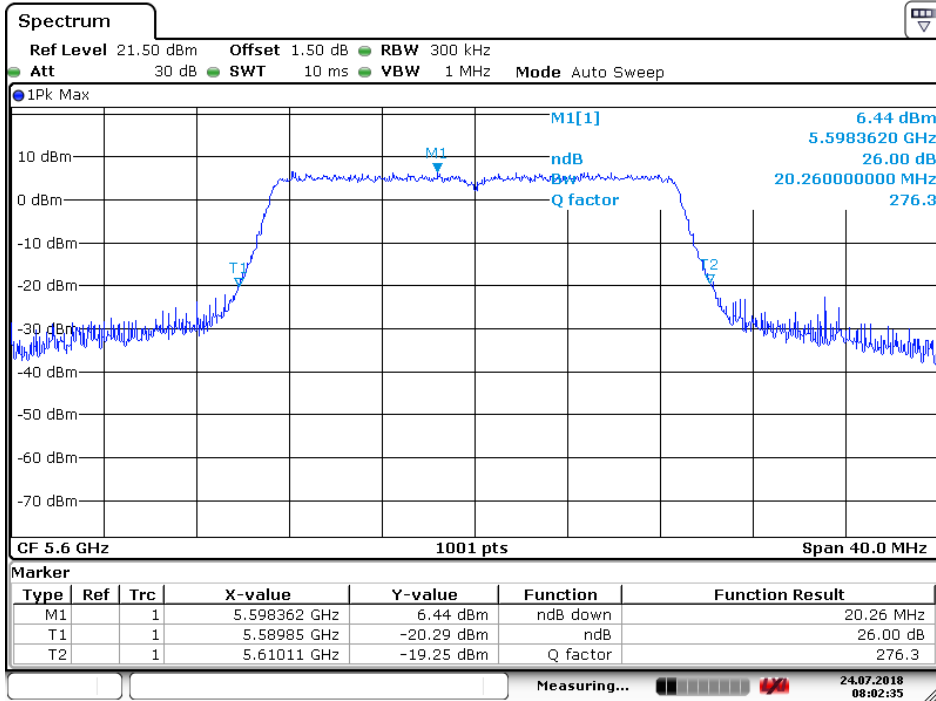
Date: 24 JUL 2018 08:02:12



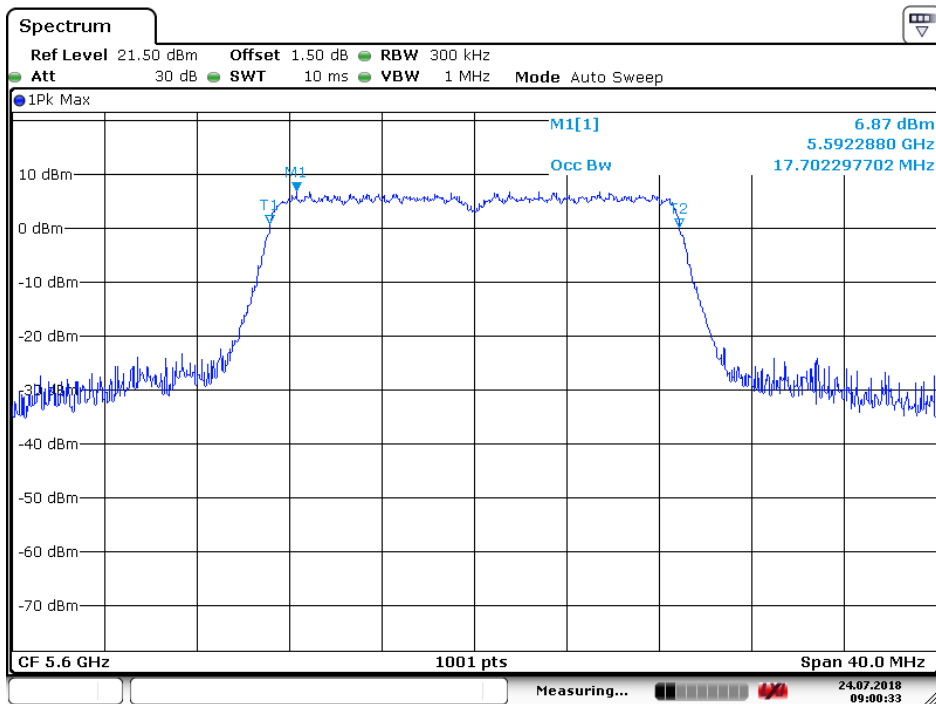
Date: 24 JUL 2018 09:00:04



5.4.2.33 11AC20\_120 ANT 1



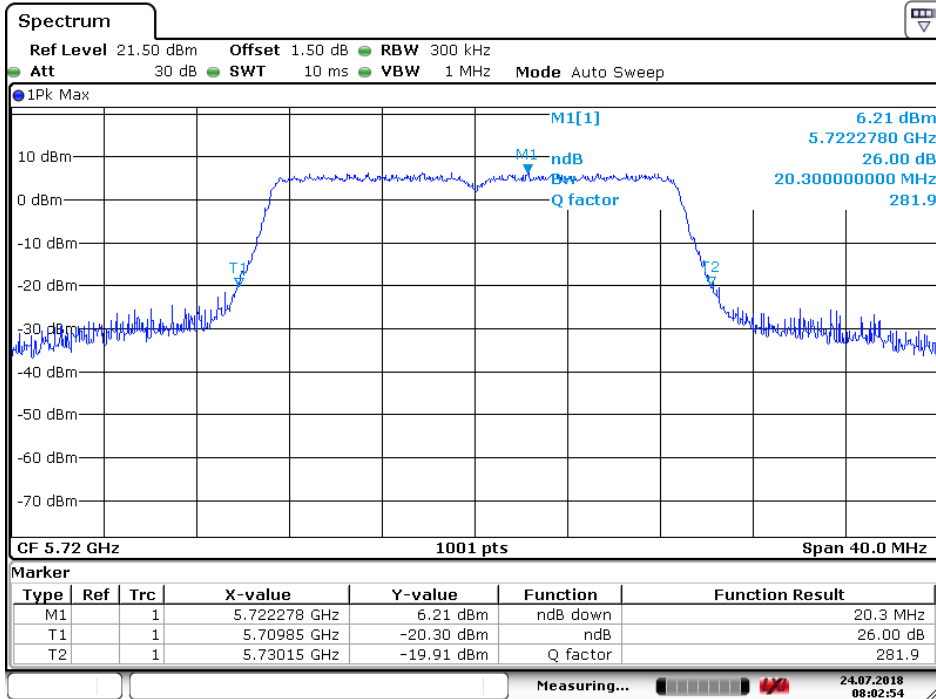
Date: 24 JUL 2018 08:02:36



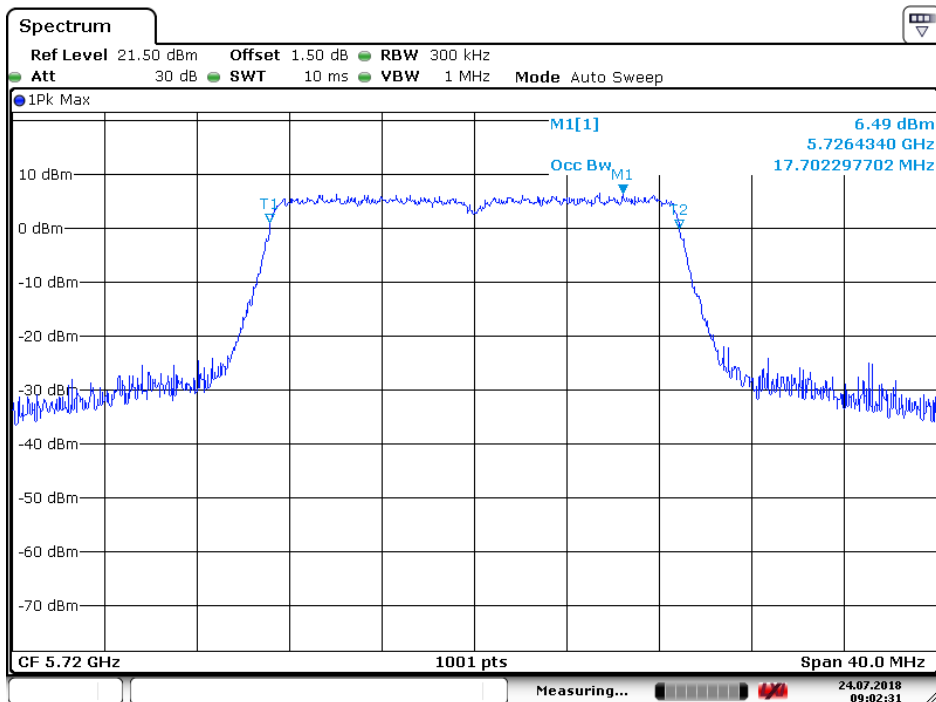
Date: 24 JUL 2018 09:00:34



5.4.2.34 11AC20\_144 ANT 1



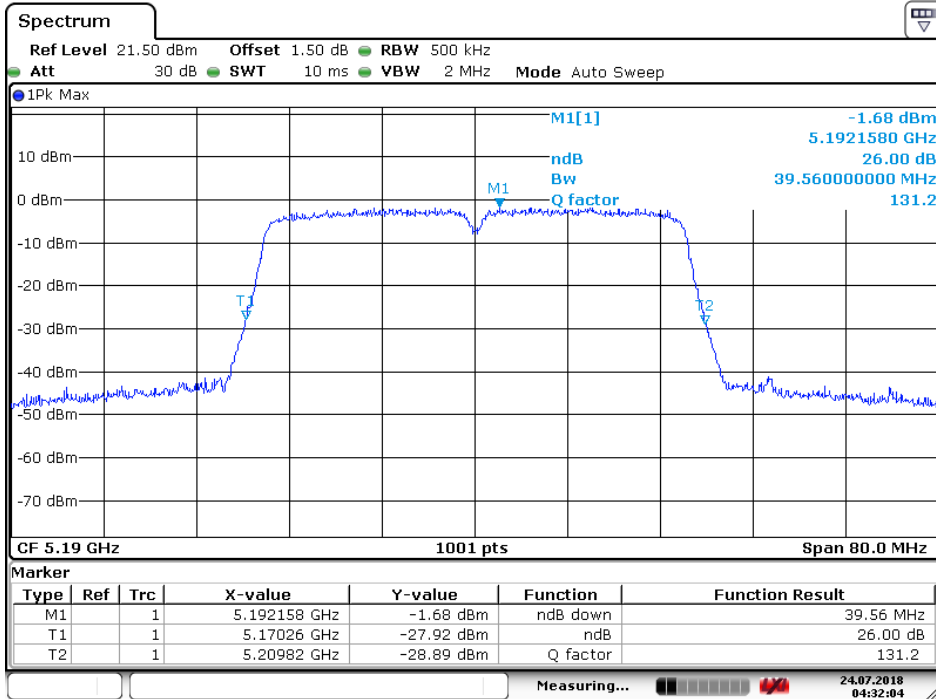
Date: 24 JUL 2018 08:02:54



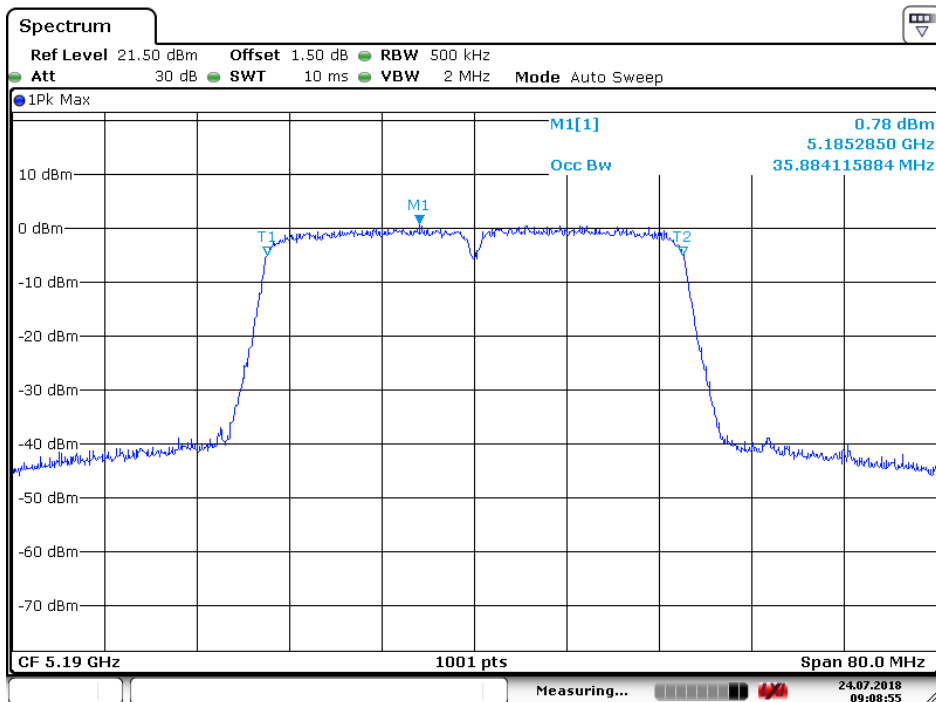
Date: 24 JUL 2018 09:02:32



5.4.2.35 11AC40\_38 ANT 1



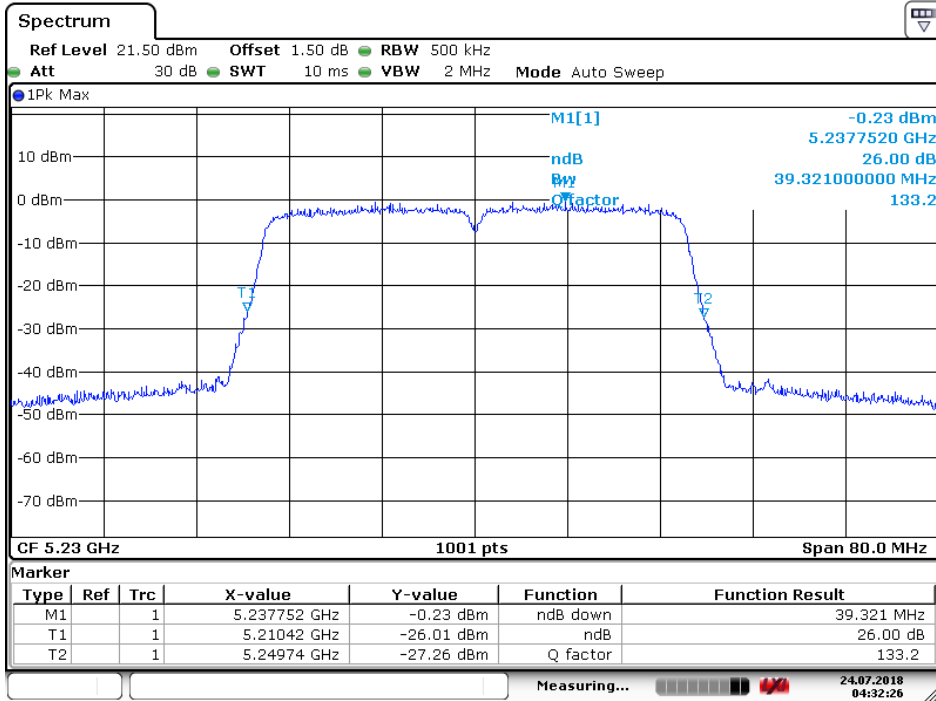
Date: 24 JUL 2018 04:32:05



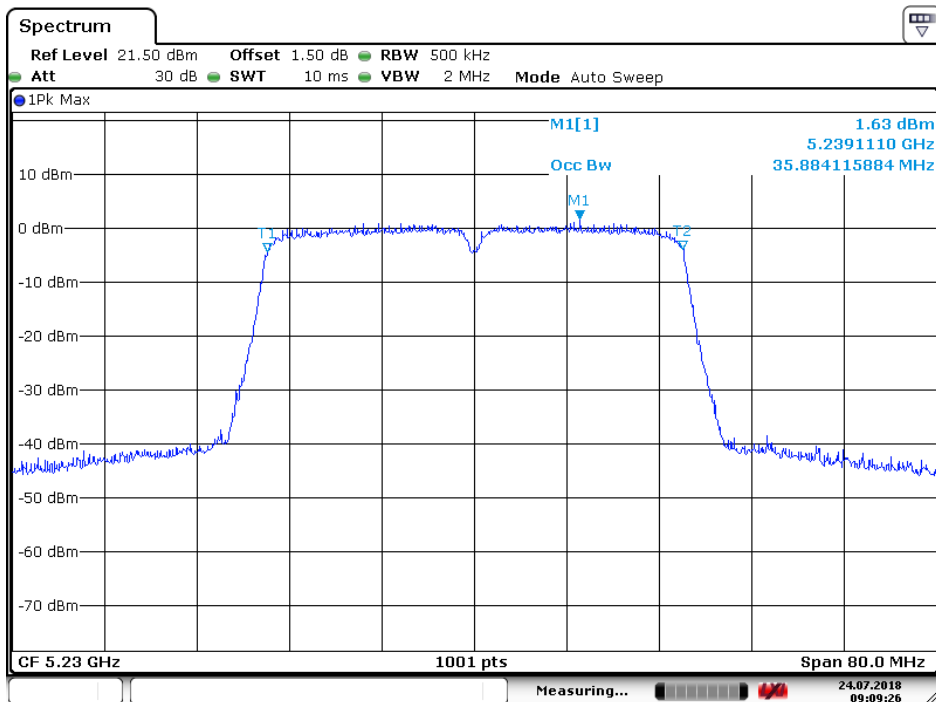
Date: 24 JUL 2018 09:08:55



5.4.2.36 11AC40\_46 ANT 1



Date: 24 JUL 2018 04:32:27

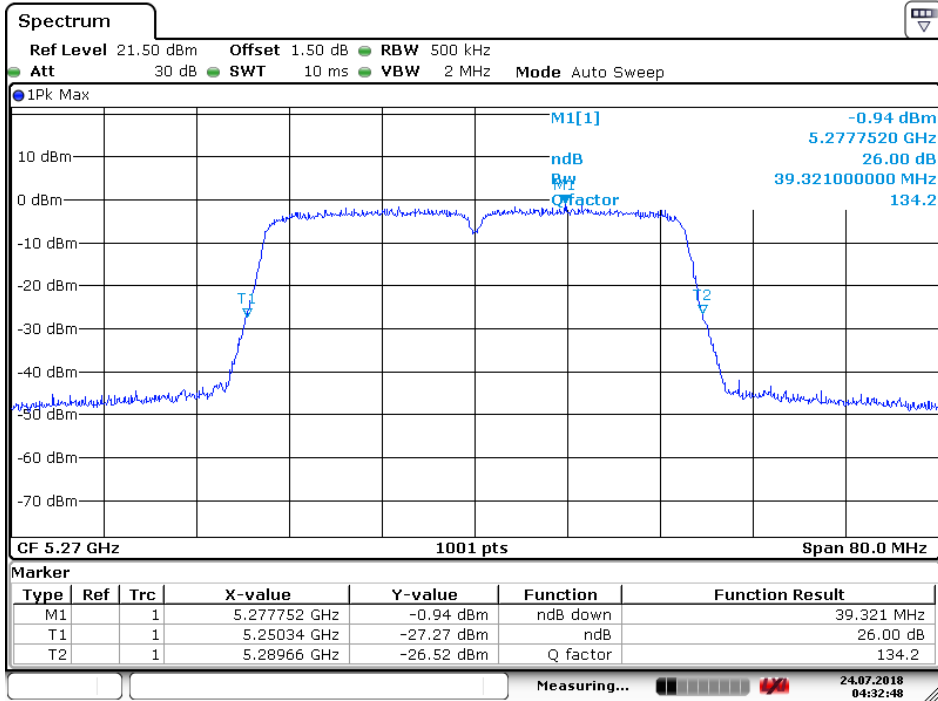


Date: 24 JUL 2018 09:09:27

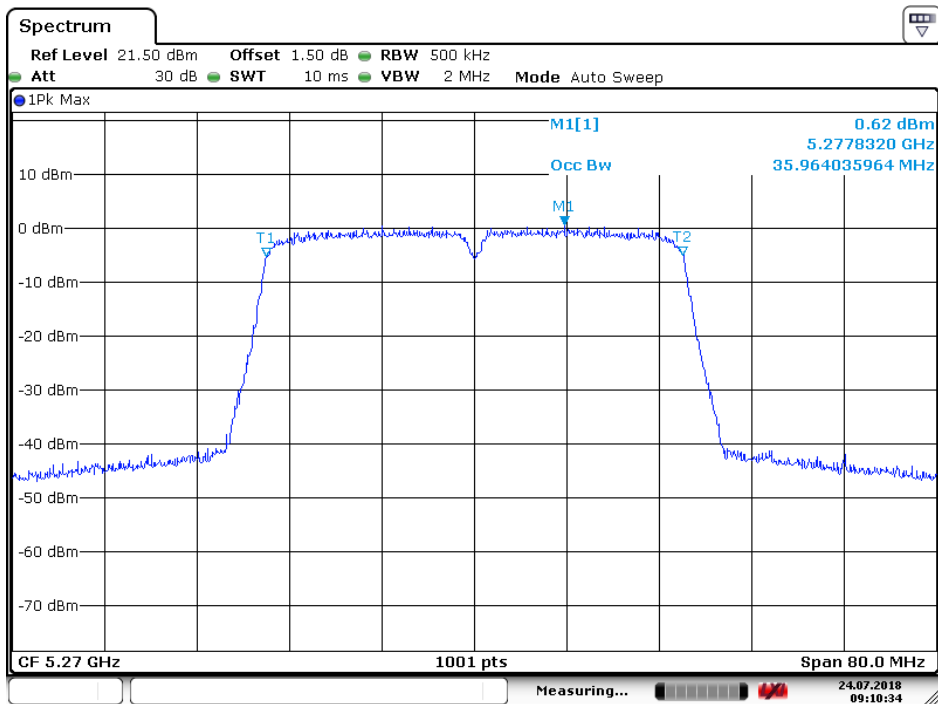




5.4.2.37 11AC40\_54 ANT 1



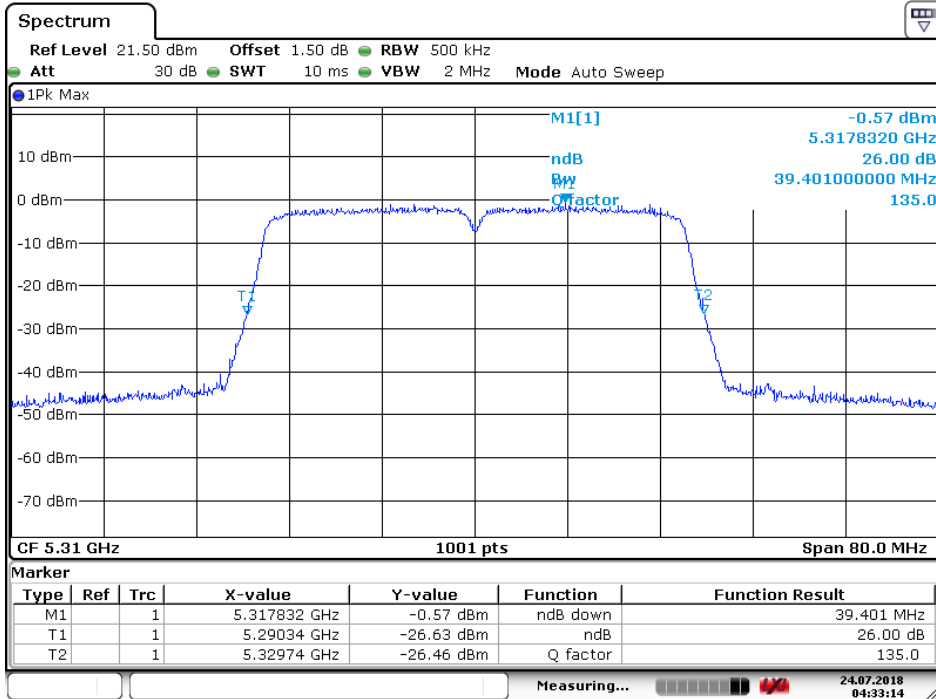
Date: 24 JUL 2018 04:32:49



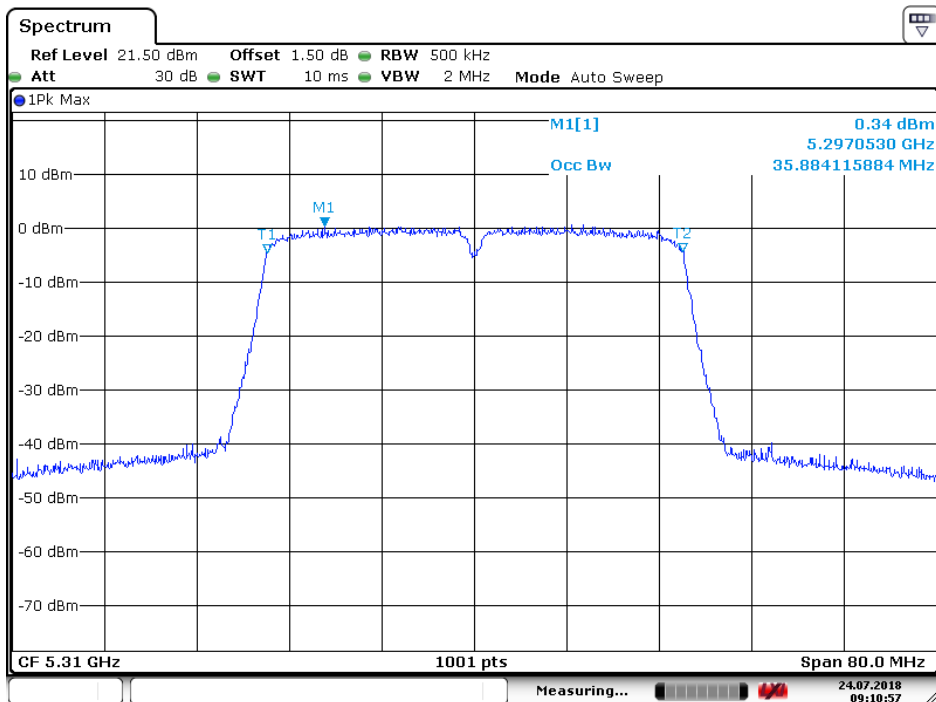
Date: 24 JUL 2018 09:10:34



5.4.2.38 11AC40\_62 ANT 1



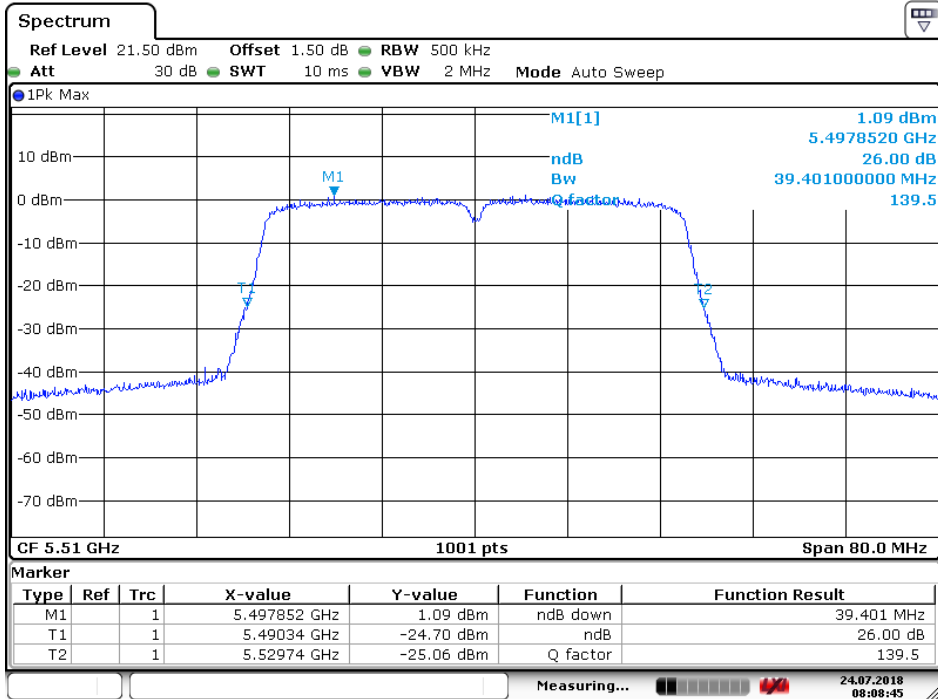
Date: 24 JUL 2018 04:33:14



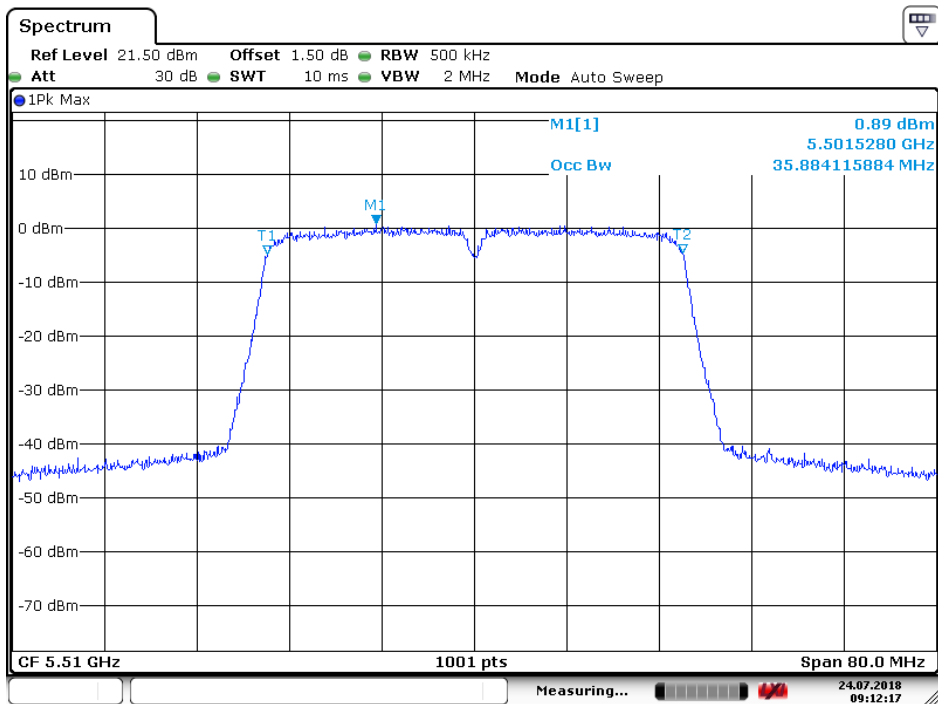
Date: 24 JUL 2018 09:10:58



5.4.2.39 11AC40\_102 ANT 1



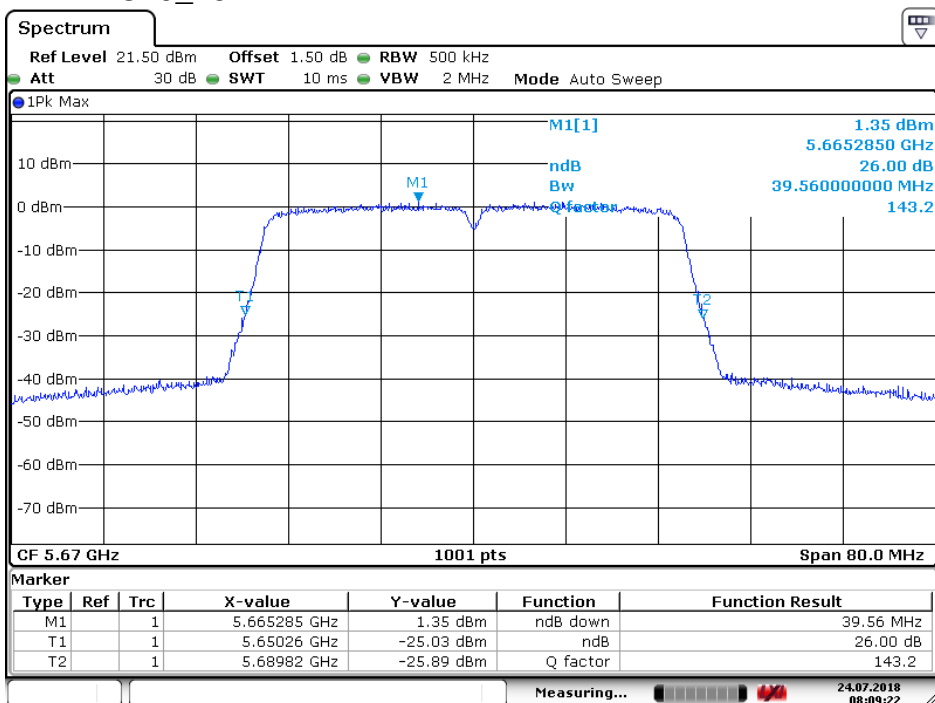
Date: 24 JUL 2018 08:08:45



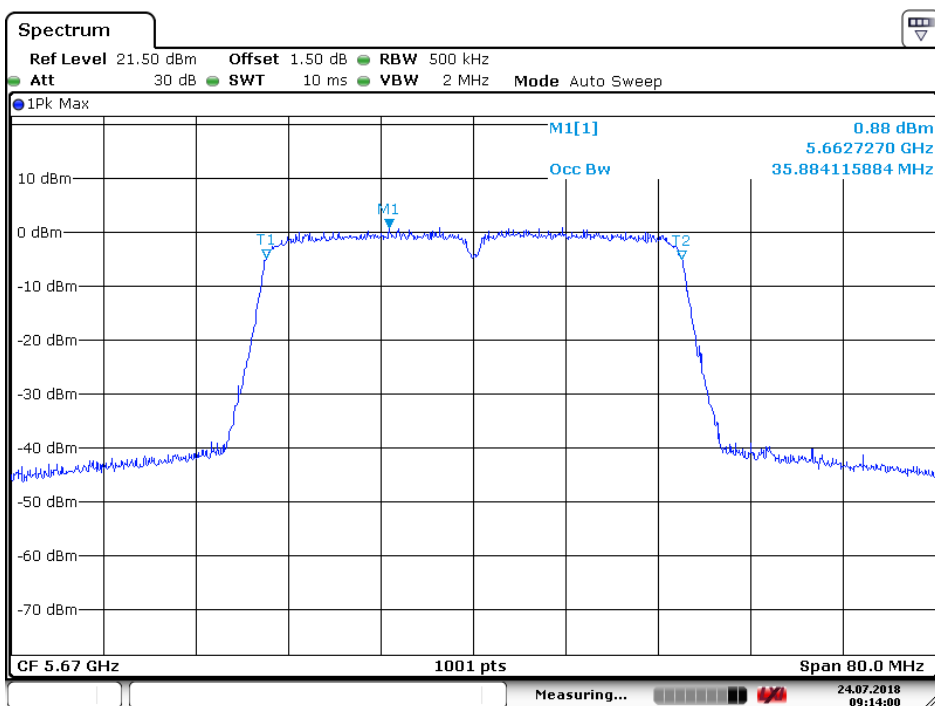
Date: 24 JUL 2018 09:12:17



5.4.2.40 11AC40\_134 ANT 1



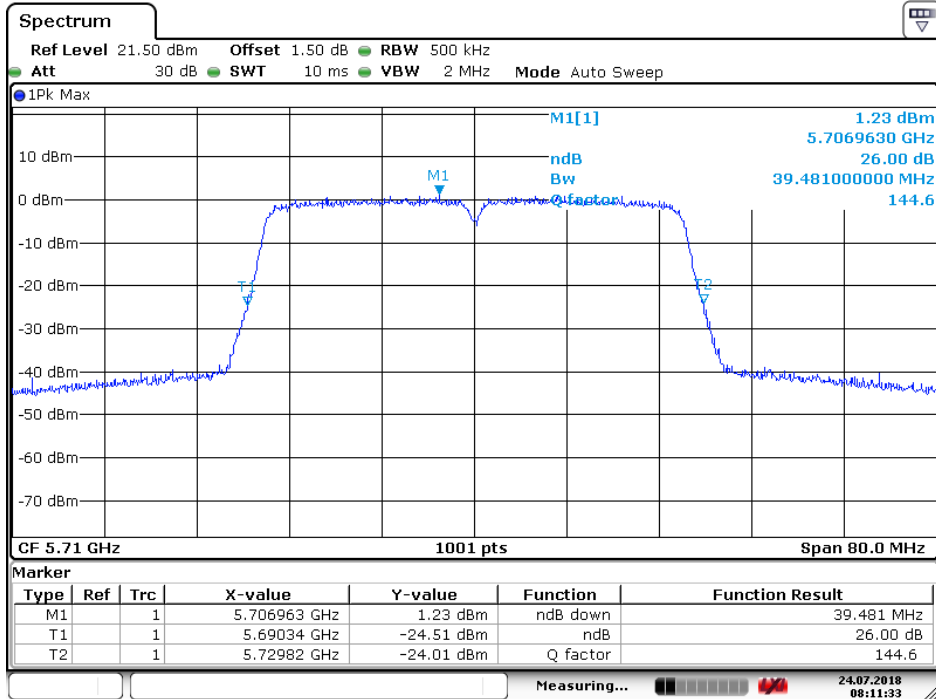
Date: 24 JUL 2018 08:09:23



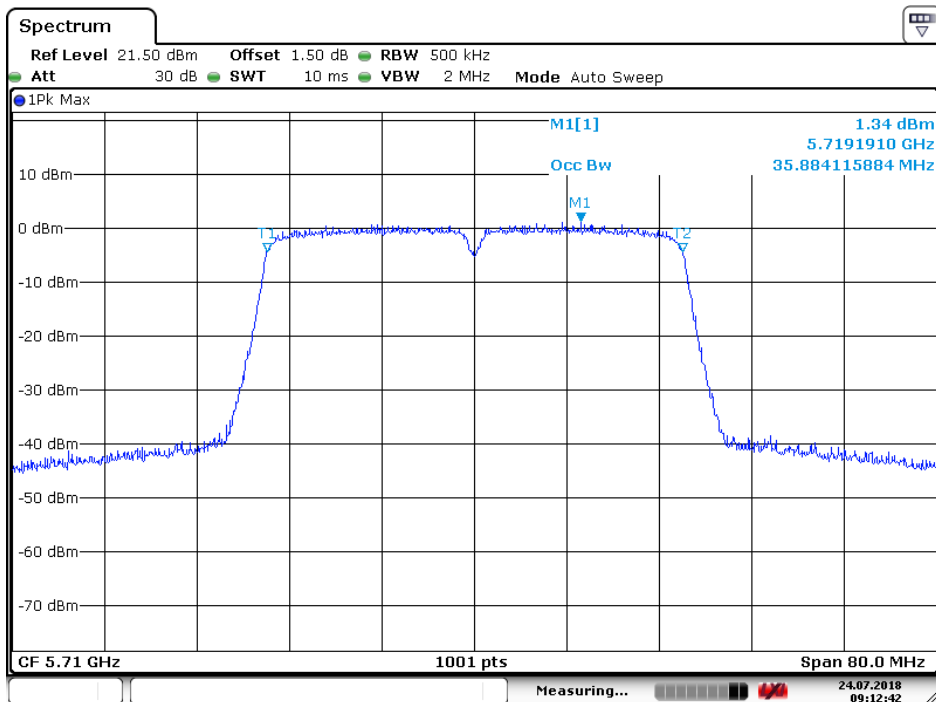
Date: 24 JUL 2018 09:14:00



5.4.2.41 11AC40\_142 ANT 1



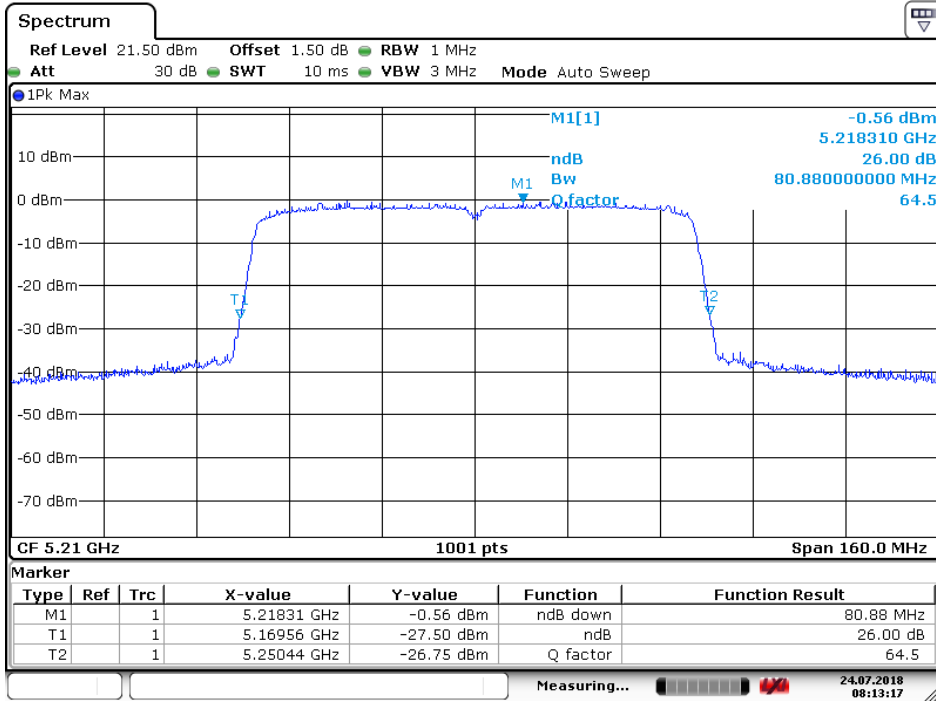
Date: 24 JUL 2018 08:11:33



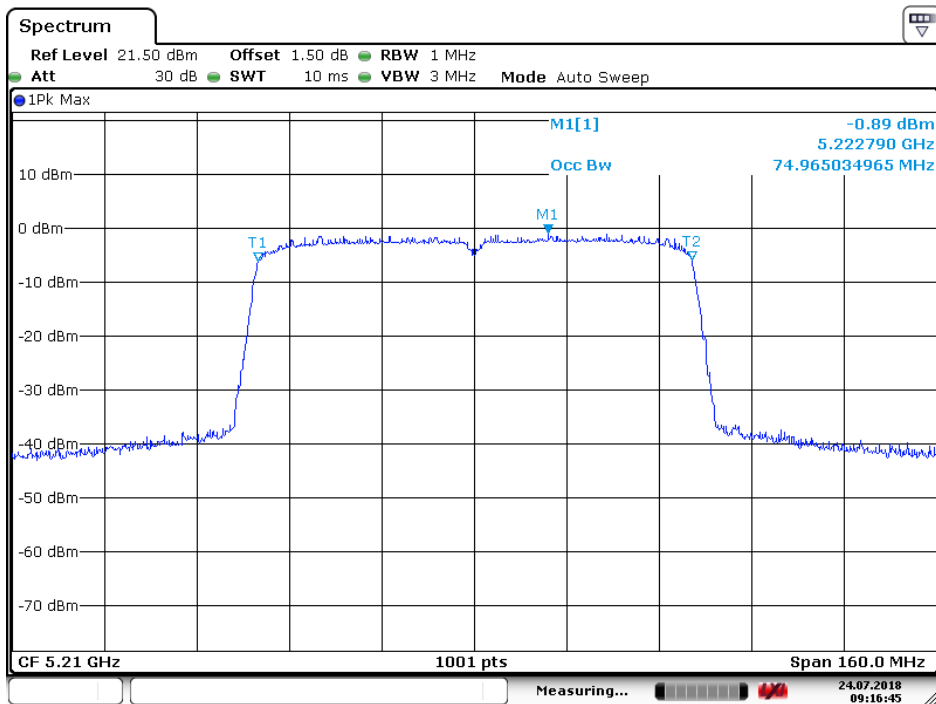
Date: 24 JUL 2018 09:12:43



5.4.2.42 11AC80\_42 ANT 1



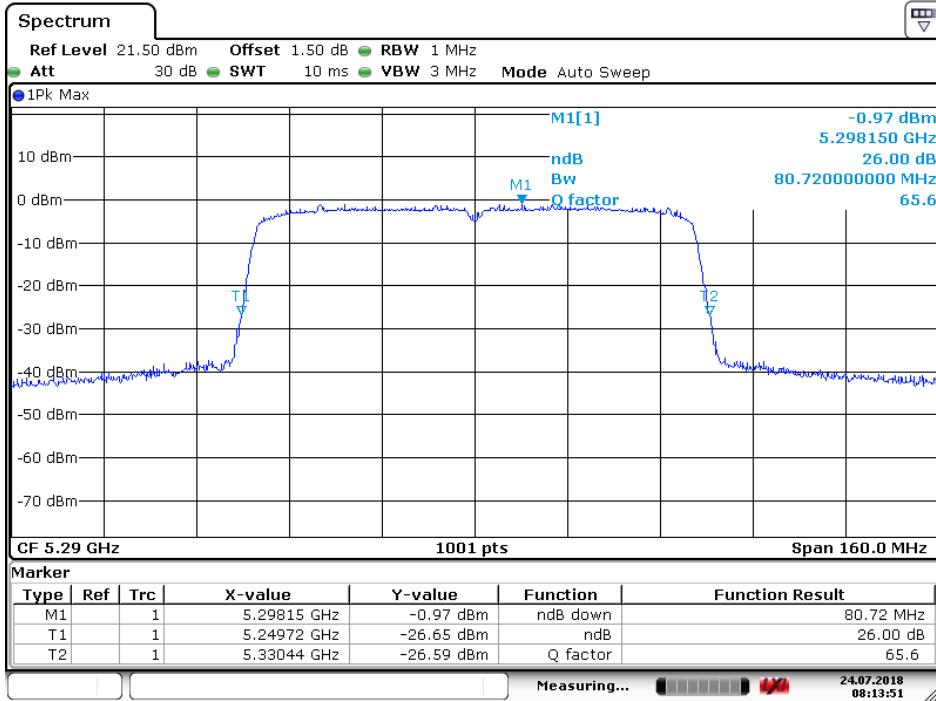
Date: 24 JUL 2018 08:13:17



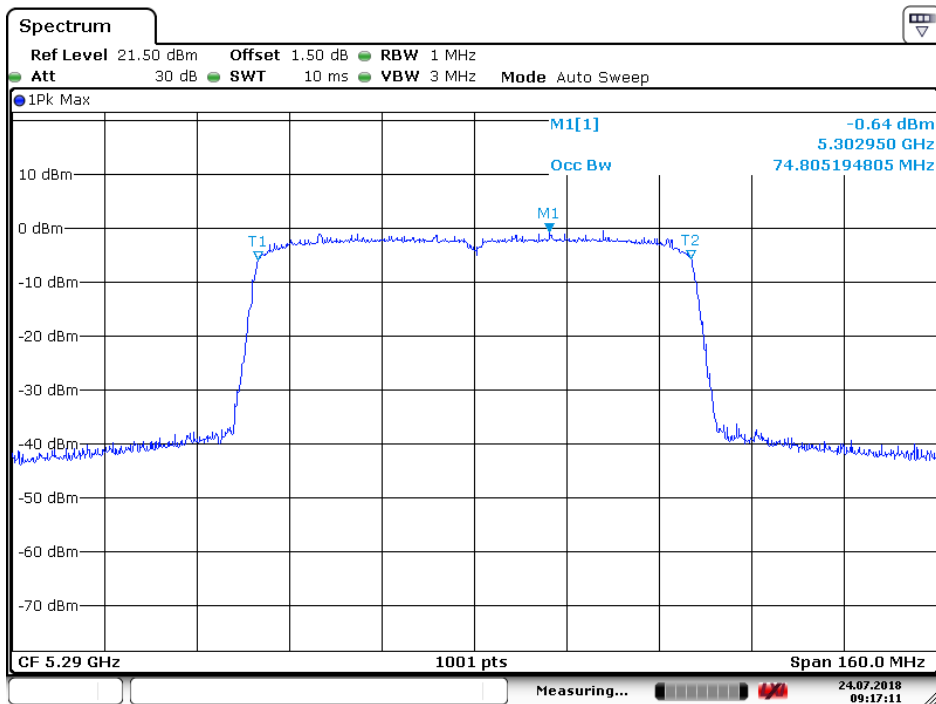
Date: 24 JUL 2018 09:16:45



5.4.2.43 11AC80\_58 ANT 1



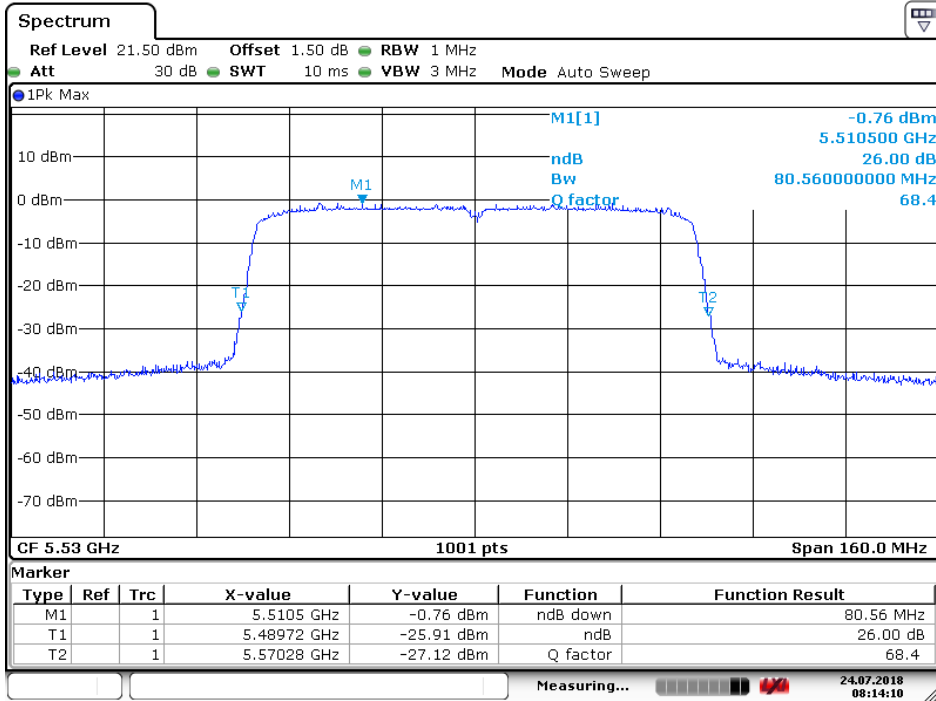
Date: 24 JUL 2018 08:13:51



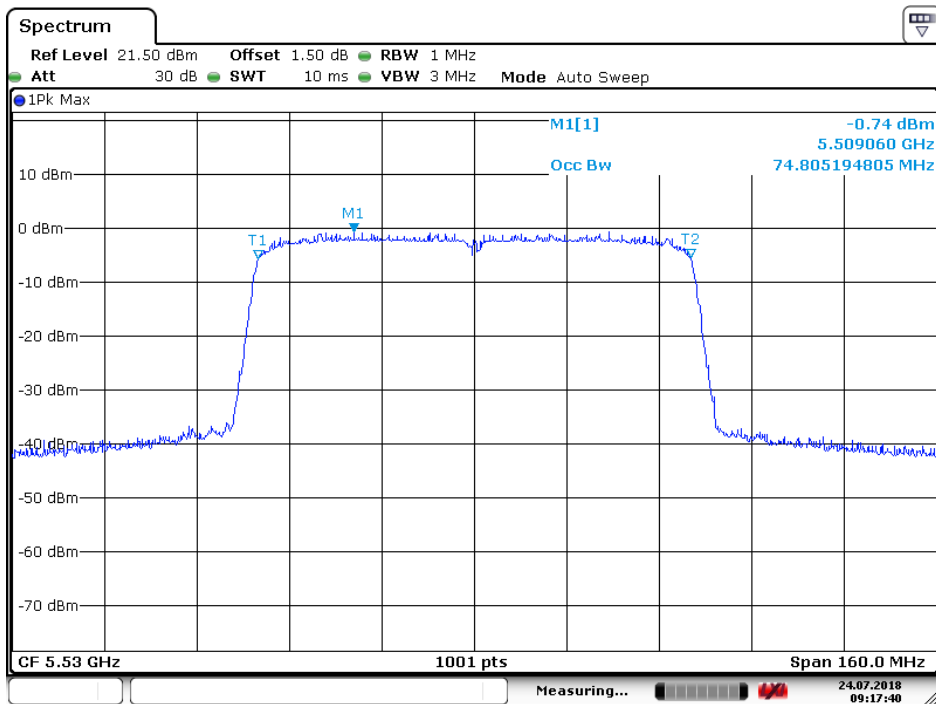
Date: 24 JUL 2018 09:17:11



5.4.2.44 11AC80\_106 ANT 1



Date: 24 JUL 2018 08:14:10

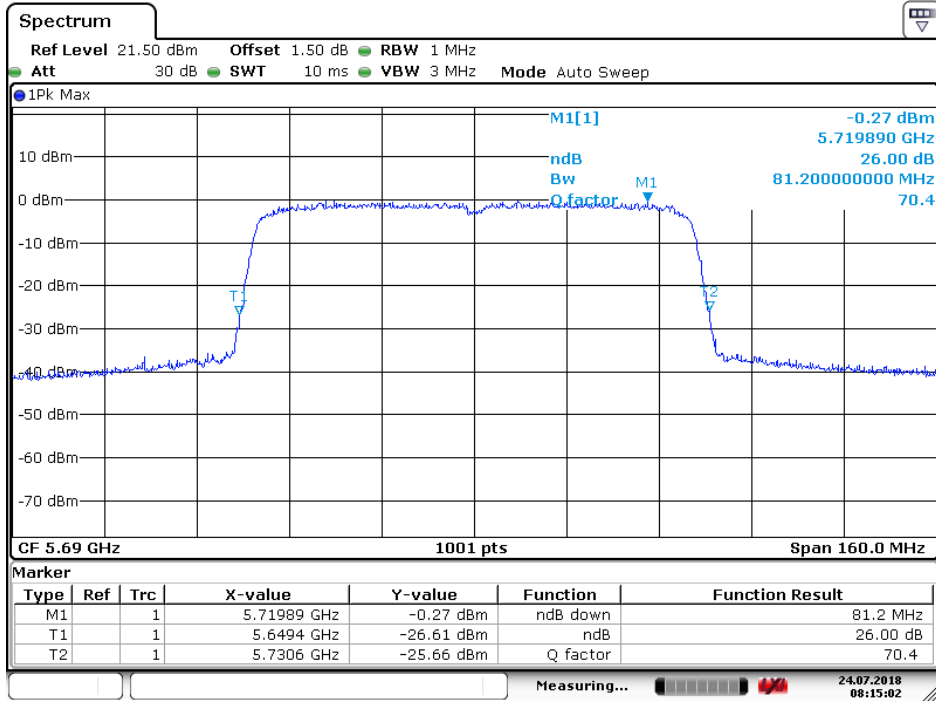


Date: 24 JUL 2018 09:17:40

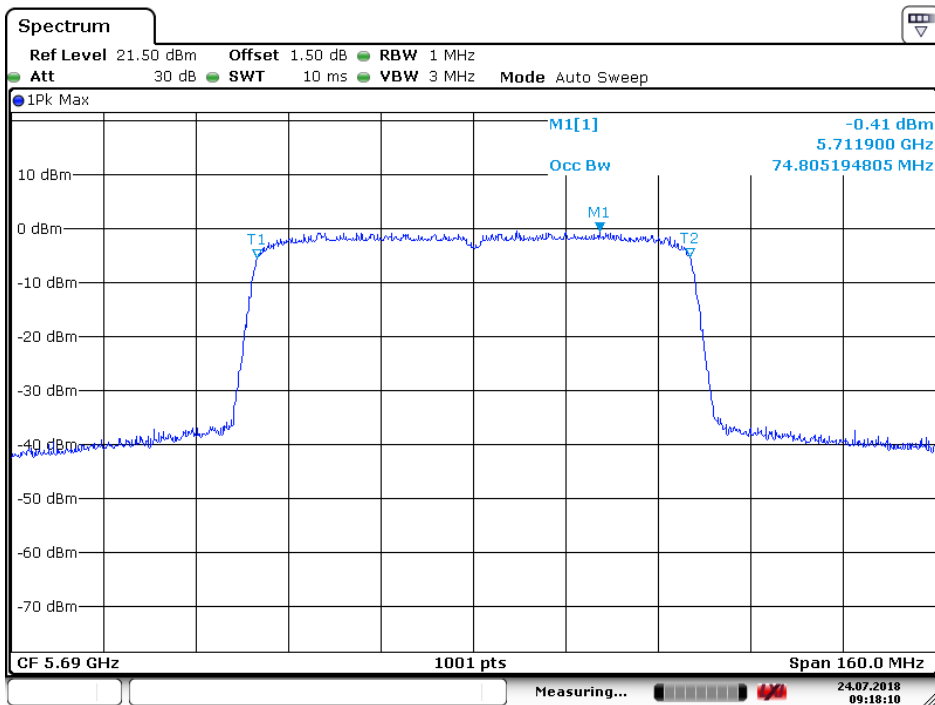




5.4.2.45 11AC80\_138 ANT 1

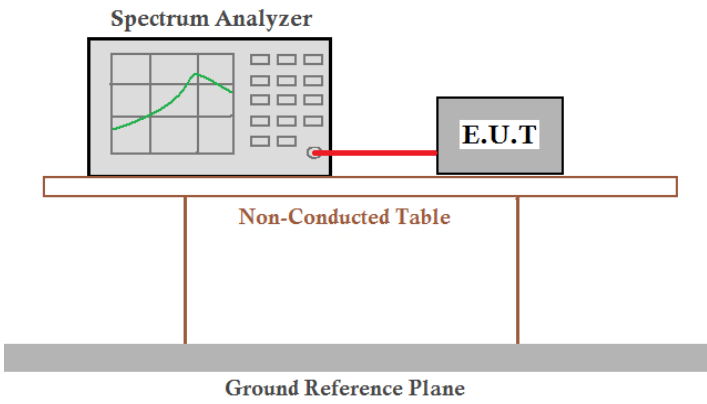


Date: 24 JUL 2018 08:15:02



Date: 24 JUL 2018 09:18:10

### 5.5 6dB Emission Bandwidth & 99% Occupied Bandwidth

Test Requirement:	47 CFR Part 15 Section 15.407(e)	
Test Method:	ANSI C63.10: 2013	
Test Setup:	 <p>The diagram illustrates the test setup. A Spectrum Analyzer is connected via a red cable to an E.U.T. (Equipment Under Test). Both are placed on a Non-Conducted Table. Below the table is a Ground Reference Plane.</p>	
Test Instruments:	Refer to section 5.10 for details	
Exploratory Test Mode:	Transmitting with all kind of modulations, data rates	
Final Test Mode:	Through Pre-scan, find the 6Mbps of rate is the worst case of 802.11a; MCS0 of rate is the worst case of 802.11n(HT20); MCS0 of rate is the worst case of 802.11n(HT40); MCS0 of rate is the worst case of 802.11ac(HT20); MCS0 of rate is the worst case of 802.11ac(HT40); MCS0 of rate is the worst case of 802.11ac(HT80). ; Only the worst case is recorded in the report.	
Limit:	Frequency Band	Limit
	5725-5850MHz	At least 500kHz
Test Results:	Pass	



**SGS-CSTC Standards Technical Services Co., Ltd.  
Shenzhen Branch**

Report No.: SZEM180700624404

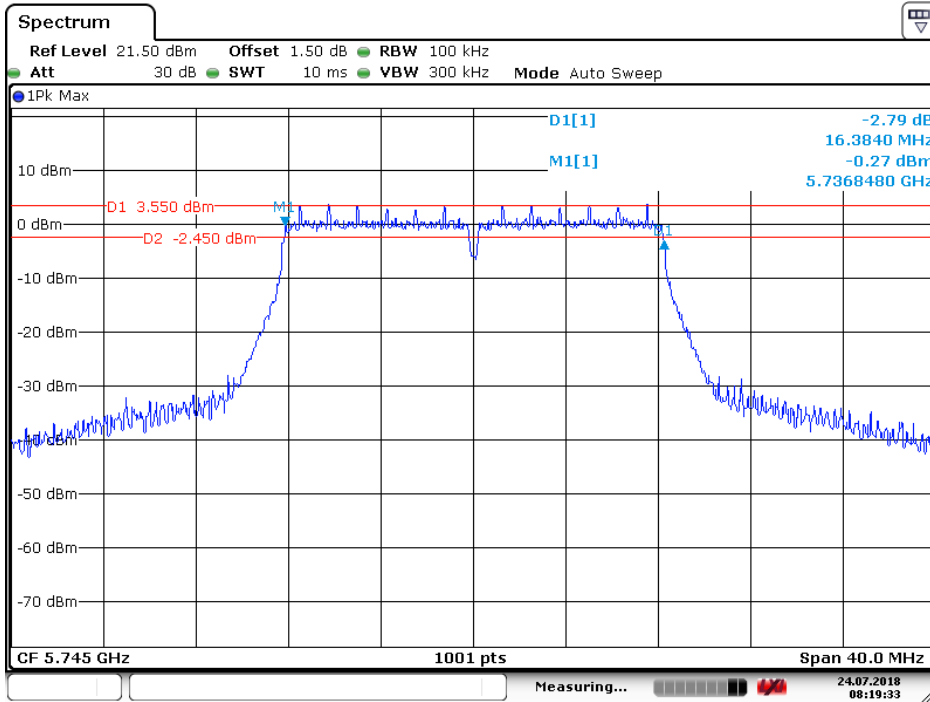
Page: 67 of 404

Test Mode	Test Channel	Frequency [MHz]	ANT	6dB Emission Bandwidth [MHz]	Occupied Bandwidth [MHz]	Verdict
11A20	149	5745	ANT 1	16.38	16.70	PASS
	157	5785	ANT 1	16.42	16.70	PASS
	165	5825	ANT 1	16.42	16.70	PASS
11N20	149	5745	ANT 1	17.62	17.70	PASS
	157	5785	ANT 1	17.46	17.70	PASS
	165	5825	ANT 1	17.46	17.74	PASS
11N40	151	5755	ANT 1	35.72	35.88	PASS
	159	5795	ANT 1	36.00	35.88	PASS
11AC20	149	5745	ANT 1	17.62	17.70	PASS
	157	5785	ANT 1	17.38	17.74	PASS
	165	5825	ANT 1	17.46	17.74	PASS
11AC40	151	5755	ANT 1	35.56	35.88	PASS
	159	5795	ANT 1	36.00	35.88	PASS
11AC80	155	5775	ANT 1	75.34	74.81	PASS

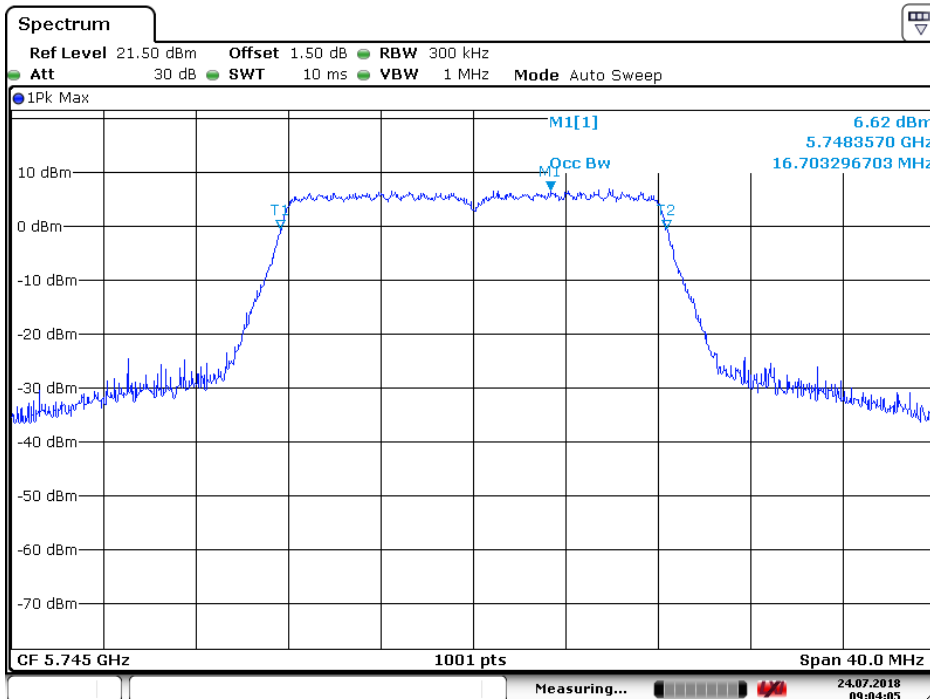


### 5.5.1 Plots for 6dB Emission Bandwidth & 99% Occupied Bandwidth

#### 5.5.1.1 11A20\_149 ANT 1



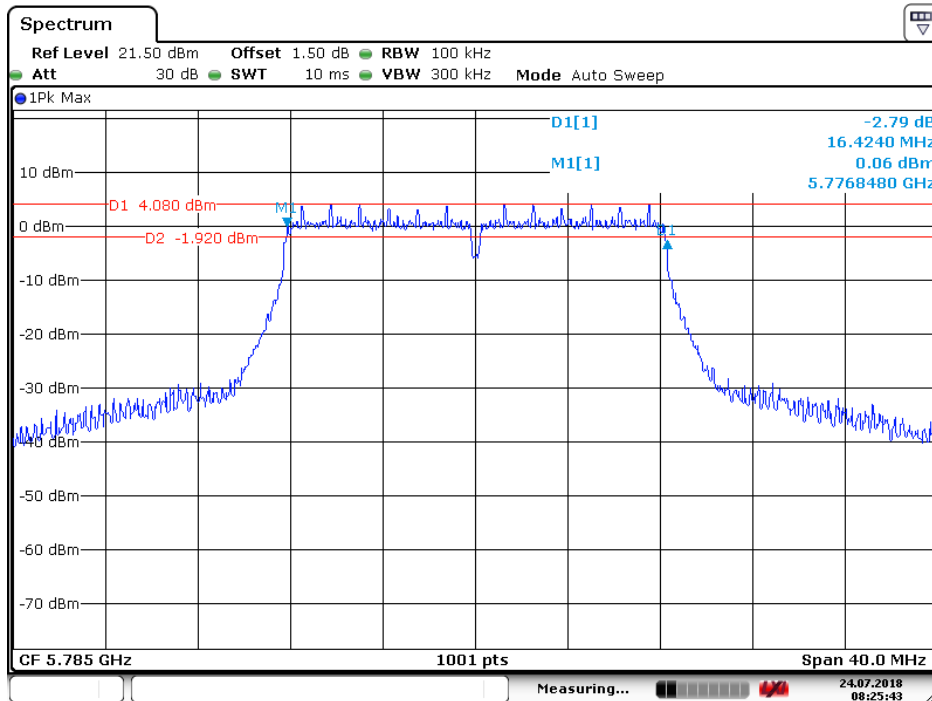
Date: 24 JUL 2018 08:19:33



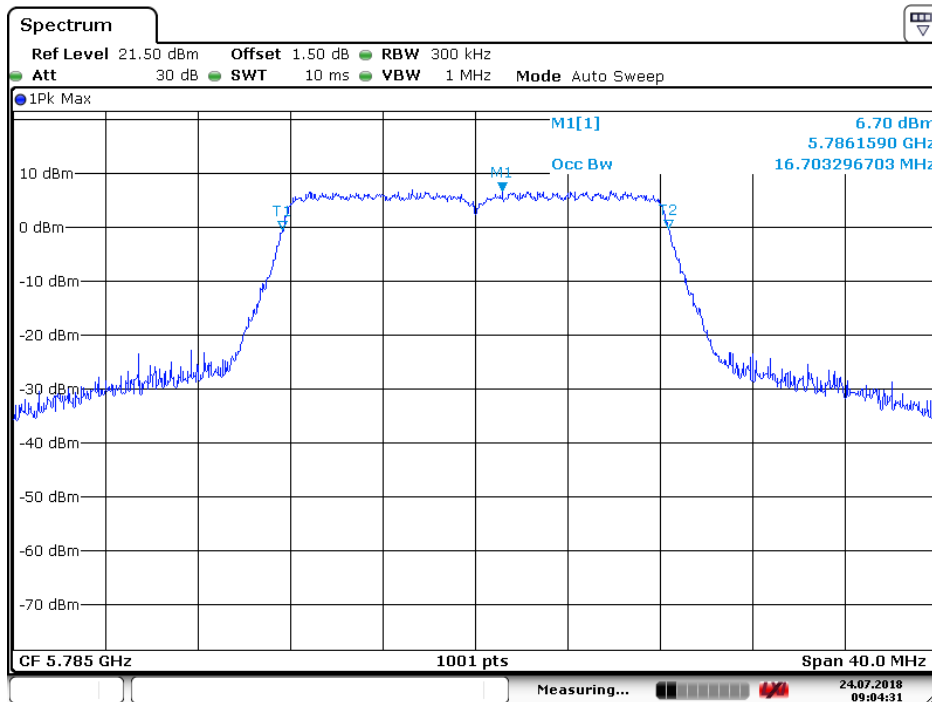
Date: 24 JUL 2018 09:04:05



5.5.1.2 11A20\_157 ANT 1



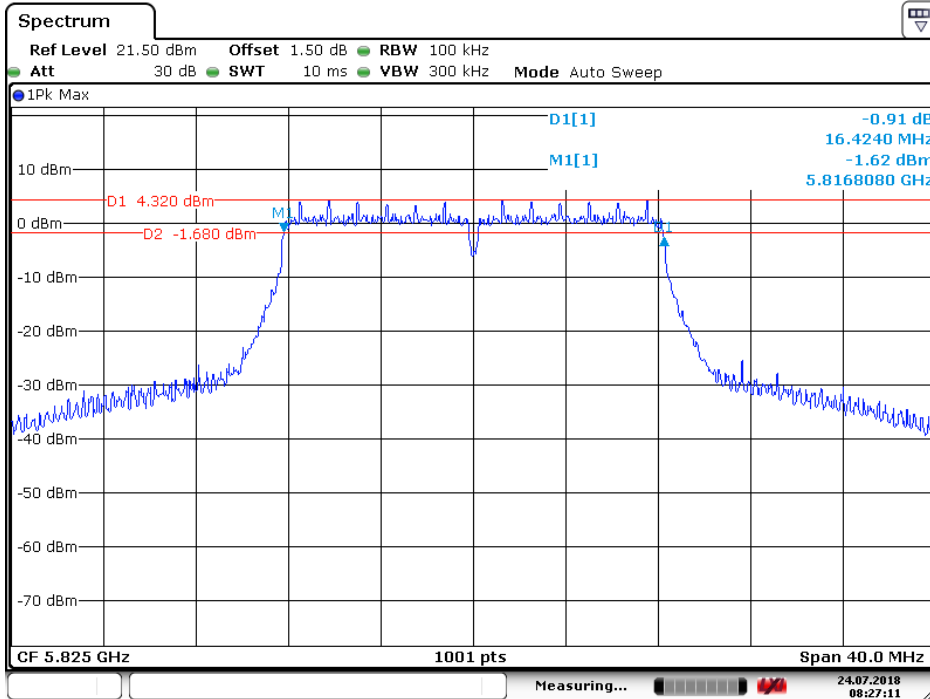
Date: 24 JUL.2018 08:25:43



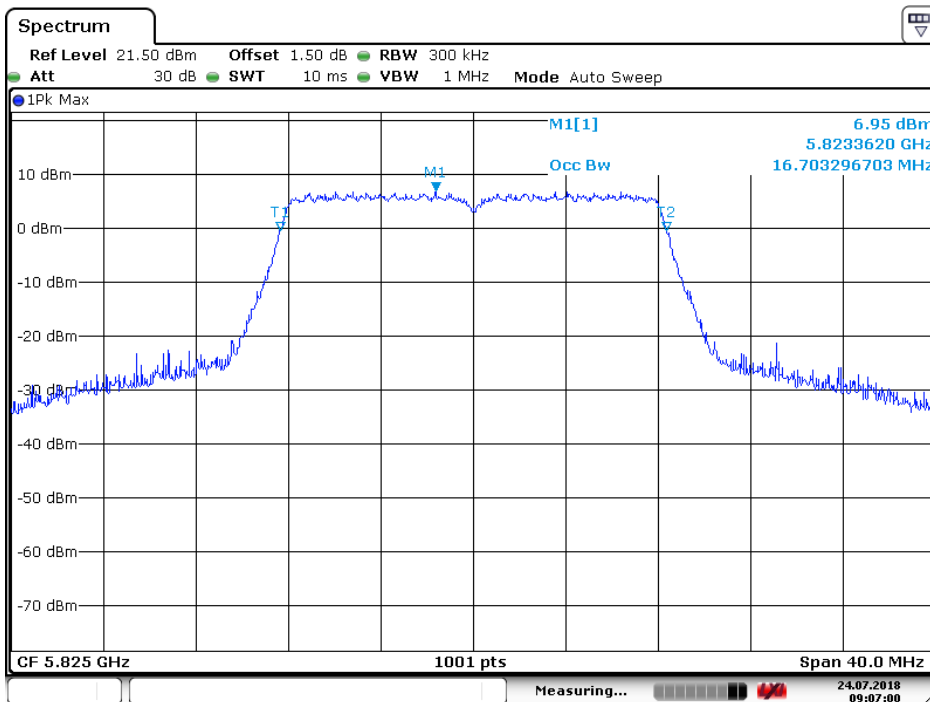
Date: 24 JUL.2018 09:04:31



5.5.1.3 11A20\_165 ANT 1



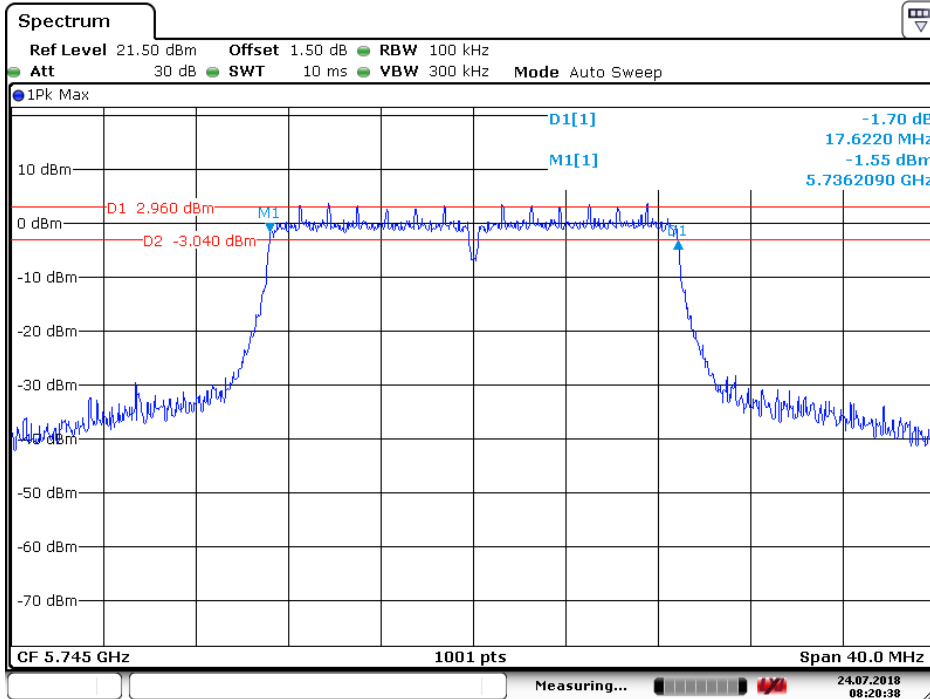
Date: 24 JUL 2018 08:27:11



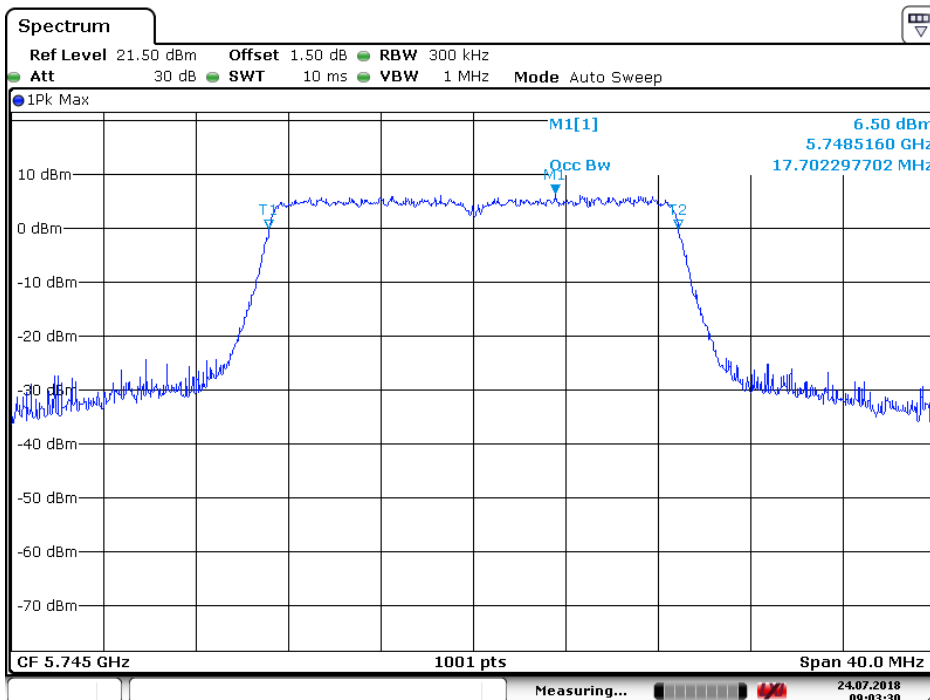
Date: 24 JUL 2018 09:07:00



5.5.1.4 11N20\_149 ANT 1



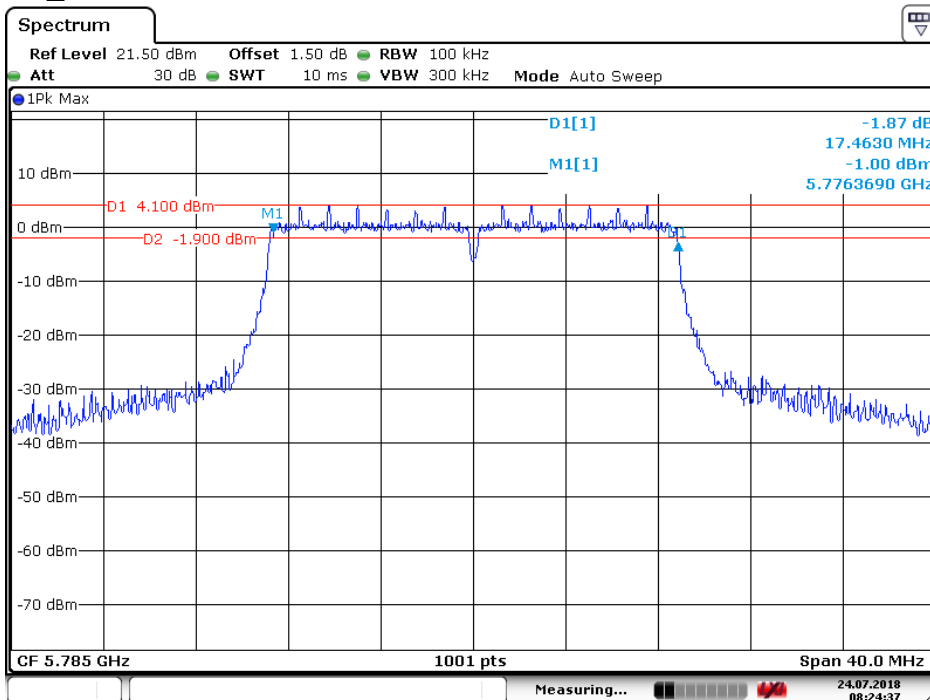
Date: 24 JUL 2018 08:20:39



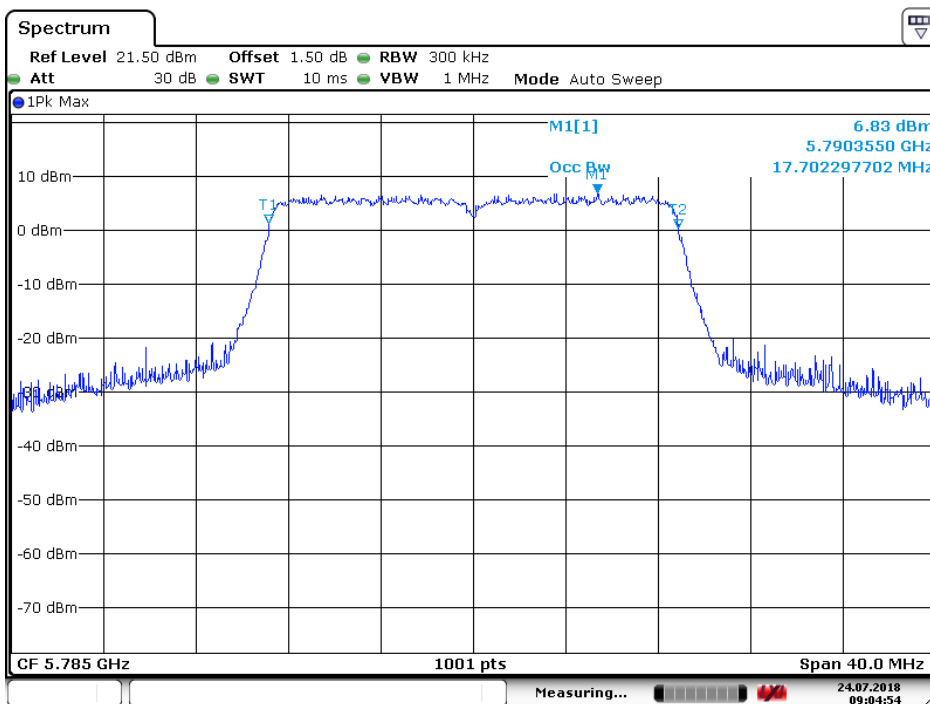
Date: 24 JUL 2018 09:03:30



5.5.1.5 11N20\_157 ANT 1



Date: 24 JUL 2018 08:24:37

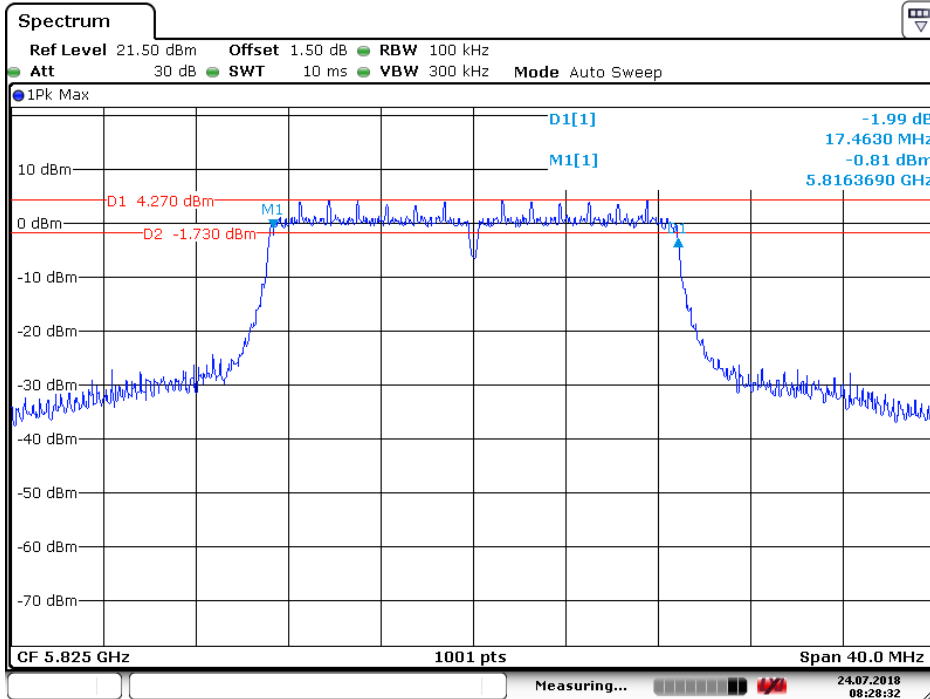


Date: 24 JUL 2018 09:04:54

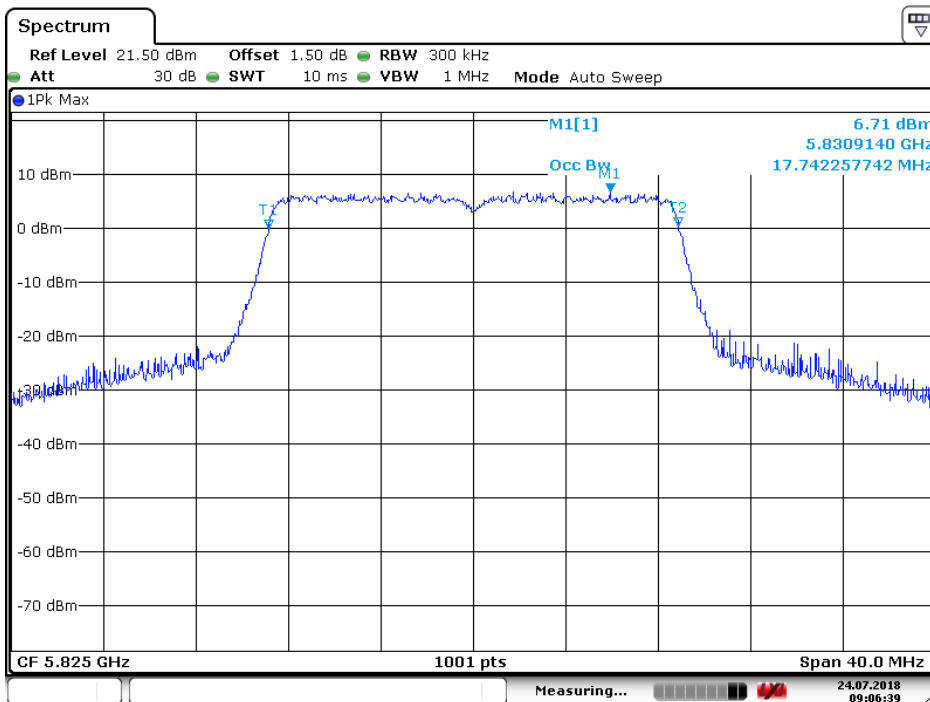




5.5.1.6 11N20\_165 ANT 1



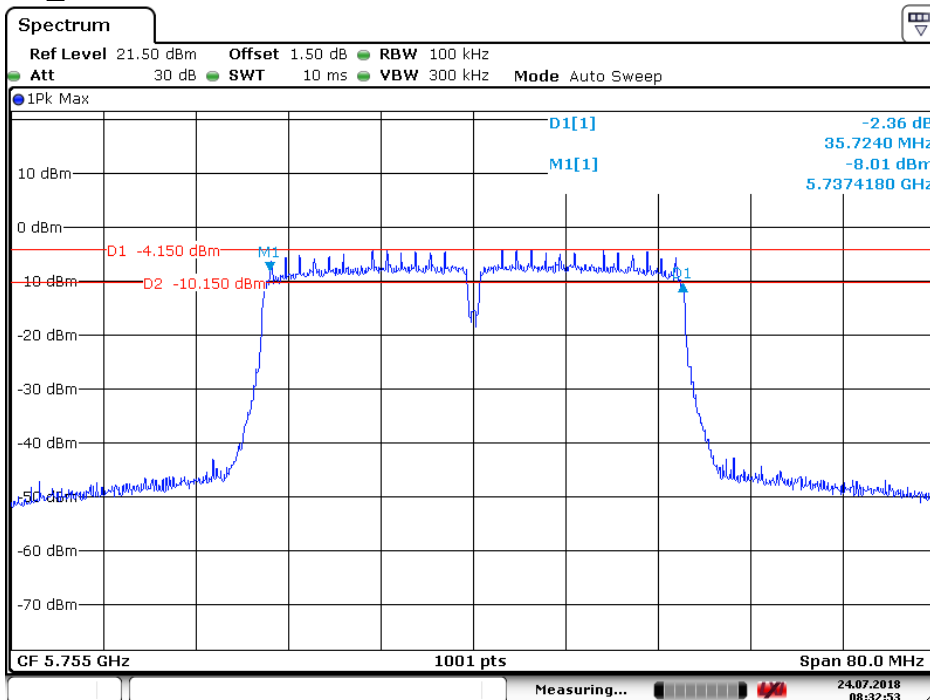
Date: 24 JUL 2018 08:28:32



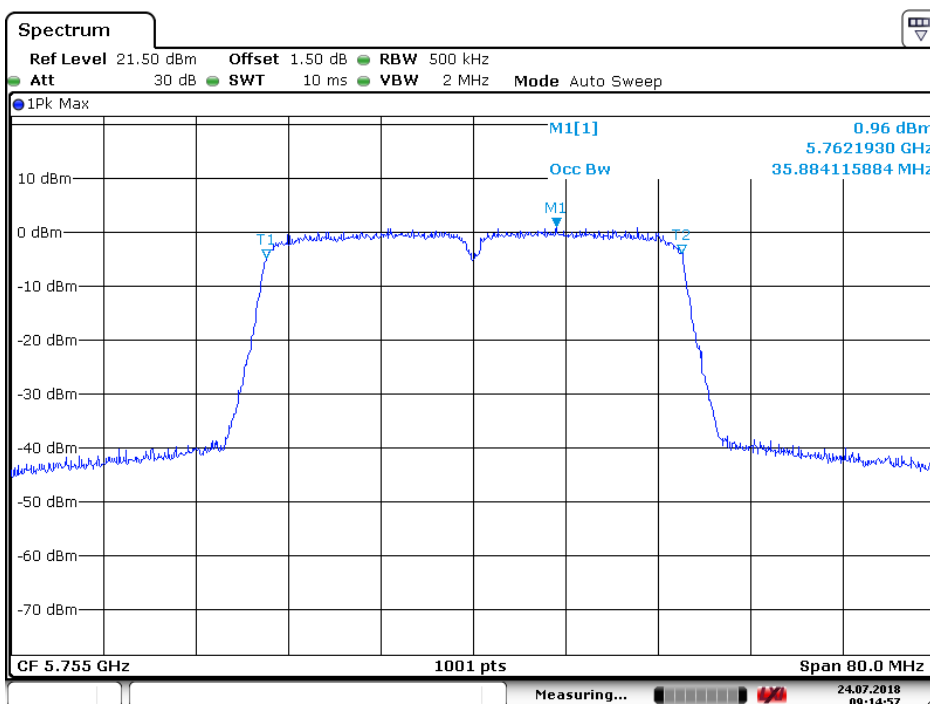
Date: 24 JUL 2018 09:06:39



5.5.1.7 11N40\_151 ANT 1



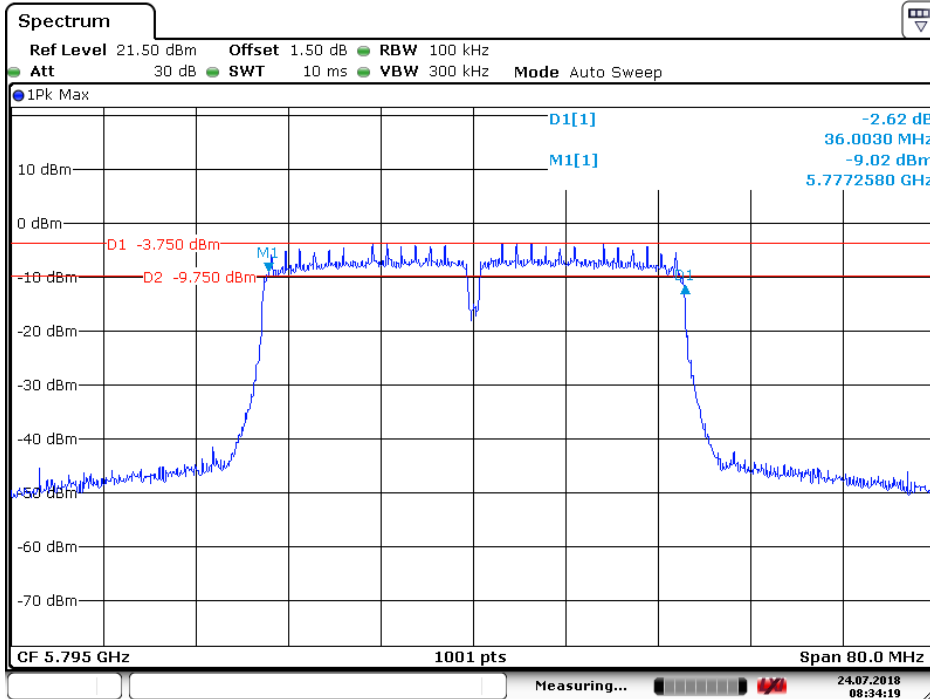
Date: 24 JUL 2018 08:32:53



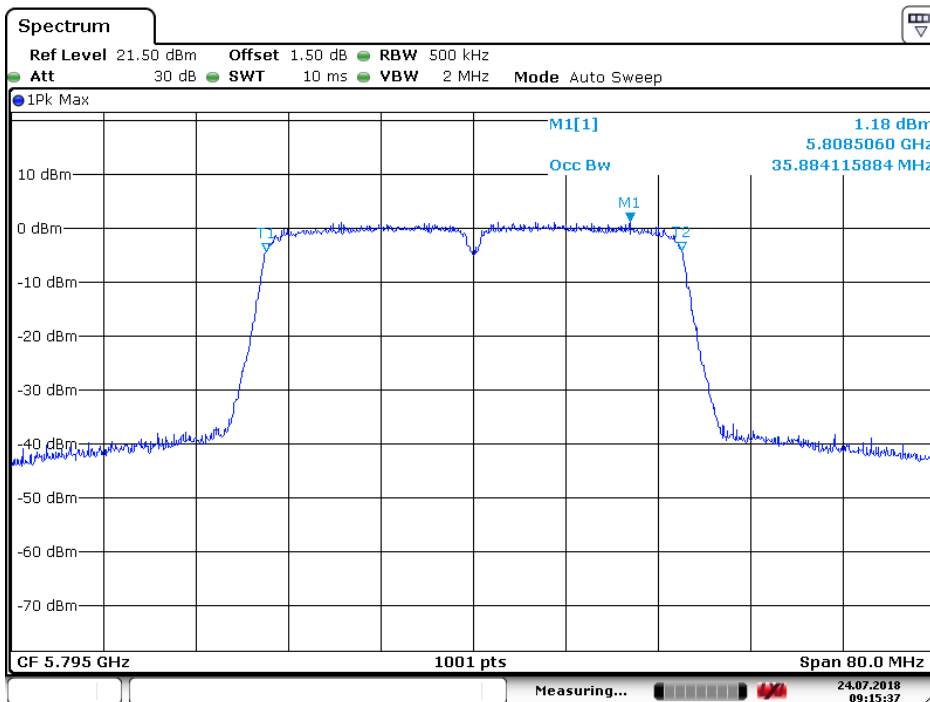
Date: 24 JUL 2018 09:14:57



5.5.1.8 11N40\_159 ANT 1



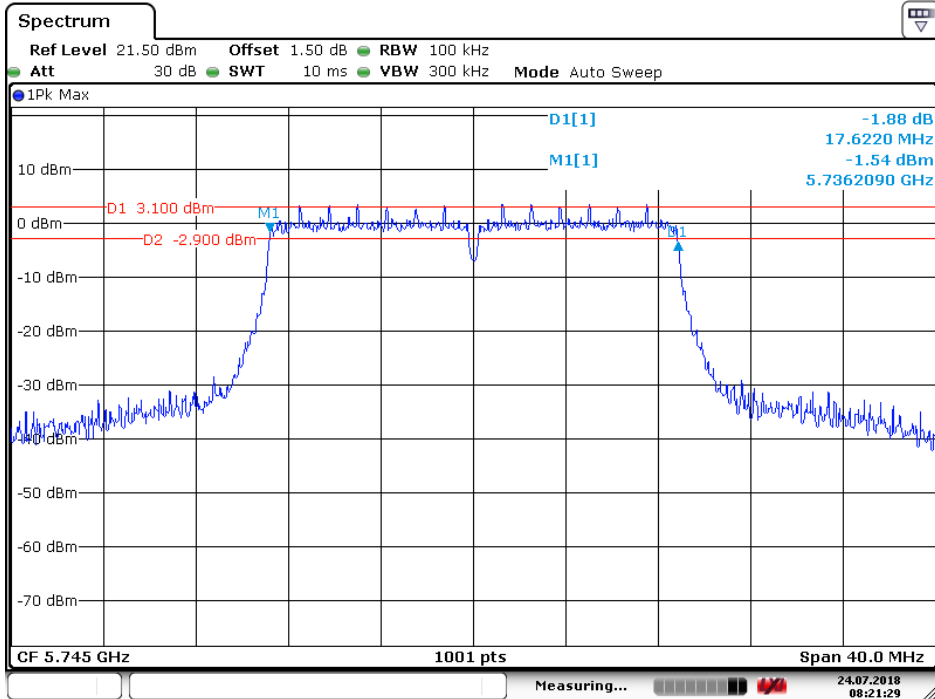
Date: 24 JUL 2018 08:34:19



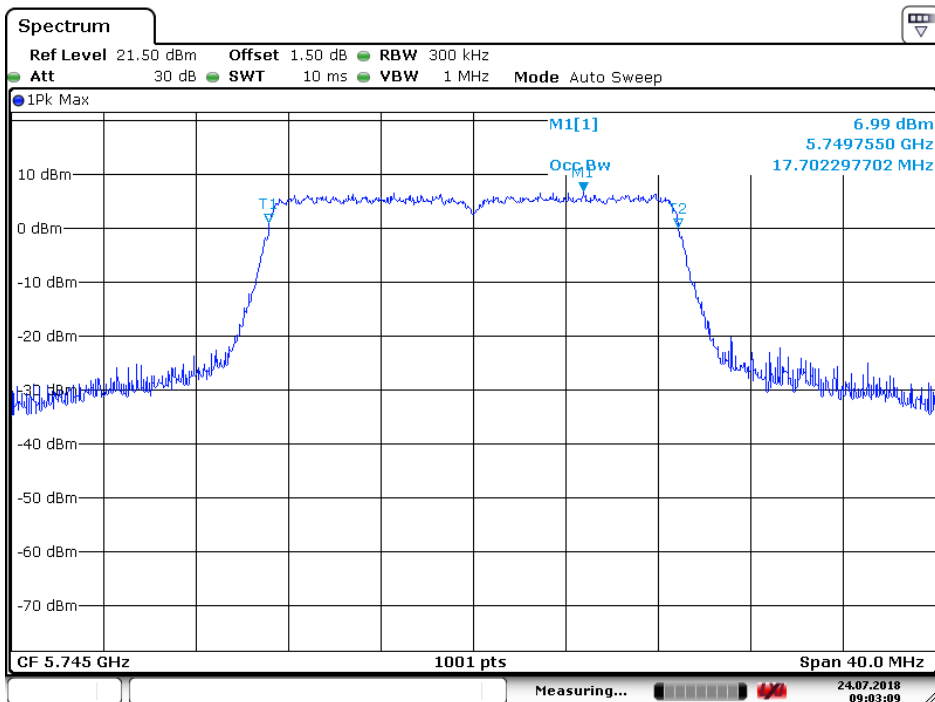
Date: 24 JUL 2018 09:15:37



5.5.1.9 11AC20\_149 ANT 1



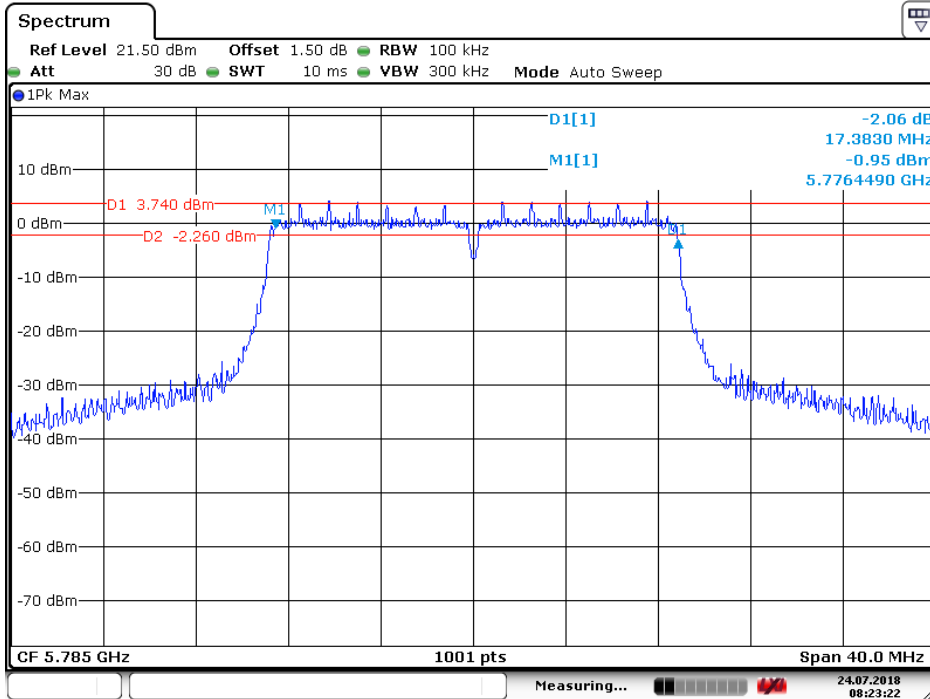
Date: 24 JUL 2018 08:21:29



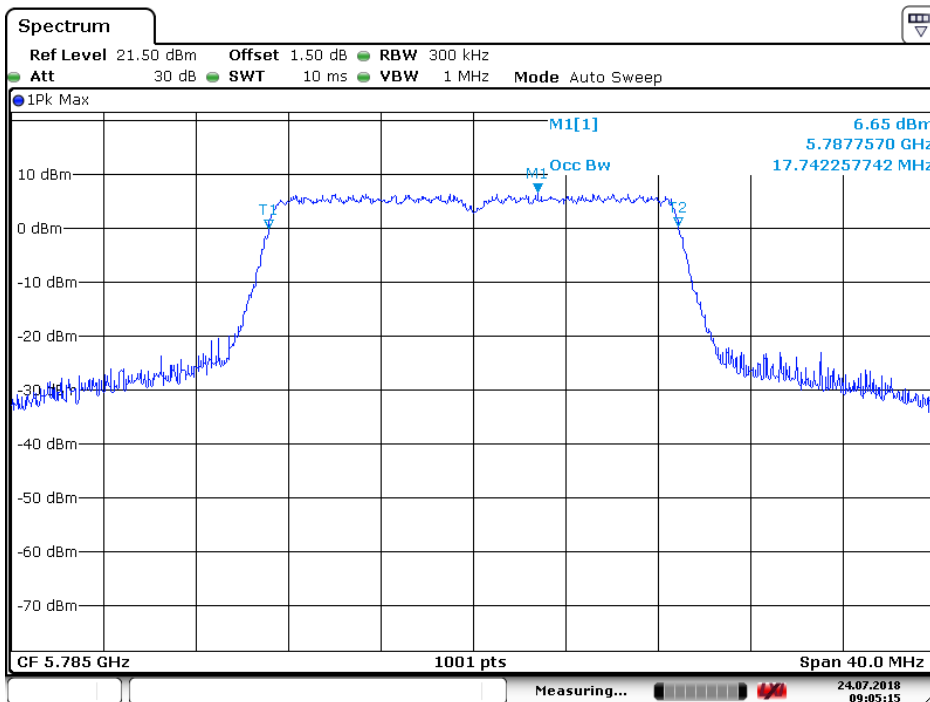
Date: 24 JUL 2018 09:03:09



5.5.1.10 11AC20\_157 ANT 1



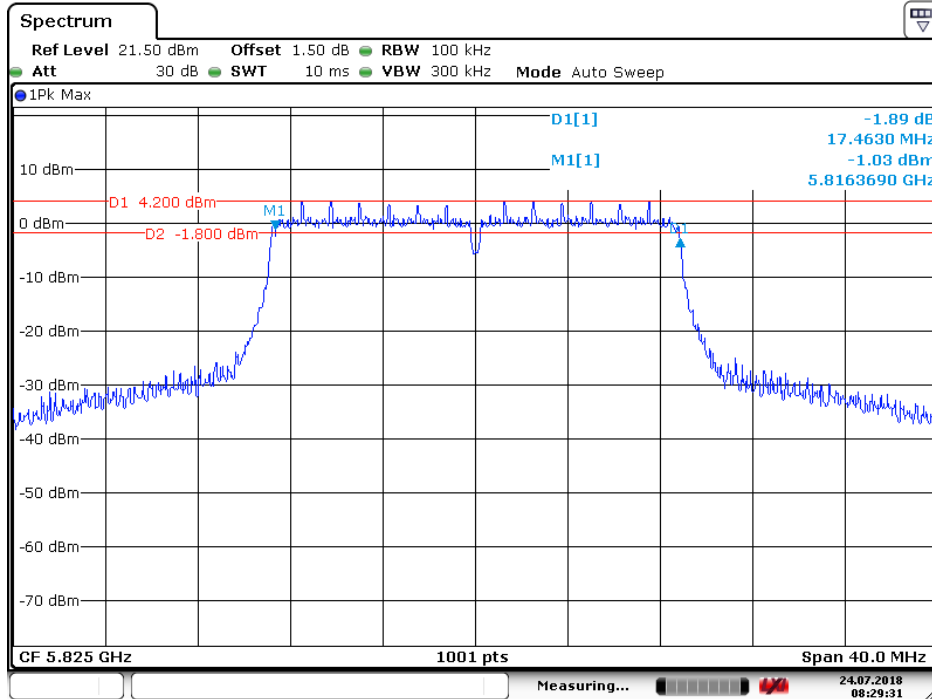
Date: 24 JUL 2018 08:23:22



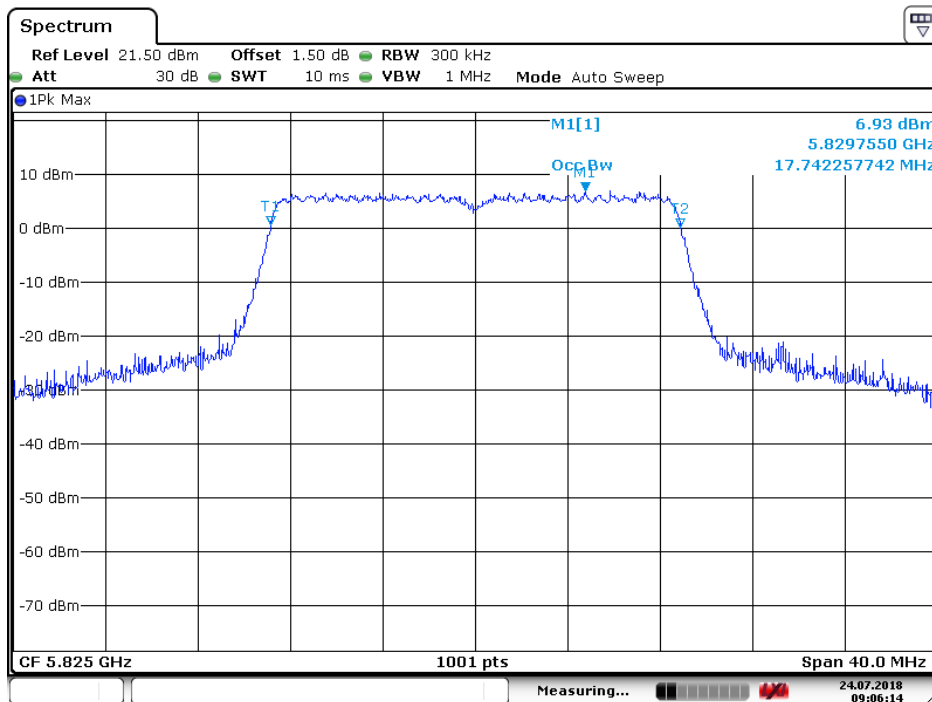
Date: 24 JUL 2018 09:05:15



5.5.1.11 11AC20\_165 ANT 1



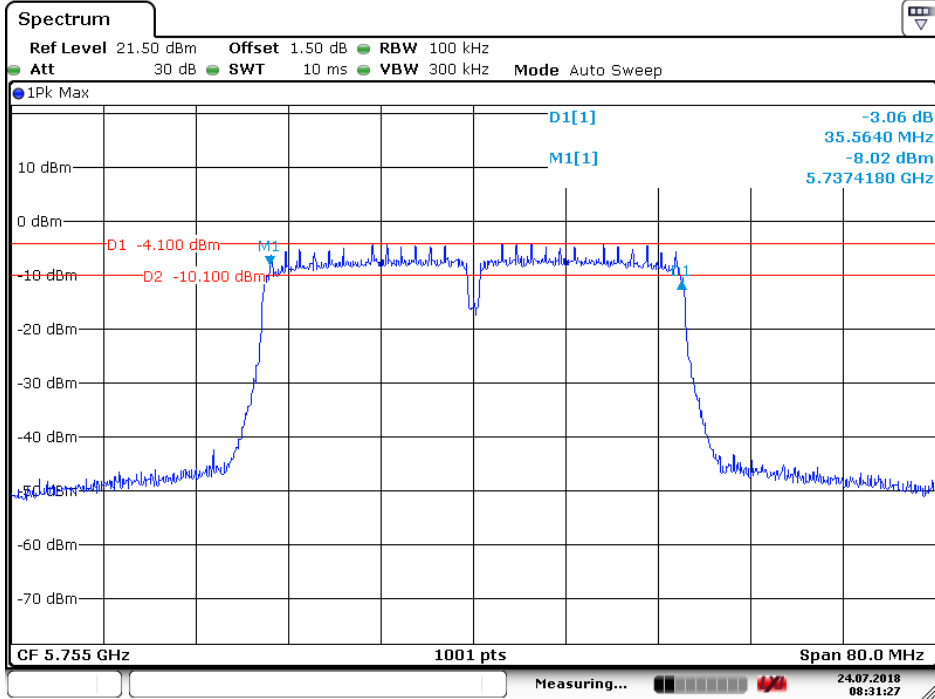
Date: 24 JUL 2018 08:29:31



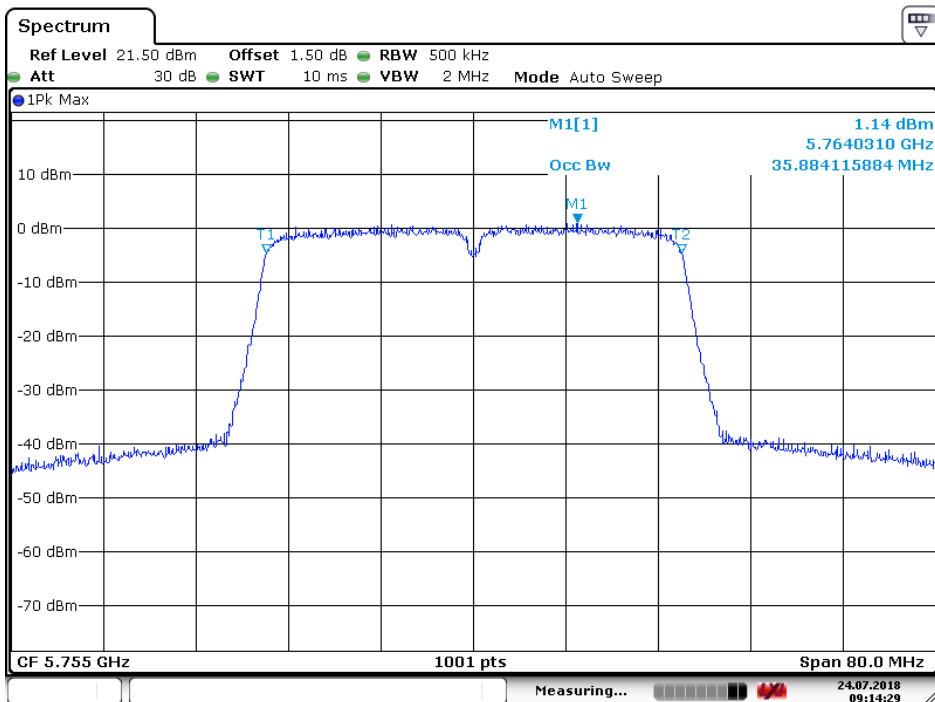
Date: 24 JUL 2018 09:06:15



5.5.1.12 11AC40\_151 ANT 1



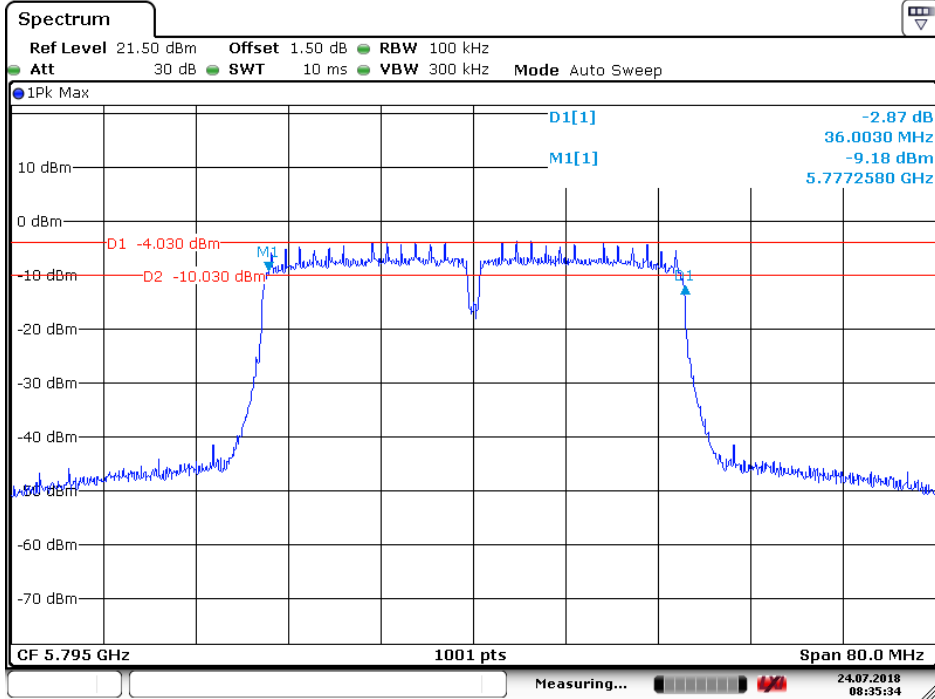
Date: 24 JUL 2018 08:31:27



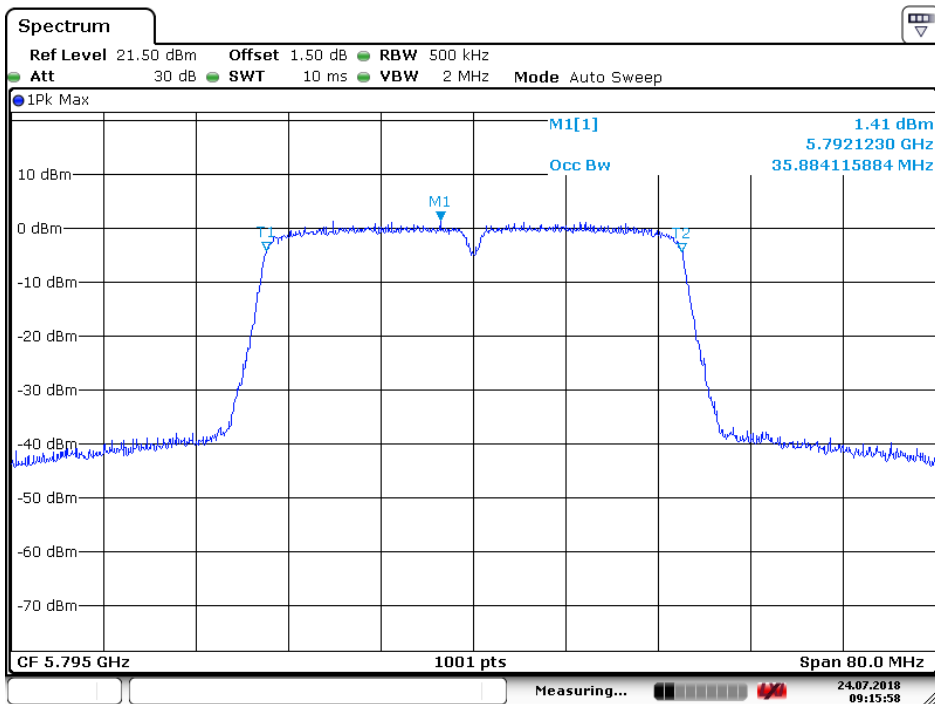
Date: 24 JUL 2018 09:14:30



5.5.1.13 11AC40\_159 ANT 1



Date: 24 JUL 2018 08:35:34

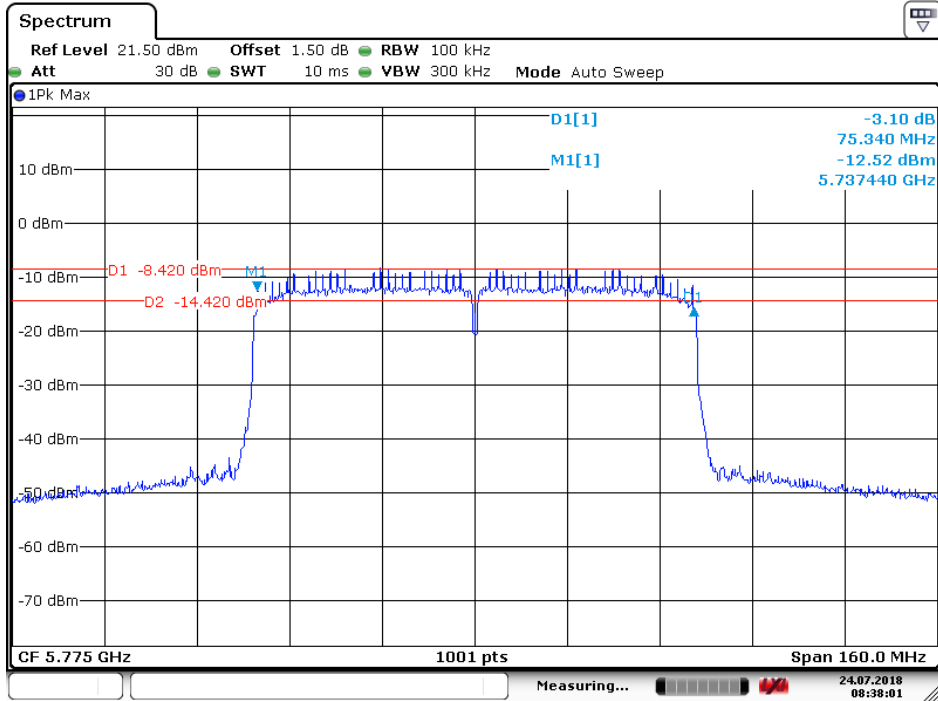


Date: 24 JUL 2018 09:15:58

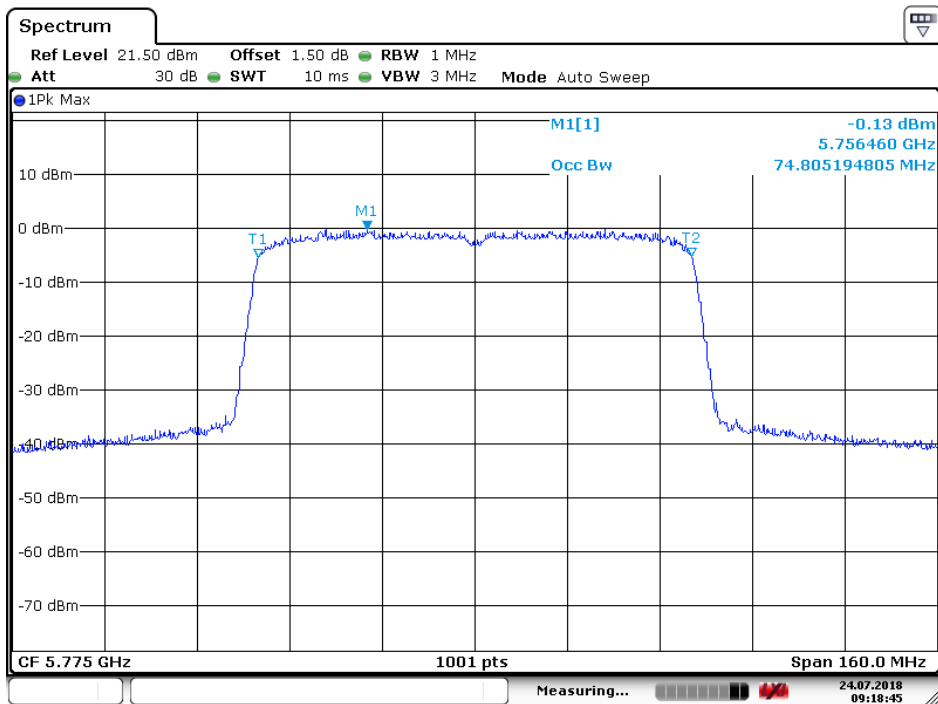




5.5.1.14 11AC80\_155 ANT 1

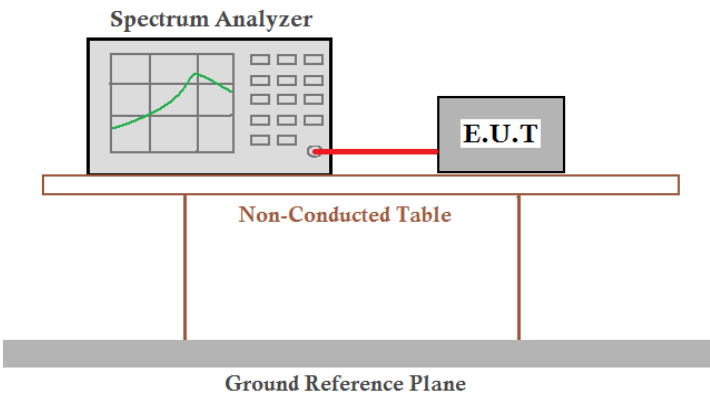


Date: 24 JUL 2018 08:38:01



Date: 24 JUL 2018 09:18:46

### 5.6 Power Spectral Density

Test Requirement:	47 CFR Part 15 Section 15.407(a)	
Test Method:	ANSI C63.10: 2013	
Test Setup:	 <p style="text-align: center;"><i>Remark:</i></p>	
Test Instruments:	Refer to section 5.10 for details	
Exploratory Test Mode:	Transmitting with all kind of modulations, data rates	
Final Test Mode:	<p>Through Pre-scan, find the 6Mbps of rate is the worst case of 802.11a; MCS0 of rate is the worst case of 802.11n(HT20); MCS0 of rate is the worst case of 802.11n(HT40); MCS0 of rate is the worst case of 802.11ac(HT20); MCS0 of rate is the worst case of 802.11ac(HT40); MCS0 of rate is the worst case of 802.11ac(HT80).</p> <p>Only the worst case is recorded in the report.</p>	
Limit:	Frequency Band	Limit
	5150-5250MHz	The power spectral density less than 11dBm/1MHz
	5250-5350MHz	The power spectral density less than 11dBm/1MHz
	5470-5725MHz	The power spectral density less than 11dBm/1MHz
Test Results:	Pass	



**SGS-CSTC Standards Technical Services Co., Ltd.  
Shenzhen Branch**

Report No.: SZEM180700624404

Page: 83 of 404

Measurement Data:

Test Mode	Test Channel	Frequency [MHz]	Meas. Level (Cond.) [dBm/MHz]	Verdict
11A20	36	5180	4.51	PASS
	40	5200	4.62	PASS
	48	5240	5.15	PASS
	52	5260	4.34	PASS
	56	5280	4.91	PASS
	64	5320	5.14	PASS
	100	5500	3.86	PASS
	120	5600	3.60	PASS
	144	5720	4.28	PASS
	149	5745	1.73	PASS
	157	5785	3.05	PASS
	165	5825	2.80	PASS
11N20	36	5180	3.46	PASS
	40	5200	4.46	PASS
	48	5240	5.00	PASS
	52	5260	4.18	PASS
	56	5280	4.30	PASS
	64	5320	4.45	PASS
	100	5500	3.27	PASS
	120	5600	3.40	PASS
	144	5720	3.88	PASS
	149	5745	2.24	PASS
	157	5785	2.61	PASS
	165	5825	2.83	PASS
11N40	38	5190	-4.09	PASS
	46	5230	-4.39	PASS
	54	5270	-4.46	PASS
	62	5310	-4.35	PASS
	102	5510	-5.97	PASS
	142	5710	-5.35	PASS



**SGS-CSTC Standards Technical Services Co., Ltd.  
Shenzhen Branch**

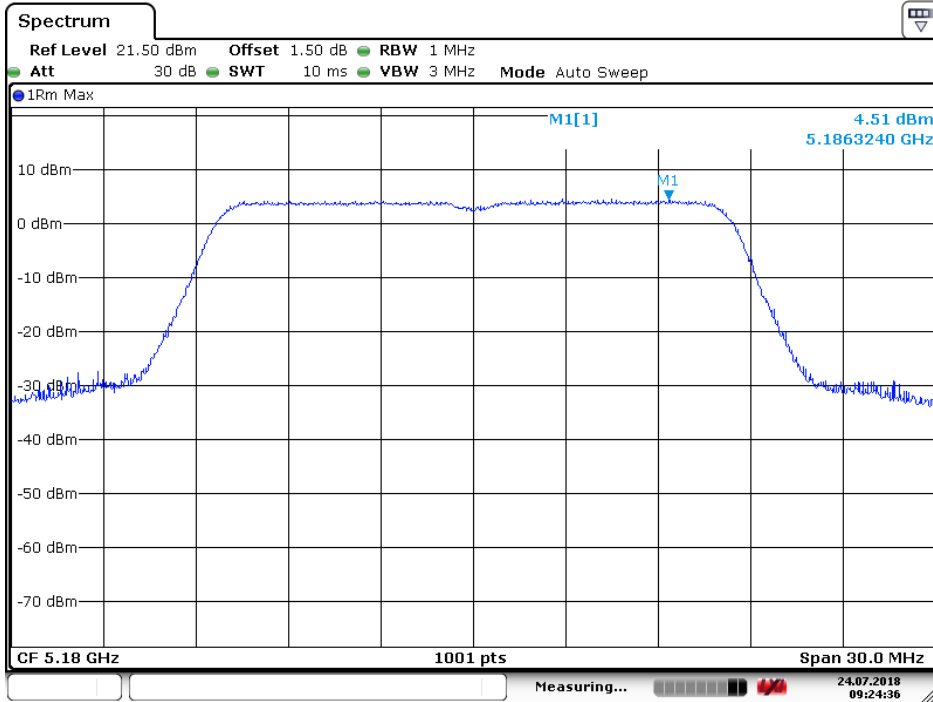
Report No.: SZEM180700624404  
Page: 84 of 404

	134	5670	-5.89	PASS	
	151	5755	-6.27	PASS	
	159	5795	-5.70	PASS	
11AC20	36	5180	3.75	PASS	
	40	5200	4.37	PASS	
	48	5240	4.89	PASS	
	52	5260	3.89	PASS	
	56	5280	4.37	PASS	
	64	5320	4.77	PASS	
	100	5500	3.16	PASS	
	120	5600	3.26	PASS	
	144	5720	4.00	PASS	
	149	5745	2.48	PASS	
	157	5785	2.71	PASS	
	165	5825	2.85	PASS	
	11AC40	38	5190	-5.38	PASS
		46	5230	-4.59	PASS
54		5270	-4.57	PASS	
62		5310	-4.42	PASS	
102		5510	-6.24	PASS	
142		5710	-5.29	PASS	
134		5670	-5.98	PASS	
151		5755	-6.27	PASS	
11AC80	159	5795	-5.81	PASS	
	42	5210	-7.89	PASS	
	58	5290	-7.88	PASS	
	106	5530	-8.33	PASS	
	138	5690	-8.09	PASS	
	155	5775	-9.15	PASS	



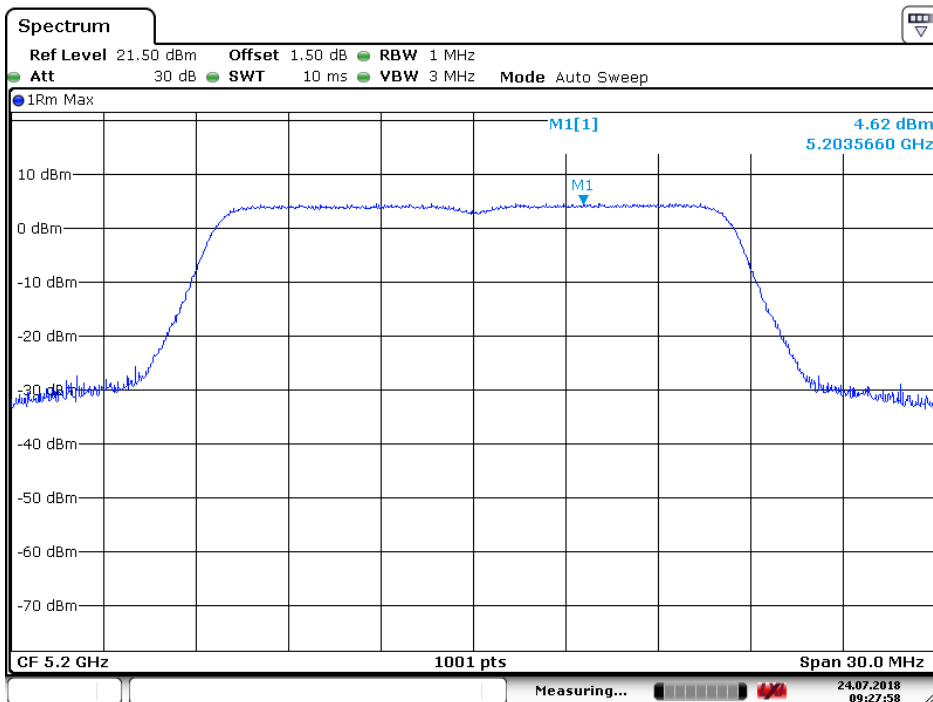
Test plot as follows:

Test mode:	802.11a	Frequency(MHz):	5180
------------	---------	-----------------	------



Date: 24 JUL 2018 09:24:37

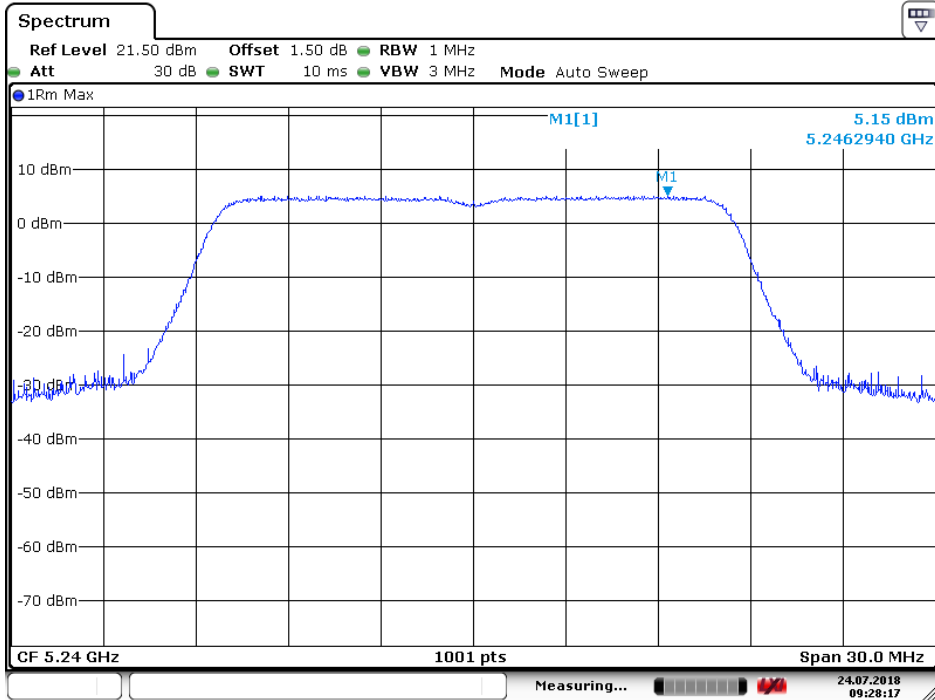
Test mode:	802.11a	Frequency(MHz):	5200
------------	---------	-----------------	------



Date: 24 JUL 2018 09:27:59

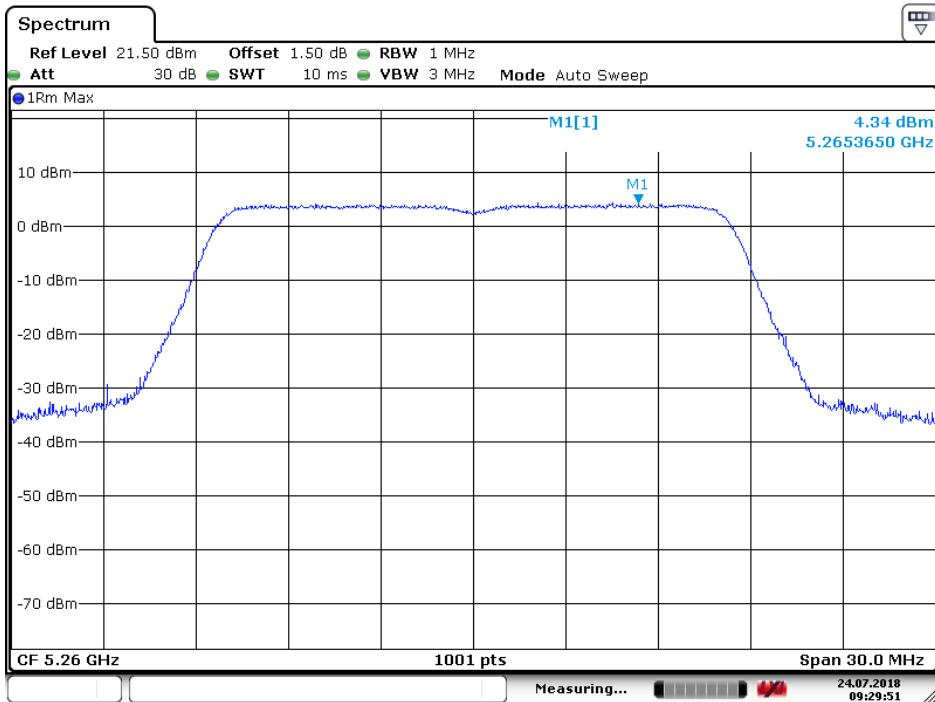


Test mode:	802.11a	Frequency(MHz):	5240
------------	---------	-----------------	------



Date: 24 JUL 2018 09:28:18

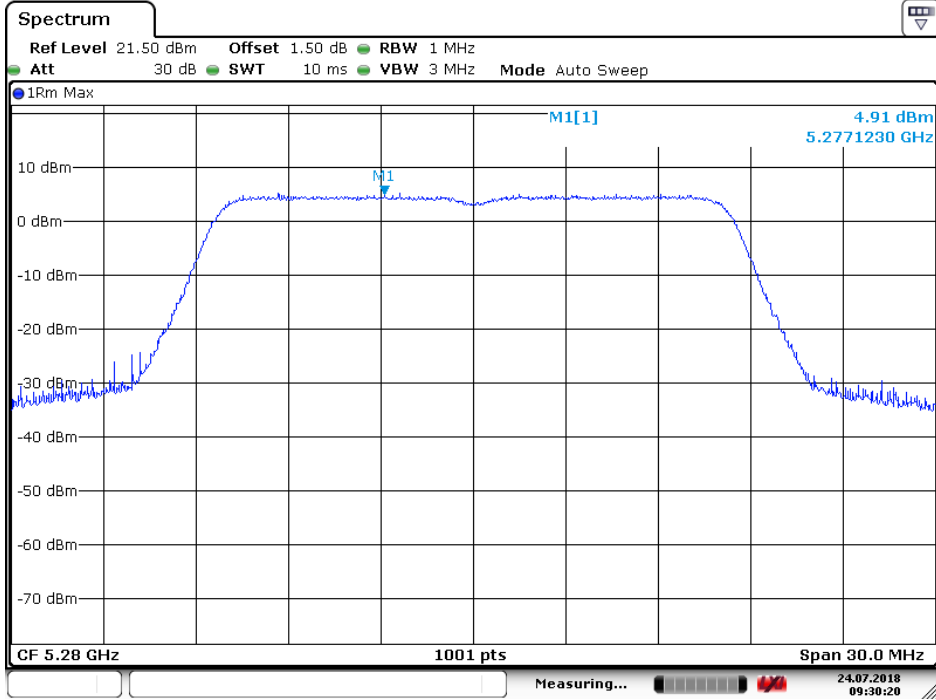
Test mode:	802.11a	Frequency(MHz):	5260
------------	---------	-----------------	------



Date: 24 JUL 2018 09:29:51

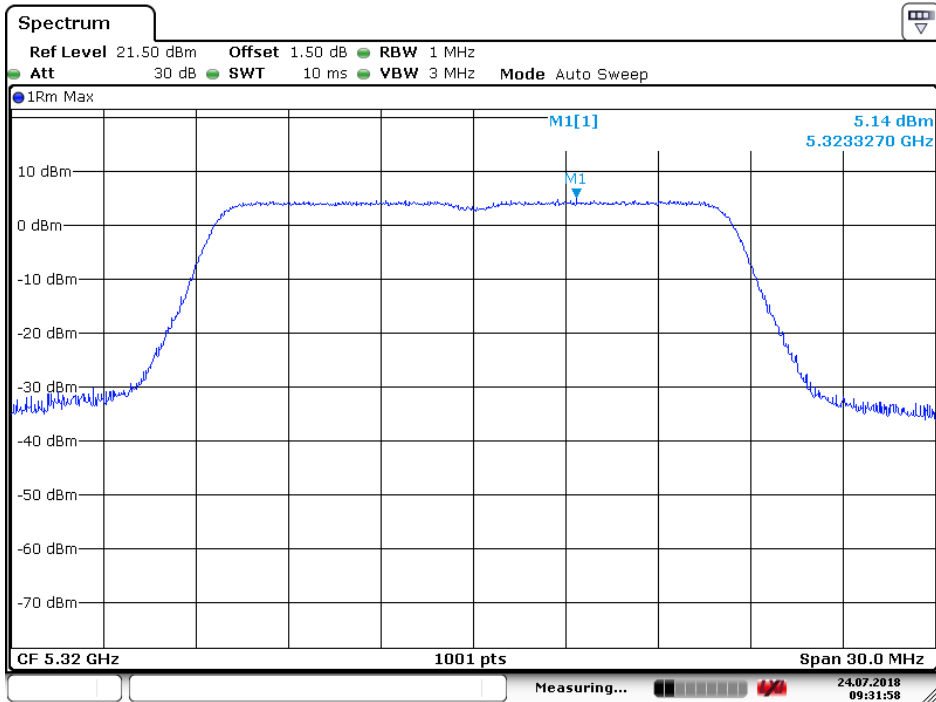


Test mode:	802.11a	Frequency(MHz):	5280
------------	---------	-----------------	------



Date: 24.JUL.2018 09:30:21

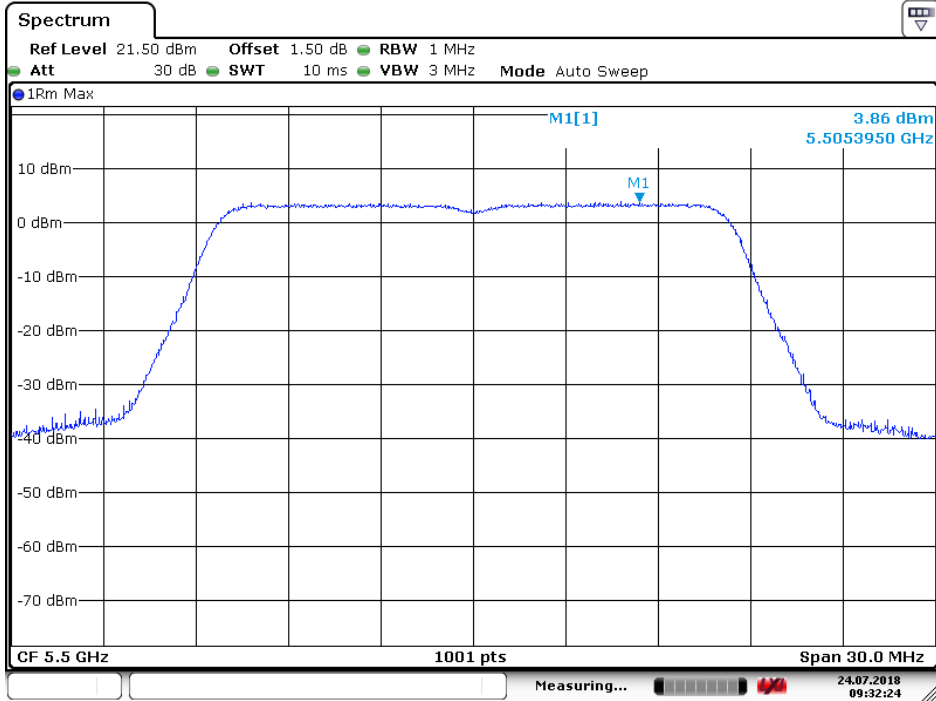
Test mode:	802.11a	Frequency(MHz):	5320
------------	---------	-----------------	------



Date: 24.JUL.2018 09:31:58

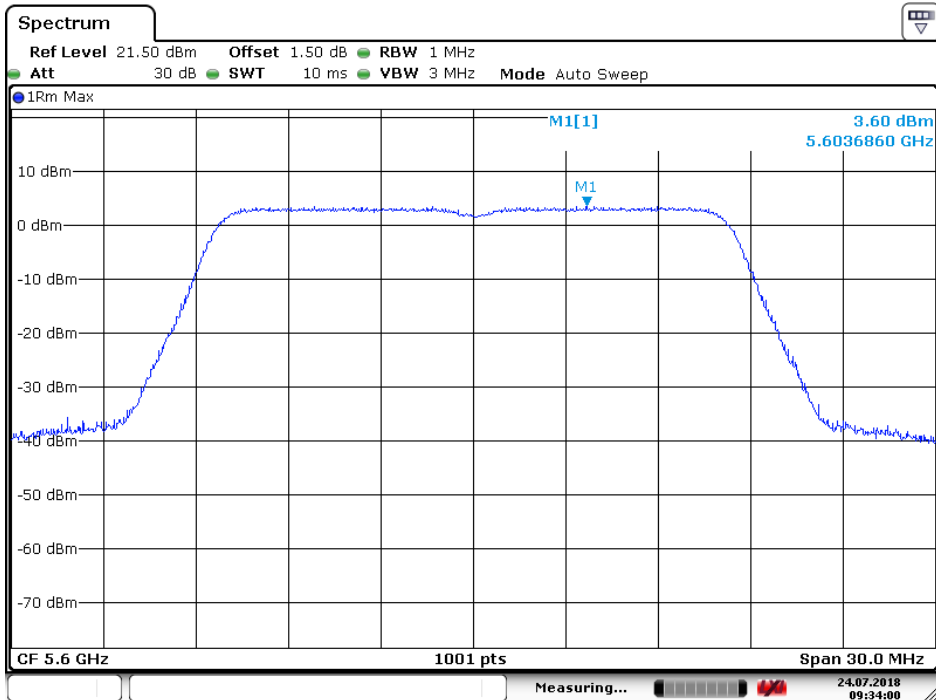


Test mode:	802.11a	Frequency(MHz):	5500
------------	---------	-----------------	------



Date: 24 JUL 2018 09:32:24

Test mode:	802.11a	Frequency(MHz):	5600
------------	---------	-----------------	------

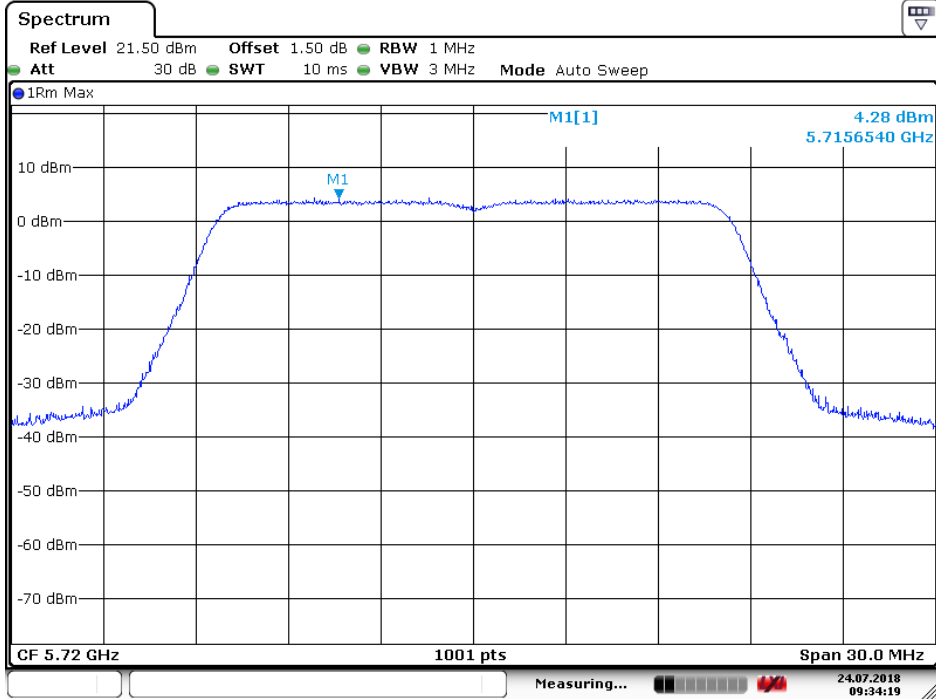


Date: 24 JUL 2018 09:34:00



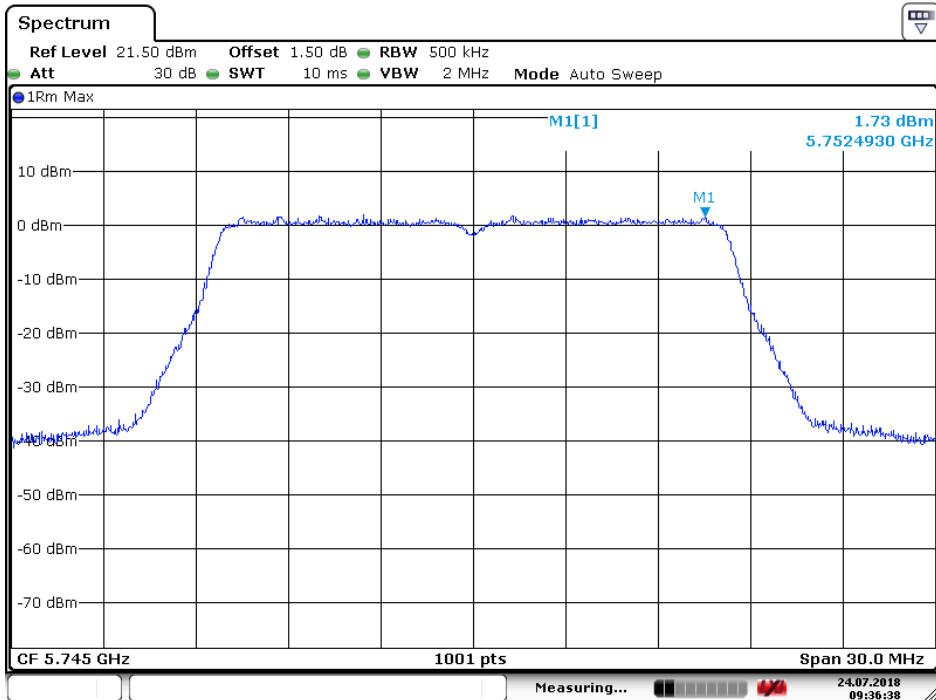


Test mode:	802.11a	Frequency(MHz):	5720
------------	---------	-----------------	------



Date: 24 JUL 2018 09:34:20

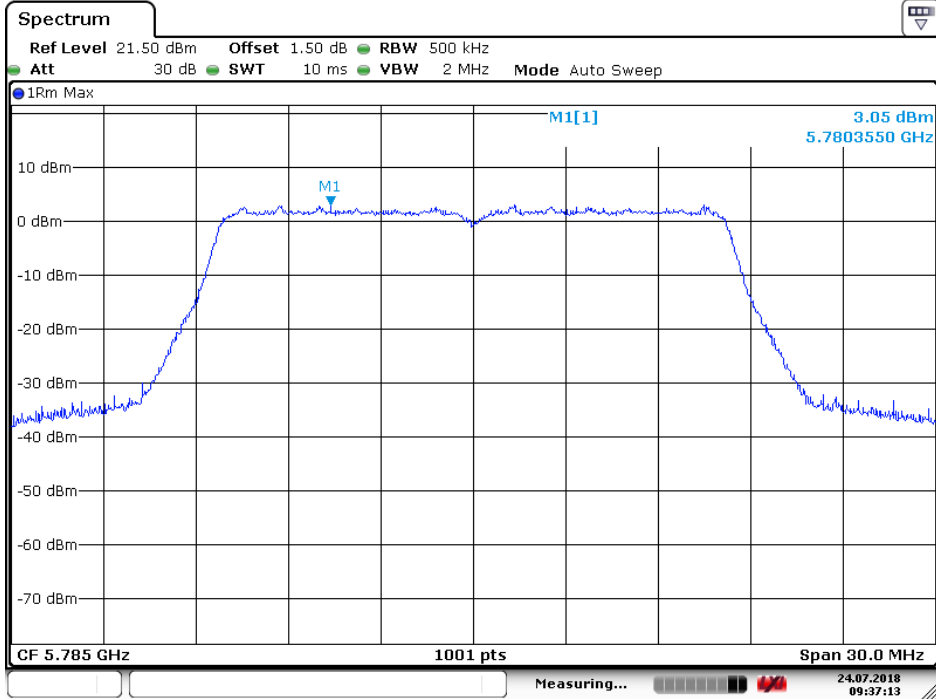
Test mode:	802.11a	Frequency(MHz):	5745
------------	---------	-----------------	------



Date: 24 JUL 2018 09:36:39

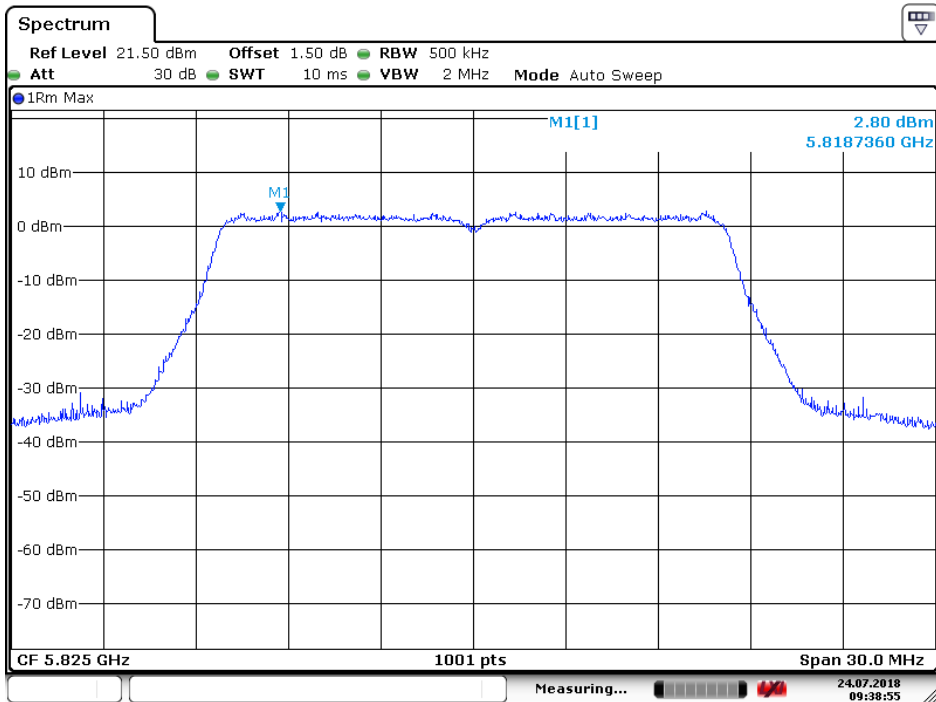


Test mode:	802.11a	Frequency(MHz):	5785
------------	---------	-----------------	------



Date: 24 JUL 2018 09:37:14

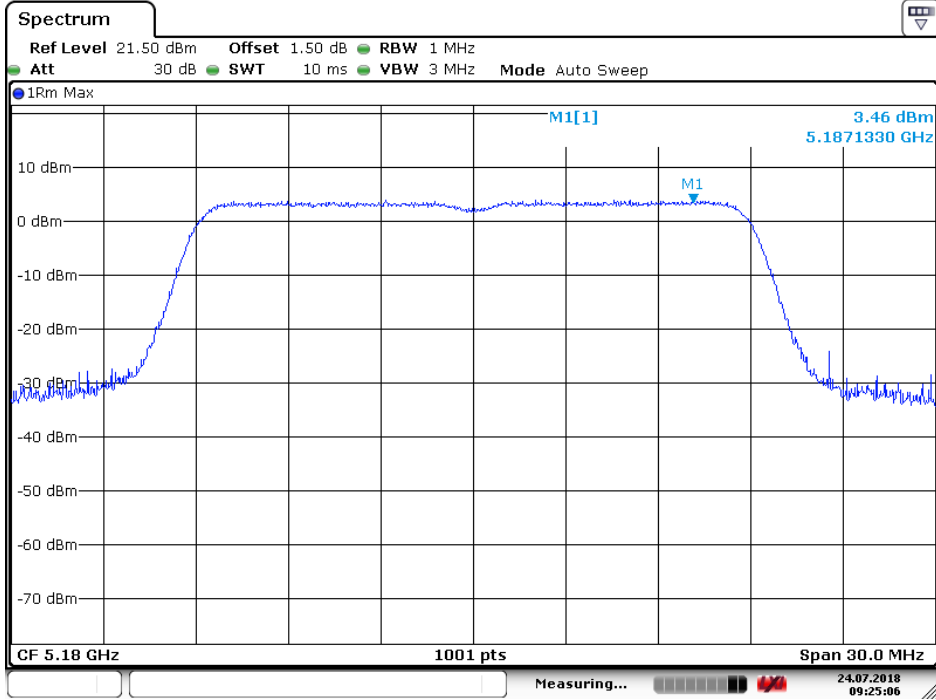
Test mode:	802.11a	Frequency(MHz):	5825
------------	---------	-----------------	------



Date: 24 JUL 2018 09:38:55

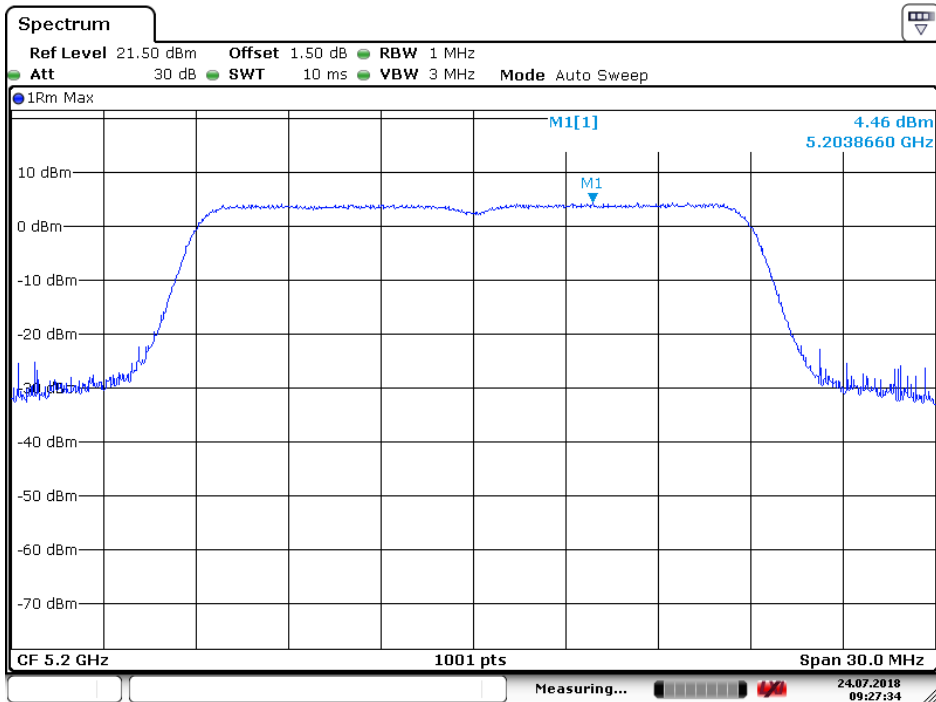


Test mode:	802.11n(HT20)	Frequency(MHz):	5180
------------	---------------	-----------------	------



Date: 24 JUL 2018 09:25:06

Test mode:	802.11n(HT20)	Frequency(MHz):	5200
------------	---------------	-----------------	------



Date: 24 JUL 2018 09:27:34

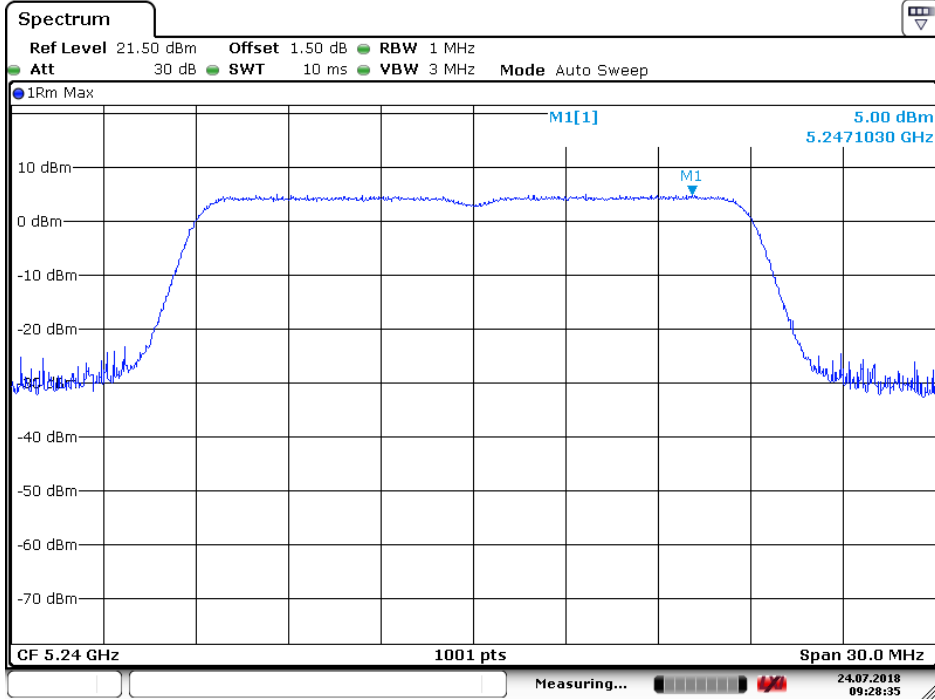


# SGS-CSTC Standards Technical Services Co., Ltd. Shenzhen Branch

Report No.: SZEM180700624404

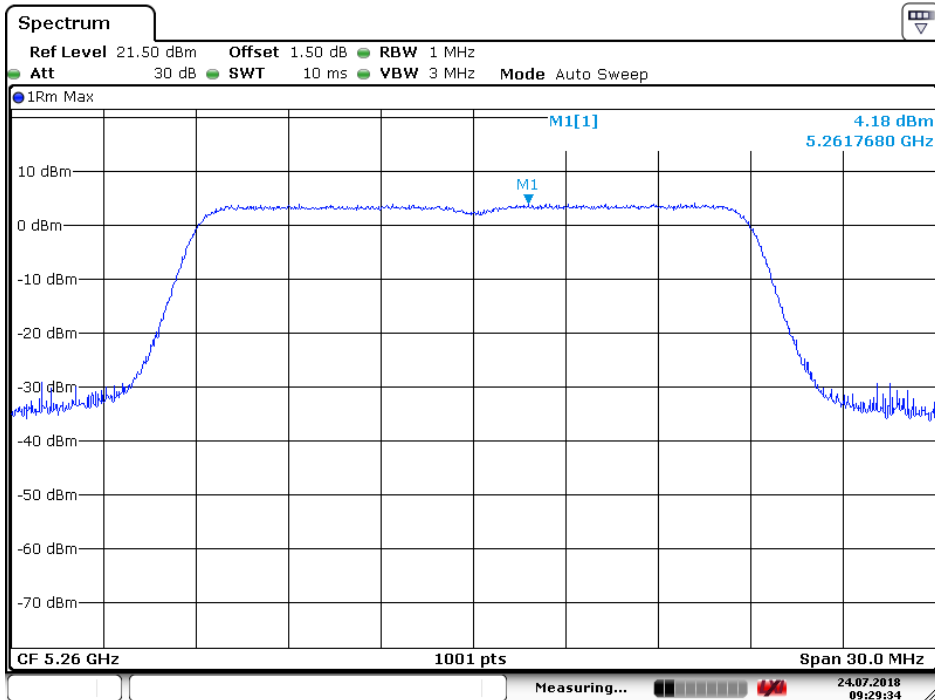
Page: 92 of 404

Test mode:	802.11n(HT20)	Frequency(MHz):	5240
------------	---------------	-----------------	------



Date: 24.JUL.2018 09:28:35

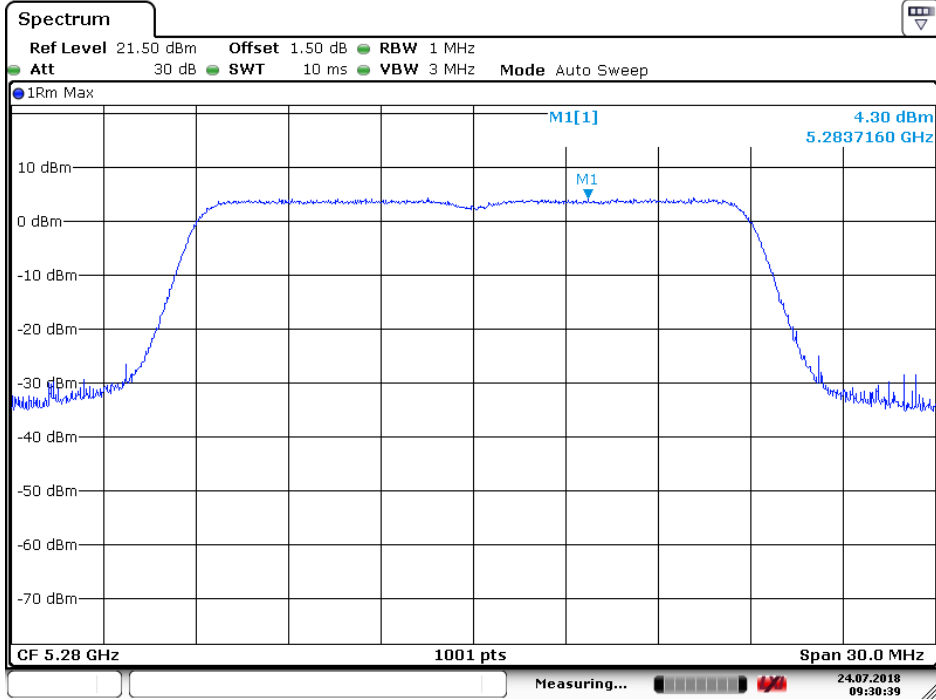
Test mode:	802.11n(HT20)	Frequency(MHz):	5260
------------	---------------	-----------------	------



Date: 24.JUL.2018 09:29:35

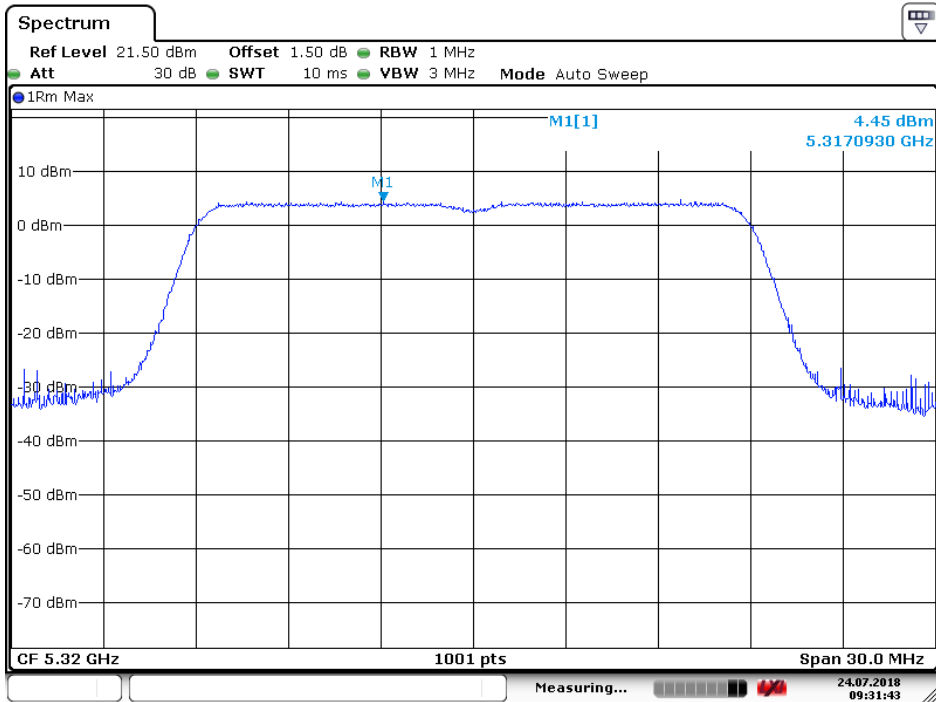


Test mode:	802.11n(HT20)	Frequency(MHz):	5280
------------	---------------	-----------------	------



Date: 24 JUL 2018 09:30:39

Test mode:	802.11n(HT20)	Frequency(MHz):	5320
------------	---------------	-----------------	------



Date: 24 JUL 2018 09:31:43

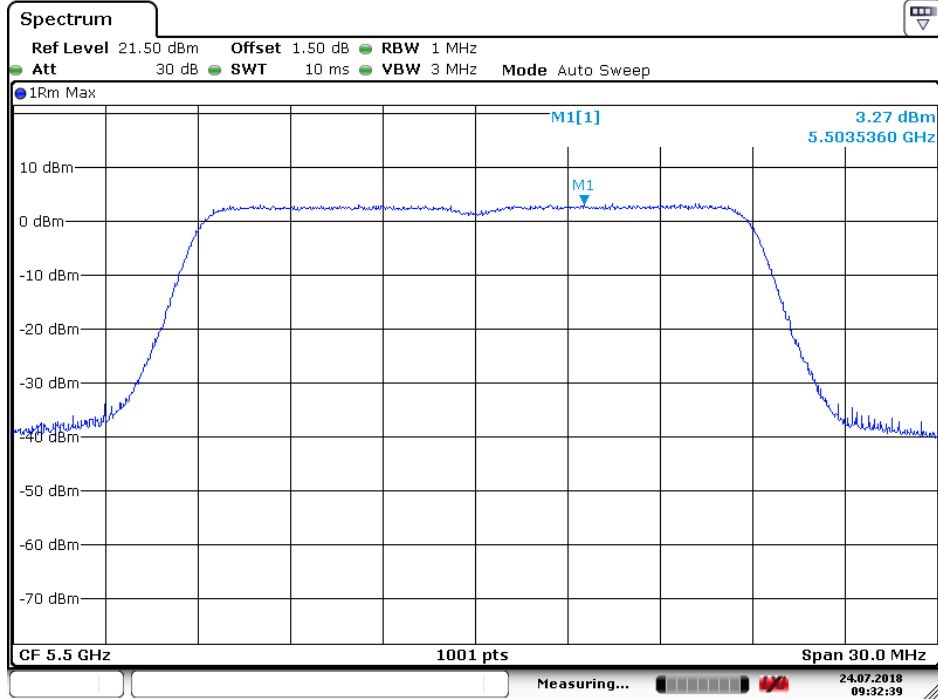


# SGS-CSTC Standards Technical Services Co., Ltd. Shenzhen Branch

Report No.: SZEM180700624404

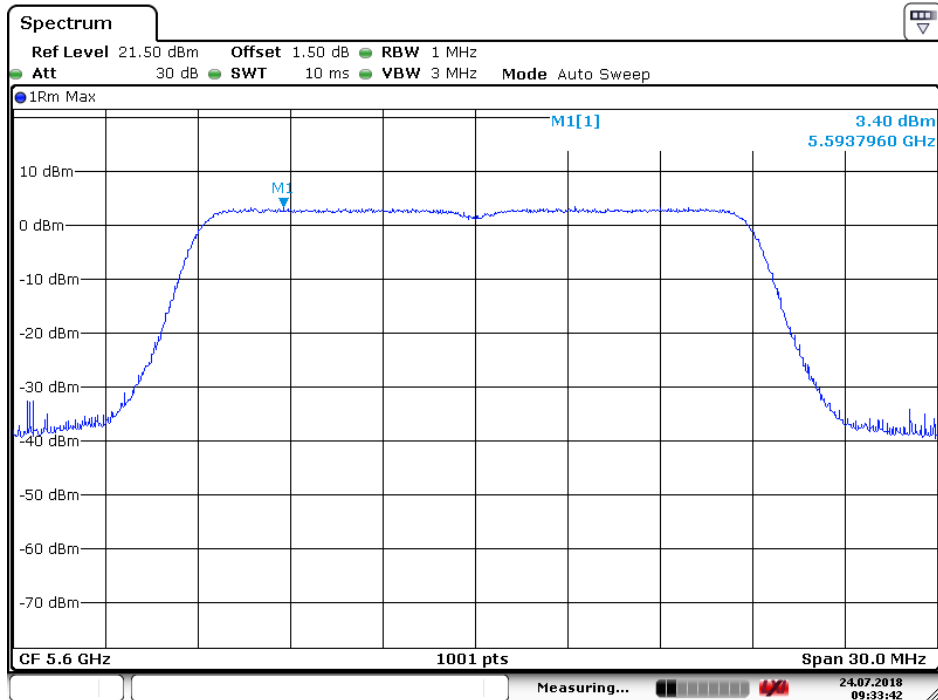
Page: 94 of 404

Test mode:	802.11n(HT20)	Frequency(MHz):	5500
------------	---------------	-----------------	------



Date: 24 JUL 2018 09:32:39

Test mode:	802.11n(HT20)	Frequency(MHz):	5600
------------	---------------	-----------------	------



Date: 24 JUL 2018 09:33:42

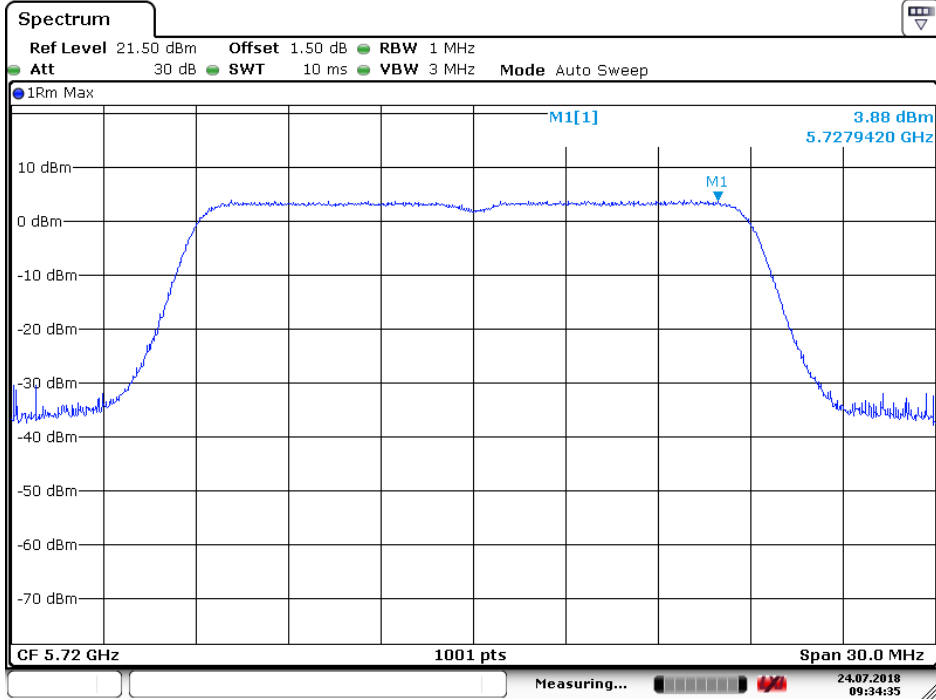


# SGS-CSTC Standards Technical Services Co., Ltd. Shenzhen Branch

Report No.: SZEM180700624404

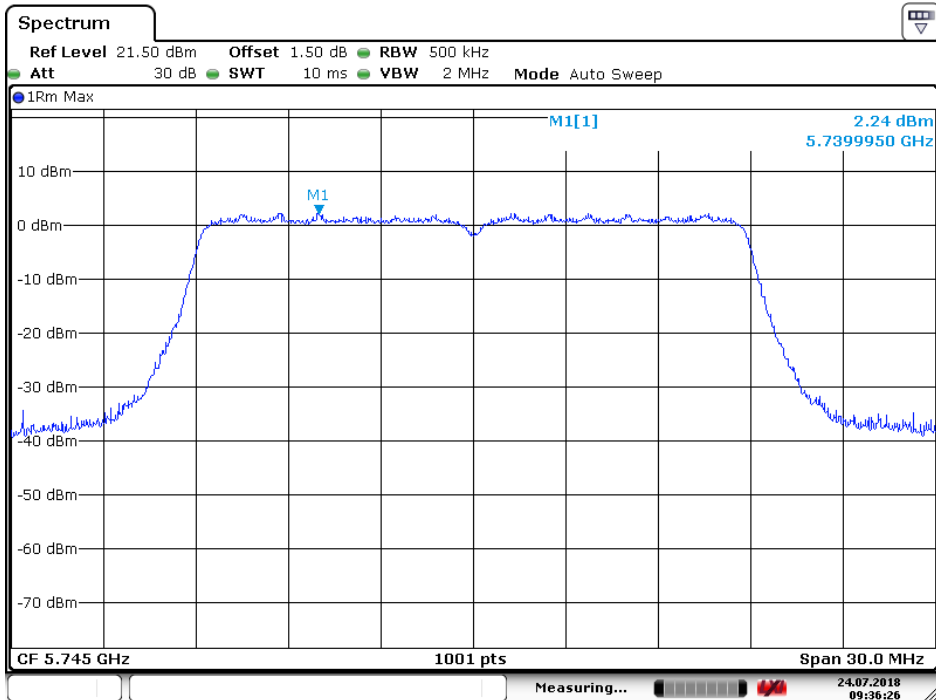
Page: 95 of 404

Test mode:	802.11n(HT20)	Frequency(MHz):	5720
------------	---------------	-----------------	------



Date: 24.JUL.2018 09:34:35

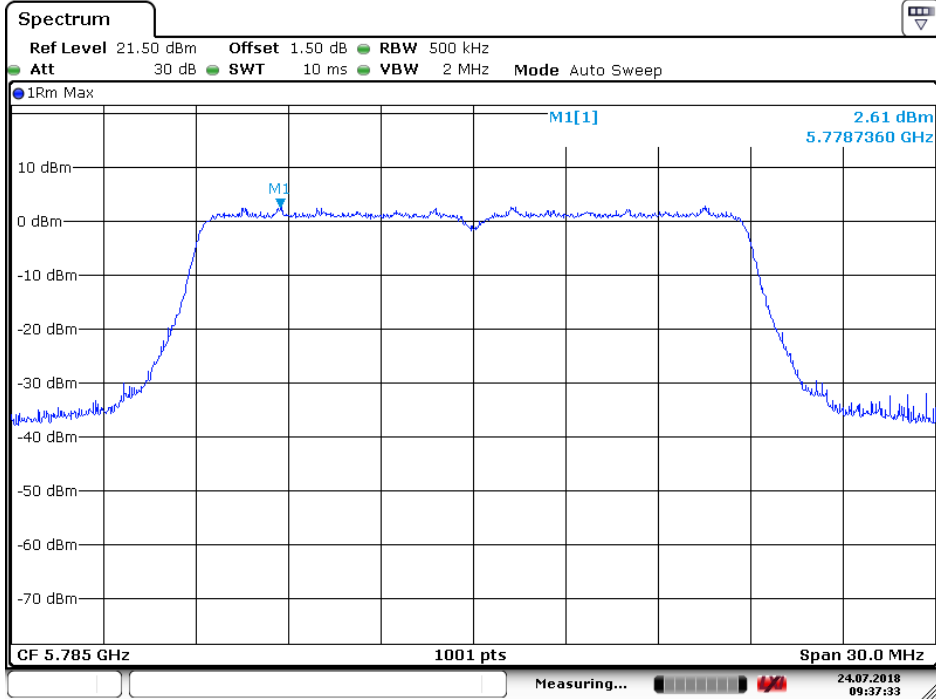
Test mode:	802.11 n(HT20)	Frequency(MHz):	5745
------------	----------------	-----------------	------



Date: 24.JUL.2018 09:36:26

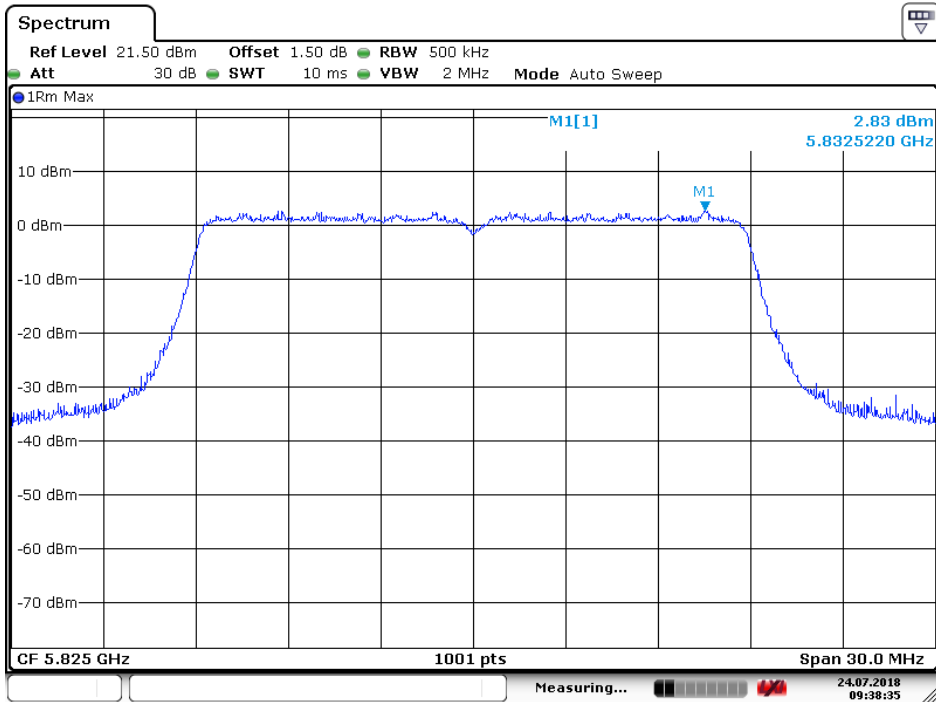


Test mode:	802.11 n(HT20)	Frequency(MHz):	5785
------------	----------------	-----------------	------



Date: 24 JUL 2018 09:37:33

Test mode:	802.11 n(HT20)	Frequency(MHz):	5825
------------	----------------	-----------------	------

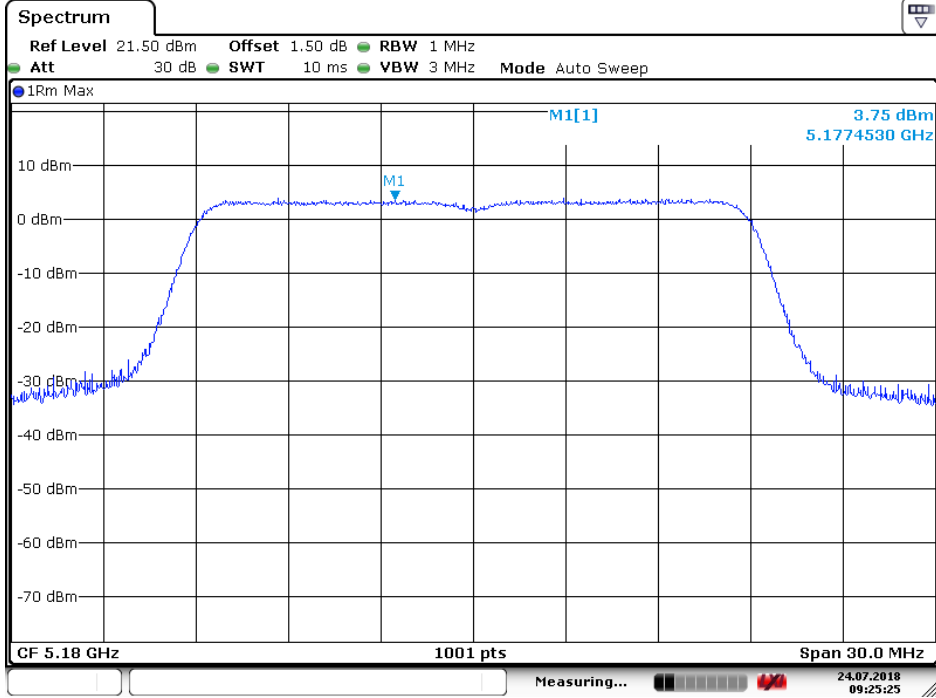


Date: 24 JUL 2018 09:38:36



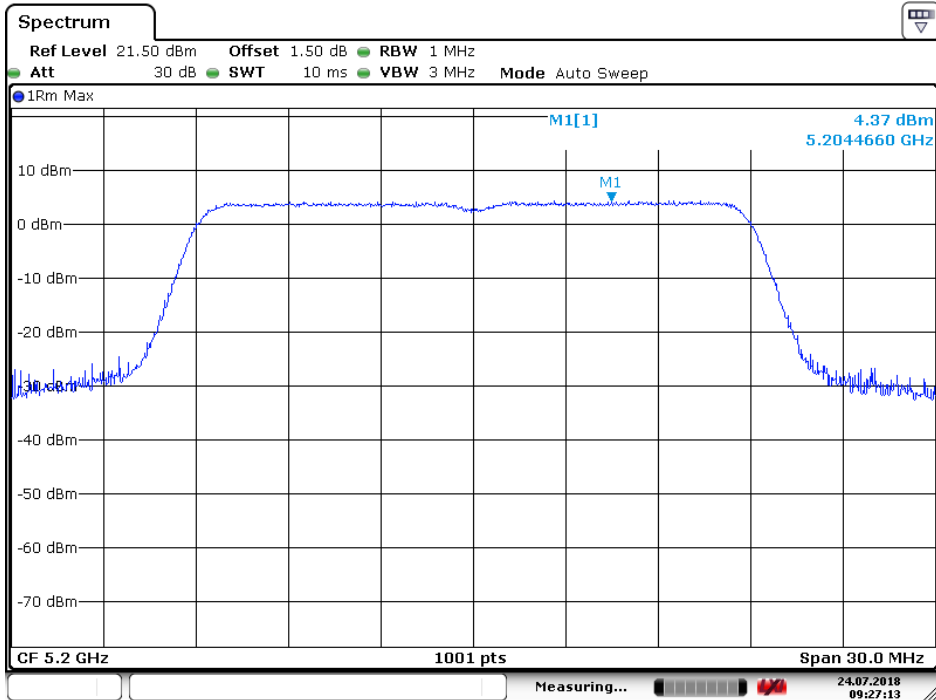


Test mode:	802.11ac(HT20)	Frequency(MHz):	5180
------------	----------------	-----------------	------



Date: 24 JUL 2018 09:25:25

Test mode:	802.11ac(HT20)	Frequency(MHz):	5200
------------	----------------	-----------------	------



Date: 24 JUL 2018 09:27:14

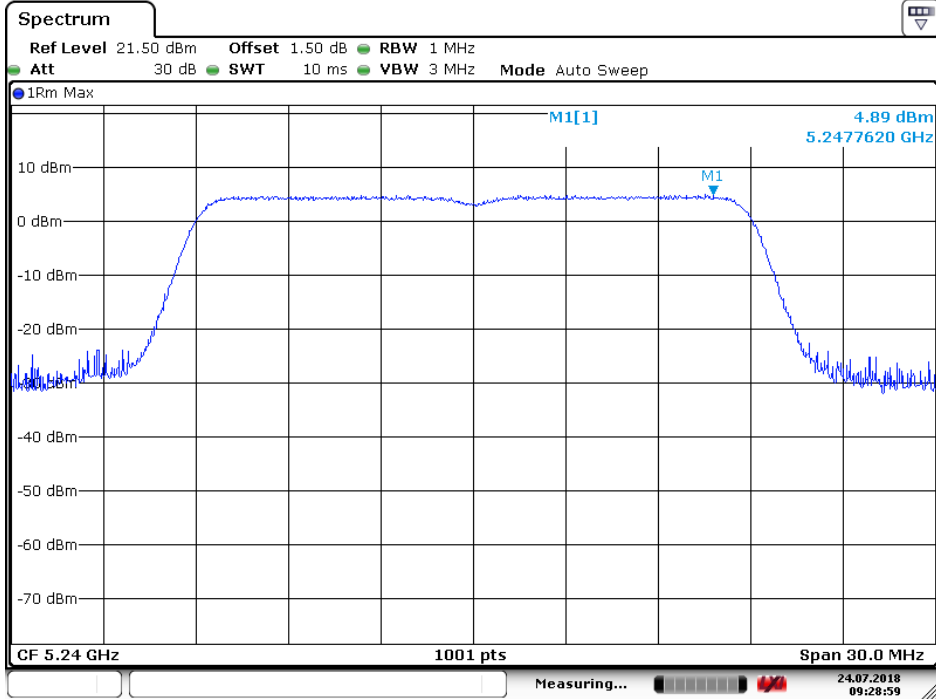


# SGS-CSTC Standards Technical Services Co., Ltd. Shenzhen Branch

Report No.: SZEM180700624404

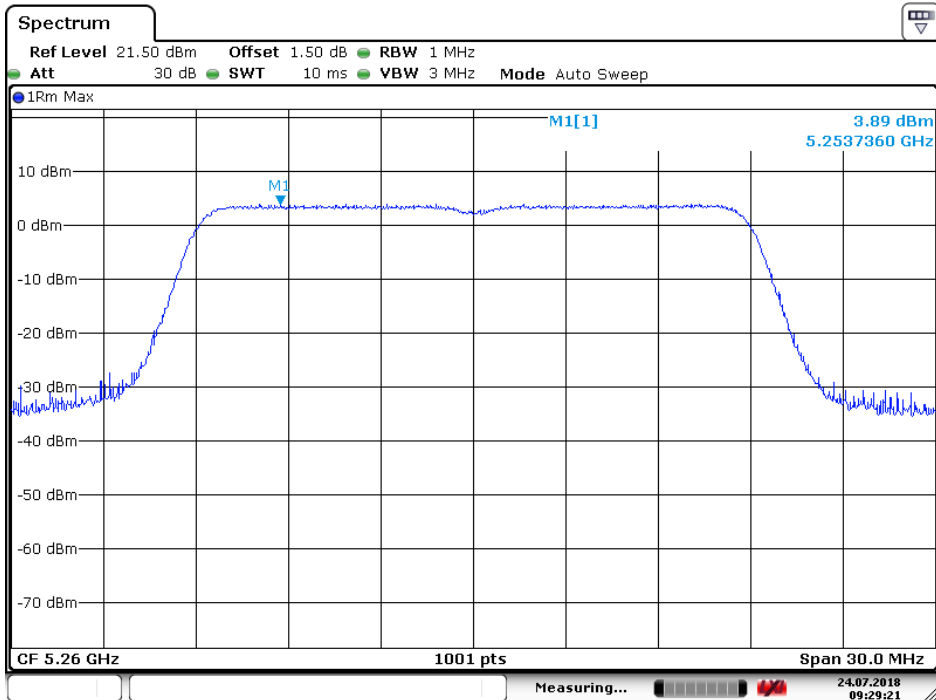
Page: 98 of 404

Test mode:	802.11ac(HT20)	Frequency(MHz):	5240
------------	----------------	-----------------	------



Date: 24 JUL 2018 09:29:00

Test mode:	802.11ac(HT20)	Frequency(MHz):	5260
------------	----------------	-----------------	------

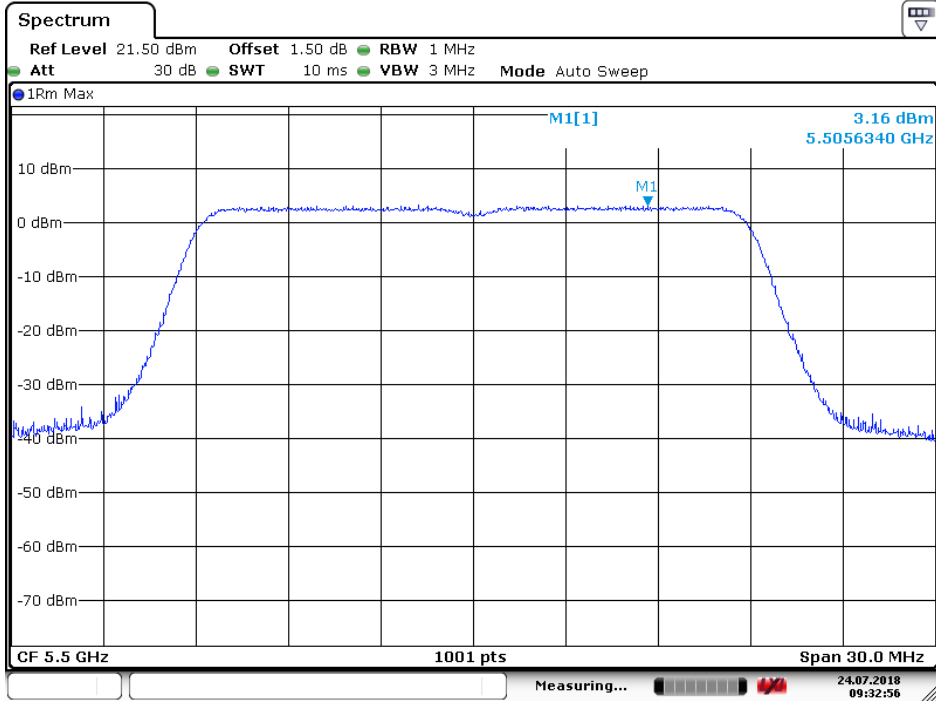


Date: 24 JUL 2018 09:29:21



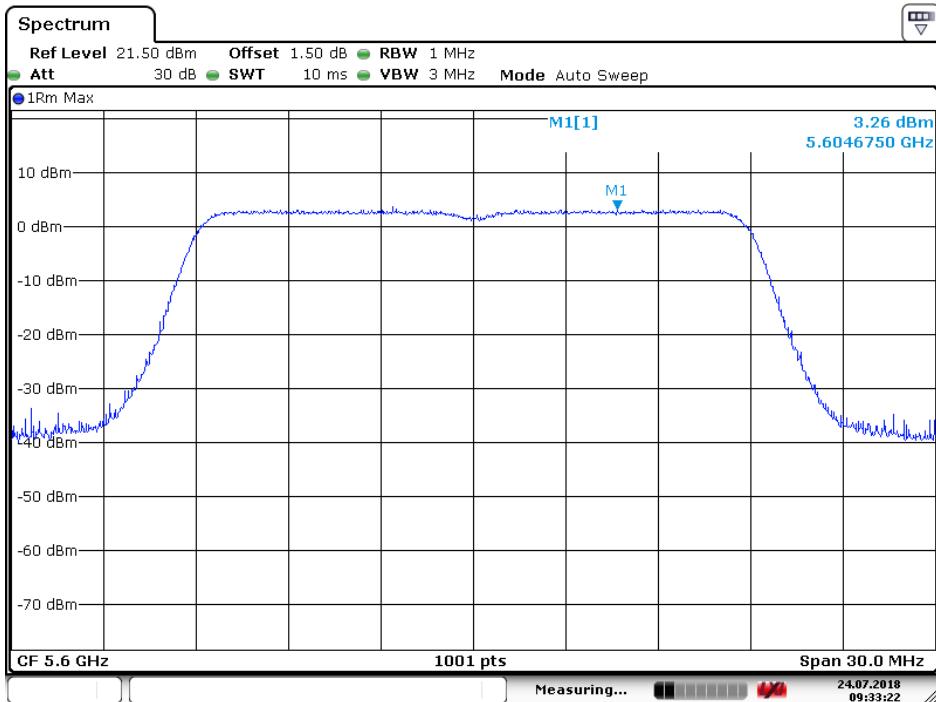


Test mode:	802.11ac(HT20)	Frequency(MHz):	5500
------------	----------------	-----------------	------



Date: 24 JUL 2018 09:32:56

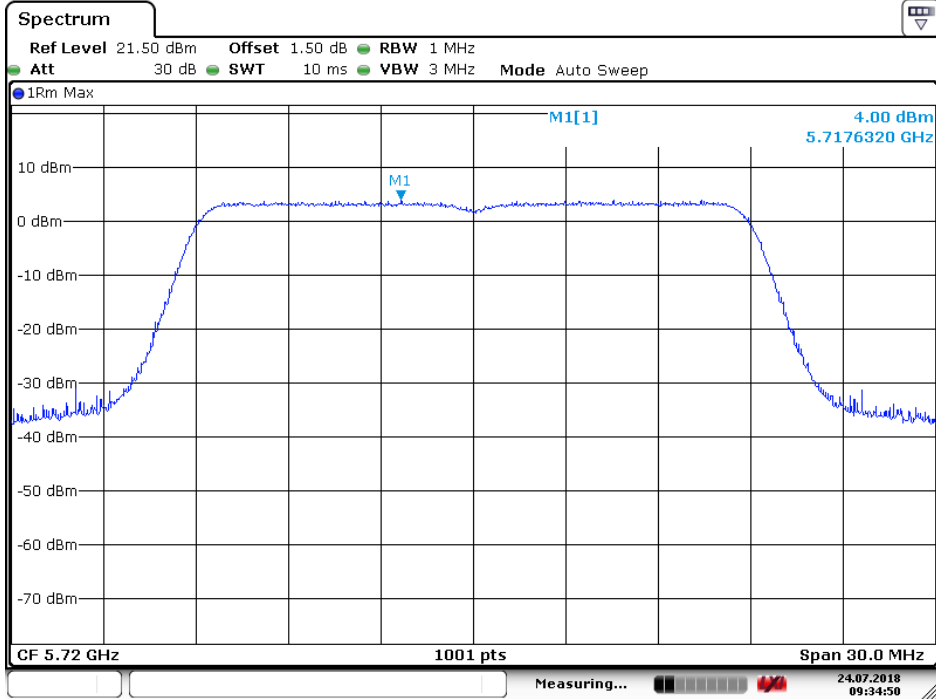
Test mode:	802.11ac(HT20)	Frequency(MHz):	5600
------------	----------------	-----------------	------



Date: 24 JUL 2018 09:33:22

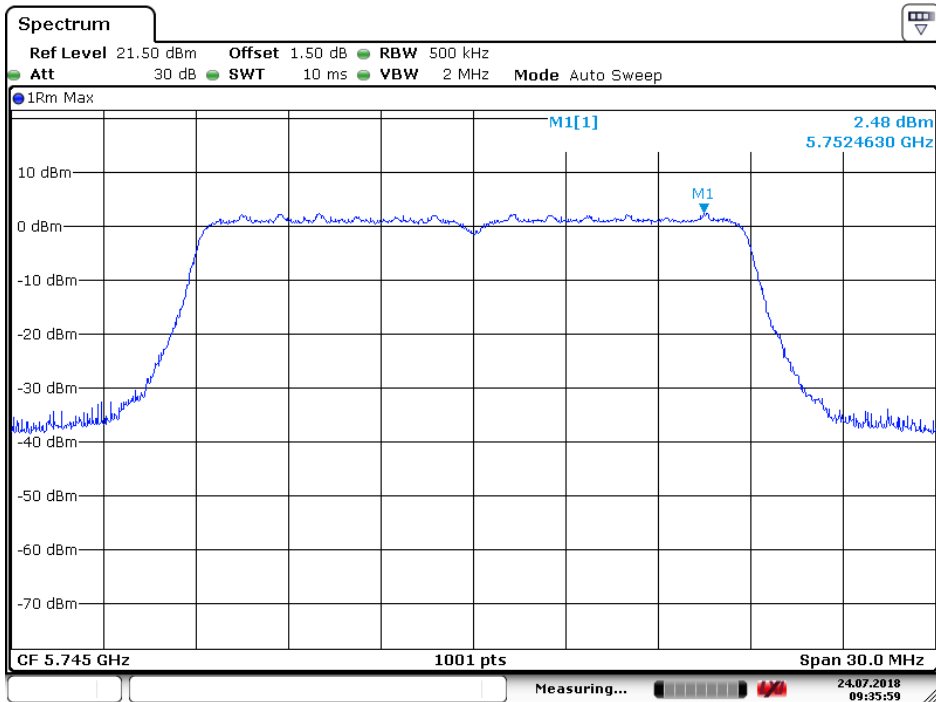


Test mode:	802.11ac(HT20)	Frequency(MHz):	5720
------------	----------------	-----------------	------



Date: 24.JUL.2018 09:34:50

Test mode:	802.11ac(HT20)	Frequency(MHz):	5745
------------	----------------	-----------------	------



Date: 24.JUL.2018 09:35:59

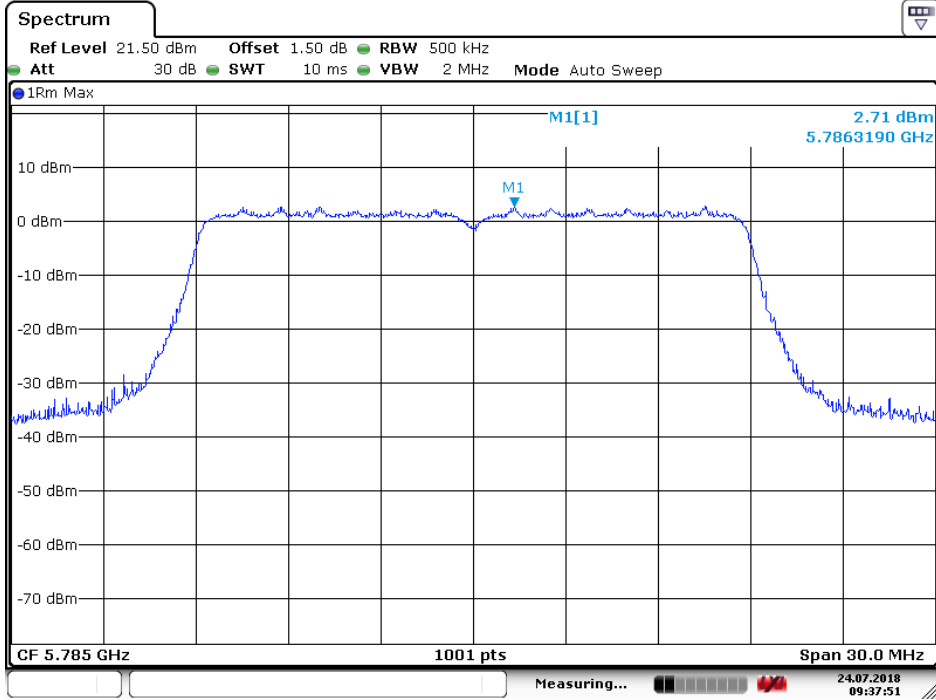


# SGS-CSTC Standards Technical Services Co., Ltd. Shenzhen Branch

Report No.: SZEM180700624404

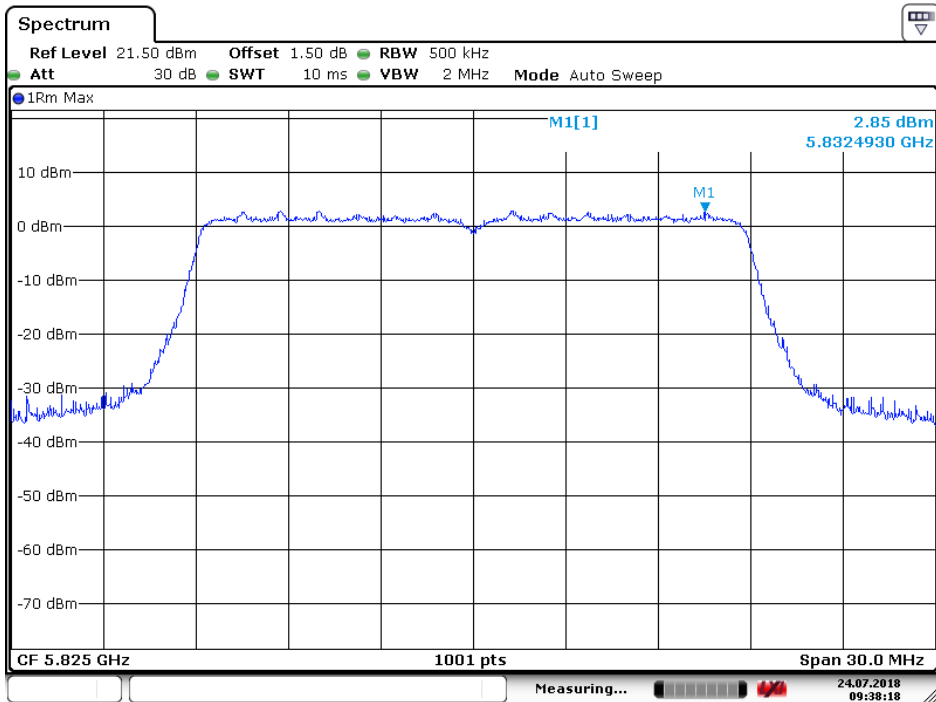
Page: 102 of 404

Test mode:	802.11ac(HT20)	Frequency(MHz):	5785
------------	----------------	-----------------	------



Date: 24 JUL 2018 09:37:52

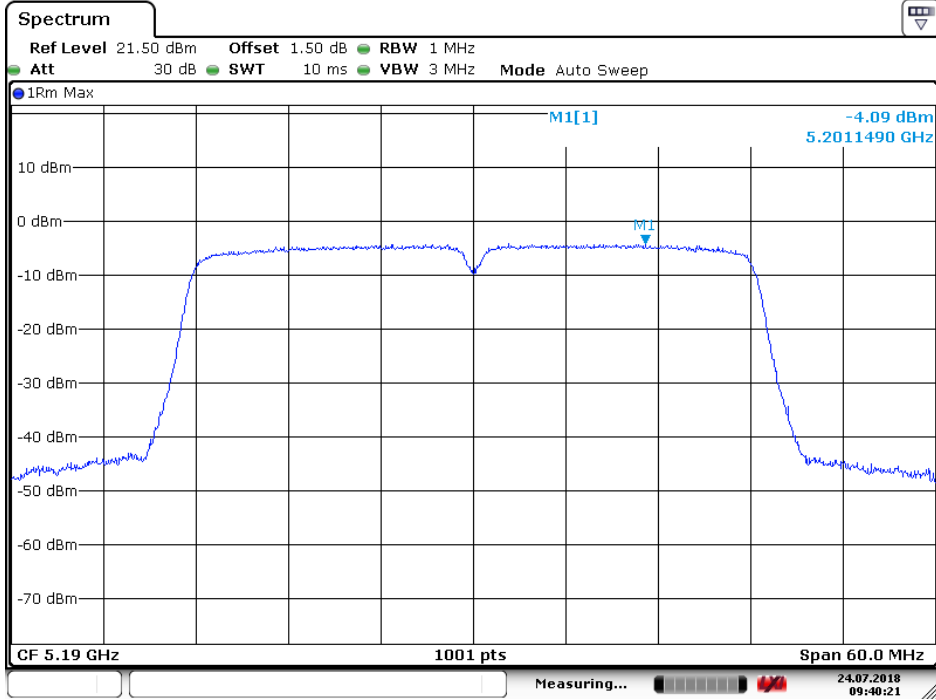
Test mode:	802.11ac(HT20)	Frequency(MHz):	5825
------------	----------------	-----------------	------



Date: 24 JUL 2018 09:38:18

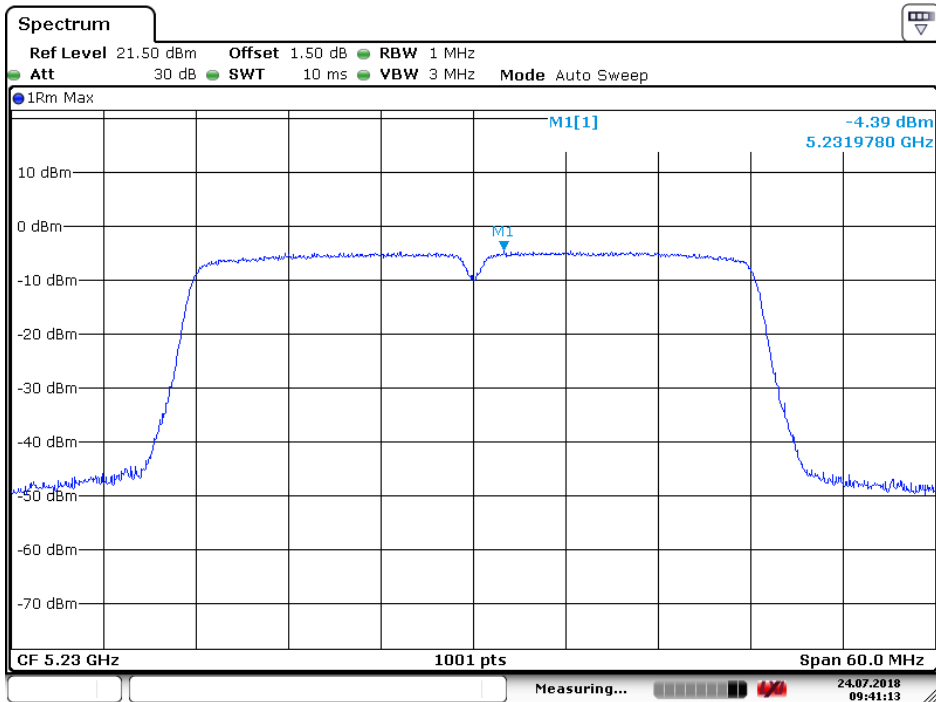


Test mode:	802.11n(HT40)	Frequency(MHz):	5190
------------	---------------	-----------------	------



Date: 24 JUL 2018 09:40:22

Test mode:	802.11n(HT40)	Frequency(MHz):	5230
------------	---------------	-----------------	------



Date: 24 JUL 2018 09:41:14

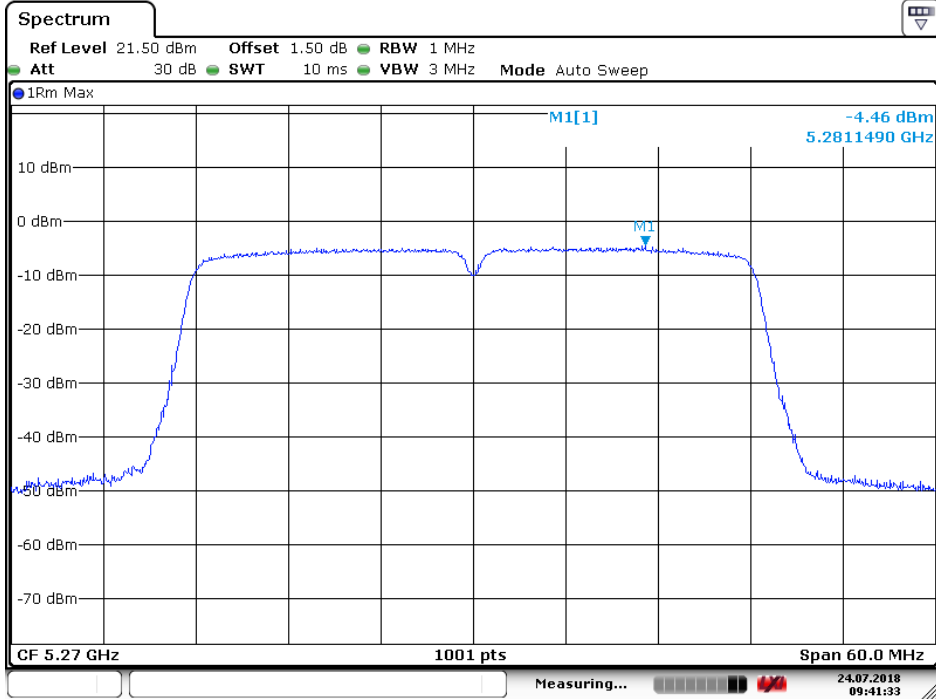


# SGS-CSTC Standards Technical Services Co., Ltd. Shenzhen Branch

Report No.: SZEM180700624404

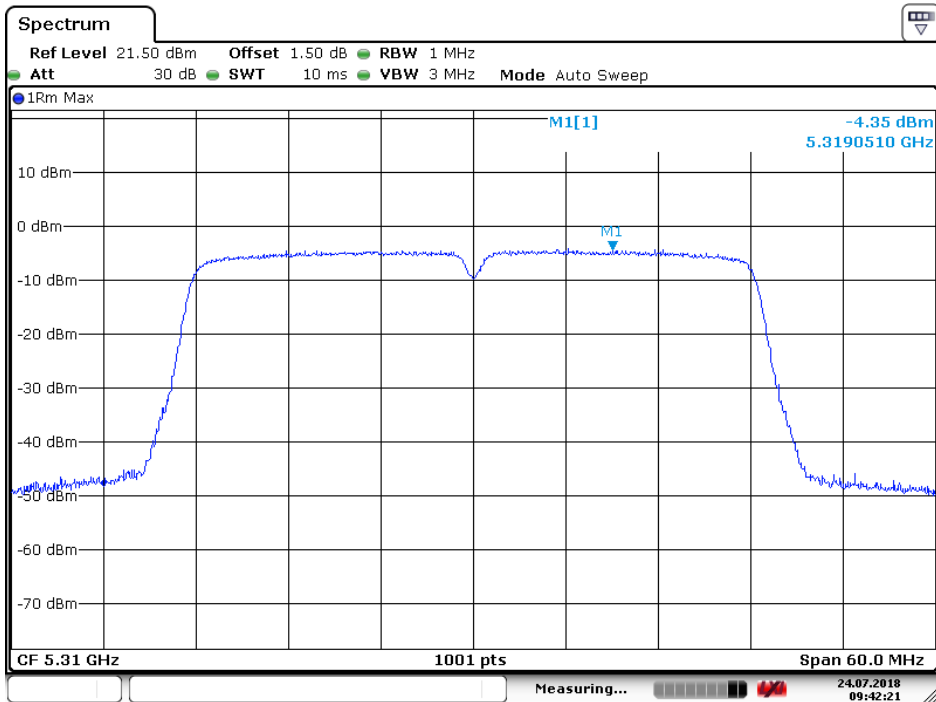
Page: 104 of 404

Test mode:	802.11n(HT40)	Frequency(MHz):	5270
------------	---------------	-----------------	------



Date: 24 JUL 2018 09:41:34

Test mode:	802.11n(HT40)	Frequency(MHz):	5310
------------	---------------	-----------------	------



Date: 24 JUL 2018 09:42:21





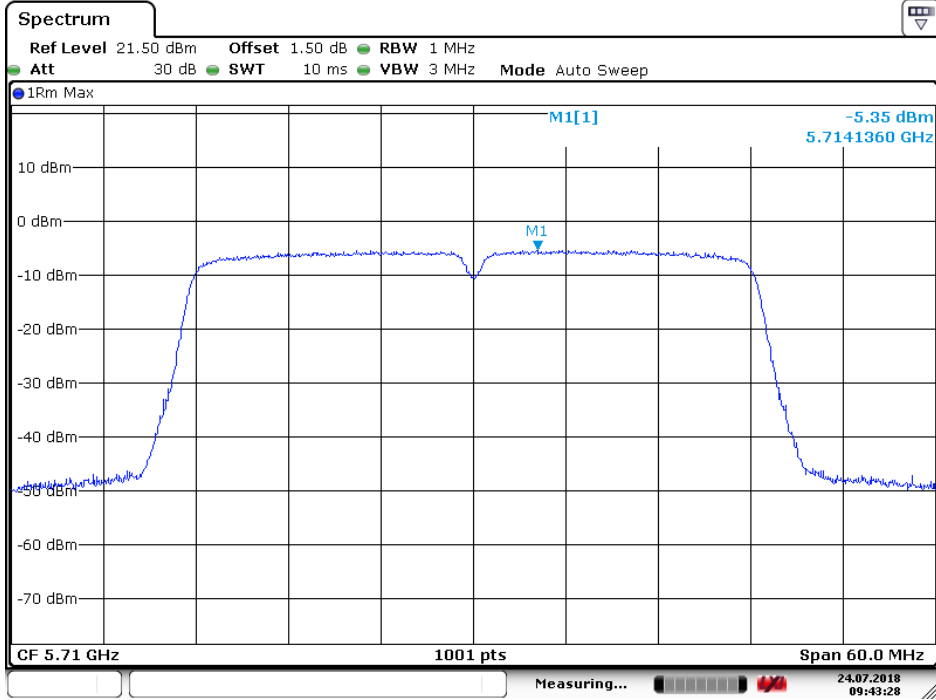


# SGS-CSTC Standards Technical Services Co., Ltd. Shenzhen Branch

Report No.: SZEM180700624404

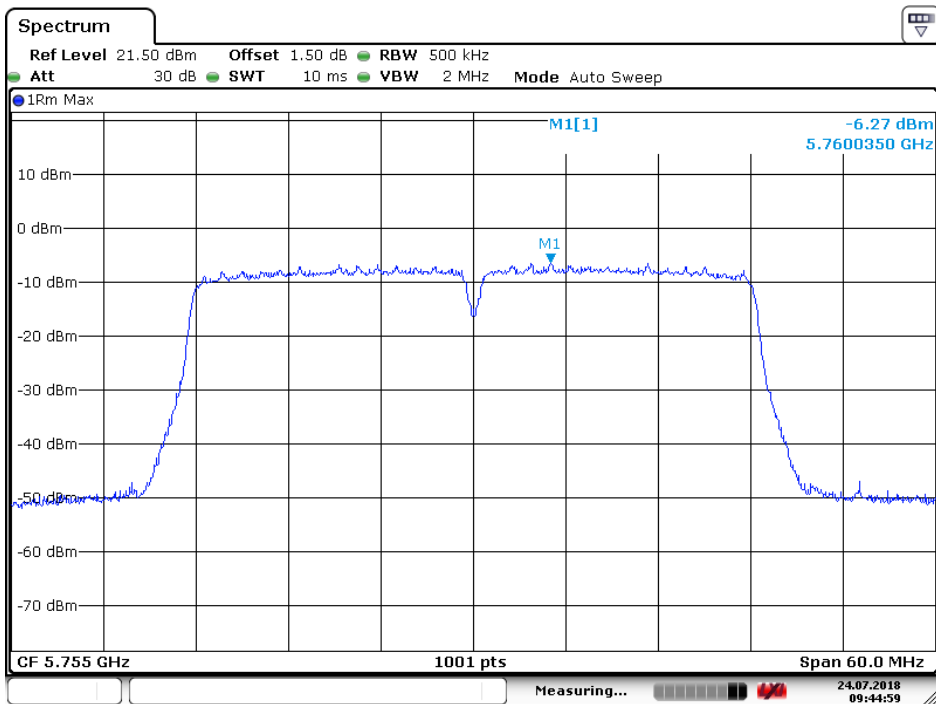
Page: 106 of 404

Test mode:	802.11n(HT40)	Frequency(MHz):	5710
------------	---------------	-----------------	------



Date: 24 JUL 2018 09:43:28

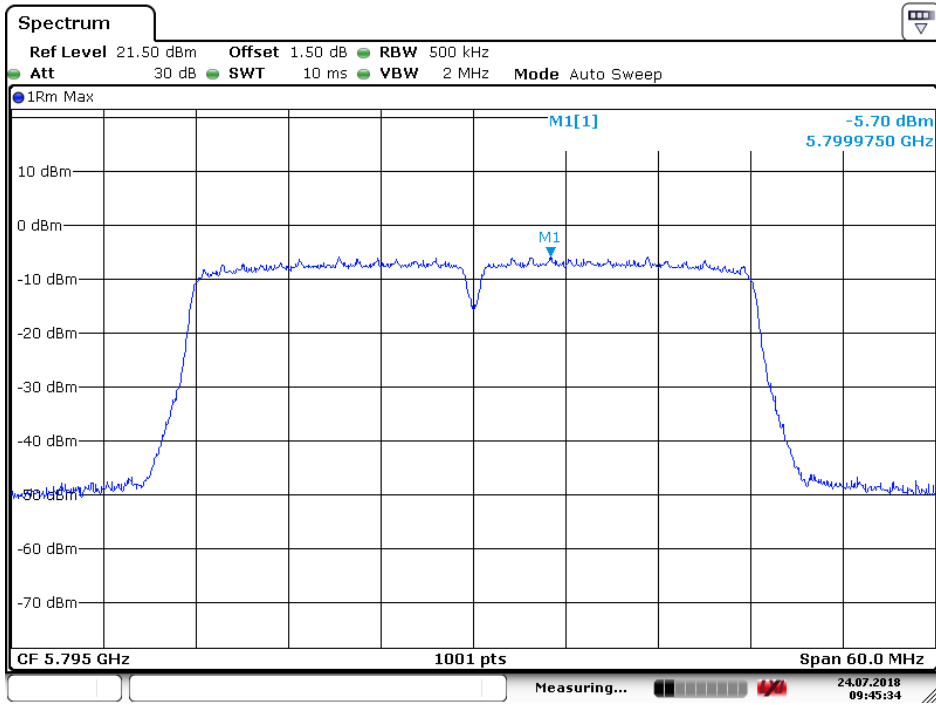
Test mode:	802.11 n(HT40)	Frequency(MHz):	5755
------------	----------------	-----------------	------



Date: 24 JUL 2018 09:45:00

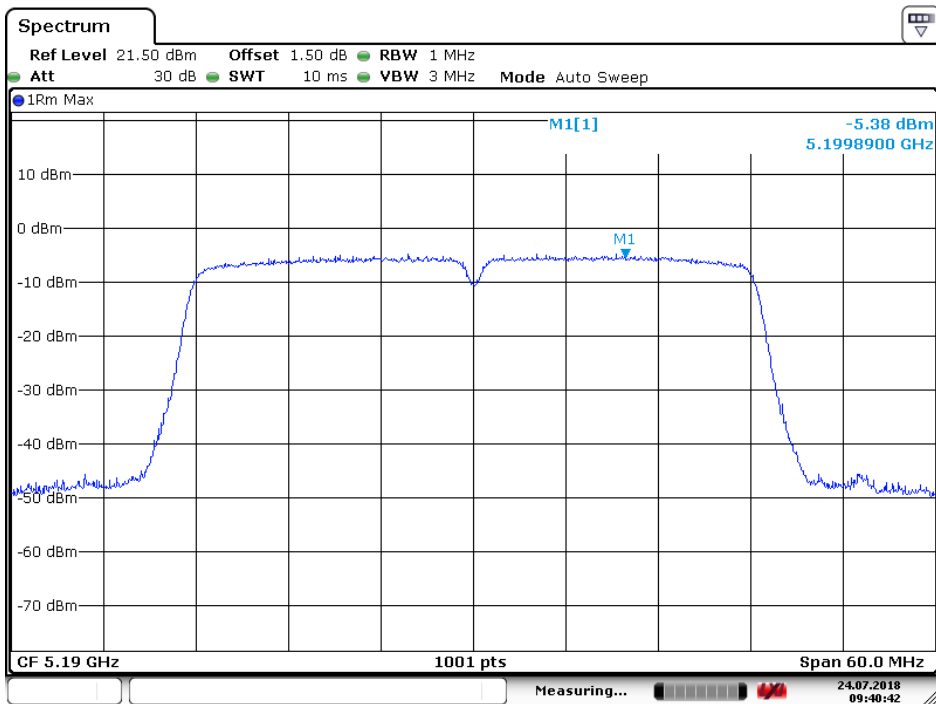


Test mode:	802.11 n(HT40)	Frequency(MHz):	5795
------------	----------------	-----------------	------



Date: 24 JUL 2018 09:45:34

Test mode:	802.11ac(HT40)	Frequency(MHz):	5190
------------	----------------	-----------------	------



Date: 24 JUL 2018 09:40:43