

FCC EMC Test Report

FCC ID: QISAGS2-L03

Project No. : 1808C216
Equipment : HUAWEI MediaPad T5
Model Name : AGS2-L03
Applicant : Huawei Technologies Co., Ltd.
Address : Administration Building, Headquarters of Huawei Technologies Co., Ltd., Bantian, Longgang District, Shenzhen, 518129, P.R.C

Date of Receipt : Aug. 24, 2018
Date of Test : Aug. 28, 2018 ~ Sep. 04, 2018
Issued Date : Sep. 10, 2018
Tested by : BTL Inc.

Testing Engineer : Treey Chen
(Treey Chen)
Technical Manager : Bill Zhang
(Bill Zhang)
Authorized Signatory : Steven Lu
(Steven Lu)

B T L I N C .

No.3, Jinshagang 1st Road, Shixia, Dalang Town, Dongguan, Guangdong, China.

TEL: +86-769-8318-3000 FAX: +86-769-8319-6000



Declaration

BTL represents to the client that testing is done in accordance with standard procedures as applicable and that test instruments used has been calibrated with standards traceable to international standard(s) and/or national standard(s).

BTL's reports apply only to the specific samples tested under conditions. It is manufacture's responsibility to ensure that additional production units of this model are manufactured with the identical electrical and mechanical components. **BTL** shall have no liability for any declarations, inferences or generalizations drawn by the client or others from **BTL** issued reports.

The report must not be used by the client to claim product certification, approval, or endorsement by NVLAP, NIST, or any agency of the U.S. Government.

This report is the confidential property of the client. As a mutual protection to the clients, the public and ourselves, the test report shall not be reproduced, except in full, without our written approval.

BTL's laboratory quality assurance procedures are in compliance with the **ISO Guide 17025** requirements, and accredited by the conformity assessment authorities listed in this test report.

BTL is not responsible for the sampling stage, so the results only apply to the sample as received.

The information, data and test plan are provided by manufacturer, so it is manufacturer's responsibility to ensure that the apparatus meets the essential requirements in all the possible configurations as representative of its intended use.

Limitation

For the use of the authority's logo is limited unless the Test Standard(s)/Scope(s)/Item(s) mentioned in this test report is (are) included in the conformity assessment authorities acceptance respective.

Table of Contents**Page**

REPORT ISSUED HISTORY	4
1 . CERIFICATION	5
2 . SUMMARY OF TEST RESULTS	6
2.1 TEST FACILITY	7
2.2 MEASUREMENT UNCERTAINTY	7
3 . GENERAL INFORMATION	8
3.1 GENERAL DESCRIPTION OF EUT	8
3.2 DESCRIPTION OF TEST MODES	10
3.3 EUT OPERATING CONDITIONS	11
3.4 BLOCK DIAGRAM SHOWING THE CONFIGURATION OF SYSTEM TESTED	11
3.5 DESCRIPTION OF SUPPORT UNITS	13
4 . EMC EMISSION TEST	14
4.1 CONDUCTED EMISSION MEASUREMENT	14
4.1.1 POWER LINE CONDUCTED EMISSION	14
4.1.2 MEASUREMENT INSTRUMENTS LIST	14
4.1.3 TEST PROCEDURE	15
4.1.4 DEVIATION FROM TEST STANDARD	15
4.1.5 TEST SETUP	15
4.1.6 TEST RESULTS	15
4.2 RADIATED EMISSION MEASUREMENT	36
4.2.1 LIMITS OF RADIATED EMISSION MEASUREMENT	36
4.2.2 MEASUREMENT INSTRUMENTS LIST	37
4.2.3 TEST PROCEDURE	38
4.2.4 DEVIATION FROM TEST STANDARD	38
4.2.5 TEST SETUP	39
4.2.6 TEST RESULTS-BELOW 1 GHZ	40
4.2.7 TEST RESULTS-ABOVE 1 GHZ	101

REPORT ISSUED HISTORY

Issued No.	Description	Issued Date
BTL-FCCE-1-1808C216	Original Issue.	Sep. 10, 2018

1. CERIFICATION

Equipment : HUAWEI MediaPad T5
Brand Name : HUAWEI
Model Name : AGS2-L03
Applicant : Huawei Technologies Co., Ltd.
Manufacturer : Huawei Technologies Co., Ltd.
Address : Administration Building, Headquarters of Huawei Technologies Co., Ltd.,
Bantian, Longgang District, Shenzhen, 518129, P.R.C
Factory : Huawei Technologies Co., Ltd.
Address : Administration Building, Headquarters of Huawei Technologies Co., Ltd.,
Bantian, Longgang District, Shenzhen, 518129, P.R.C
Date of Test : Aug. 28, 2018 ~ Sep. 04, 2018
Test Sample : Engineering Sample No.: D180807225(IMEI:004401721233415),
D180807226(IMEI:004401721233241), D180807227(IMEI:004401721233266)
Standard(s) : FCC Part 15, Subpart B
ANSI C63.4-2014

The above equipment has been tested and found compliance with the requirement of the relative standards by BTL Inc.

The test data, data evaluation, and equipment configuration contained in our test report (Ref No. BTL-FCCE-1-1808C216) were obtained utilizing the test procedures, test instruments, test sites that has been accredited by the Authority of NVLAP according to the ISO-17025 quality assessment standard and technical standard(s).

2. SUMMARY OF TEST RESULTS

Test procedures according to the technical standard(s):

EMC Emission				
Standard(s)	Test Item	Limit	Judgment	Remark
FCC Part15, Subpart B ANSI C63.4-2014	Conducted Emission	Class B	PASS	
	Radiated emission Below 1 GHz	Class B	PASS	
	Radiated emission Above 1 GHz	Class B	PASS	NOTE(2)

NOTE:

- (1) "N/A" denotes test is not applicable to this device.
- (2) The EUT's max operating frequency exceeds 108 MHz, so the test will be performed.

2.1 TEST FACILITY

The test facilities used to collect the test data in this report at the location of No.3, Jinshagang 1st Road, Shixia, Dalang Town, Dongguan, Guangdong, China.

BTL's test firm number for FCC: 854385

BTL's designation number for FCC: CN5020

2.2 MEASUREMENT UNCERTAINTY

Where relevant, the following measurement uncertainty levels have been estimated for tests performed on the EUT as specified in CISPR 16-4-2. The BTL measurement uncertainty is less than the CISPR 16-4-2 U_{CISPR} requirement.

The reported uncertainty of measurement $y \pm U$, where expanded uncertainty U is based on a standard uncertainty multiplied by a coverage factor of $k=2$, providing a level of confidence of approximately **95%**.

A. Conducted Measurement :

Test Site	Method	Measurement Frequency Range	U, (dB)
DG-C02	CISPR	150 kHz ~ 30MHz	2.32

B. Radiated Measurement :

Test Site	Method	Measurement Frequency Range	Ant. H / V	U, (dB)
DG-CB02 (3m)	CISPR	30MHz ~ 200MHz	V	3.83
		30MHz ~ 200MHz	H	3.79
		200MHz ~ 1,000MHz	V	4.04
		200MHz ~ 1,000MHz	H	4.02

Test Site	Method	Measurement Frequency Range	U, (dB)
DG-CB08 (3m)	CISPR	1 ~ 6 GHz	4.26
		6 ~ 18 GHz	5.30

Test Site	Method	Measurement Frequency Range	U,(dB)
DG-CB08 (1m)	CISPR	18 ~ 26.5 GHz	4.54
		26.5 ~ 40 GHz	4.60

Note: Unless specifically mentioned, the uncertainty of measurement has not been taken into account to declare the compliance or non-compliance to the specification.

3. GENERAL INFORMATION

3.1 GENERAL DESCRIPTION OF EUT

Equipment	HUAWEI MediaPad T5
Brand Name	HUAWEI
Model Name	AGS2-L03
Frequency	GSM850/1900, The highest frequency: 1989.8MHz WCDMA B2/4/5, The highest frequency: 2152.4MHz, LTE B2/4/5/7/12/17, The highest frequency: 2570MHz 2.4GHz WIFI, The highest frequency:2462MHz 5GHz WIFI B1/2/3/4, The highest frequency:5850MHz BT, The highest frequency:2480MHz GPS, The highest frequency: 1.57542GHz
Power Source	#1: DC Voltage supplied from AC/DC adapter. Model: HW-050100U01(BYD/Huntkey/Phitek) #2: Battery Supplied. Model: HB2899C0ECW-C
Power Rating	#1: I/P: 100-240V~50/60Hz,0.2A O/P: 5V --- 1A #2: DC 3.82V, 4980mAh
Software Version	AGS2-L03 8.0.0.20(C605)
Hardware Version	A6t6e

Note:

1. For a more detailed features description, please refer to the manufacturer's specifications or the user's manual.

2 The EUT contains following accessory devices.

Item	Manufacturer	Factory	Description
Adapter	Huawei Technologies Co., Ltd.	HUIZHOU BYD ELECTRONIC CO., LTD.	1# PDM Number:02220780 2# Model Name:HW-050100U01 3# Input Voltage : 100-240V ~50/60Hz, 0.2A 4# Output Voltage:DC 5V,1A (The EU and US adapter are the same PCB board of same factory)
		Shenzhen Huntkey Electric Co., Ltd.	
		DONG GUAN PHITEK ELECTRONICS CO., LTD.	
Battery	Huawei Technologies Co.,Ltd.	SCUD (FUJIAN) Electronics Co., Ltd	1# PDM Number: 24022744 2# Model Name: HB2899C0ECW-C 3# Rated Voltage:DC 3.82V 4# Rated capacity:4980mAh
USB Cable	Huawei Technologies Co.,Ltd.	FOXCONN INTERCONNECT TECHNOLOGY LIMITED	Model Name:04071002
		HONGLIN TECHNOLOGY CO.,LTD	
		Luxshare Precision Industry Co., Ltd.	

3.2 DESCRIPTION OF TEST MODES

To investigate the maximum EMI emission characteristics generated from EUT, the test system was pre-scanning tested base on the consideration of following EUT operation mode or test configuration mode which possible have effect on EMI emission level. Each of these EUT operation mode(s) or test configuration mode(s) mentioned above was evaluated respectively.

Pretest Mode	Description
Mode 1	Adapter+Idle+Playing+Speaker
Mode 2	Adapter+Idle+Playing+Earphone
Mode 3	Adapter+Idle+2.4G WIFI+BT+GPS+Camera on(Front)
Mode 4	Adapter+Idle+5G WIFI+BT+GPS+Camera on(Rear)
Mode 5	Adapter+Traffic(GSM)
Mode 6	Adapter+Traffic(WCDMA)
Mode 7	Adapter+Traffic(LTE)
Mode 8	USB Copy+Idle

For Conducted Test	
Final Test Mode	Description
Mode 1	Adapter+Idle+Playing+Speaker
Mode 2	Adapter+Idle+Playing+Earphone
Mode 3	Adapter+Idle+2.4G WIFI+BT+GPS+Camera on(Front)
Mode 4	Adapter+Idle+5G WIFI+BT+GPS+Camera on(Rear)
Mode 5	Adapter+Traffic(GSM)
Mode 6	Adapter+Traffic(WCDMA)
Mode 7	Adapter+Traffic(LTE)
Mode 8	USB Copy+Idle

For Radiated Test	
Final Test Mode	Description
Mode 1	Adapter+Idle+Playing+Speaker
Mode 2	Adapter+Idle+Playing+Earphone
Mode 3	Adapter+Idle+2.4G WIFI+BT+GPS+Camera on(Front)
Mode 4	Adapter+Idle+5G WIFI+BT+GPS+Camera on(Rear)
Mode 5	Adapter+Traffic(GSM)
Mode 6	Adapter+Traffic(WCDMA)
Mode 7	Adapter+Traffic(LTE)
Mode 8	USB Copy+Idle

3.3 EUT OPERATING CONDITIONS

The EUT exercise program used during radiated and/or conducted emission measurement was designed to exercise the various system components in a manner similar to a typical use. The standard test signals and output signal as following:

Mode 1-7:

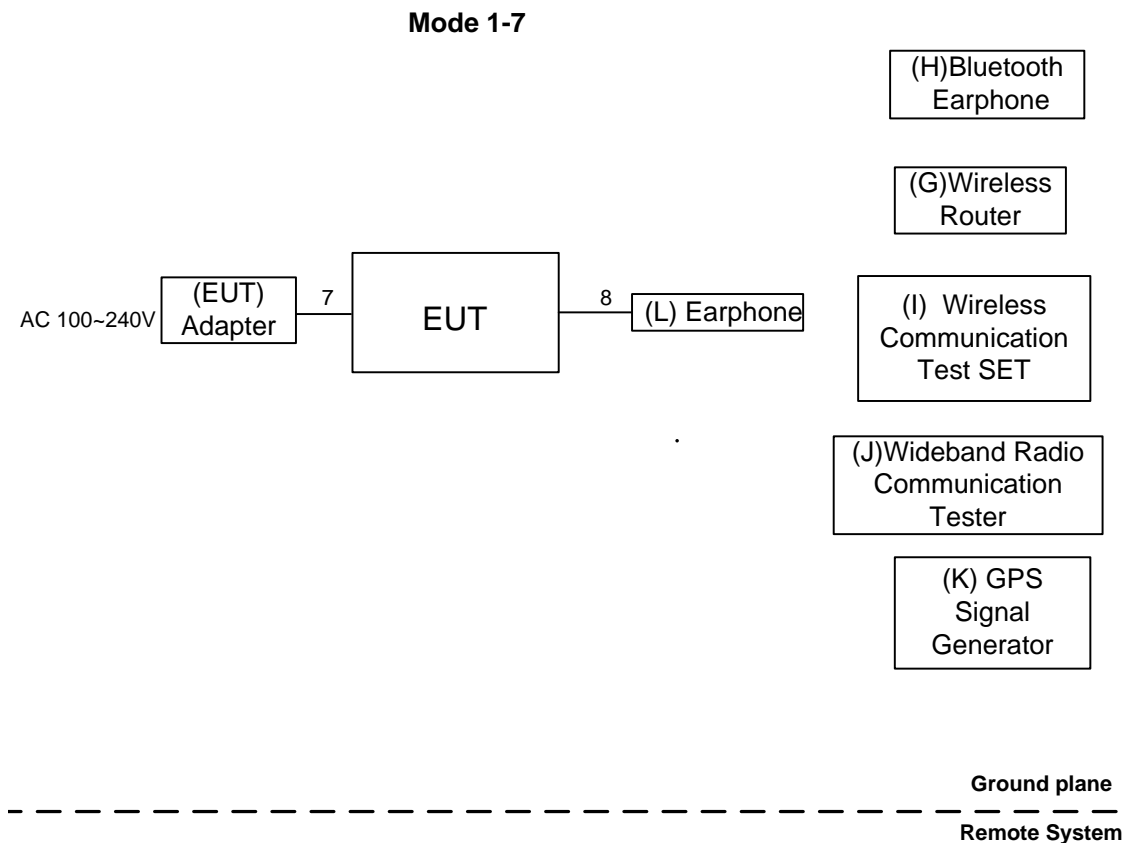
1. EUT connected to earphone via earphone cable.
2. EUT connected to adapter via DC cable.
3. EUT connected to wireless router via WiFi function.
4. EUT connected to bluetooth earphone via BT function.
5. EUT connected to wireless communication test SET via radio signal.
6. EUT connected to GPS signal generator via radio signal.
7. EUT connected to wideband radio communication tester via radio signal.

Mode 8:

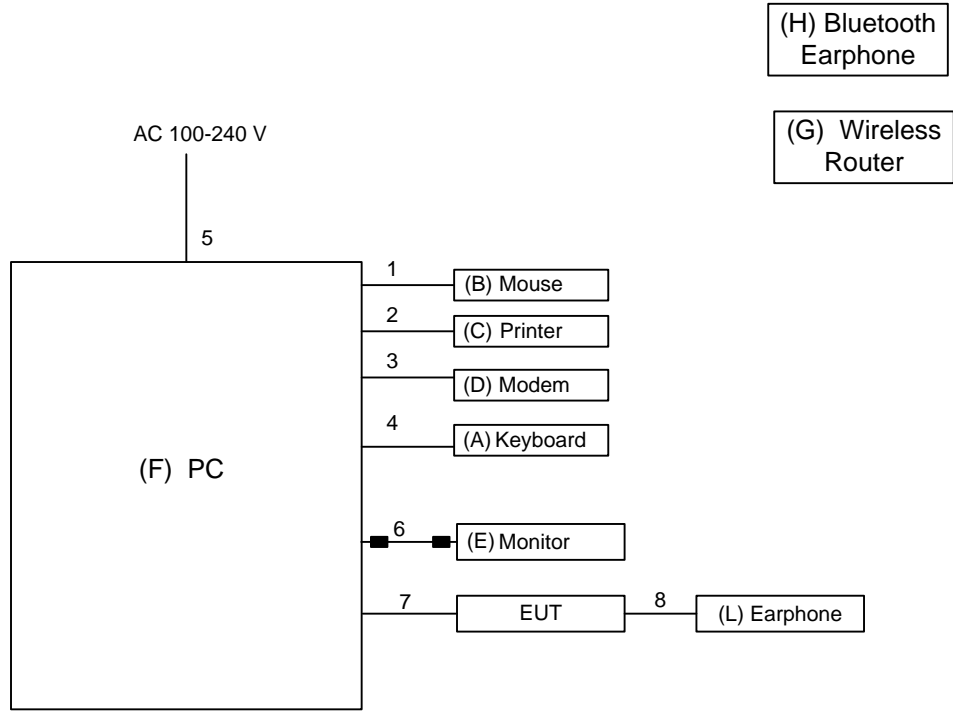
1. Send "H" pattern to video port device (Monitor).
2. Send " H " pattern to parallel port device (Printer).
3. Send " H " pattern to serial port device (Modem).
4. EUT connected to PC via USB cable.
5. EUT connected to earphone via earphone cable.
6. EUT connected to wireless router via WiFi function.
7. EUT connected to bluetooth earphone via BT function.
8. Repeated from 1 to 7 continuously.

As the keyboard and mouse are strictly input devices, no data is transmitted to (from) them during test. They are, however, continuously scanned for data input activity.

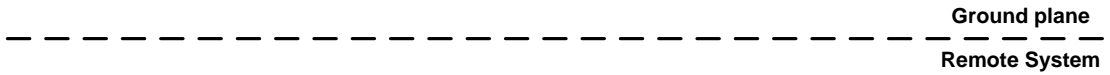
3.4 BLOCK DIAGRAM SHOWING THE CONFIGURATION OF SYSTEM TESTED



Mode 8



■ Ferrite core



3.5 DESCRIPTION OF SUPPORT UNITS

The EUT has been tested as an independent unit together with other necessary accessories or support units. The following support units or accessories were used to form a representative test configuration during the tests.

Item	Equipment	Mfr/Brand	Model/Type No.	FCC ID	Series No.
A	Keyboard	DELL	L100	DOC	CNORH6596589071T08NE
B	Mouse	DELL	MO56UOA	DOC	FQJ000BS
C	Printer	SII	DPU-414	DOC	3018507 B
D	Modem	ACEEX	DM-1414V	IFAXDM1414	0603002131
E	Monitor	Dell	E177FPc	DOC	CNOFJ179-64180-6AG-1WNS
F	PC	DELL	Vostro 470	DOC	28747261333
G	Wireless router	ASUS	RT-AC66U	MSQ-RTAC66U	E8ICGG000138
H	Bluetooth Earphone	MICROKIA	M9	N/A	N/A
I	Wireless Communication Test SET	Agilent	8960 Series E5515C	N/A	MY48364183
J	Wideband Radio Communication Tester	RS	CMW500	N/A	122125
K	GPS Signal Generator	Agilent	E4438C	N/A	MY49071316
L	Earphone	Apple	N/A	VER	N/A

Item	Shielded Type	Ferrite Core	Length	Note
1	YES	NO	1.8m	USB Cable
2	YES	NO	1.8m	Parallel Cable
3	YES	NO	1.8m	RS232 Cable
4	YES	NO	1.8m	USB Cable
5	NO	NO	1.8m	AC Cable
6	YES	YES	1.8m	D-SUB Cable
7	YES	NO	1.0m	USB Cable
8	NO	NO	1.1m	Earphone Cable

4. EMC EMISSION TEST

4.1 CONDUCTED EMISSION MEASUREMENT

4.1.1 POWER LINE CONDUCTED EMISSION (FREQUENCY RANGE 150KHZ-30MHZ)

FREQUENCY (MHz)	Class A (dBuV)		Class B (dBuV)	
	Quasi-peak	Average	Quasi-peak	Average
0.15 - 0.5	79.00	66.00	66 - 56 *	56 - 46 *
0.50 - 5.0	73.00	60.00	56.00	46.00
5.0 - 30.0	73.00	60.00	60.00	50.00

Note:

- (1) The tighter limit applies at the band edges.
- (2) The limit of " * " marked band means the limitation decreases linearly with the logarithm of the frequency in the range.
- (3) The test result calculated as following:
 Measurement Value = Reading Level + Correct Factor
 Correct Factor = Insertion Loss + Cable Loss + Attenuator Factor(if use)
 Margin Level = Measurement Value - Limit Value

4.1.2 MEASUREMENT INSTRUMENTS LIST

Item	Kind of Equipment	Manufacturer	Type No.	Serial No.	Calibrated until
1	EMI Test Receiver	R&S	ESCI	100382	Mar. 11, 2019
2	LISN	EMCO	3816/2	52765	Mar. 11, 2019
3	50Ω Terminator	SHX	TF2-3G-A	8122901	Mar. 11, 2019
4	TWO-LINE V-NETWORK	R&S	ENV216	101447	Mar. 11, 2019
5	Measurement Software	Farad	EZ-EMC Ver.NB-03A 1-01	N/A	N/A
6	Cable	N/A	RG223	12m	Mar. 23, 2019

Remark: "N/A" denotes no model name, serial no. or calibration specified.

All calibration period of equipment list is one year.

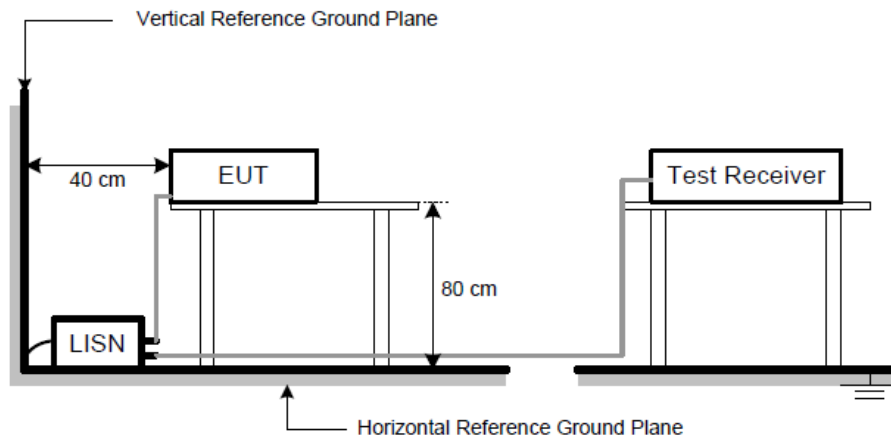
4.1.3 TEST PROCEDURE

- a. The EUT was placed 0.8 meters from the horizontal ground plane with EUT being connected to the power mains through a line impedance stabilization network (LISN). All other support equipments powered from additional LISN(s). The LISN provide 50 Ohm/ 50uH of coupling impedance for the measuring instrument.
- b. Interconnecting cables that hang closer than 40 cm to the ground plane shall be folded back and forth in the center forming a bundle 30 to 40 cm long.
- c. I/O cables that are not connected to a peripheral shall be bundled in the center. The end of the cable may be terminated, if required, using the correct terminating impedance. The overall length shall not exceed 1 m.
- d. LISN at least 80 cm from nearest part of EUT chassis.
- e. For the actual test configuration, please refer to the related Item –EUT Test Photos.
- f. First the whole spectrum of emission caused by equipment under test(EUT) is recorded with Detector set to peak. Peak value recorded in table if the margin from QP Limit is larger than 2dB, otherwise, QP value is recorded, Measuring frequency range from 150KHz to 30MHz.

4.1.4 DEVIATION FROM TEST STANDARD

No deviation

4.1.5 TEST SETUP

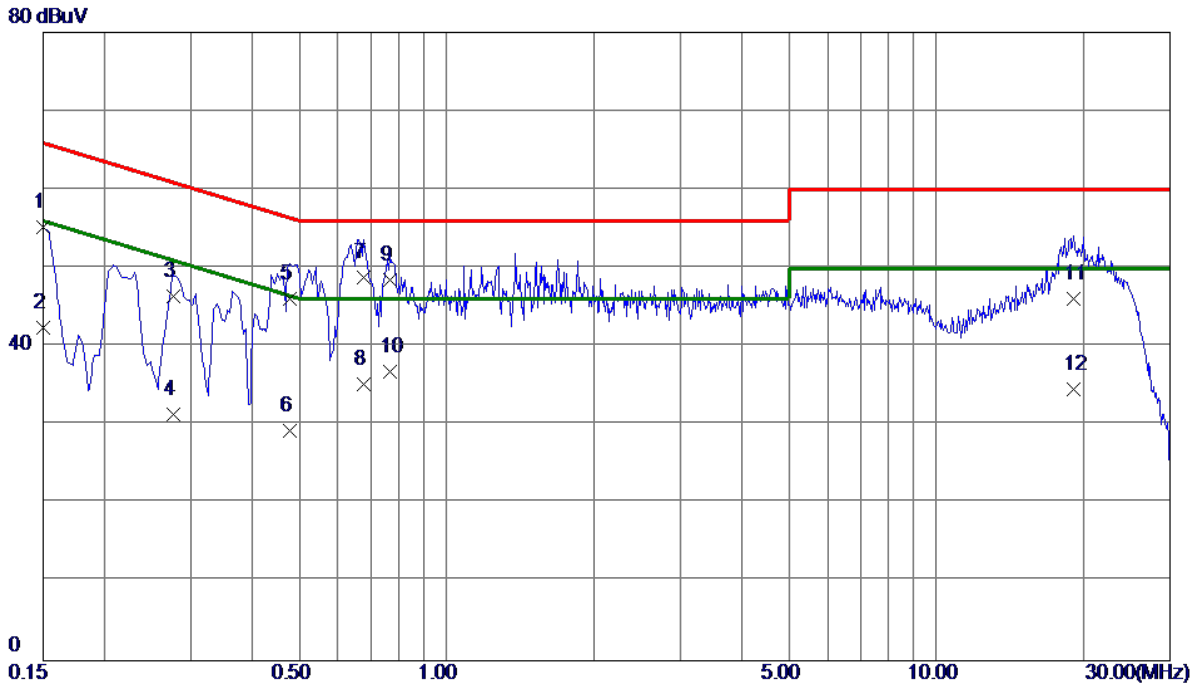


4.1.6 TEST RESULTS

Remark

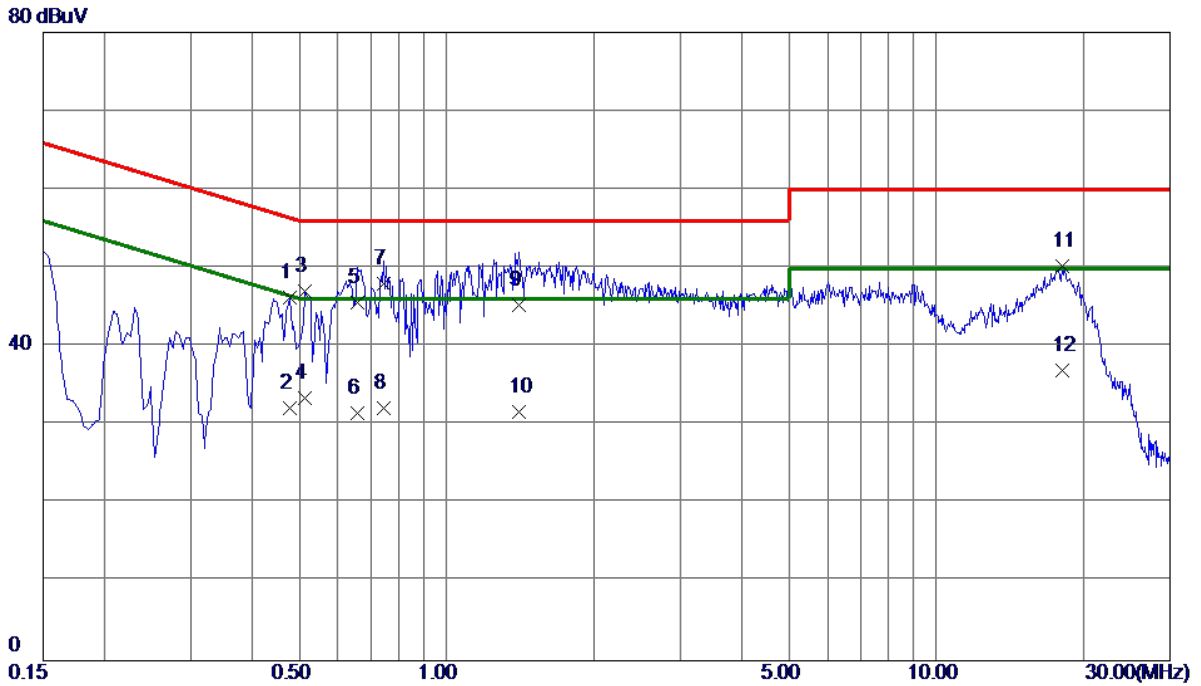
- (1) Reading in which marked as QP means measurements by using are Quasi-Peak Mode with Detector BW=9 kHz; SPA setting in RBW=10 kHz, VBW =10 kHz, Swp. Time = 0.3 sec./MHz. Reading in which marked as AV means measurements by using are Average Mode with instrument setting in RBW=10 kHz, VBW=10 kHz, Swp. Time =0.3 sec./MHz.
- (2) All readings are QP Mode value unless otherwise stated AVG in column of 『Note』. If the QP Mode Measured value compliance with the QP Limits and lower than AVG Limits, the EUT shall be deemed to meet both QP & AVG Limits and then only QP Mode was measured, but AVG Mode didn't perform. In this case, a “ * ” marked in AVG Mode column of Interference Voltage Measured.

EUT	HUAWEI MediaPad T5	Model Name	AGS2-L03
Temperature	25°C	Relative Humidity	53%
Test Voltage	AC 120V/60Hz	Phase	Line
Test Mode	Adapter+Idle+Playing+Speaker		
Note	Adapter:BYD, USB Cable:FOXCONN, IMEI:004401721233415		
Test Engineer	Treey Chen		



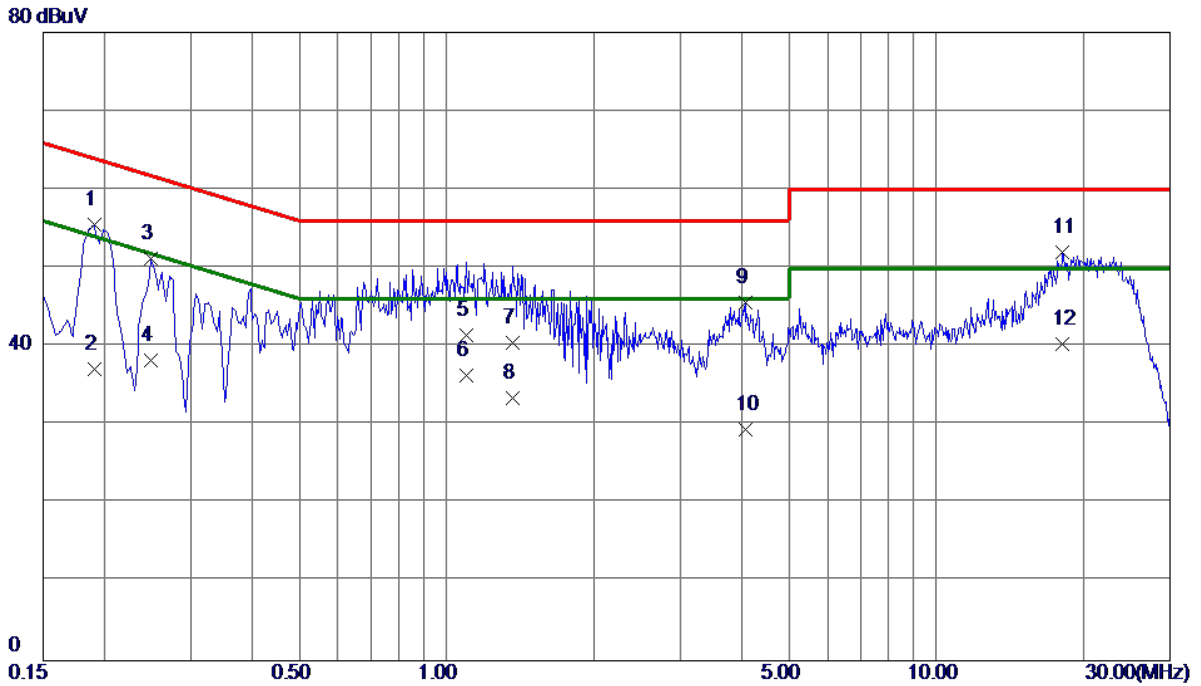
No.	Freq. MHz	Reading Level dBuV	Correct Factor dB	Measurement dBuV	Limit dBuV	Margin dB	Detector
1	0.1500	45.35	9.82	55.17	66.00	-10.83	QP
2	0.1500	32.52	9.82	42.34	56.00	-13.66	AVG
3	0.2760	36.52	9.82	46.34	60.94	-14.60	QP
4	0.2760	21.52	9.82	31.34	50.94	-19.60	AVG
5	0.4785	36.30	9.79	46.09	56.37	-10.28	QP
6	0.4785	19.50	9.79	29.29	46.37	-17.08	AVG
7 *	0.6765	38.90	9.86	48.76	56.00	-7.24	QP
8	0.6765	25.30	9.86	35.16	46.00	-10.84	AVG
9	0.7665	38.52	9.90	48.42	56.00	-7.58	QP
10	0.7665	26.85	9.90	36.75	46.00	-9.25	AVG
11	19.0860	35.00	11.11	46.11	60.00	-13.89	QP
12	19.0860	23.52	11.11	34.63	50.00	-15.37	AVG

EUT	HUAWEI MediaPad T5	Model Name	AGS2-L03
Temperature	25°C	Relative Humidity	53%
Test Voltage	AC 120V/60Hz	Phase	Neutral
Test Mode	Adapter+Idle+Playing+Speaker		
Note	Adapter:BYD, USB Cable:FOXCONN, IMEI:004401721233415		
Test Engineer	Treey Chen		



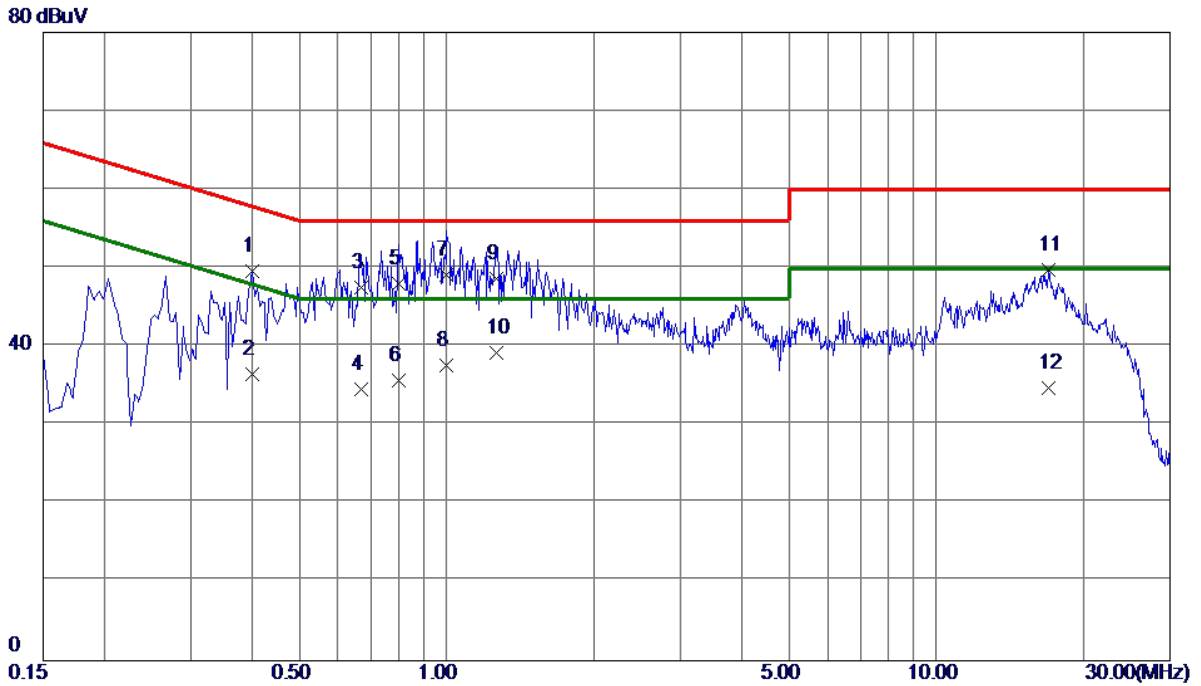
No.	Freq. MHz	Reading Level dBuV	Correct Factor dB	Measurement dBuV	Limit dBuV	Margin dB	Detector
1	0.4785	36.37	9.94	46.31	56.37	-10.06	QP
2	0.4785	22.25	9.94	32.19	46.37	-14.18	AVG
3	0.5144	37.10	9.95	47.05	56.00	-8.95	QP
4	0.5144	23.52	9.95	33.47	46.00	-12.53	AVG
5	0.6585	35.62	10.02	45.64	56.00	-10.36	QP
6	0.6585	21.51	10.02	31.53	46.00	-14.47	AVG
7 *	0.7440	38.01	10.06	48.07	56.00	-7.93	QP
8	0.7440	22.12	10.06	32.18	46.00	-13.82	AVG
9	1.4055	35.20	10.15	45.35	56.00	-10.65	QP
10	1.4055	21.52	10.15	31.67	46.00	-14.33	AVG
11	18.0780	38.89	11.33	50.22	60.00	-9.78	QP
12	18.0780	25.63	11.33	36.96	50.00	-13.04	AVG

EUT	HUAWEI MediaPad T5	Model Name	AGS2-L03
Temperature	25°C	Relative Humidity	53%
Test Voltage	AC 120V/60Hz	Phase	Line
Test Mode	Adapter+Idle+Playing+Speaker		
Note	Adapter:Huntkey, USB Cable:HONGLIN, IMEI:004401721233415		
Test Engineer	Trey Chen		



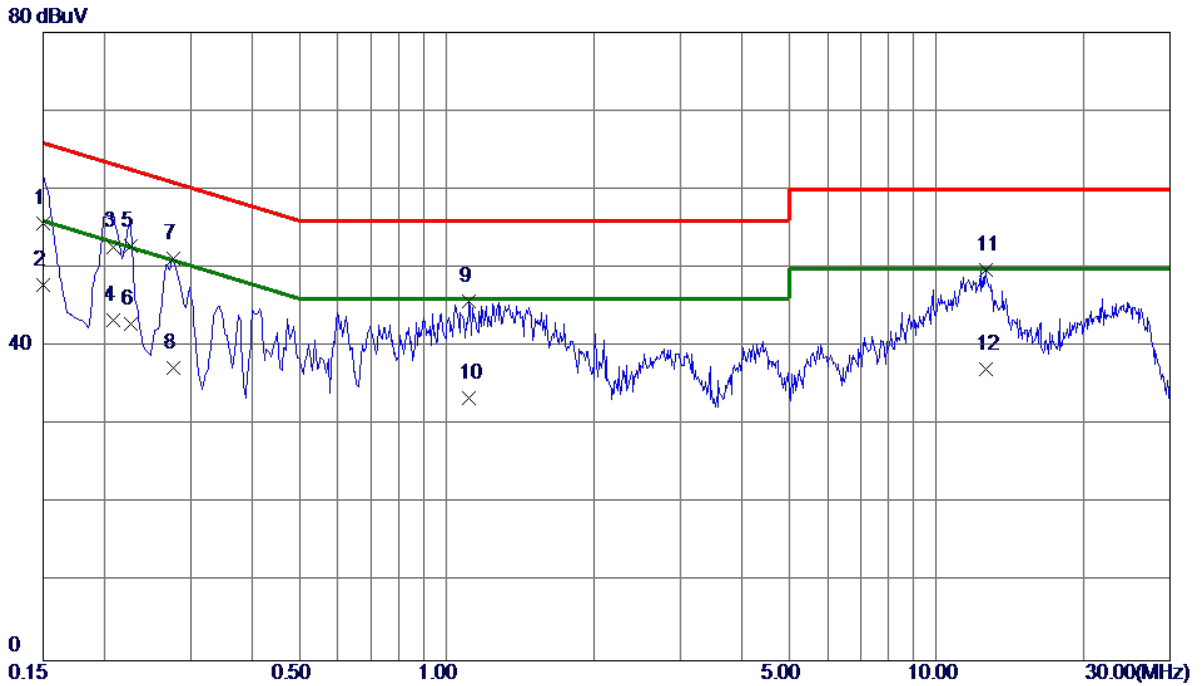
No.	Freq. MHz	Reading Level dBuV	Correct Factor dB	Measurement dBuV	Limit dBuV	Margin dB	Detector
1	0.1905	45.63	9.82	55.45	64.01	-8.56	QP
2	0.1905	27.30	9.82	37.12	54.01	-16.89	AVG
3	0.2490	41.37	9.82	51.19	61.79	-10.60	QP
4	0.2490	28.35	9.82	38.17	51.79	-13.62	AVG
5	1.0950	31.45	9.93	41.38	56.00	-14.62	QP
6	1.0950	26.40	9.93	36.33	46.00	-9.67	AVG
7	1.3604	30.60	9.95	40.55	56.00	-15.45	QP
8	1.3604	23.50	9.95	33.45	46.00	-12.55	AVG
9	4.0695	35.46	10.13	45.59	56.00	-10.41	QP
10	4.0695	19.36	10.13	29.49	46.00	-16.51	AVG
11 *	18.0419	41.04	11.02	52.06	60.00	-7.94	QP
12	18.0419	29.35	11.02	40.37	50.00	-9.63	AVG

EUT	HUAWEI MediaPad T5	Model Name	AGS2-L03
Temperature	25°C	Relative Humidity	53%
Test Voltage	AC 120V/60Hz	Phase	Neutral
Test Mode	Adapter+Idle+Playing+Speaker		
Note	Adapter:Huntkey, USB Cable:HONGLIN, IMEI:004401721233415		
Test Engineer	Trey Chen		



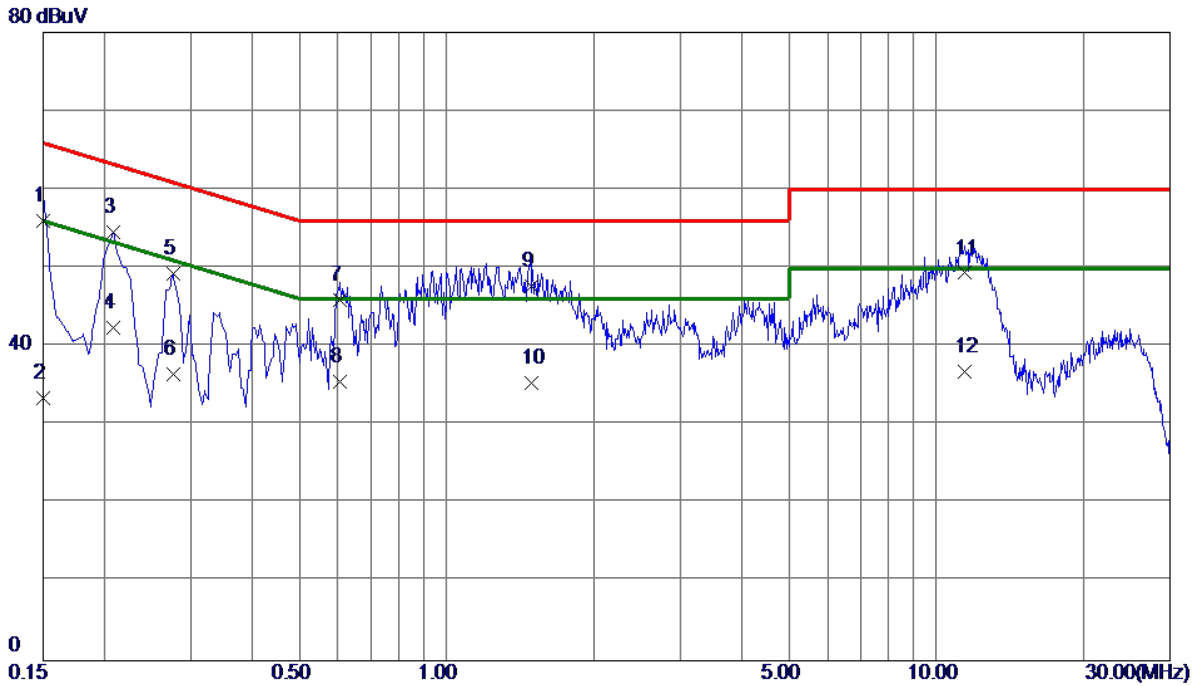
No.	Freq. MHz	Reading Level dBuV	Correct Factor dB	Measure ment dBuV	Limit dBuV	Margin dB	Detector
1	0.4020	39.66	9.95	49.61	57.81	-8.20	QP
2	0.4020	26.52	9.95	36.47	47.81	-11.34	AVG
3	0.6675	37.52	10.02	47.54	56.00	-8.46	QP
4	0.6675	24.52	10.02	34.54	46.00	-11.46	AVG
5	0.7980	37.85	10.09	47.94	56.00	-8.06	QP
6	0.7980	25.52	10.09	35.61	46.00	-10.39	AVG
7	1.0005	38.96	10.12	49.08	56.00	-6.92	QP
8	1.0005	27.55	10.12	37.67	46.00	-8.33	AVG
9	1.2660	38.52	10.14	48.66	56.00	-7.34	QP
10 *	1.2660	29.12	10.14	39.26	46.00	-6.74	AVG
11	16.9305	38.49	11.24	49.73	60.00	-10.27	QP
12	16.9305	23.52	11.24	34.76	50.00	-15.24	AVG

EUT	HUAWEI MediaPad T5	Model Name	AGS2-L03
Temperature	25°C	Relative Humidity	53%
Test Voltage	AC 120V/60Hz	Phase	Line
Test Mode	Adapter+Idle+Playing+Speaker		
Note	Adapter:Phitek, USB Cable:Luxshare, IMEI:004401721233415		
Test Engineer	Treey Chen		



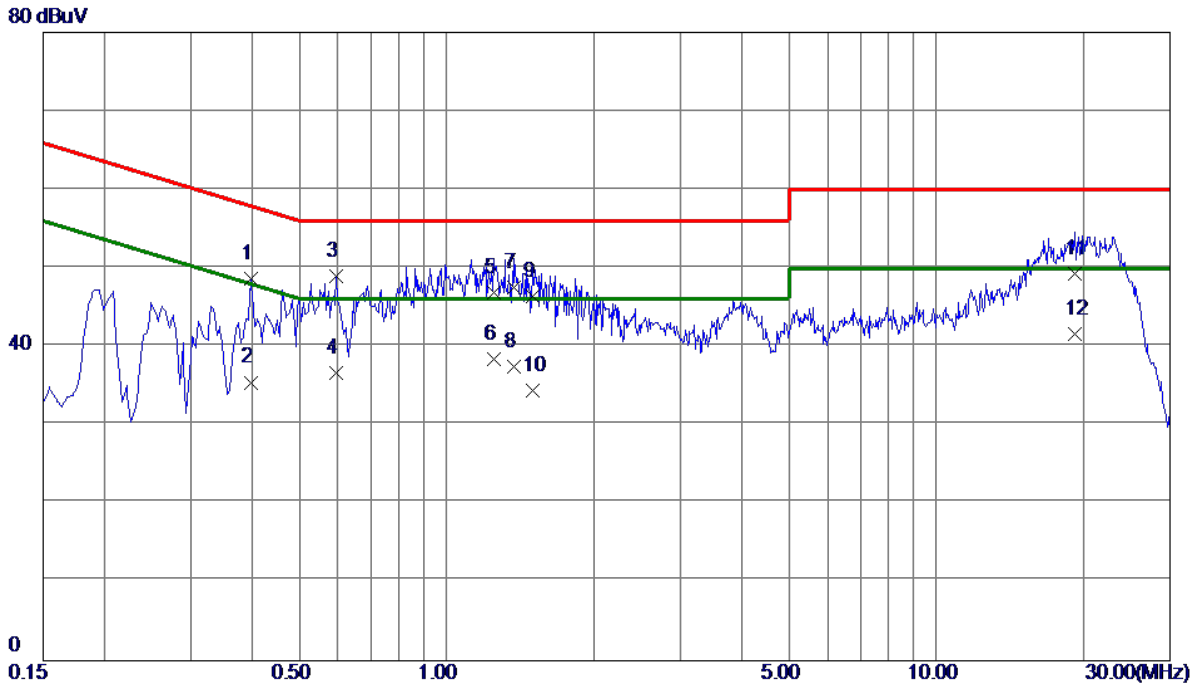
No.	Freq. MHz	Reading Level dBuV	Correct Factor dB	Measurement dBuV	Limit dBuV	Margin dB	Detector
1	0.1500	45.80	9.82	55.62	66.00	-10.38	QP
2 *	0.1500	38.00	9.82	47.82	56.00	-8.18	AVG
3	0.2085	42.90	9.82	52.72	63.26	-10.54	QP
4	0.2085	33.52	9.82	43.34	53.26	-9.92	AVG
5	0.2265	43.01	9.82	52.83	62.58	-9.75	QP
6	0.2265	33.00	9.82	42.82	52.58	-9.76	AVG
7	0.2760	41.36	9.82	51.18	60.94	-9.76	QP
8	0.2760	27.52	9.82	37.34	50.94	-13.60	AVG
9	1.1130	35.84	9.93	45.77	56.00	-10.23	QP
10	1.1130	23.52	9.93	33.45	46.00	-12.55	AVG
11	12.6375	39.14	10.63	49.77	60.00	-10.23	QP
12	12.6375	26.51	10.63	37.14	50.00	-12.86	AVG

EUT	HUAWEI MediaPad T5	Model Name	AGS2-L03
Temperature	25°C	Relative Humidity	53%
Test Voltage	AC 120V/60Hz	Phase	Neutral
Test Mode	Adapter+Idle+Playing+Speaker		
Note	Adapter:Phitek, USB Cable:Luxshare, IMEI:004401721233415		
Test Engineer	Treey Chen		



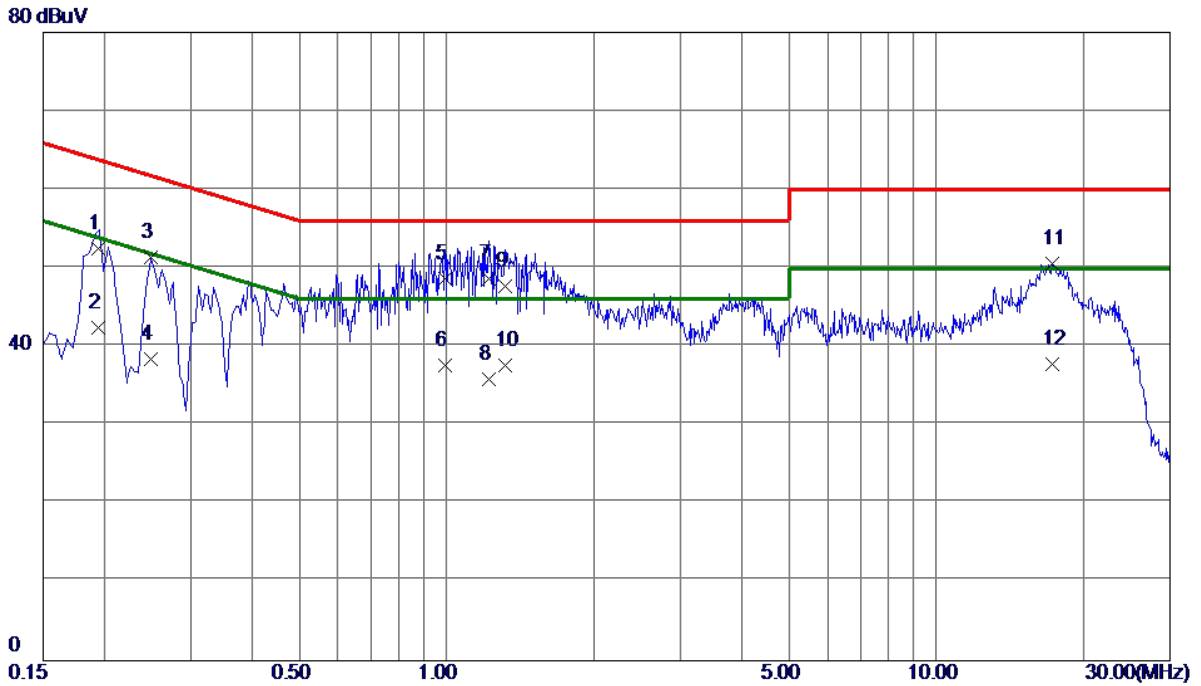
No.	Freq. MHz	Reading Level dBuV	Correct Factor dB	Measurement dBuV	Limit dBuV	Margin dB	Detector
1	0.1500	46.12	9.91	56.03	66.00	-9.97	QP
2	0.1500	23.52	9.91	33.43	56.00	-22.57	AVG
3	0.2085	44.62	9.91	54.53	63.26	-8.73	QP
4	0.2085	32.52	9.91	42.43	53.26	-10.83	AVG
5	0.2760	39.32	9.93	49.25	60.94	-11.69	QP
6	0.2760	26.51	9.93	36.44	50.94	-14.50	AVG
7	0.6045	36.01	9.98	45.99	56.00	-10.01	QP
8	0.6045	25.52	9.98	35.50	46.00	-10.50	AVG
9 *	1.4865	37.52	10.15	47.67	56.00	-8.33	QP
10	1.4865	25.23	10.15	35.38	46.00	-10.62	AVG
11	11.4225	38.52	10.84	49.36	60.00	-10.64	QP
12	11.4225	25.96	10.84	36.80	50.00	-13.20	AVG

EUT	HUAWEI MediaPad T5	Model Name	AGS2-L03
Temperature	25°C	Relative Humidity	53%
Test Voltage	AC 120V/60Hz	Phase	Line
Test Mode	Adapter+Idle+Playing+Earphone		
Note	Adapter:Huntkey, USB Cable:HONGLIN, IMEI:004401721233415		
Test Engineer	Trey Chen		



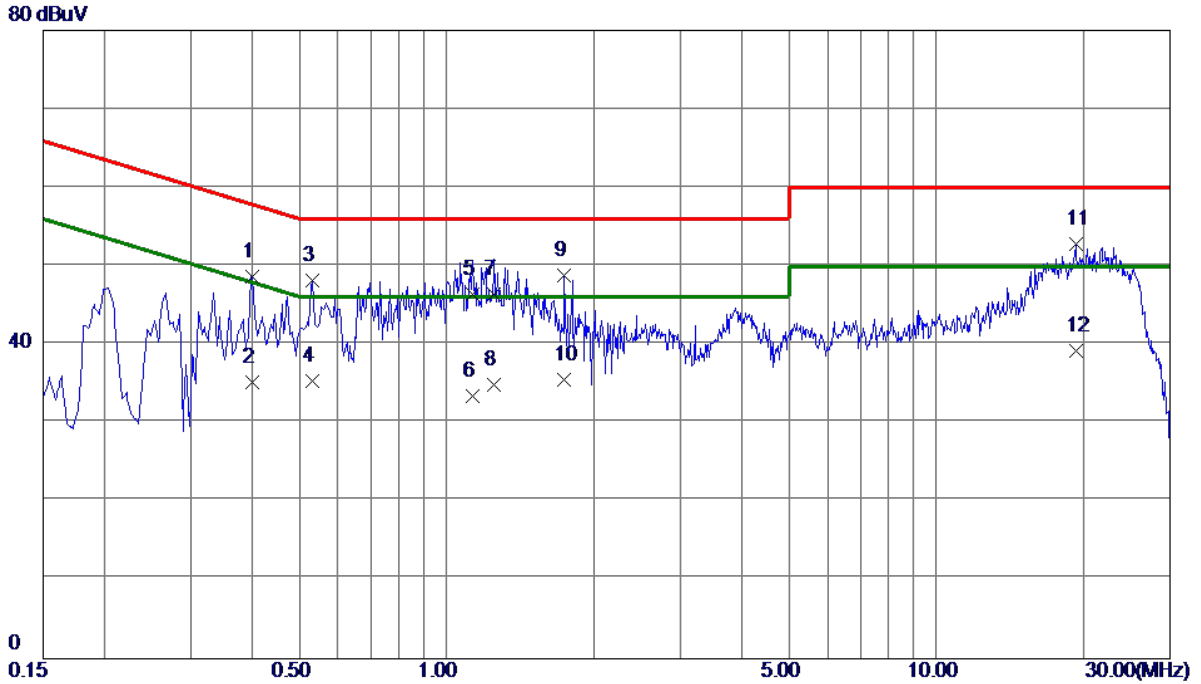
No.	Freq. MHz	Reading Level dBuV	Correct Factor dB	Measure ment dBuV	Limit dBuV	Margin dB	Detector
1	0.3975	38.76	9.81	48.57	57.91	-9.34	QP
2	0.3975	25.63	9.81	35.44	47.91	-12.47	AVG
3 *	0.5955	39.07	9.83	48.90	56.00	-7.10	QP
4	0.5955	26.85	9.83	36.68	46.00	-9.32	AVG
5	1.2480	37.01	9.94	46.95	56.00	-9.05	QP
6	1.2480	28.52	9.94	38.46	46.00	-7.54	AVG
7	1.3740	37.52	9.95	47.47	56.00	-8.53	QP
8	1.3740	27.52	9.95	37.47	46.00	-8.53	AVG
9	1.5000	36.52	9.95	46.47	56.00	-9.53	QP
10	1.5000	24.52	9.95	34.47	46.00	-11.53	AVG
11	19.1580	38.23	11.12	49.35	60.00	-10.65	QP
12	19.1580	30.51	11.12	41.63	50.00	-8.37	AVG

EUT	HUAWEI MediaPad T5	Model Name	AGS2-L03
Temperature	25°C	Relative Humidity	53%
Test Voltage	AC 120V/60Hz	Phase	Neutral
Test Mode	Adapter+Idle+Playing+Earphone		
Note	Adapter:Huntkey, USB Cable:HONGLIN, IMEI:004401721233415		
Test Engineer	Trey Chen		



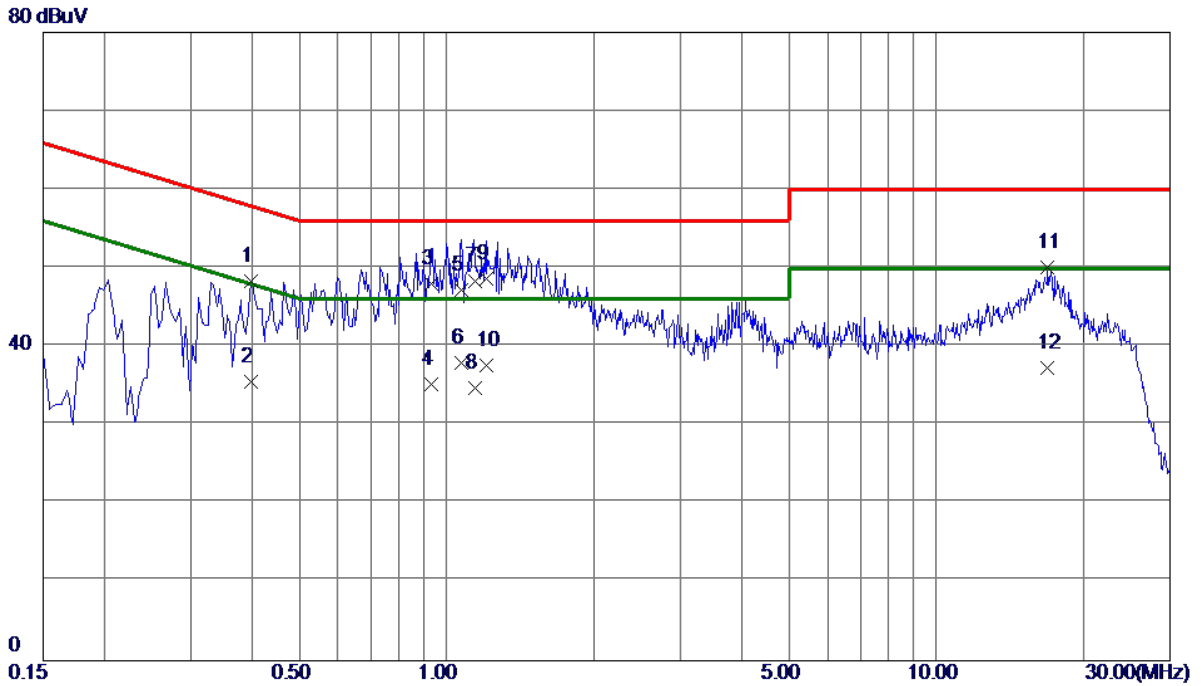
No.	Freq. MHz	Reading Level dBuV	Correct Factor dB	Measurement dBuV	Limit dBuV	Margin dB	Detector
1	0.1949	42.52	9.91	52.43	63.83	-11.40	QP
2	0.1949	32.52	9.91	42.43	53.83	-11.40	AVG
3	0.2490	41.40	9.92	51.32	61.79	-10.47	QP
4	0.2490	28.52	9.92	38.44	51.79	-13.35	AVG
5	0.9915	38.52	10.12	48.64	56.00	-7.36	QP
6	0.9915	27.52	10.12	37.64	46.00	-8.36	AVG
7 *	1.2210	38.52	10.14	48.66	56.00	-7.34	QP
8	1.2210	25.63	10.14	35.77	46.00	-10.23	AVG
9	1.3200	37.52	10.14	47.66	56.00	-8.34	QP
10	1.3200	27.52	10.14	37.66	46.00	-8.34	AVG
11	17.2815	39.30	11.27	50.57	60.00	-9.43	QP
12	17.2815	26.53	11.27	37.80	50.00	-12.20	AVG

EUT	HUAWEI MediaPad T5	Model Name	AGS2-L03
Temperature	25°C	Relative Humidity	53%
Test Voltage	AC 120V/60Hz	Phase	Line
Test Mode	Adapter+Idle+2.4G WIFI+BT+GPS+Camera on(Front)		
Note	Adapter:Huntkey, USB Cable:HONGLIN, IMEI:004401721233415		
Test Engineer	Trey Chen		



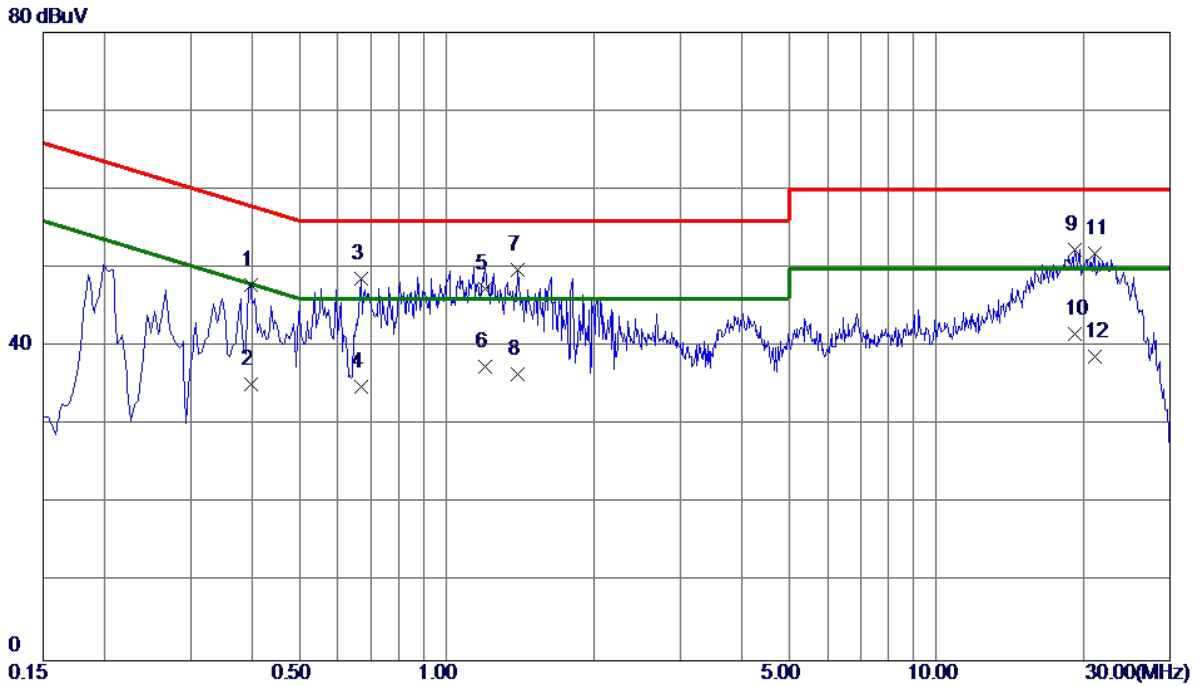
No.	Freq. MHz	Reading Level dBuV	Correct Factor dB	Measure ment dBuV	Limit dBuV	Margin dB	Detector
1	0.4020	38.79	9.81	48.60	57.81	-9.21	QP
2	0.4020	25.41	9.81	35.22	47.81	-12.59	AVG
3	0.5325	38.30	9.80	48.10	56.00	-7.90	QP
4	0.5325	25.63	9.80	35.43	46.00	-10.57	AVG
5	1.1310	36.52	9.93	46.45	56.00	-9.55	QP
6	1.1310	23.52	9.93	33.45	46.00	-12.55	AVG
7	1.2525	36.42	9.94	46.36	56.00	-9.64	QP
8	1.2525	25.01	9.94	34.95	46.00	-11.05	AVG
9 *	1.7385	38.83	9.98	48.81	56.00	-7.19	QP
10	1.7385	25.51	9.98	35.49	46.00	-10.51	AVG
11	19.2930	41.64	11.13	52.77	60.00	-7.23	QP
12	19.2930	28.14	11.13	39.27	50.00	-10.73	AVG

EUT	HUAWEI MediaPad T5	Model Name	AGS2-L03
Temperature	25°C	Relative Humidity	53%
Test Voltage	AC 120V/60Hz	Phase	Neutral
Test Mode	Adapter+Idle+2.4G WIFI+BT+GPS+Camera on(Front)		
Note	Adapter:Huntkey, USB Cable:HONGLIN, IMEI:004401721233415		
Test Engineer	Trey Chen		



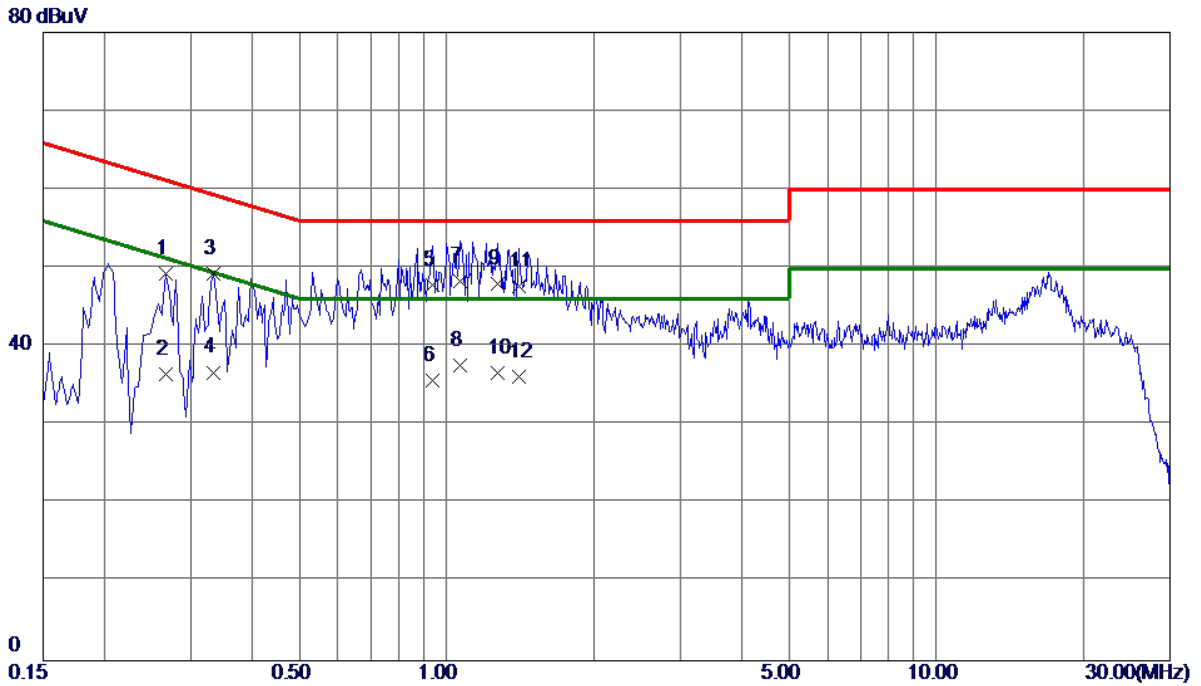
No.	Freq. MHz	Reading Level dBuV	Correct Factor dB	Measurement dBuV	Limit dBuV	Margin dB	Detector
1	0.3975	38.32	9.95	48.27	57.91	-9.64	QP
2	0.3975	25.63	9.95	35.58	47.91	-12.33	AVG
3	0.9330	37.96	10.10	48.06	56.00	-7.94	QP
4	0.9330	25.13	10.10	35.23	46.00	-10.77	AVG
5	1.0725	37.12	10.13	47.25	56.00	-8.75	QP
6	1.0725	27.85	10.13	37.98	46.00	-8.02	AVG
7	1.1400	38.20	10.13	48.33	56.00	-7.67	QP
8	1.1400	24.52	10.13	34.65	46.00	-11.35	AVG
9 *	1.2030	38.52	10.13	48.65	56.00	-7.35	QP
10	1.2030	37.54	10.13	37.67	46.00	-8.33	AVG
11	16.8720	38.91	11.24	50.15	60.00	-9.85	QP
12	16.8720	26.10	11.24	37.34	50.00	-12.66	AVG

EUT	HUAWEI MediaPad T5	Model Name	AGS2-L03
Temperature	25°C	Relative Humidity	53%
Test Voltage	AC 120V/60Hz	Phase	Line
Test Mode	Adapter+Idle+5G WIFI+BT+GPS+Camera on(Rear)		
Note	Adapter:Huntkey, USB Cable:HONGLIN, IMEI:004401721233415		
Test Engineer	Trey Chen		



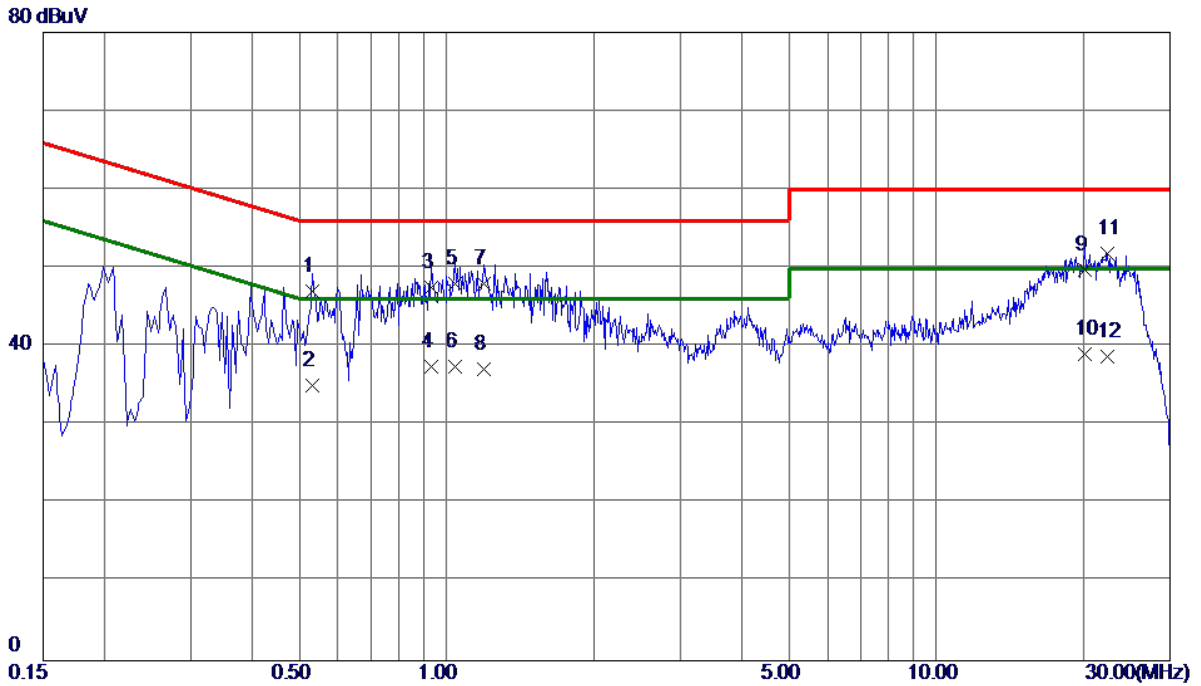
No.	Freq. MHz	Reading Level dBuV	Correct Factor dB	Measurement dBuV	Limit dBuV	Margin dB	Detector
1	0.3975	38.03	9.81	47.84	57.91	-10.07	QP
2	0.3975	25.43	9.81	35.24	47.91	-12.67	AVG
3	0.6675	38.79	9.86	48.65	56.00	-7.35	QP
4	0.6675	25.01	9.86	34.87	46.00	-11.13	AVG
5	1.1985	37.41	9.93	47.34	56.00	-8.66	QP
6	1.1985	27.52	9.93	37.45	46.00	-8.55	AVG
7 *	1.3965	39.81	9.95	49.76	56.00	-6.24	QP
8	1.3965	26.53	9.95	36.48	46.00	-9.52	AVG
9	19.2075	41.25	11.12	52.37	60.00	-7.63	QP
10	19.2075	30.52	11.12	41.64	50.00	-8.36	AVG
11	21.0210	40.59	11.18	51.77	60.00	-8.23	QP
12	21.0210	27.52	11.18	38.70	50.00	-11.30	AVG

EUT	HUAWEI MediaPad T5	Model Name	AGS2-L03
Temperature	25°C	Relative Humidity	53%
Test Voltage	AC 120V/60Hz	Phase	Neutral
Test Mode	Adapter+Idle+5G WIFI+BT+GPS+Camera on(Rear)		
Note	Adapter:Huntkey, USB Cable:HONGLIN, IMEI:004401721233415		
Test Engineer	Trey Chen		



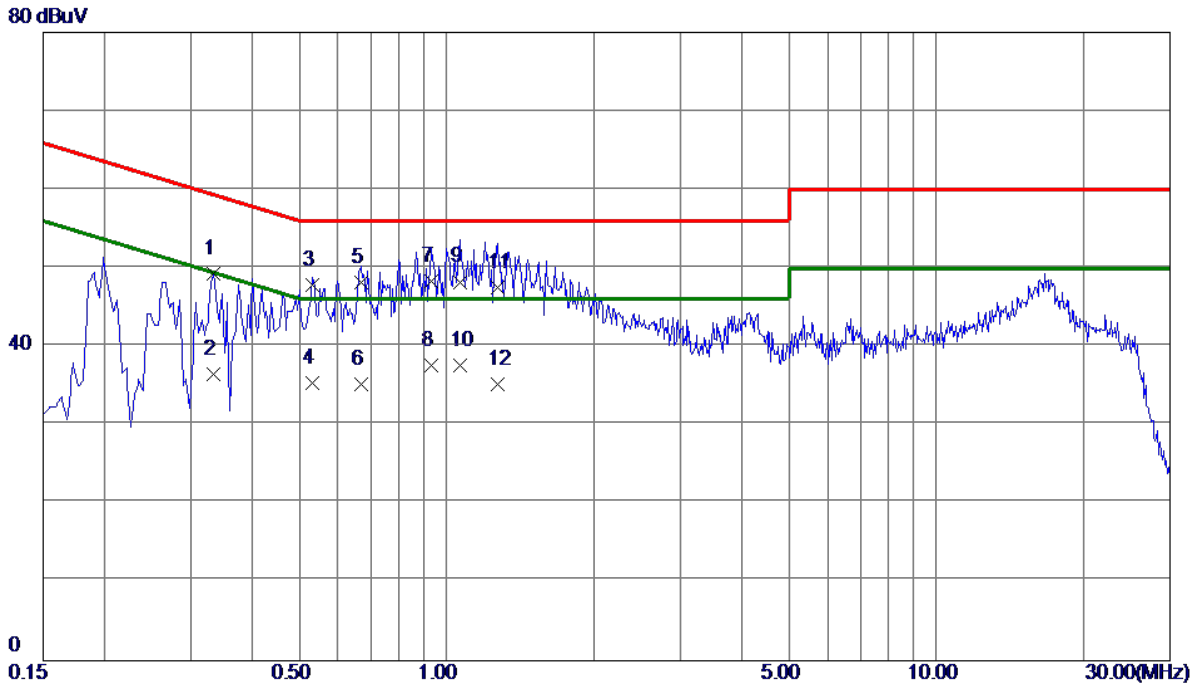
No.	Freq. MHz	Reading Level dBuV	Correct Factor dB	Measurement dBuV	Limit dBuV	Margin dB	Detector
1	0.2670	39.42	9.92	49.34	61.21	-11.87	QP
2	0.2670	26.53	9.92	36.45	51.21	-14.76	AVG
3	0.3345	39.31	9.94	49.25	59.34	-10.09	QP
4	0.3345	26.78	9.94	36.72	49.34	-12.62	AVG
5	0.9375	37.71	10.10	47.81	56.00	-8.19	QP
6	0.9375	25.53	10.10	35.63	46.00	-10.37	AVG
7 *	1.0635	38.25	10.12	48.37	56.00	-7.63	QP
8	1.0635	27.52	10.12	37.64	46.00	-8.36	AVG
9	1.2705	37.90	10.14	48.04	56.00	-7.96	QP
10	1.2705	26.52	10.14	36.66	46.00	-9.34	AVG
11	1.4010	37.50	10.15	47.65	56.00	-8.35	QP
12	1.4010	25.96	10.15	36.11	46.00	-9.89	AVG

EUT	HUAWEI MediaPad T5	Model Name	AGS2-L03
Temperature	25°C	Relative Humidity	53%
Test Voltage	AC 120V/60Hz	Phase	Line
Test Mode	Adapter+Traffic(GSM)		
Note	Adapter:Huntkey, USB Cable:HONGLIN, IMEI:004401721233415		
Test Engineer	Trey Chen		



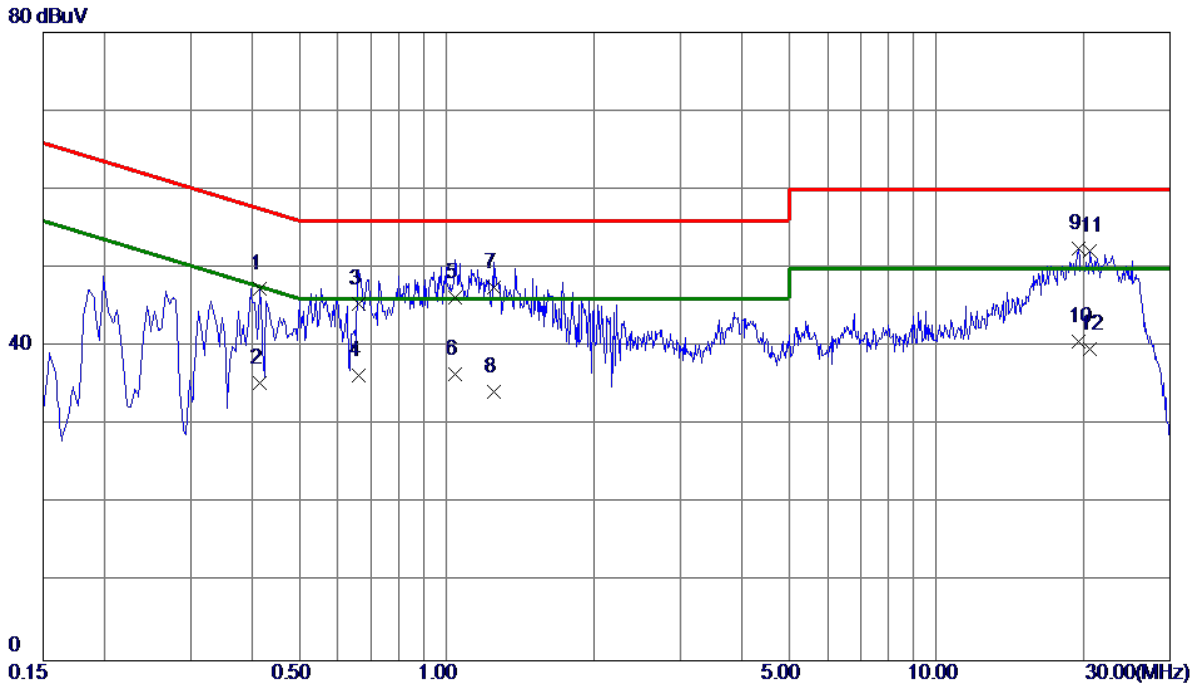
No.	Freq. MHz	Reading Level dBuV	Correct Factor dB	Measure ment dBuV	Limit dBuV	Margin dB	Detector
1	0.5325	37.25	9.80	47.05	56.00	-8.95	QP
2	0.5325	25.23	9.80	35.03	46.00	-10.97	AVG
3	0.9330	37.58	9.92	47.50	56.00	-8.50	QP
4	0.9330	27.52	9.92	37.44	46.00	-8.56	AVG
5	1.0410	38.01	9.92	47.93	56.00	-8.07	QP
6	1.0410	27.52	9.92	37.44	46.00	-8.56	AVG
7 *	1.1940	38.01	9.93	47.94	56.00	-8.06	QP
8	1.1940	27.12	9.93	37.05	46.00	-8.95	AVG
9	20.1525	38.52	11.19	49.71	60.00	-10.29	QP
10	20.1525	27.85	11.19	39.04	50.00	-10.96	AVG
11	22.4025	40.63	11.16	51.79	60.00	-8.21	QP
12	22.4025	27.52	11.16	38.68	50.00	-11.32	AVG

EUT	HUAWEI MediaPad T5	Model Name	AGS2-L03
Temperature	25°C	Relative Humidity	53%
Test Voltage	AC 120V/60Hz	Phase	Neutral
Test Mode	Adapter+Traffic(GSM)		
Note	Adapter:Huntkey, USB Cable:HONGLIN, IMEI:004401721233415		
Test Engineer	Trey Chen		



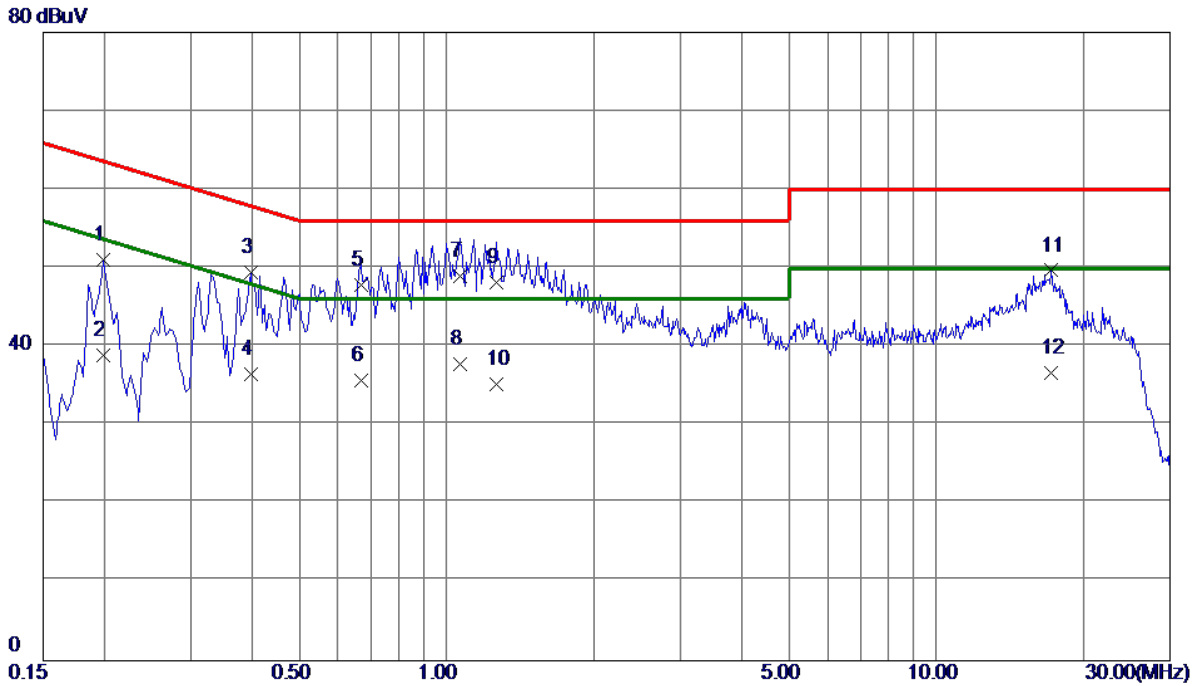
No.	Freq. MHz	Reading Level dBuV	Correct Factor dB	Measurement dBuV	Limit dBuV	Margin dB	Detector
1	0.3345	39.30	9.94	49.24	59.34	-10.10	QP
2	0.3345	26.52	9.94	36.46	49.34	-12.88	AVG
3	0.5325	37.90	9.95	47.85	56.00	-8.15	QP
4	0.5325	25.45	9.95	35.40	46.00	-10.60	AVG
5	0.6675	38.11	10.02	48.13	56.00	-7.87	QP
6	0.6675	25.15	10.02	35.17	46.00	-10.83	AVG
7 *	0.9330	38.21	10.10	48.31	56.00	-7.69	QP
8	0.9330	27.53	10.10	37.63	46.00	-8.37	AVG
9	1.0635	38.12	10.12	48.24	56.00	-7.76	QP
10	1.0635	27.52	10.12	37.64	46.00	-8.36	AVG
11	1.2705	37.45	10.14	47.59	56.00	-8.41	QP
12	1.2705	25.01	10.14	35.15	46.00	-10.85	AVG

EUT	HUAWEI MediaPad T5	Model Name	AGS2-L03
Temperature	25°C	Relative Humidity	53%
Test Voltage	AC 120V/60Hz	Phase	Line
Test Mode	Adapter+Traffic(WCDMA)		
Note	Adapter:Huntkey, USB Cable:HONGLIN, IMEI:004401721233415		
Test Engineer	Trey Chen		



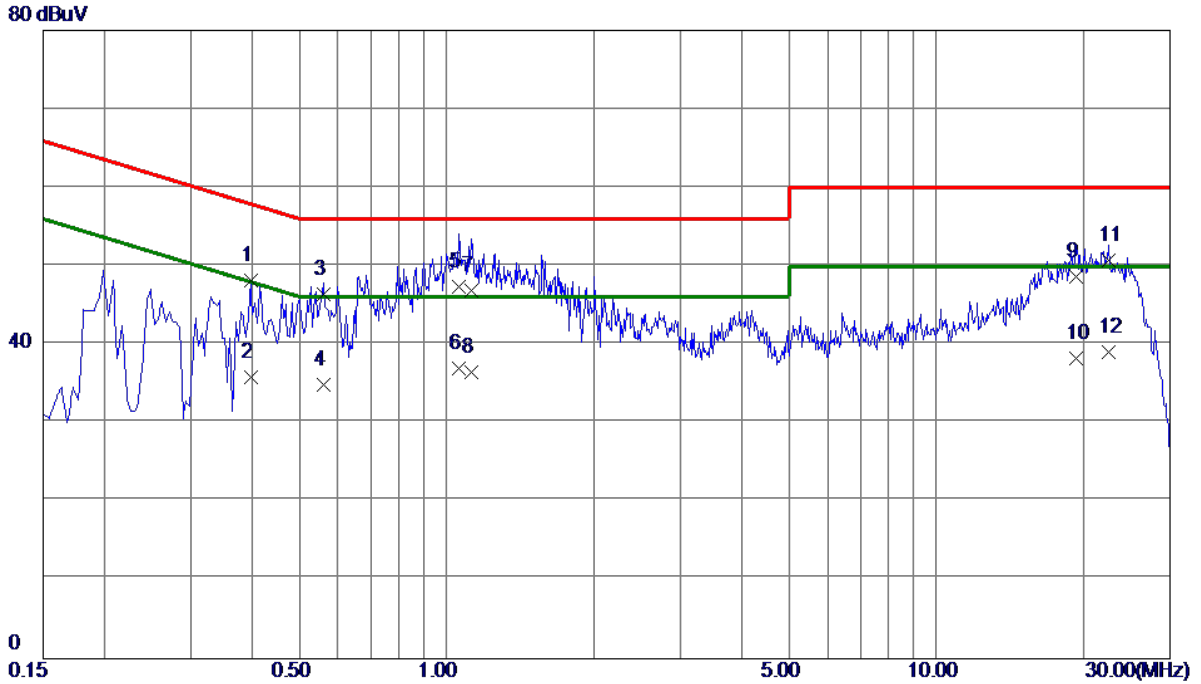
No.	Freq. MHz	Reading Level dBuV	Correct Factor dB	Measurement dBuV	Limit dBuV	Margin dB	Detector
1	0.4155	37.62	9.81	47.43	57.54	-10.11	QP
2	0.4155	25.53	9.81	35.34	47.54	-12.20	AVG
3	0.6630	35.63	9.86	45.49	56.00	-10.51	QP
4	0.6630	26.53	9.86	36.39	46.00	-9.61	AVG
5	1.0410	36.38	9.92	46.30	56.00	-9.70	QP
6	1.0410	26.52	9.92	36.44	46.00	-9.56	AVG
7	1.2480	37.52	9.94	47.46	56.00	-8.54	QP
8	1.2480	24.26	9.94	34.20	46.00	-11.80	AVG
9 *	19.4730	41.38	11.14	52.52	60.00	-7.48	QP
10	19.4730	29.52	11.14	40.66	50.00	-9.34	AVG
11	20.5439	41.05	11.18	52.23	60.00	-7.77	QP
12	20.5439	28.52	11.18	39.70	50.00	-10.30	AVG

EUT	HUAWEI MediaPad T5	Model Name	AGS2-L03
Temperature	25°C	Relative Humidity	53%
Test Voltage	AC 120V/60Hz	Phase	Neutral
Test Mode	Adapter+Traffic(WCDMA)		
Note	Adapter:Huntkey, USB Cable:HONGLIN, IMEI:004401721233415		
Test Engineer	Trey Chen		



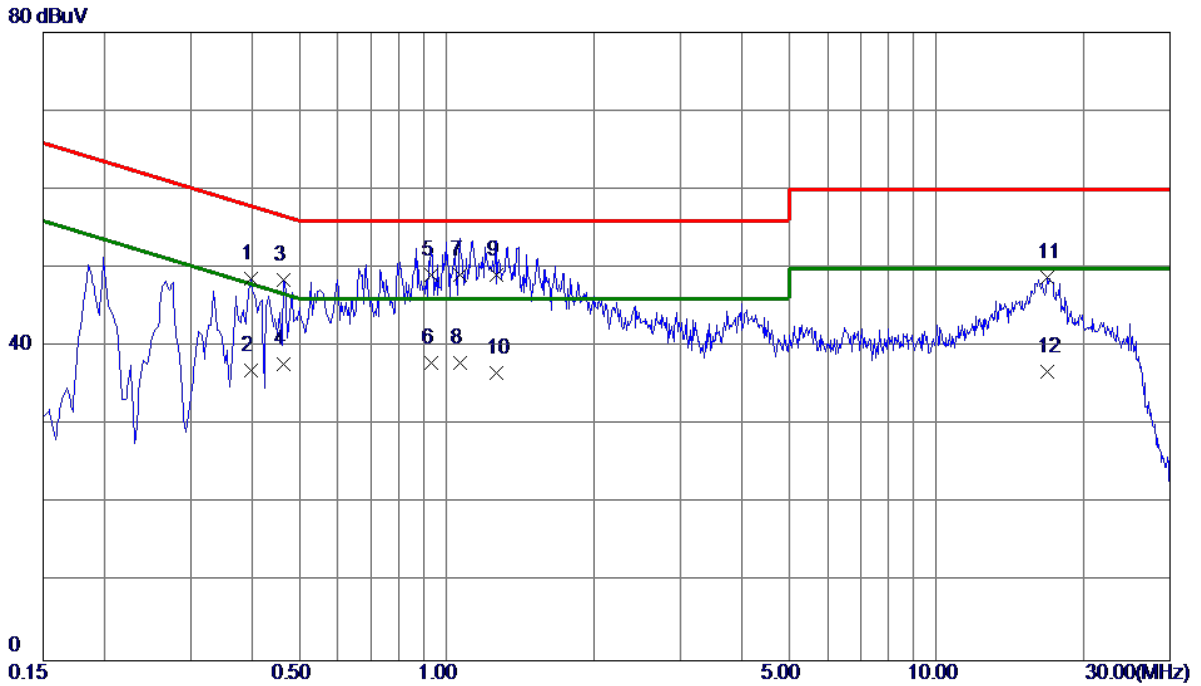
No.	Freq. MHz	Reading Level dBuV	Correct Factor dB	Measure ment dBuV	Limit dBuV	Margin dB	Detector
1	0.1995	41.18	9.91	51.09	63.63	-12.54	QP
2	0.1995	28.96	9.91	38.87	53.63	-14.76	AVG
3	0.3975	39.44	9.95	49.39	57.91	-8.52	QP
4	0.3975	26.52	9.95	36.47	47.91	-11.44	AVG
5	0.6675	37.85	10.02	47.87	56.00	-8.13	QP
6	0.6675	25.63	10.02	35.65	46.00	-10.35	AVG
7 *	1.0680	38.90	10.12	49.02	56.00	-6.98	QP
8	1.0680	27.60	10.12	37.72	46.00	-8.28	AVG
9	1.2660	38.00	10.14	48.14	56.00	-7.86	QP
10	1.2660	25.10	10.14	35.24	46.00	-10.76	AVG
11	17.1645	38.42	11.26	49.68	60.00	-10.32	QP
12	17.1645	25.41	11.26	36.67	50.00	-13.33	AVG

EUT	HUAWEI MediaPad T5	Model Name	AGS2-L03
Temperature	25°C	Relative Humidity	53%
Test Voltage	AC 120V/60Hz	Phase	Line
Test Mode	Adapter+Traffic(LTE)		
Note	Adapter:Huntkey, USB Cable:HONGLIN, IMEI:004401721233415		
Test Engineer	Trey Chen		



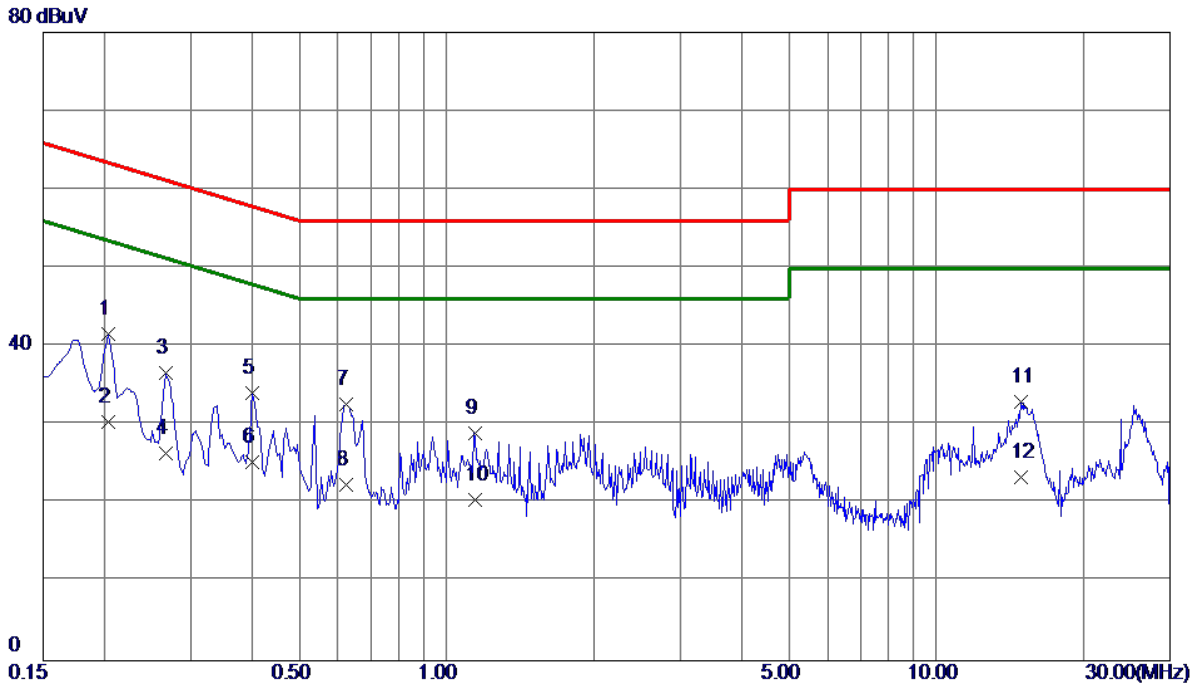
No.	Freq. MHz	Reading Level dBuV	Correct Factor dB	Measurement dBuV	Limit dBuV	Margin dB	Detector
1	0.3975	38.42	9.81	48.23	57.91	-9.68	QP
2	0.3975	25.96	9.81	35.77	47.91	-12.14	AVG
3	0.5595	36.65	9.81	46.46	56.00	-9.54	QP
4	0.5595	25.14	9.81	34.95	46.00	-11.05	AVG
5 *	1.0590	37.51	9.92	47.43	56.00	-8.57	QP
6	1.0590	27.10	9.92	37.02	46.00	-8.98	AVG
7	1.1265	36.95	9.93	46.88	56.00	-9.12	QP
8	1.1265	26.53	9.93	36.46	46.00	-9.54	AVG
9	19.2705	37.45	11.13	48.58	60.00	-11.42	QP
10	19.2705	27.15	11.13	38.28	50.00	-11.72	AVG
11	22.4565	39.52	11.16	50.68	60.00	-9.32	QP
12	22.4565	27.85	11.16	39.01	50.00	-10.99	AVG

EUT	HUAWEI MediaPad T5	Model Name	AGS2-L03
Temperature	25°C	Relative Humidity	53%
Test Voltage	AC 120V/60Hz	Phase	Neutral
Test Mode	Adapter+Traffic(LTE)		
Note	Adapter:Huntkey, USB Cable:HONGLIN, IMEI:004401721233415		
Test Engineer	Treey Chen		



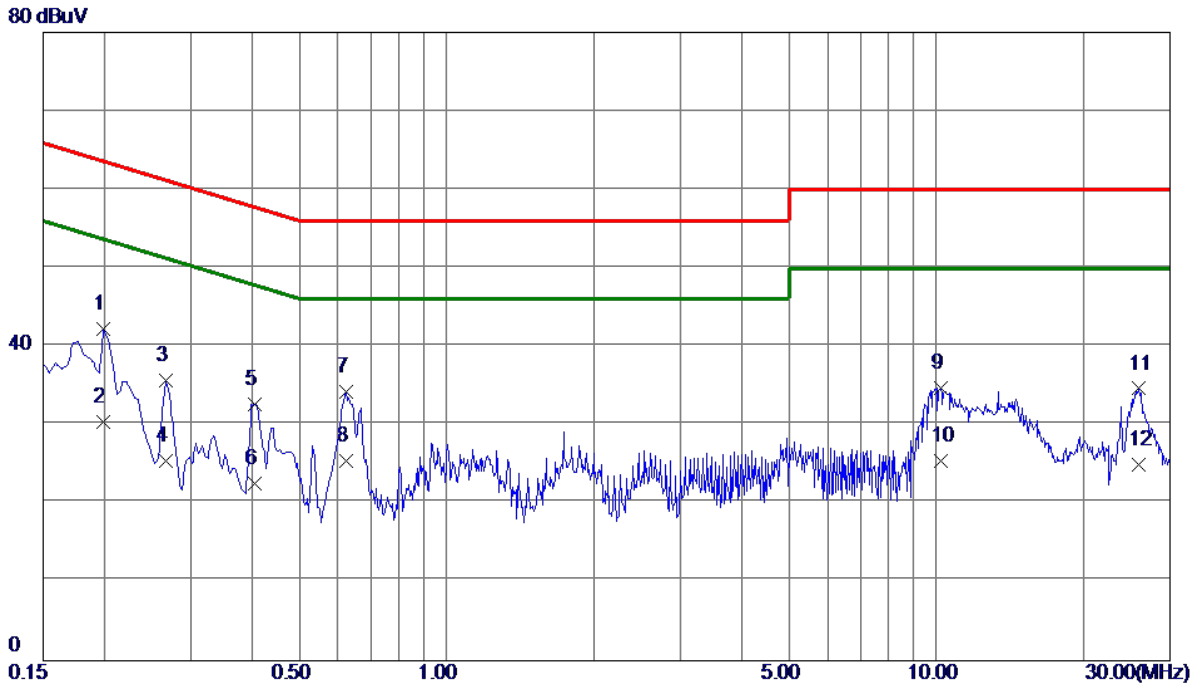
No.	Freq. MHz	Reading Level dBuV	Correct Factor dB	Measure ment dBuV	Limit dBuV	Margin dB	Detector
1	0.3975	38.69	9.95	48.64	57.91	-9.27	QP
2	0.3975	26.96	9.95	36.91	47.91	-11.00	AVG
3	0.4650	38.60	9.94	48.54	56.60	-8.06	QP
4	0.4650	27.85	9.94	37.79	46.60	-8.81	AVG
5	0.9330	38.96	10.10	49.06	56.00	-6.94	QP
6	0.9330	27.86	10.10	37.96	46.00	-8.04	AVG
7	1.0635	38.96	10.12	49.08	56.00	-6.92	QP
8	1.0635	27.85	10.12	37.97	46.00	-8.03	AVG
9 *	1.2615	38.96	10.14	49.10	56.00	-6.90	QP
10	1.2615	28.52	10.14	36.66	46.00	-9.34	AVG
11	16.8584	37.61	11.23	48.84	60.00	-11.16	QP
12	16.8584	25.64	11.23	36.87	50.00	-13.13	AVG

EUT	HUAWEI MediaPad T5	Model Name	AGS2-L03
Temperature	25°C	Relative Humidity	53%
Test Voltage	AC 120V/60Hz	Phase	Line
Test Mode	USB Copy+Idle		
Note	Adapter:Huntkey, USB Cable:HONGLIN, IMEI:004401721233415		
Test Engineer	Trey Chen		



No.	Freq. MHz	Reading Level dBuV	Correct Factor dB	Measurement dBuV	Limit dBuV	Margin dB	Detector
1 *	0.2040	31.71	9.82	41.53	63.45	-21.92	QP
2	0.2040	20.52	9.82	30.34	53.45	-23.11	AVG
3	0.2670	26.77	9.82	36.59	61.21	-24.62	QP
4	0.2670	16.52	9.82	26.34	51.21	-24.87	AVG
5	0.4020	24.20	9.81	34.01	57.81	-23.80	QP
6	0.4020	15.42	9.81	25.23	47.81	-22.58	AVG
7	0.6225	22.75	9.84	32.59	56.00	-23.41	QP
8	0.6225	12.63	9.84	22.47	46.00	-23.53	AVG
9	1.1400	19.01	9.93	28.94	56.00	-27.06	QP
10	1.1400	10.56	9.93	20.49	46.00	-25.51	AVG
11	14.8965	22.16	10.74	32.90	60.00	-27.10	QP
12	14.8965	12.64	10.74	23.38	50.00	-26.62	AVG

EUT	HUAWEI MediaPad T5	Model Name	AGS2-L03
Temperature	25°C	Relative Humidity	53%
Test Voltage	AC 120V/60Hz	Phase	Neutral
Test Mode	USB Copy+Idle		
Note	Adapter:Huntkey, USB Cable:HONGLIN, IMEI:004401721233415		
Test Engineer	Trey Chen		



No.	Freq. MHz	Reading Level dBuV	Correct Factor dB	Measurement dBuV	Limit dBuV	Margin dB	Detector
1	0.1995	32.37	9.91	42.28	63.63	-21.35	QP
2	0.1995	20.52	9.91	30.43	53.63	-23.20	AVG
3	0.2670	25.70	9.92	35.62	61.21	-25.59	QP
4	0.2670	15.53	9.92	25.45	51.21	-25.76	AVG
5	0.4065	22.76	9.95	32.71	57.72	-25.01	QP
6	0.4065	12.63	9.95	22.58	47.72	-25.14	AVG
7	0.6225	24.22	9.99	34.21	56.00	-21.79	QP
8 *	0.6225	15.52	9.99	25.51	46.00	-20.49	AVG
9	10.2165	24.00	10.76	34.76	60.00	-25.24	QP
10	10.2165	14.63	10.76	25.39	50.00	-24.61	AVG
11	25.8765	23.15	11.49	34.64	60.00	-25.36	QP
12	25.8765	13.51	11.49	25.00	50.00	-25.00	AVG

4.2 RADIATED EMISSION MEASUREMENT

4.2.1 LIMITS OF RADIATED EMISSION MEASUREMENT

Below 1 GHz

Measurement Method and Applied Limits:

ANSI C63.4:

Frequency (MHz)	Class A (at 10m)		Class B (at 3m)	
	(uV/m) Field strength	(dBuV/m) Field strength	(uV/m) Field strength	(dBuV/m) Field strength
30 - 88	90	39	100	40
88 - 216	150	43.5	150	43.5
216 - 960	210	46.4	200	46
Above 960	300	49.5	500	54

Above 1 GHz

Measurement Method and Applied Limits:

ANSI C63.4:

Frequency (MHz)	Class A				Class B	
	(dBuV/m) (at 3m)		(dBuV/m) (at 10m)		(dBuV/m) (at 3m)	
	Peak	Average	Peak	Average	Peak	Average
Above 1000	80	60	69.5	49.5	74	54

FREQUENCY RANGE OF RADIATED MEASUREMENT (FOR UNINTENTIONAL RADIATORS)

Highest frequency generated or Upper frequency of measurement used in the device or on which the device operates or tunes (MHz)	Range (MHz)
Below 1.705	30
1.705 - 108	1000
108 - 500	2000
500 - 1000	5000
Above 1000	5 th harmonic of the highest frequency or 40 GHz, whichever is lower

NOTE:

- (1) The limit for radiated test was performed according to as following:
FCC Part 15, Subpart B
- (2) The tighter limit applies at the band edges.
- (3) Emission level (dBuV/m) = 20log Emission level (uV/m).
3m Emission level = 10m Emission level + 20log(10m/3m).
- (4) The test result calculated as following:
Measurement Value = Reading Level + Correct Factor
Correct Factor = Antenna Factor + Cable Loss - Amplifier Gain(if use)
Margin Level = Measurement Value - Limit Value

4.2.2 MEASUREMENT INSTRUMENTS LIST

Below 1GHz:

Item	Kind of Equipment	Manufacturer	Type No.	Serial No.	Calibrated until
1	Antenna	Schwarbeck	VULB9160	9160-3232	Mar. 11, 2019
2	Double Ridged Horn Antenna	ARA	DRG-118A	16554	Mar. 11, 2019
3	Amplifier	HP	8447D	1937A02847	Mar. 11, 2019
4	Cable	emci	LMR-400(30MHz-1GHz) (10m+2.5m)	N/A	Jun. 20, 2019
5	Cable	mitron	B10-01-01-12M	18072743	Jul. 30, 2019
6	Controller	CT	SC100	N/A	N/A
7	Measurement Software	Farad	EZ-EMC Ver.NB-03A1-01	N/A	N/A
8	EMI Test Receiver	Keysight	N9038A	MY56400060	Mar. 11, 2019

Remark: "N/A" denotes no model name, no serial no. or no calibration specified.
All calibration period of equipment list is one year.

Above 1GHz:

Item	Kind of Equipment	Manufacturer	Type No.	Serial No.	Calibrated until
1	Horn Antenna	EMCO	3115	9605-4803	Mar. 11, 2019
2	Broad-Band Horn Antenna	Schwarzbeck	BBHA 9170	9170319	Jun. 30, 2019
3	Amplifier	Agilent	8449B	3008A02584	Aug. 11, 2019
4	Microwave Preamplifier With Adaptor	EMC INSTRUMENT	EMC2654045	980039 & HA01	Mar. 11, 2019
5	MXE EMI Receiver	Agilent	N9038A	MY53220133	Mar. 11, 2019
6	Measurement Software	Farad	EZ-EMC Ver.BTL-2ANT-1	N/A	N/A
7	Cable	Mlcable Inc.	B10-01-01-15M(10MHz~26.5GHz)	18047122	May 25, 2019
8	Multi-Device Controller	ETS-Lindgren	2090	N/A	N/A
9	Controller	MF	MF-7802	MF780208159	N/A
10	Cable	emci	SUCOFLEX 102_8m(0.01GHz—40GHz)	N/A	Mar. 26, 2019
11	Cable	Mlcable Inc.	B10-01-01-5M(10MHz~26.5GHz)	18047123	May 25, 2019

Remark: "N/A" denotes no model name, no serial no. or no calibration specified.
All calibration period of equipment list is one year.

4.2.3 TEST PROCEDURE

- a. The measuring distance of 3 m shall be used for measurements. The EUT was placed on the top of a rotating table 0.8 meter above the ground at a 3 meter semi-anechoic chamber. The table was rotated 360 degrees to determine the position of the highest radiation.(below 1 GHz)
- b. The measuring distance of 3 m shall be used for measurements. The EUT was placed on the top of a rotating table 0.8 meter above the ground at a 10 meter semi-anechoic chamber. The table was rotated 360 degrees to determine the position of the highest radiation.(above 1 GHz)
- c. The height of the equipment or of the substitution antenna shall be 0.8 m, the height of the test antenna shall vary between 1 m to 4 m. Both horizontal and vertical polarizations of the antenna are set to make the measurement.
- d. For each suspected emission, the EUT was arranged to its worst case and then the antenna was tuned to heights find the maximum reading (used Bore sight function).
- e. The receiver system was set to peak and average detect function and specified bandwidth with maximum hold mode when the test frequency is above 1 GHz.
- f. The initial step in collecting radiated emission data is a receiver peak detector mode pre-scanning the measurement frequency range. Significant peaks are then marked and then Quasi Peak detector mode re-measured.
- g. All readings are Peak unless otherwise stated QP in column of Note. Peak denotes that the Peak reading compliance with the QP Limits and then QP Mode measurement didn't perform. (below 1GHz)
- h. All readings are Peak Mode value unless otherwise stated AVG in column of Note. If the Peak Mode Measured value compliance with the Peak Limits and lower than AVG Limits, the EUT shall be deemed to meet both Peak & AVG Limits and then only Peak Mode was measured, but AVG Mode didn't perform. (above 1 GHz)
- i. For the actual test configuration, please refer to the related Item - Block Diagram of system tested (please refer to 3.3).

Note:

For measurement of frequency 1GHz -26.5GHz, the EUT was set 3 meters away from the receiver antenna.

Emission level (dBuV/m)=20log Emission level (uV/m).

The limits above 18GHz shall be extrapolated to the specified distance using an extrapolation factor of 20dB/decade from 3m to 1m

Distance extrapolation factor = 20 log (3m/1m) dB ;

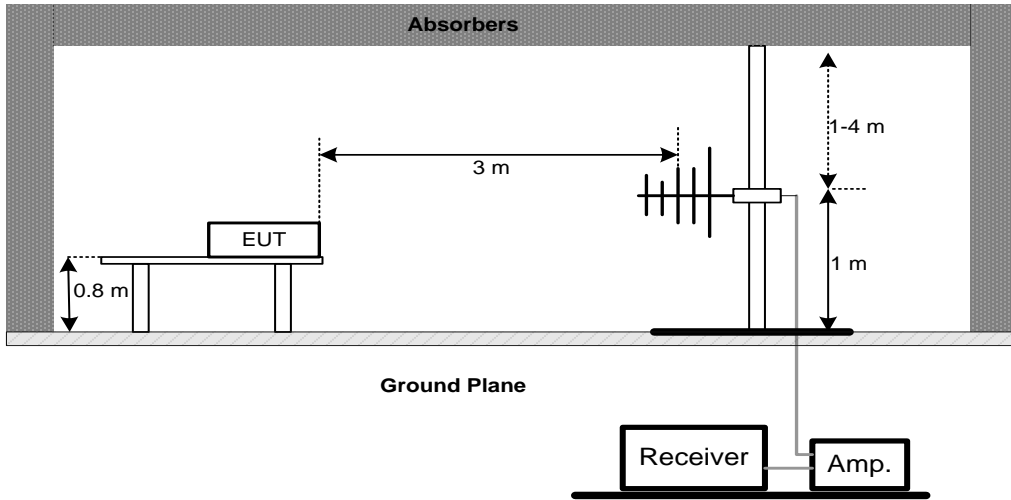
Limit line = specific limits (dBuV) + 9.5 dB.

4.2.4 DEVIATION FROM TEST STANDARD

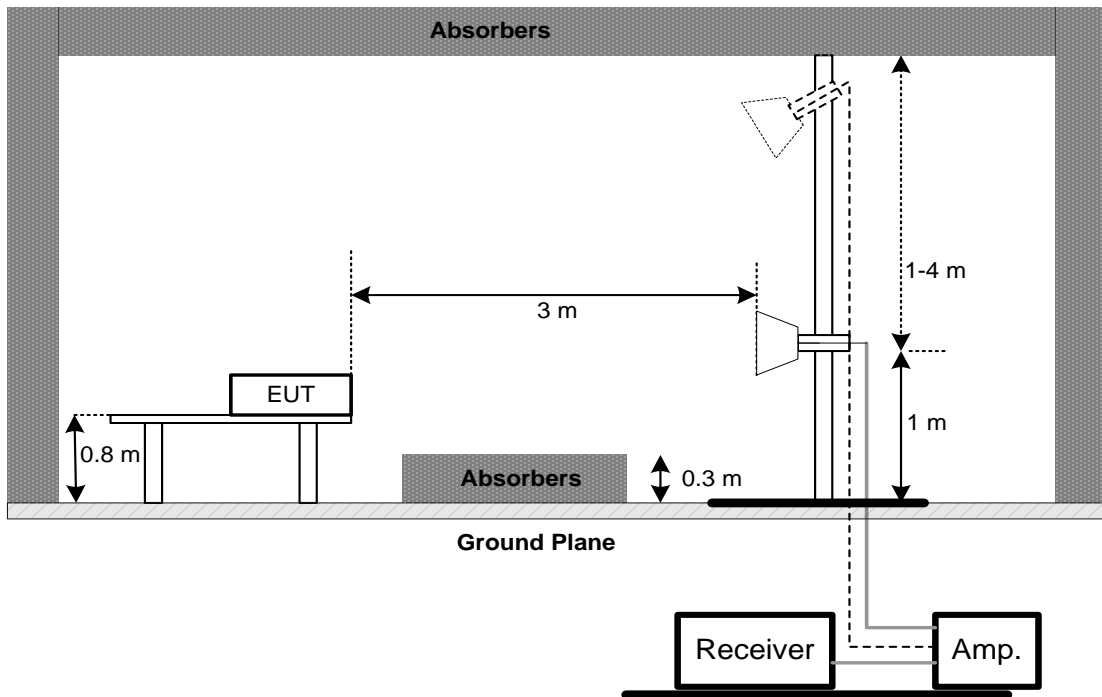
No deviation

4.2.5 TEST SETUP

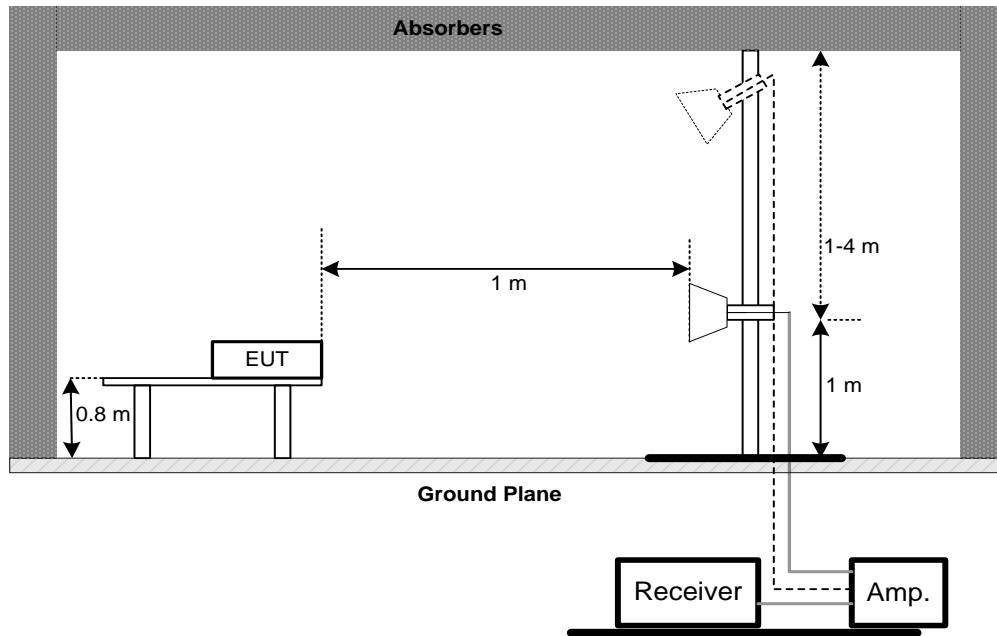
(A) Radiated Emission Test Set-Up Frequency Below 1 GHz



(B) Radiated Emission Test Set-Up Frequency 1 - 18 GHz



(C) Radiated Emission Test Set-Up Frequency 18 - 30 GHz

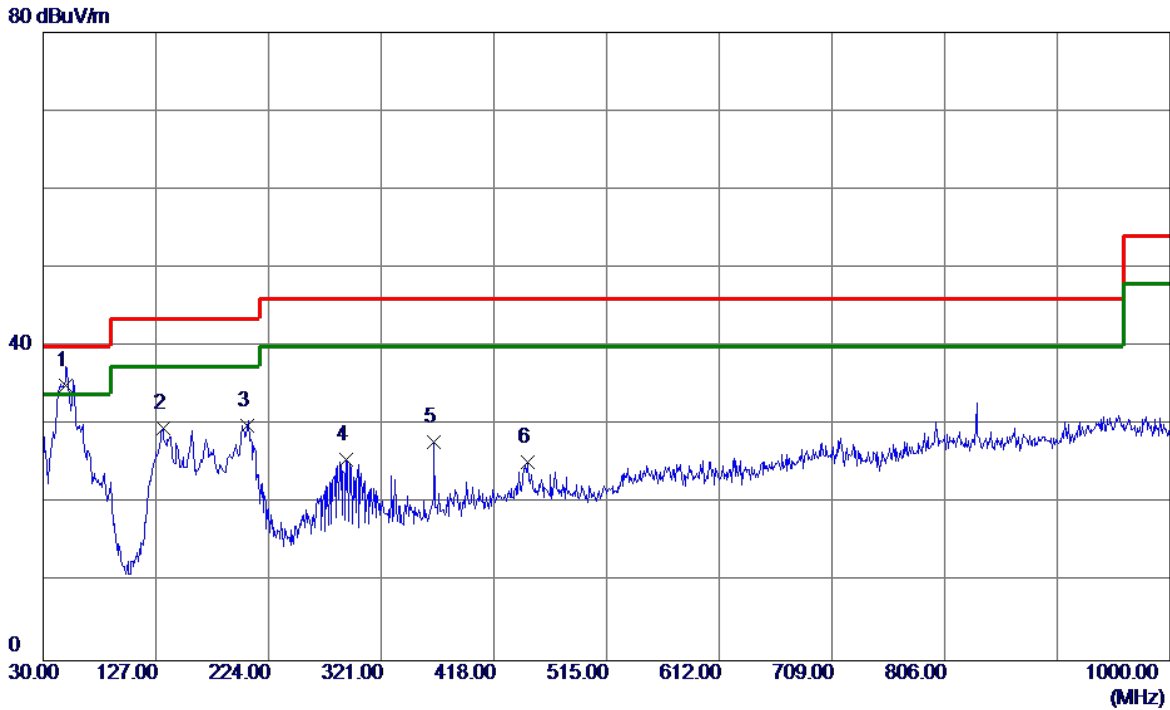


4.2.6 TEST RESULTS-BELOW 1 GHZ

Remark :

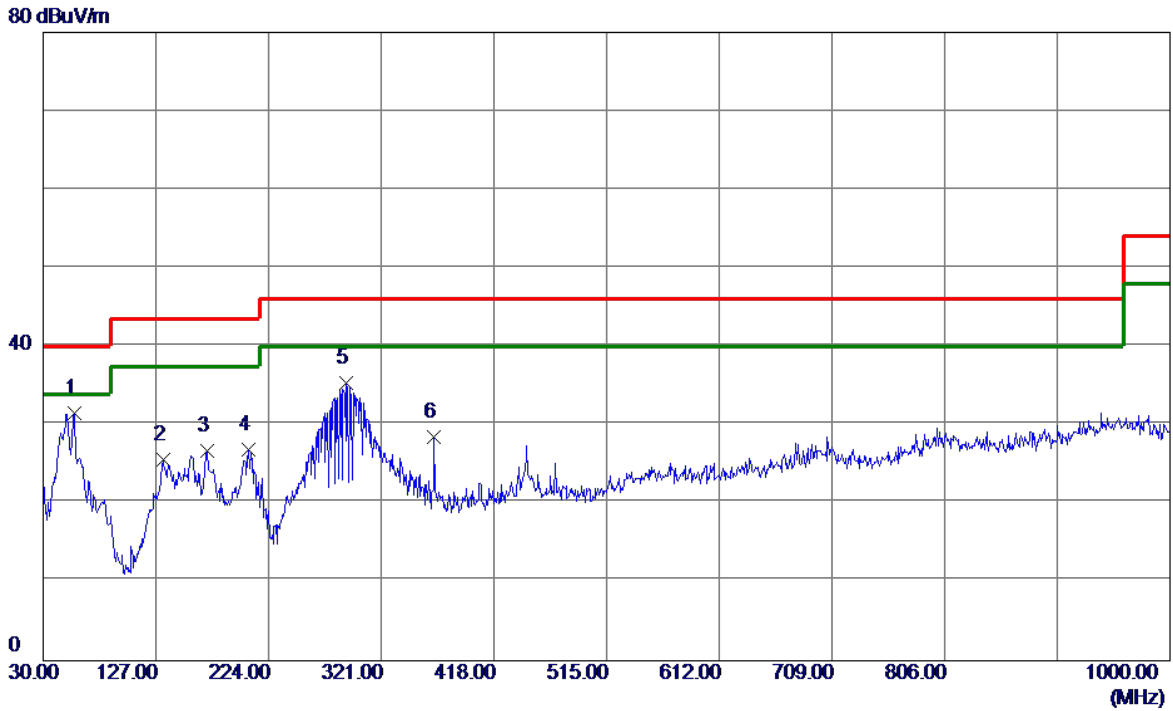
- (1) All readings are Peak unless otherwise stated QP in column of 『Note』 . Peak denotes that the Peak reading compliance with the QP Limits and then QP Mode measurement didn't perform.
- (2) Measuring frequency range from 30 MHz to 1000 MHz
- (3) If the peak scan value lower limit more than 20 dB, then this signal data does not show in table.

EUT	HUAWEI MediaPad T5	Model Name	AGS2-L03
Temperature	25°C	Relative Humidity	60%
Test Voltage	AC 120V/60Hz	Polarization	Vertical
Test Mode	Adapter+Idle+Playing+Speaker		
Note	Adapter:BYD, USB Cable:FOXCONN, X axis, IMEI:004401721233415		
Test Engineer	Treey Chen		



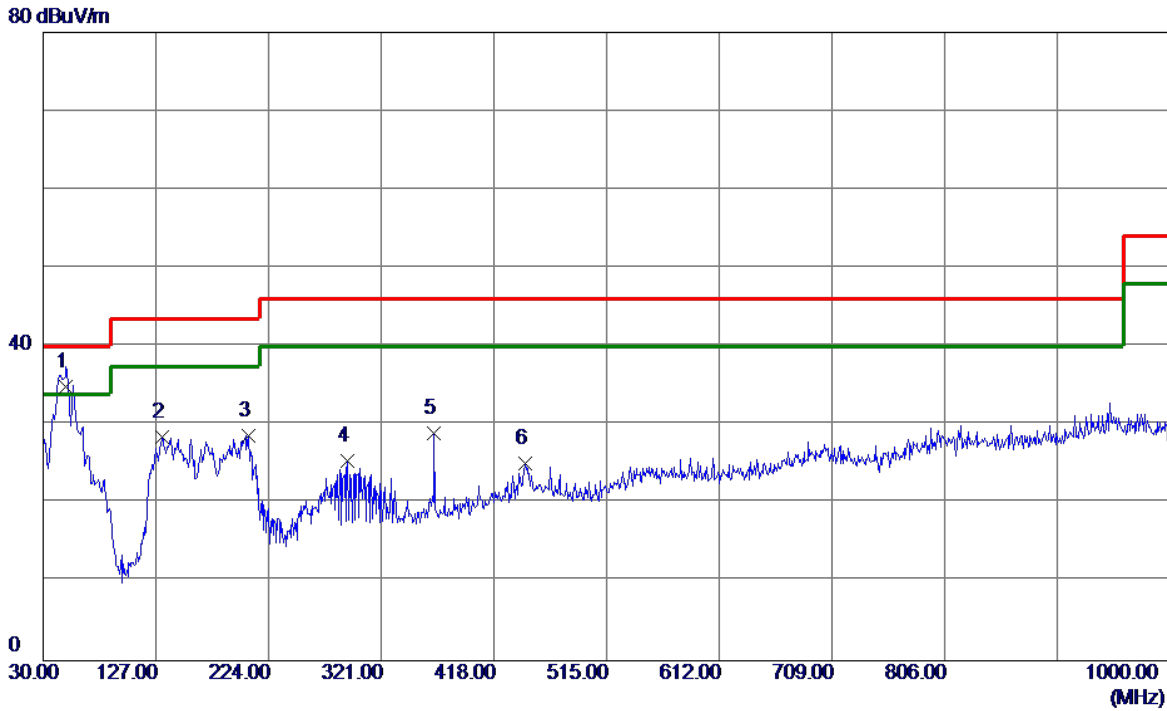
No.	Freq. MHz	Reading Level dBuV/m	Correct Factor dB	Measure ment dBuV/m	Limit dBuV/m	Margin dB	Detector
1 *	49.8849	48.20	-13.19	35.01	40.00	-4.99	QP
2	133.3049	41.77	-12.17	29.60	43.50	-13.90	QP
3	205.5700	44.02	-14.06	29.96	43.50	-13.54	QP
4	290.9300	36.34	-10.72	25.62	46.00	-20.38	QP
5	366.5900	37.37	-9.50	27.87	46.00	-18.13	QP
6	446.6150	31.37	-6.14	25.23	46.00	-20.77	QP

EUT	HUAWEI MediaPad T5	Model Name	AGS2-L03
Temperature	25°C	Relative Humidity	60%
Test Voltage	AC 120V/60Hz	Polarization	Horizontal
Test Mode	Adapter+Idle+Playing+Speaker		
Note	Adapter:BYD, USB Cable:FOXCONN, X axis, IMEI:004401721233415		
Test Engineer	Trey Chen		



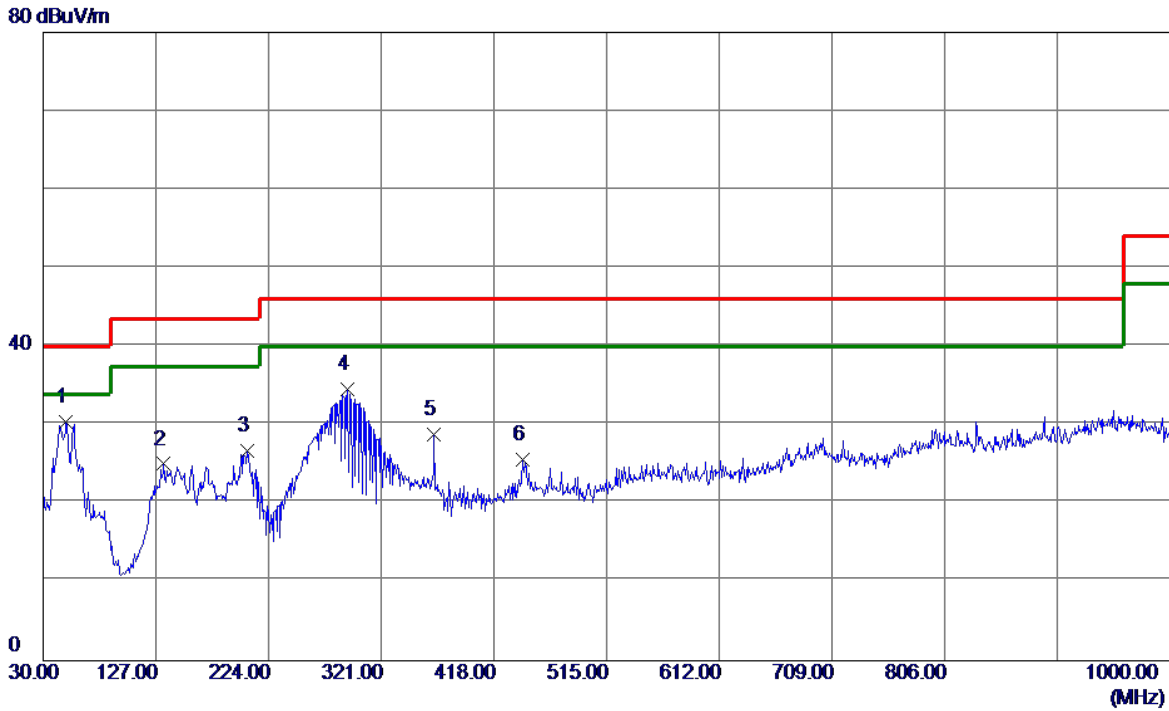
No.	Freq. MHz	Reading Level dBuV/m	Correct Factor dB	Measure ment dBuV/m	Limit dBuV/m	Margin dB	Detector
1 *	56.6750	45.24	-13.70	31.54	40.00	-8.46	QP
2	133.3049	37.73	-12.17	25.56	43.50	-17.94	QP
3	171.6200	37.55	-10.78	26.77	43.50	-16.73	QP
4	207.0250	41.02	-14.11	26.91	43.50	-16.59	QP
5	290.9300	46.02	-10.72	35.30	46.00	-10.70	QP
6	366.5900	37.96	-9.50	28.46	46.00	-17.54	QP

EUT	HUAWEI MediaPad T5	Model Name	AGS2-L03
Temperature	25°C	Relative Humidity	60%
Test Voltage	AC 120V/60Hz	Polarization	Vertical
Test Mode	Adapter+Idle+Playing+Speaker		
Note	Adapter:BYD, USB Cable:FOXCONN, Y axis, IMEI:004401721233415		
Test Engineer	Trey Chen		



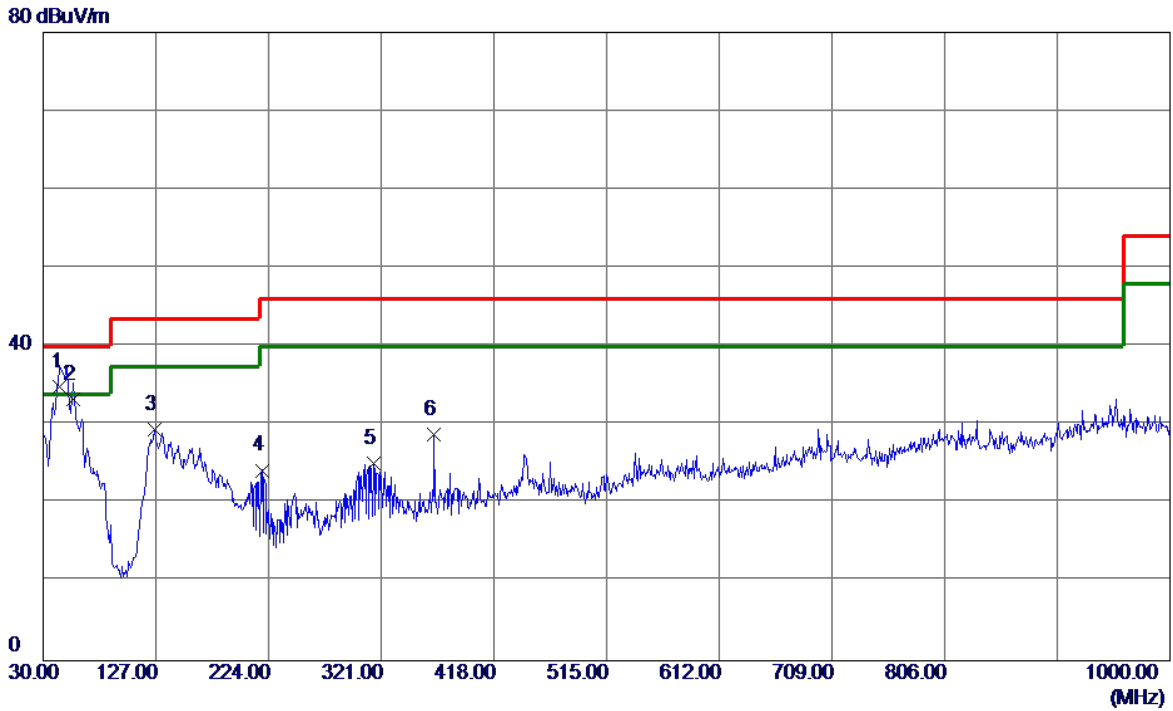
No.	Freq. MHz	Reading Level dBuV/m	Correct Factor dB	Measure ment dBuV/m	Limit dBuV/m	Margin dB	Detector
1 *	49.4000	48.10	-13.22	34.88	40.00	-5.12	QP
2	132.3350	40.75	-12.31	28.44	43.50	-15.06	QP
3	207.0250	42.78	-14.11	28.67	43.50	-14.83	QP
4	292.3850	36.07	-10.66	25.41	46.00	-20.59	QP
5	366.5900	38.45	-9.50	28.95	46.00	-17.05	QP
6	444.6750	31.34	-6.23	25.11	46.00	-20.89	QP

EUT	HUAWEI MediaPad T5	Model Name	AGS2-L03
Temperature	25°C	Relative Humidity	60%
Test Voltage	AC 120V/60Hz	Polarization	Horizontal
Test Mode	Adapter+Idle+Playing+Speaker		
Note	Adapter:BYD, USB Cable:FOXCONN, Y axis, IMEI:004401721233415		
Test Engineer	Trey Chen		



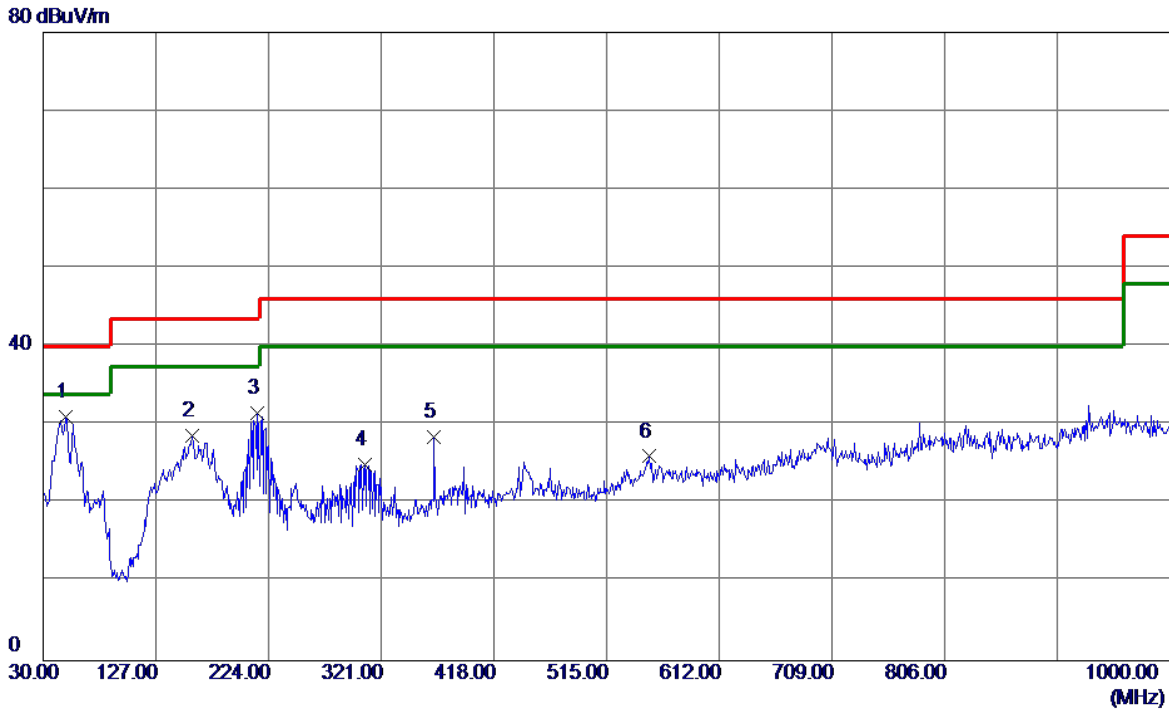
No.	Freq. MHz	Reading Level dBuV/m	Correct Factor dB	Measure ment dBuV/m	Limit dBuV/m	Margin dB	Detector
1 *	49.8849	43.54	-13.19	30.35	40.00	-9.65	QP
2	133.7899	37.14	-12.10	25.04	43.50	-18.46	QP
3	205.5700	40.83	-14.06	26.77	43.50	-16.73	QP
4	292.3850	45.22	-10.66	34.56	46.00	-11.44	QP
5	366.5900	38.27	-9.50	28.77	46.00	-17.23	QP
6	442.7350	31.97	-6.32	25.65	46.00	-20.35	QP

EUT	HUAWEI MediaPad T5	Model Name	AGS2-L03
Temperature	25°C	Relative Humidity	60%
Test Voltage	AC 120V/60Hz	Polarization	Vertical
Test Mode	Adapter+Idle+Playing+Speaker		
Note	Adapter:BYD, USB Cable:FOXCONN, Z axis, IMEI:004401721233415		
Test Engineer	Trey Chen		



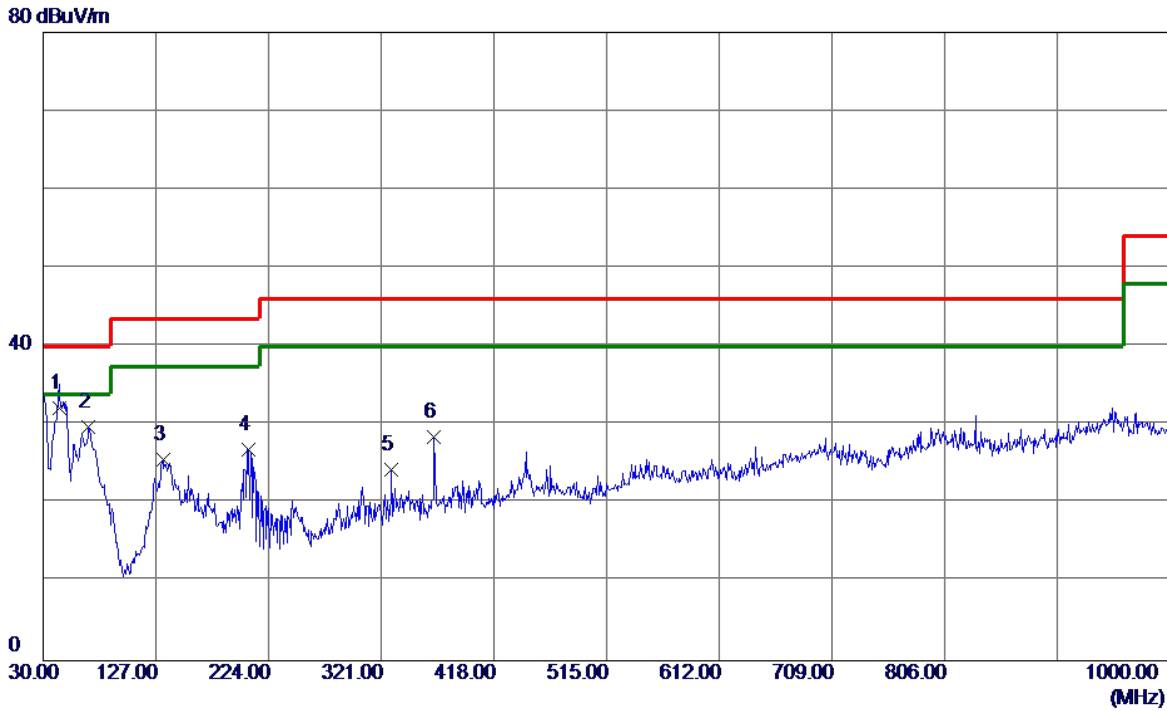
No.	Freq. MHz	Reading Level dBuV/m	Correct Factor dB	Measure ment dBuV/m	Limit dBuV/m	Margin dB	Detector
1 *	44.5500	48.48	-13.56	34.92	40.00	-5.08	QP
2	56.1900	46.93	-13.66	33.27	40.00	-6.73	QP
3	126.0300	42.87	-13.43	29.44	43.50	-14.06	QP
4	218.6650	38.05	-13.81	24.24	46.00	-21.76	QP
5	314.2100	35.44	-10.25	25.19	46.00	-20.81	QP
6	366.5900	38.27	-9.50	28.77	46.00	-17.23	QP

EUT	HUAWEI MediaPad T5	Model Name	AGS2-L03
Temperature	25°C	Relative Humidity	60%
Test Voltage	AC 120V/60Hz	Polarization	Horizontal
Test Mode	Adapter+Idle+Playing+Speaker		
Note	Adapter:BYD, USB Cable:FOXCONN, Z axis, IMEI:004401721233415		
Test Engineer	Trey Chen		



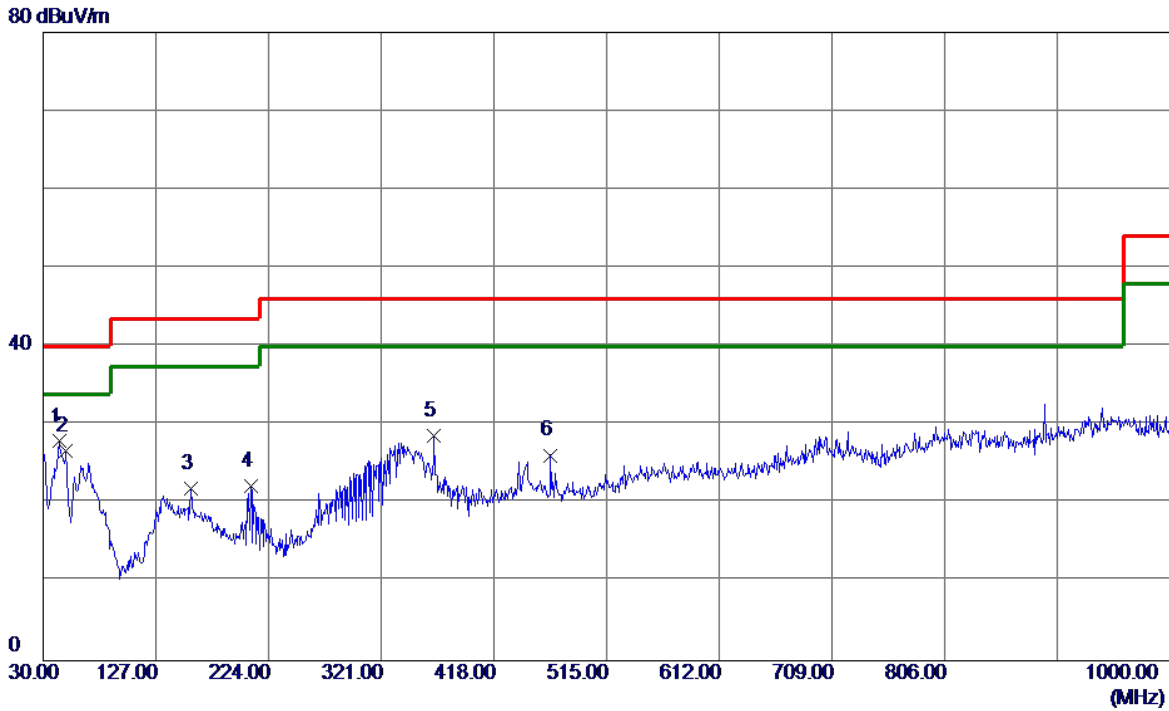
No.	Freq. MHz	Reading Level dBuV/m	Correct Factor dB	Measure ment dBuV/m	Limit dBuV/m	Margin dB	Detector
1 *	49.8849	44.29	-13.19	31.10	40.00	-8.90	QP
2	158.5250	38.60	-9.98	28.62	43.50	-14.88	QP
3	214.3000	45.58	-14.01	31.57	43.50	-11.93	QP
4	306.9350	35.27	-10.28	24.99	46.00	-21.01	QP
5	366.5900	37.91	-9.50	28.41	46.00	-17.59	QP
6	551.8600	29.83	-3.83	26.00	46.00	-20.00	QP

EUT	HUAWEI MediaPad T5	Model Name	AGS2-L03
Temperature	25°C	Relative Humidity	60%
Test Voltage	AC 120V/60Hz	Polarization	Vertical
Test Mode	Adapter+Idle+Playing+Speaker		
Note	Adapter:Huntkey, USB Cable:HONGLIN, X axis, IMEI:004401721233415		
Test Engineer	Trey Chen		



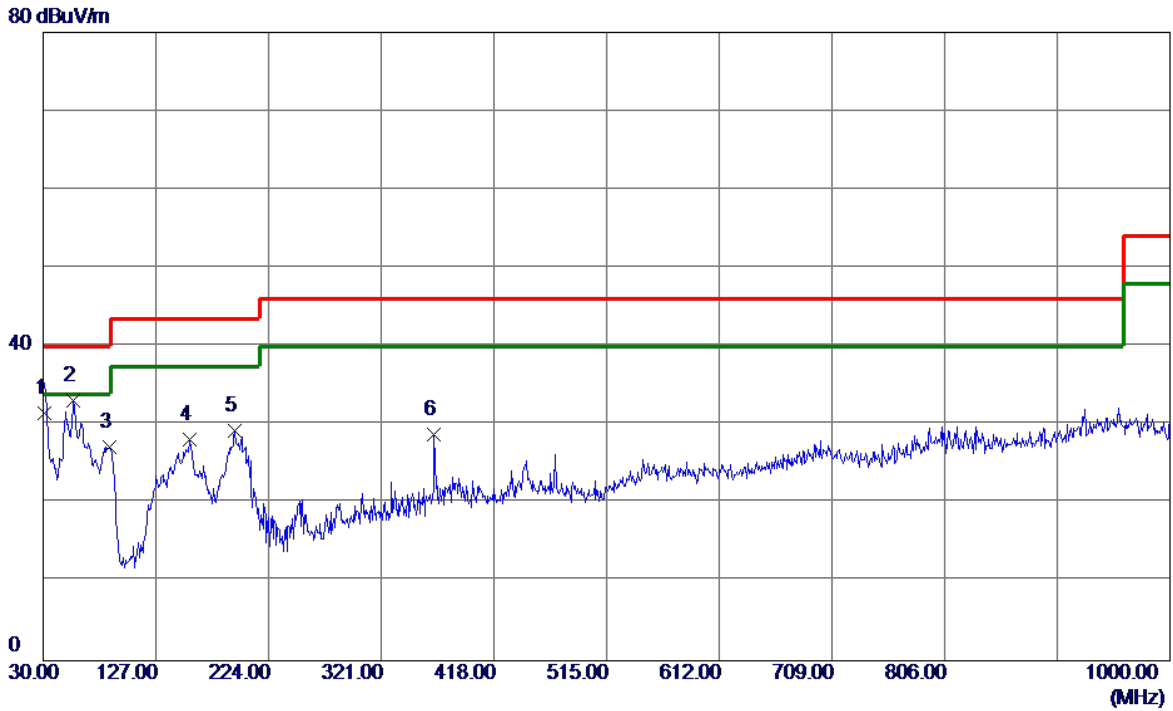
No.	Freq. MHz	Reading Level dBuV/m	Correct Factor dB	Measure ment dBuV/m	Limit dBuV/m	Margin dB	Detector
1 *	43.5800	45.66	-13.50	32.16	40.00	-7.84	QP
2	69.2850	45.30	-15.53	29.77	40.00	-10.23	QP
3	133.3049	37.77	-12.17	25.60	43.50	-17.90	QP
4	207.0250	40.96	-14.11	26.85	43.50	-16.65	QP
5	329.7300	34.48	-10.19	24.29	46.00	-21.71	QP
6	366.5900	38.02	-9.50	28.52	46.00	-17.48	QP

EUT	HUAWEI MediaPad T5	Model Name	AGS2-L03
Temperature	25°C	Relative Humidity	60%
Test Voltage	AC 120V/60Hz	Polarization	Horizontal
Test Mode	Adapter+Idle+Playing+Speaker		
Note	Adapter:Huntkey, USB Cable:HONGLIN, X axis, IMEI:004401721233415		
Test Engineer	Trey Chen		



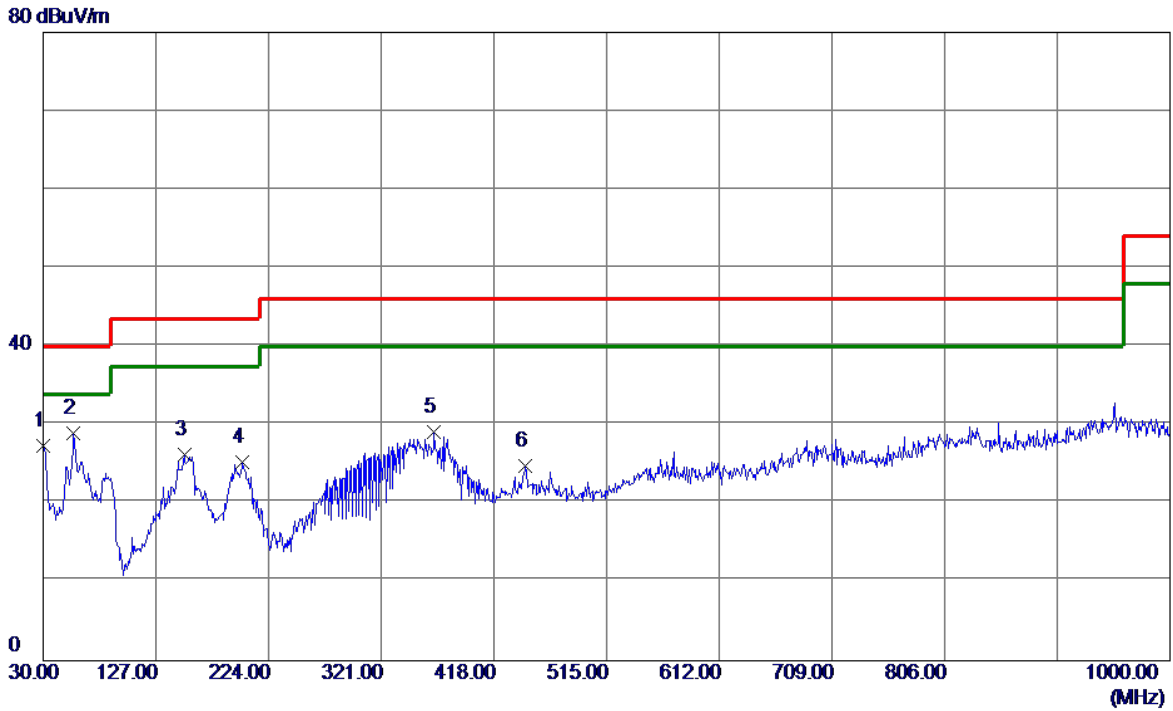
No.	Freq. MHz	Reading Level dBuV/m	Correct Factor dB	Measure ment dBuV/m	Limit dBuV/m	Margin dB	Detector
1 *	44.0650	41.46	-13.54	27.92	40.00	-12.08	QP
2	49.4000	39.89	-13.22	26.67	40.00	-13.33	QP
3	157.0700	31.96	-10.07	21.89	43.50	-21.61	QP
4	208.4800	36.43	-14.16	22.27	43.50	-21.23	QP
5	366.5900	38.09	-9.50	28.59	46.00	-17.41	QP
6	466.5000	32.47	-6.31	26.16	46.00	-19.84	QP

EUT	HUAWEI MediaPad T5	Model Name	AGS2-L03
Temperature	25°C	Relative Humidity	60%
Test Voltage	AC 120V/60Hz	Polarization	Vertical
Test Mode	Adapter+Idle+Playing+Speaker		
Note	Adapter:Phitek, USB Cable:Luxshare, X axis, IMEI:004401721233415		
Test Engineer	Trey Chen		



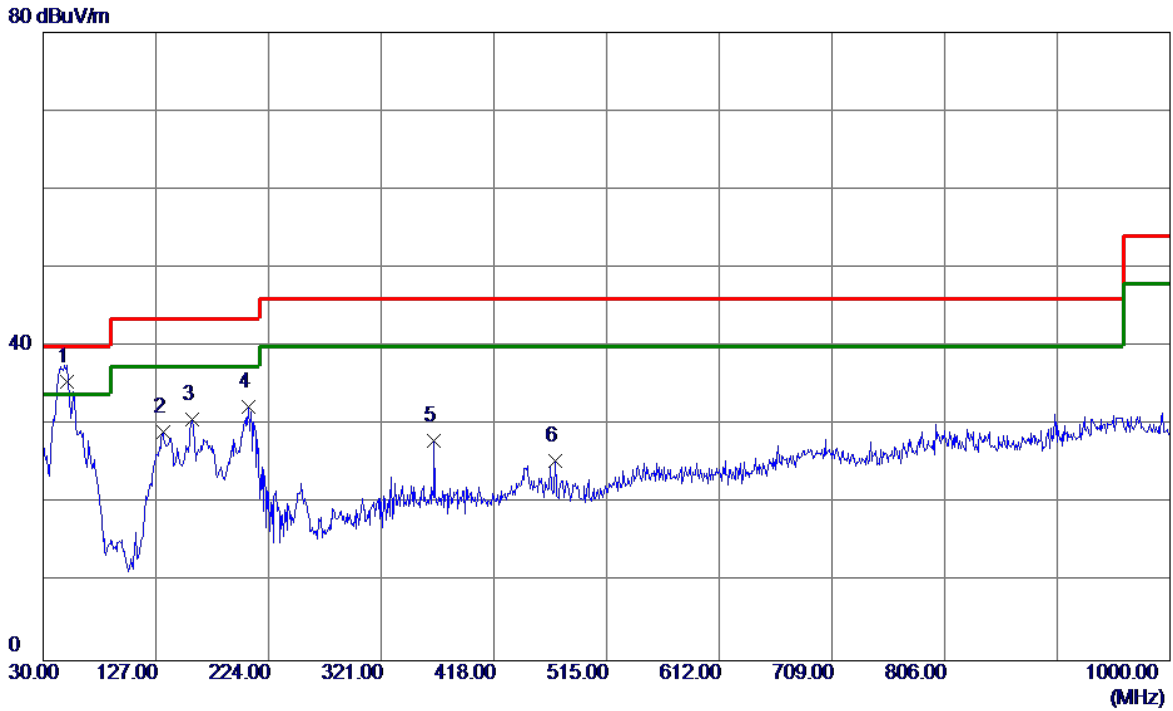
No.	Freq. MHz	Reading Level dBuV/m	Correct Factor dB	Measure ment dBuV/m	Limit dBuV/m	Margin dB	Detector
1	31.4550	45.01	-13.50	31.51	40.00	-8.49	QP
2 *	56.1900	46.77	-13.66	33.11	40.00	-6.89	QP
3	86.7450	45.13	-17.92	27.21	40.00	-12.79	QP
4	155.6150	38.26	-10.17	28.09	43.50	-15.41	QP
5	195.3850	42.51	-13.29	29.22	43.50	-14.28	QP
6	366.5900	38.25	-9.50	28.75	46.00	-17.25	QP

EUT	HUAWEI MediaPad T5	Model Name	AGS2-L03
Temperature	25°C	Relative Humidity	60%
Test Voltage	AC 120V/60Hz	Polarization	Horizontal
Test Mode	Adapter+Idle+Playing+Speaker		
Note	Adapter:Phitek, USB Cable:Luxshare, X axis, IMEI:004401721233415		
Test Engineer	Trey Chen		



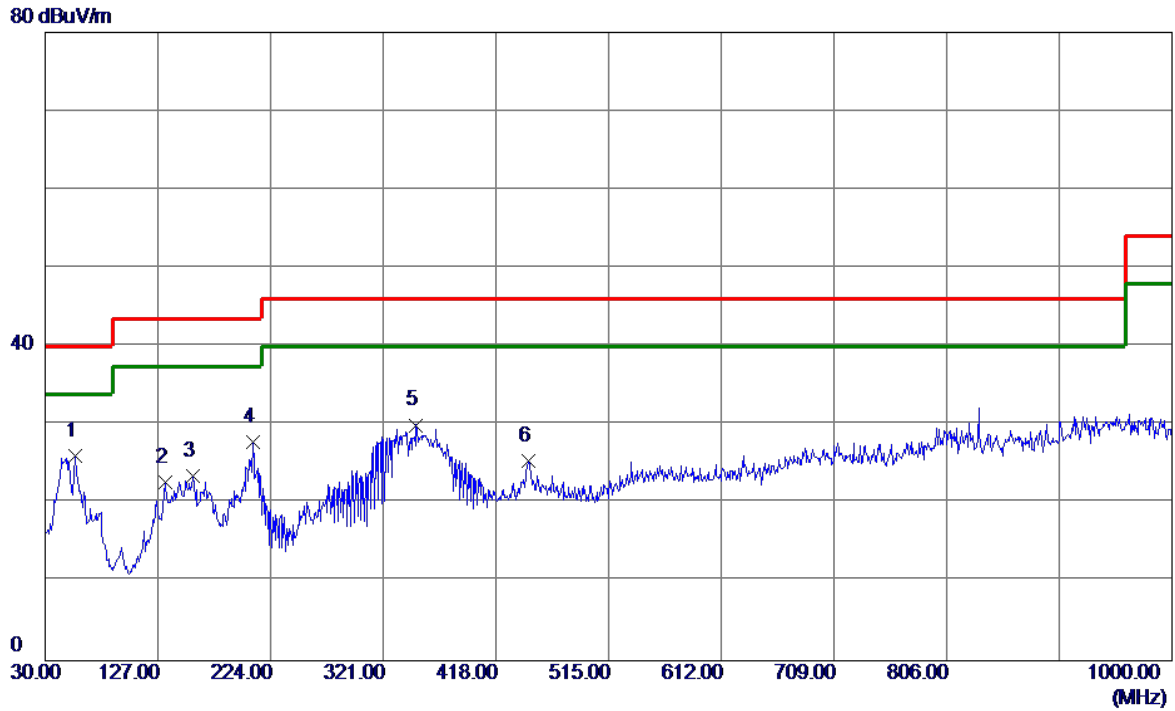
No.	Freq. MHz	Reading Level dBuV/m	Correct Factor dB	Measure ment dBuV/m	Limit dBuV/m	Margin dB	Detector
1	30.0000	40.70	-13.37	27.33	40.00	-12.67	QP
2 *	56.1900	42.55	-13.66	28.89	40.00	-11.11	QP
3	151.7350	36.68	-10.42	26.26	43.50	-17.24	QP
4	201.6900	39.17	-13.92	25.25	43.50	-18.25	QP
5	366.5900	38.56	-9.50	29.06	46.00	-16.94	QP
6	445.1600	31.04	-6.20	24.84	46.00	-21.16	QP

EUT	HUAWEI MediaPad T5	Model Name	AGS2-L03
Temperature	25°C	Relative Humidity	60%
Test Voltage	AC 120V/60Hz	Polarization	Vertical
Test Mode	Adapter+Idle+Playing+Earphone		
Note	Adapter:BYD, USB Cable:FOXCONN, X axis, IMEI:004401721233415		
Test Engineer	Trey Chen		



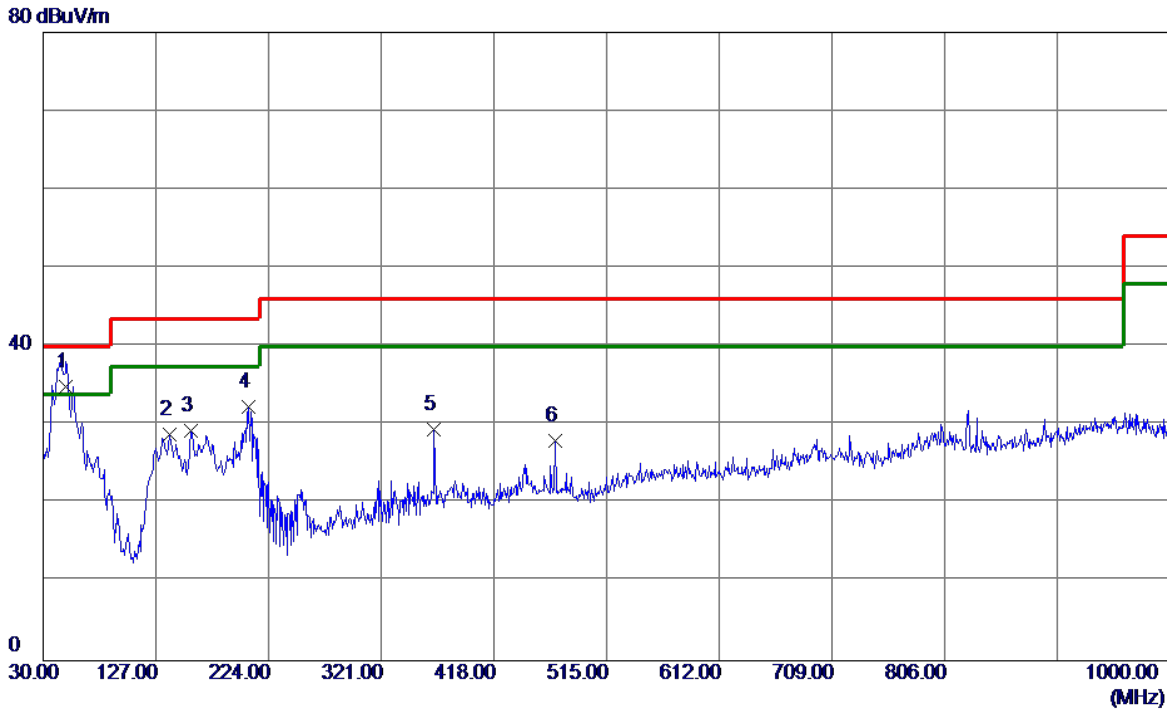
No.	Freq. MHz	Reading Level dBuV/m	Correct Factor dB	Measure ment dBuV/m	Limit dBuV/m	Margin dB	Detector
1 *	50.3700	48.78	-13.23	35.55	40.00	-4.45	QP
2	133.3049	41.23	-12.17	29.06	43.50	-14.44	QP
3	158.0399	40.76	-10.01	30.75	43.50	-12.75	QP
4	207.0250	46.39	-14.11	32.28	43.50	-11.22	QP
5	366.5900	37.45	-9.50	27.95	46.00	-18.05	QP
6	470.3800	31.77	-6.38	25.39	46.00	-20.61	QP

EUT	HUAWEI MediaPad T5	Model Name	AGS2-L03
Temperature	25°C	Relative Humidity	60%
Test Voltage	AC 120V/60Hz	Polarization	Horizontal
Test Mode	Adapter+Idle+Playing+Earphone		
Note	Adapter:BYD, USB Cable:FOXCONN, X axis, IMEI:004401721233415		
Test Engineer	Trey Chen		



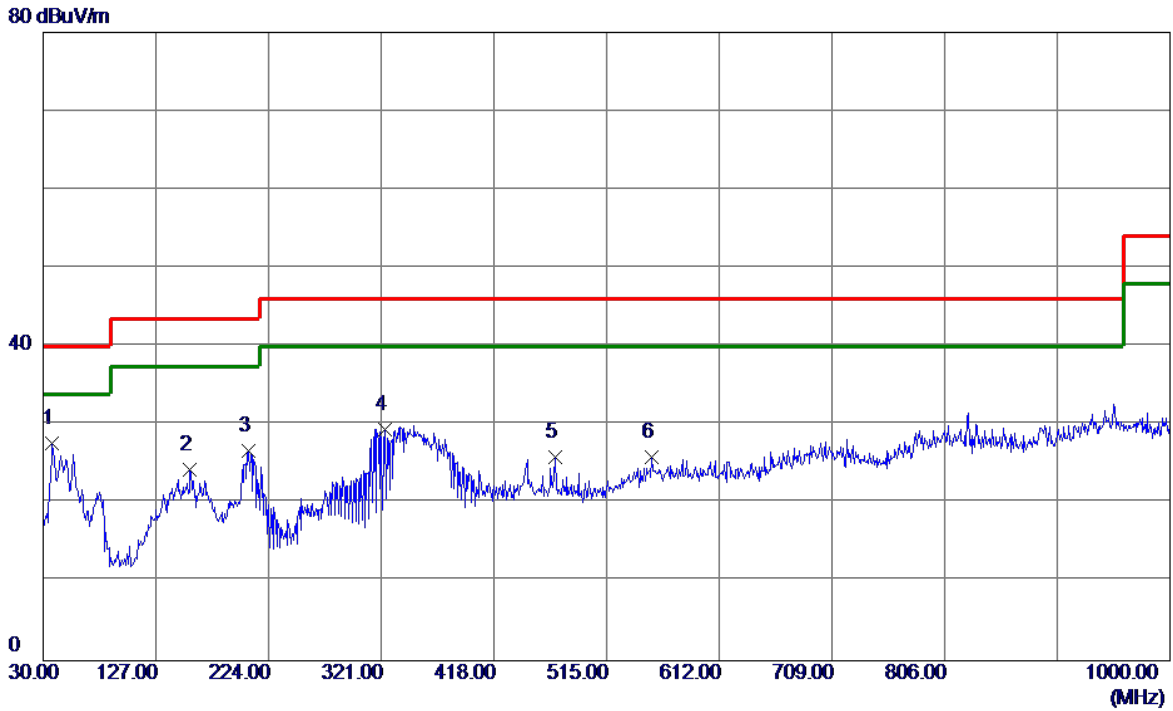
No.	Freq. MHz	Reading Level dBuV/m	Correct Factor dB	Measure ment dBuV/m	Limit dBuV/m	Margin dB	Detector
1 *	55.7050	39.76	-13.63	26.13	40.00	-13.87	QP
2	133.3049	34.91	-12.17	22.74	43.50	-20.76	QP
3	157.0700	33.58	-10.07	23.51	43.50	-19.99	QP
4	208.4800	41.95	-14.16	27.79	43.50	-15.71	QP
5	349.1300	40.11	-10.11	30.00	46.00	-16.00	QP
6	445.6450	31.68	-6.18	25.50	46.00	-20.50	QP

EUT	HUAWEI MediaPad T5	Model Name	AGS2-L03
Temperature	25°C	Relative Humidity	60%
Test Voltage	AC 120V/60Hz	Polarization	Vertical
Test Mode	Adapter+Idle+2.4G WIFI+BT+GPS+Camera on(Front)		
Note	Adapter:BYD, USB Cable:FOXCONN, X axis, IMEI:004401721233415		
Test Engineer	Trey Chen		



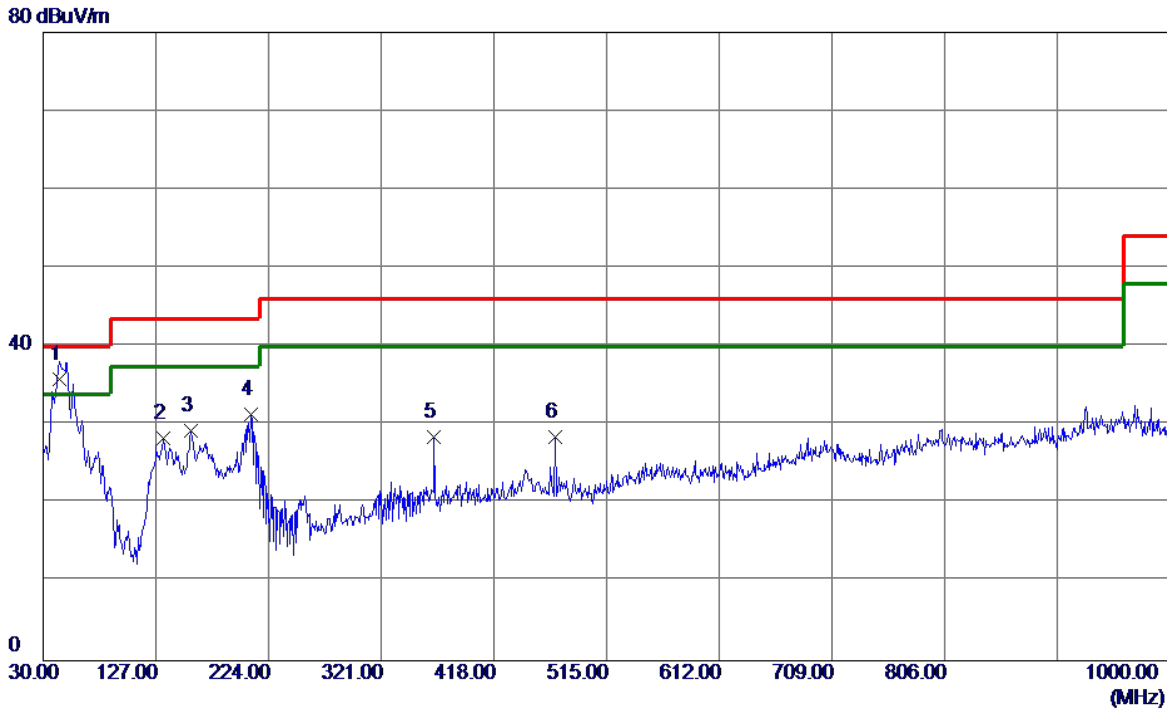
No.	Freq. MHz	Reading Level dBuV/m	Correct Factor dB	Measure ment dBuV/m	Limit dBuV/m	Margin dB	Detector
1 *	49.8849	48.04	-13.19	34.85	40.00	-5.15	QP
2	139.1250	40.15	-11.32	28.83	43.50	-14.67	QP
3	157.5549	39.31	-10.04	29.27	43.50	-14.23	QP
4	207.0250	46.42	-14.11	32.31	43.50	-11.19	QP
5	366.5900	38.90	-9.50	29.40	46.00	-16.60	QP
6	470.3800	34.31	-6.38	27.93	46.00	-18.07	QP

EUT	HUAWEI MediaPad T5	Model Name	AGS2-L03
Temperature	25°C	Relative Humidity	60%
Test Voltage	AC 120V/60Hz	Polarization	Horizontal
Test Mode	Adapter+Idle+2.4G WIFI+BT+GPS+Camera on(Front)		
Note	Adapter:BYD, USB Cable:FOXCONN, X axis, IMEI:004401721233415		
Test Engineer	Trey Chen		



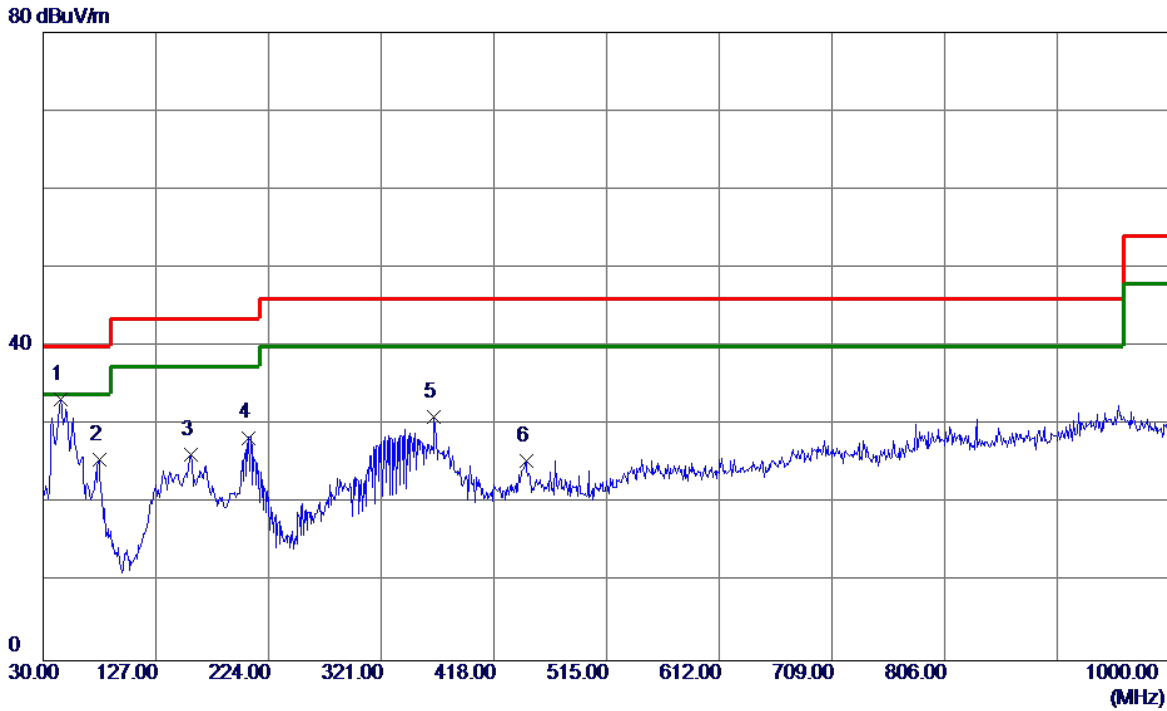
No.	Freq. MHz	Reading Level dBuV/m	Correct Factor dB	Measure ment dBuV/m	Limit dBuV/m	Margin dB	Detector
1 *	37.7599	41.00	-13.30	27.70	40.00	-12.30	QP
2	156.5850	34.48	-10.11	24.37	43.50	-19.13	QP
3	207.0250	40.84	-14.11	26.73	43.50	-16.77	QP
4	324.3950	39.67	-10.21	29.46	46.00	-16.54	QP
5	470.3800	32.27	-6.38	25.89	46.00	-20.11	QP
6	554.2849	29.76	-3.83	25.93	46.00	-20.07	QP

EUT	HUAWEI MediaPad T5	Model Name	AGS2-L03
Temperature	25°C	Relative Humidity	60%
Test Voltage	AC 120V/60Hz	Polarization	Vertical
Test Mode	Adapter+Idle+5G WIFI+BT+GPS+Camera on(Rear)		
Note	Adapter:BYD, USB Cable:FOXCONN, X axis, IMEI:004401721233415		
Test Engineer	Trey Chen		



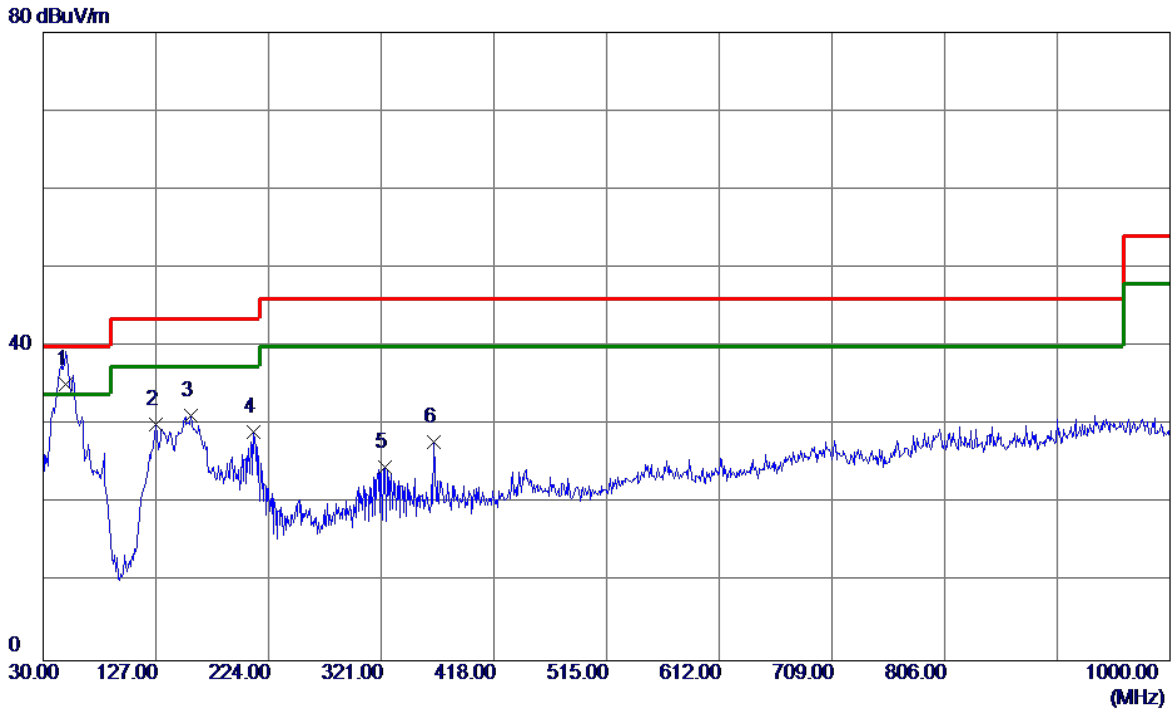
No.	Freq. MHz	Reading Level dBuV/m	Correct Factor dB	Measure ment dBuV/m	Limit dBuV/m	Margin dB	Detector
1 *	43.5800	49.28	-13.50	35.78	40.00	-4.22	QP
2	133.3049	40.54	-12.17	28.37	43.50	-15.13	QP
3	157.5549	39.34	-10.04	29.30	43.50	-14.20	QP
4	208.4800	45.55	-14.16	31.39	43.50	-12.11	QP
5	366.5900	37.92	-9.50	28.42	46.00	-17.58	QP
6	470.3800	34.79	-6.38	28.41	46.00	-17.59	QP

EUT	HUAWEI MediaPad T5	Model Name	AGS2-L03
Temperature	25°C	Relative Humidity	60%
Test Voltage	AC 120V/60Hz	Polarization	Horizontal
Test Mode	Adapter+Idle+5G WIFI+BT+GPS+Camera on(Rear)		
Note	Adapter:BYD, USB Cable:FOXCONN, X axis, IMEI:004401721233415		
Test Engineer	Trey Chen		



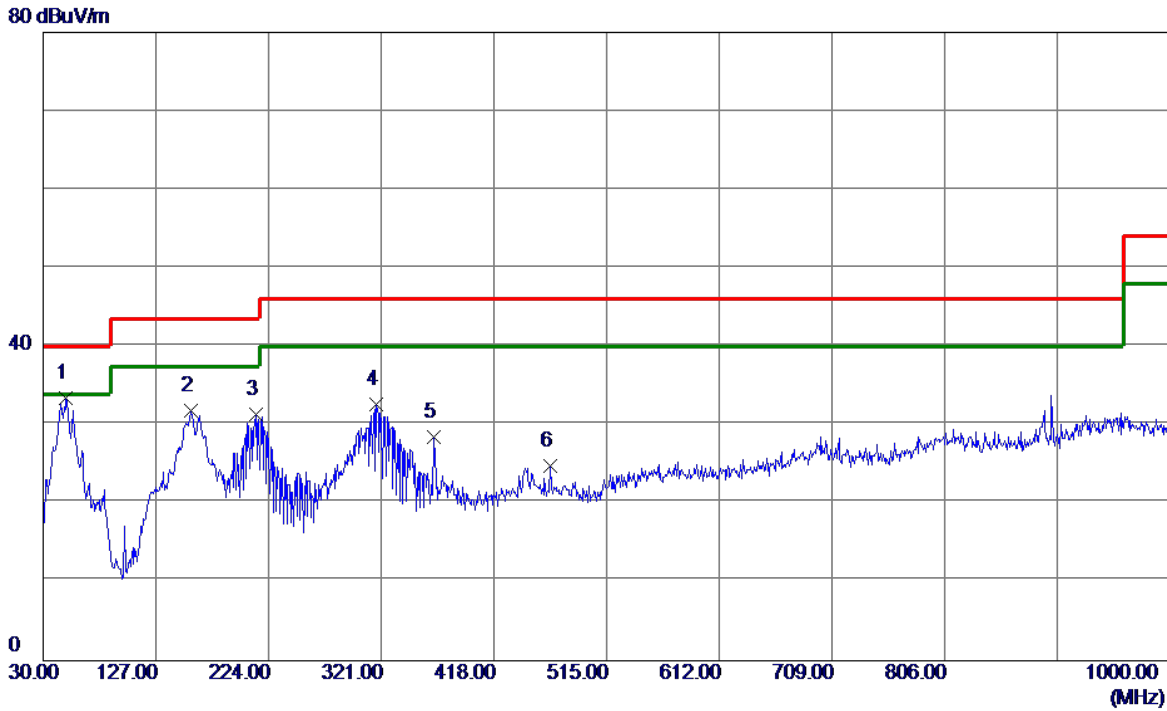
No.	Freq. MHz	Reading Level dBuV/m	Correct Factor dB	Measure ment dBuV/m	Limit dBuV/m	Margin dB	Detector
1 *	45.0350	46.83	-13.58	33.25	40.00	-6.75	QP
2	78.0150	43.00	-17.46	25.54	40.00	-14.46	QP
3	157.0700	36.32	-10.07	26.25	43.50	-17.25	QP
4	207.0250	42.51	-14.11	28.40	43.50	-15.10	QP
5	366.5900	40.48	-9.50	30.98	46.00	-15.02	QP
6	445.6450	31.65	-6.18	25.47	46.00	-20.53	QP

EUT	HUAWEI MediaPad T5	Model Name	AGS2-L03
Temperature	25°C	Relative Humidity	60%
Test Voltage	AC 120V/60Hz	Polarization	Vertical
Test Mode	Adapter+Traffic(GSM)		
Note	Adapter:BYD, USB Cable:FOXCONN, X axis, IMEI:004401721233415		
Test Engineer	Trey Chen		



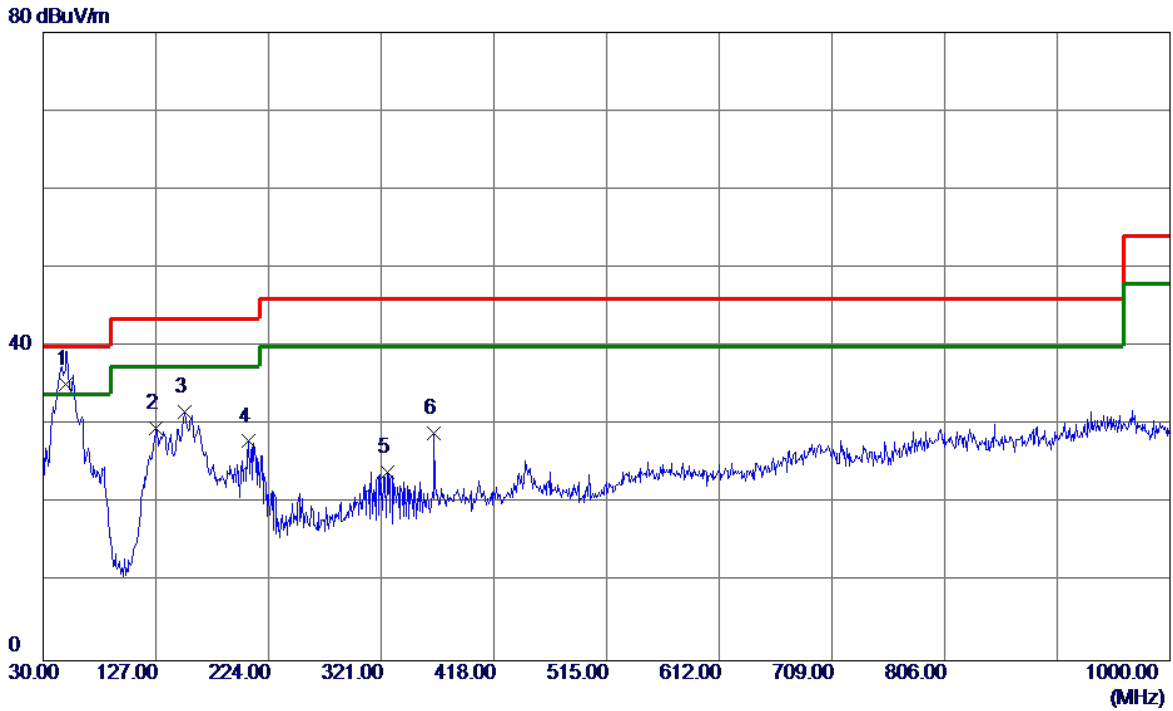
No.	Freq. MHz	Reading Level dBuV/m	Correct Factor dB	Measure ment dBuV/m	Limit dBuV/m	Margin dB	Detector
1 *	49.8849	48.46	-13.19	35.27	40.00	-4.73	QP
2	127.0000	43.30	-13.24	30.06	43.50	-13.44	QP
3	157.0700	41.20	-10.07	31.13	43.50	-12.37	QP
4	211.3900	43.34	-14.15	29.19	43.50	-14.31	QP
5	324.3950	34.92	-10.21	24.71	46.00	-21.29	QP
6	366.5900	37.39	-9.50	27.89	46.00	-18.11	QP

EUT	HUAWEI MediaPad T5	Model Name	AGS2-L03
Temperature	25°C	Relative Humidity	60%
Test Voltage	AC 120V/60Hz	Polarization	Horizontal
Test Mode	Adapter+Traffic(GSM)		
Note	Adapter:BYD, USB Cable:FOXCONN, X axis, IMEI:004401721233415		
Test Engineer	Trey Chen		



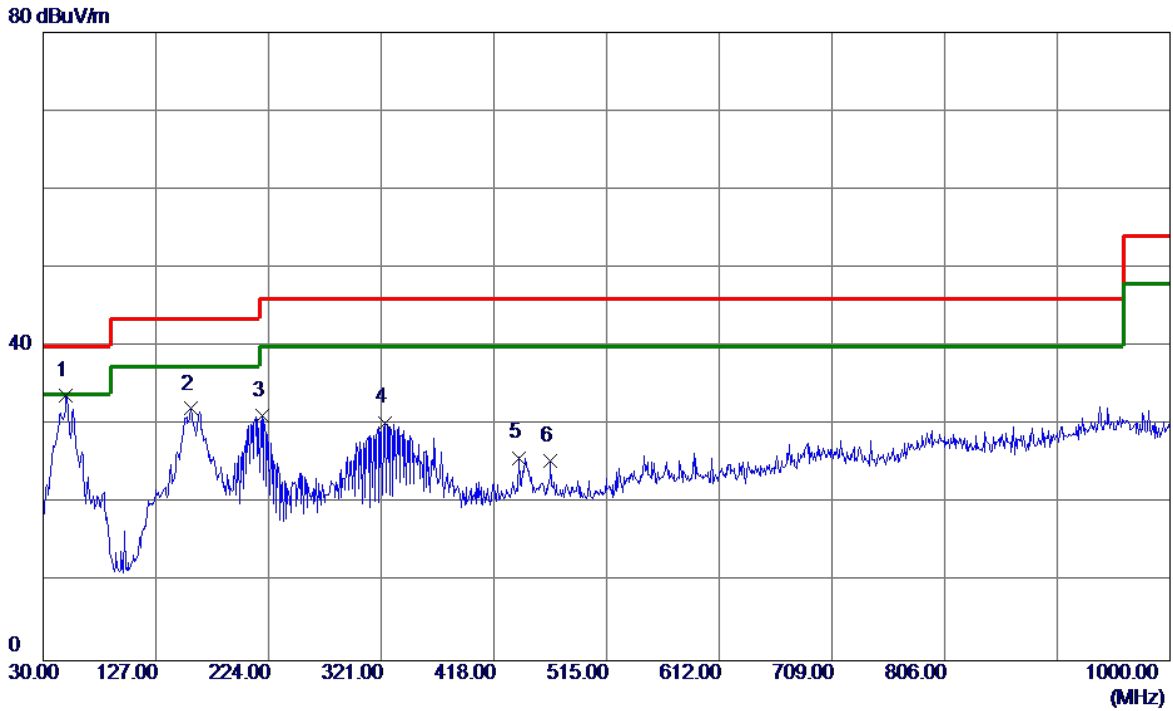
No.	Freq. MHz	Reading Level dBuV/m	Correct Factor dB	Measure ment dBuV/m	Limit dBuV/m	Margin dB	Detector
1 *	49.8849	46.67	-13.19	33.48	40.00	-6.52	QP
2	157.0700	41.89	-10.07	31.82	43.50	-11.68	QP
3	212.8450	45.38	-14.08	31.30	43.50	-12.20	QP
4	317.1200	42.94	-10.24	32.70	46.00	-13.30	QP
5	366.5900	38.04	-9.50	28.54	46.00	-17.46	QP
6	466.5000	31.13	-6.31	24.82	46.00	-21.18	QP

EUT	HUAWEI MediaPad T5	Model Name	AGS2-L03
Temperature	25°C	Relative Humidity	60%
Test Voltage	AC 120V/60Hz	Polarization	Vertical
Test Mode	Adapter+Traffic(WCDMA)		
Note	Adapter:BYD, USB Cable:FOXCONN, X axis, IMEI:004401721233415		
Test Engineer	Trey Chen		



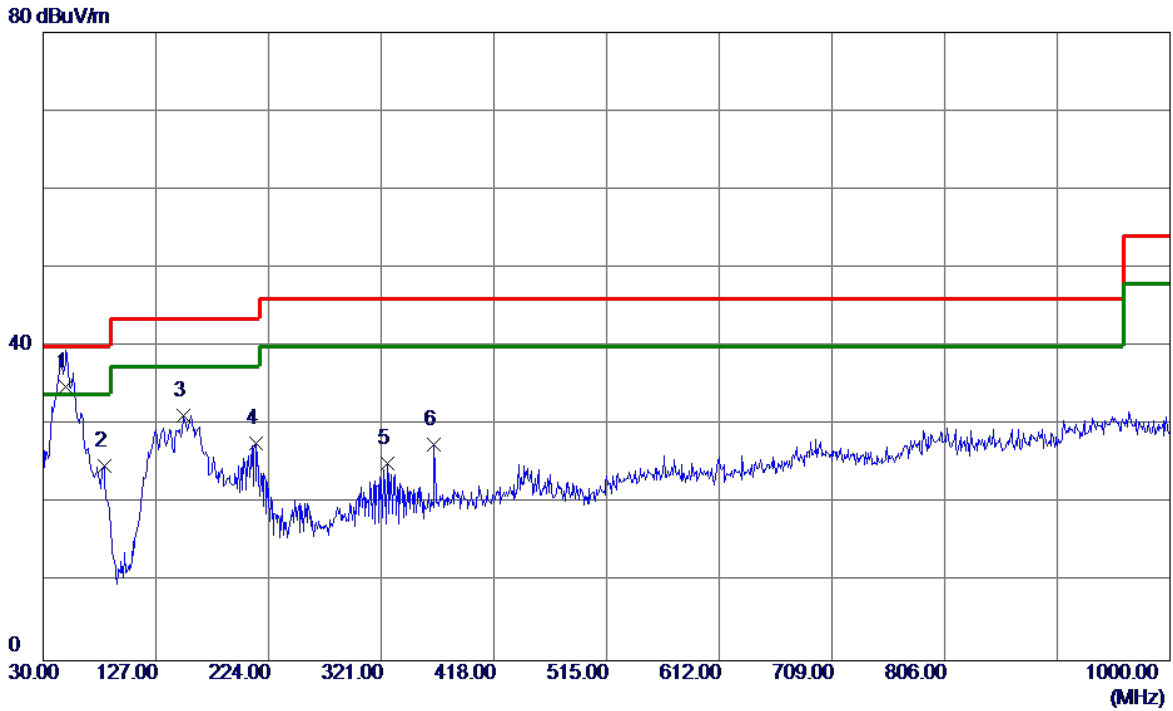
No.	Freq. MHz	Reading Level dBuV/m	Correct Factor dB	Measure ment dBuV/m	Limit dBuV/m	Margin dB	Detector
1 *	49.4000	48.40	-13.22	35.18	40.00	-4.82	QP
2	126.5150	42.94	-13.33	29.61	43.50	-13.89	QP
3	152.2200	42.01	-10.39	31.62	43.50	-11.88	QP
4	207.0250	42.03	-14.11	27.92	43.50	-15.58	QP
5	325.8500	34.17	-10.20	23.97	46.00	-22.03	QP
6	366.5900	38.40	-9.50	28.90	46.00	-17.10	QP

EUT	HUAWEI MediaPad T5	Model Name	AGS2-L03
Temperature	25°C	Relative Humidity	60%
Test Voltage	AC 120V/60Hz	Polarization	Horizontal
Test Mode	Adapter+Traffic(WCDMA)		
Note	Adapter:BYD, USB Cable:FOXCONN, X axis, IMEI:004401721233415		
Test Engineer	Trey Chen		



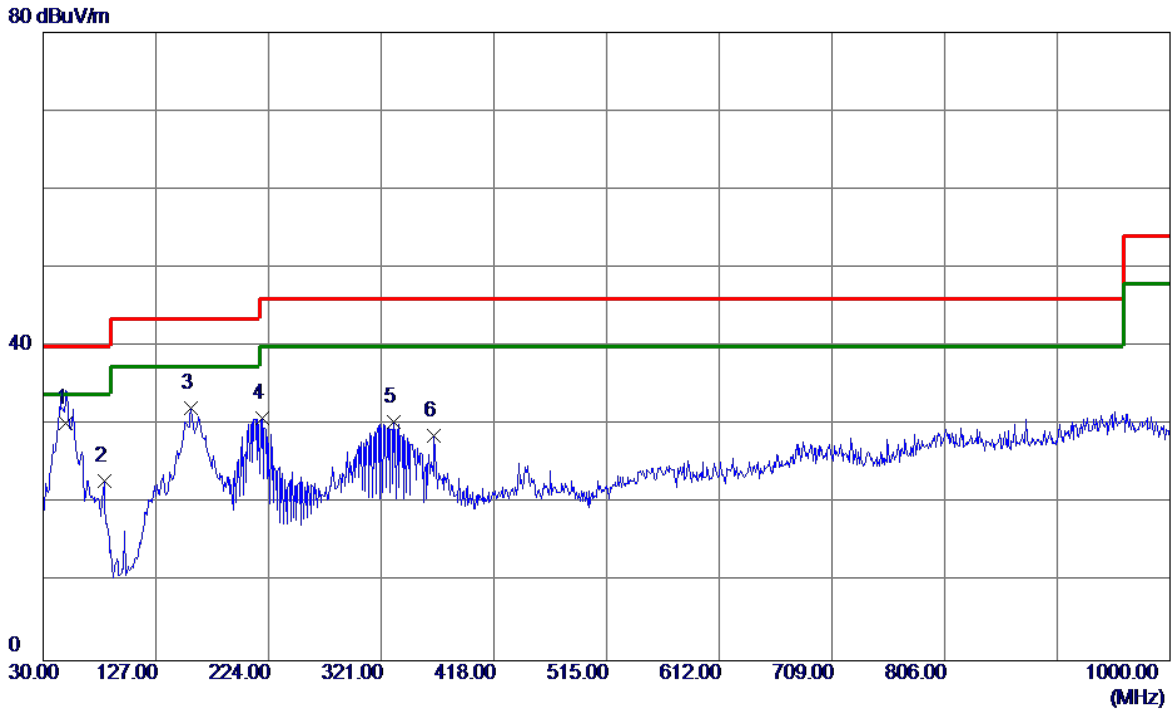
No.	Freq. MHz	Reading Level dBuV/m	Correct Factor dB	Measure ment dBuV/m	Limit dBuV/m	Margin dB	Detector
1 *	49.8849	46.93	-13.19	33.74	40.00	-6.26	QP
2	157.0700	42.15	-10.07	32.08	43.50	-11.42	QP
3	218.6650	45.01	-13.81	31.20	46.00	-14.80	QP
4	324.3950	40.53	-10.21	30.32	46.00	-15.68	QP
5	439.8250	32.29	-6.45	25.84	46.00	-20.16	QP
6	466.5000	31.71	-6.31	25.40	46.00	-20.60	QP

EUT	HUAWEI MediaPad T5	Model Name	AGS2-L03
Temperature	25°C	Relative Humidity	60%
Test Voltage	AC 120V/60Hz	Polarization	Vertical
Test Mode	Adapter+Traffic(LTE)		
Note	Adapter:BYD, USB Cable:FOXCONN, X axis, IMEI:004401721233415		
Test Engineer	Trey Chen		



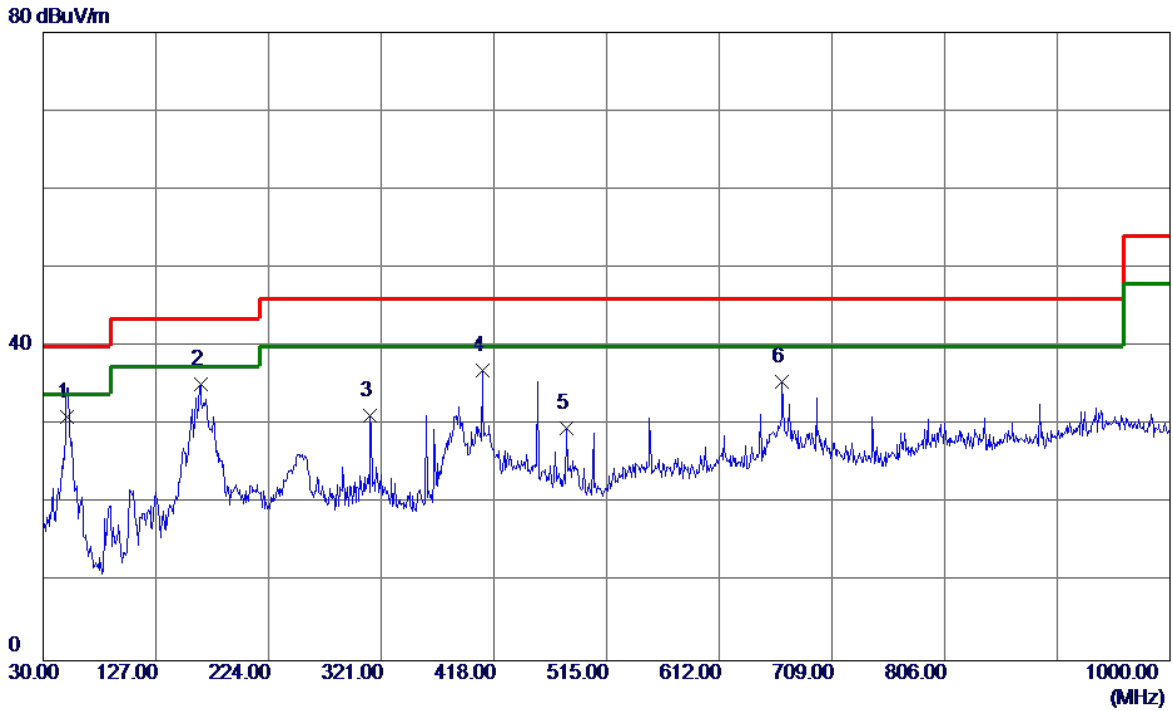
No.	Freq. MHz	Reading Level dBuV/m	Correct Factor dB	Measure ment dBuV/m	Limit dBuV/m	Margin dB	Detector
1 *	49.4000	48.12	-13.22	34.90	40.00	-5.10	QP
2	82.3800	42.76	-17.90	24.86	40.00	-15.14	QP
3	150.7650	41.64	-10.49	31.15	43.50	-12.35	QP
4	212.8450	41.70	-14.08	27.62	43.50	-15.88	QP
5	325.8500	35.31	-10.20	25.11	46.00	-20.89	QP
6	366.5900	37.09	-9.50	27.59	46.00	-18.41	QP

EUT	HUAWEI MediaPad T5	Model Name	AGS2-L03
Temperature	25°C	Relative Humidity	60%
Test Voltage	AC 120V/60Hz	Polarization	Horizontal
Test Mode	Adapter+Traffic(LTE)		
Note	Adapter:BYD, USB Cable:FOXCONN, X axis, IMEI:004401721233415		
Test Engineer	Trey Chen		



No.	Freq. MHz	Reading Level dBuV/m	Correct Factor dB	Measure ment dBuV/m	Limit dBuV/m	Margin dB	Detector
1 *	49.8849	43.43	-13.19	30.24	40.00	-9.76	QP
2	82.3800	40.73	-17.90	22.83	40.00	-17.17	QP
3	157.5549	42.15	-10.04	32.11	43.50	-11.39	QP
4	218.6650	44.71	-13.81	30.90	46.00	-15.10	QP
5	331.6700	40.53	-10.18	30.35	46.00	-15.65	QP
6	366.5900	38.12	-9.50	28.62	46.00	-17.38	QP

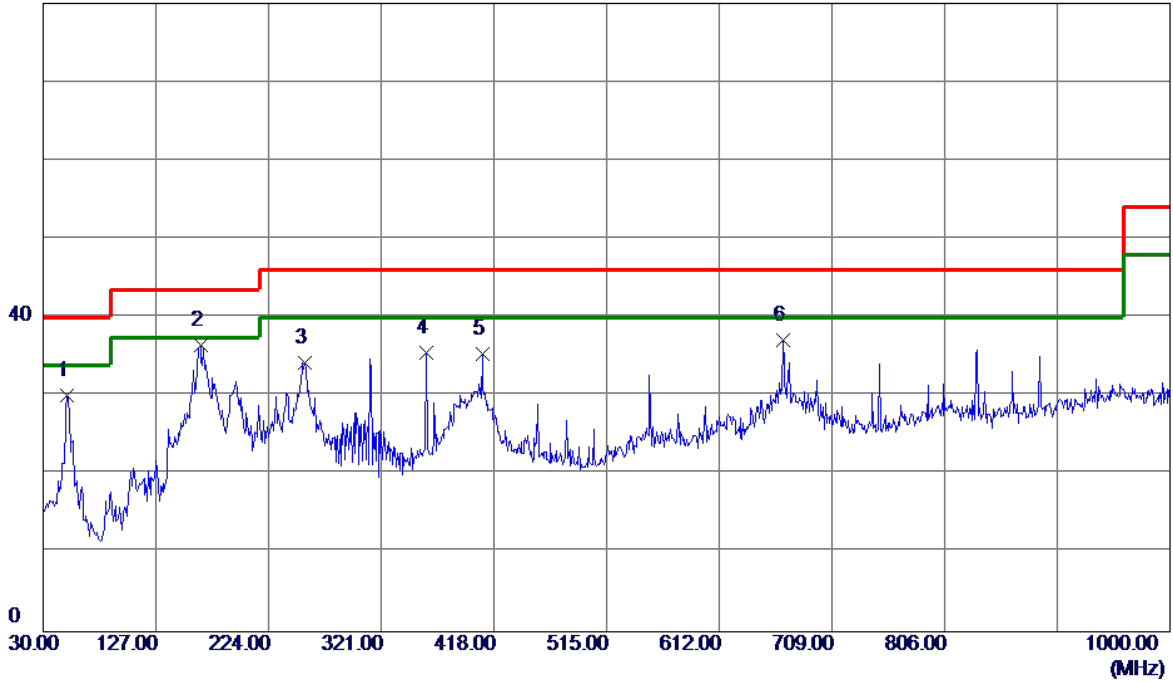
EUT	HUAWEI MediaPad T5	Model Name	AGS2-L03
Temperature	25°C	Relative Humidity	60%
Test Voltage	AC 120V/60Hz	Polarization	Vertical
Test Mode	USB Copy+Idle		
Note	USB Cable:FOXCONN, X axis, IMEI:004401721233415		
Test Engineer	Trey Chen		



No.	Freq. MHz	Reading Level dBuV/m	Correct Factor dB	Measure ment dBuV/m	Limit dBuV/m	Margin dB	Detector
1	50.8550	44.30	-13.30	31.00	40.00	-9.00	QP
2 *	165.3150	45.44	-10.28	35.16	43.50	-8.34	QP
3	311.7850	41.44	-10.26	31.18	46.00	-14.82	QP
4	407.8150	44.83	-7.93	36.90	46.00	-9.10	QP
5	480.0800	36.21	-6.57	29.64	46.00	-16.36	QP
6	666.3200	37.64	-2.16	35.48	46.00	-10.52	QP

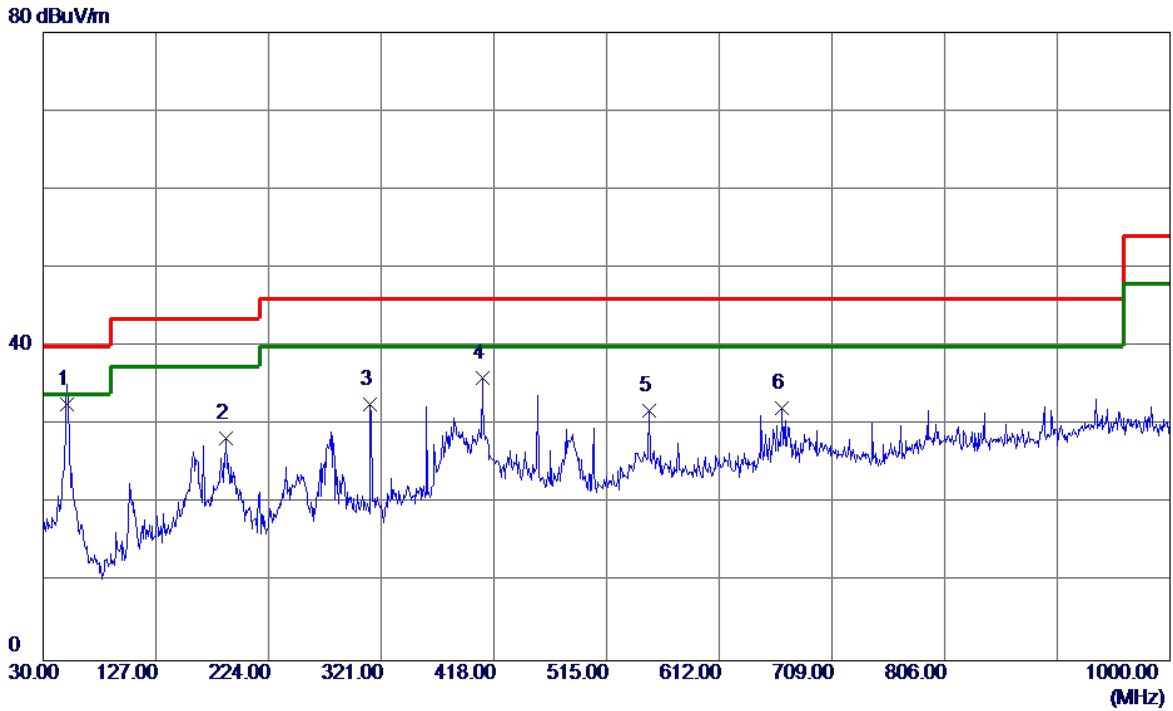
EUT	HUAWEI MediaPad T5	Model Name	AGS2-L03
Temperature	25°C	Relative Humidity	60%
Test Voltage	AC 120V/60Hz	Polarization	Horizontal
Test Mode	USB Copy+Idle		
Note	USB Cable:FOXCONN, X axis, IMEI:004401721233415		
Test Engineer	Trey Chen		

80 dBuV/m



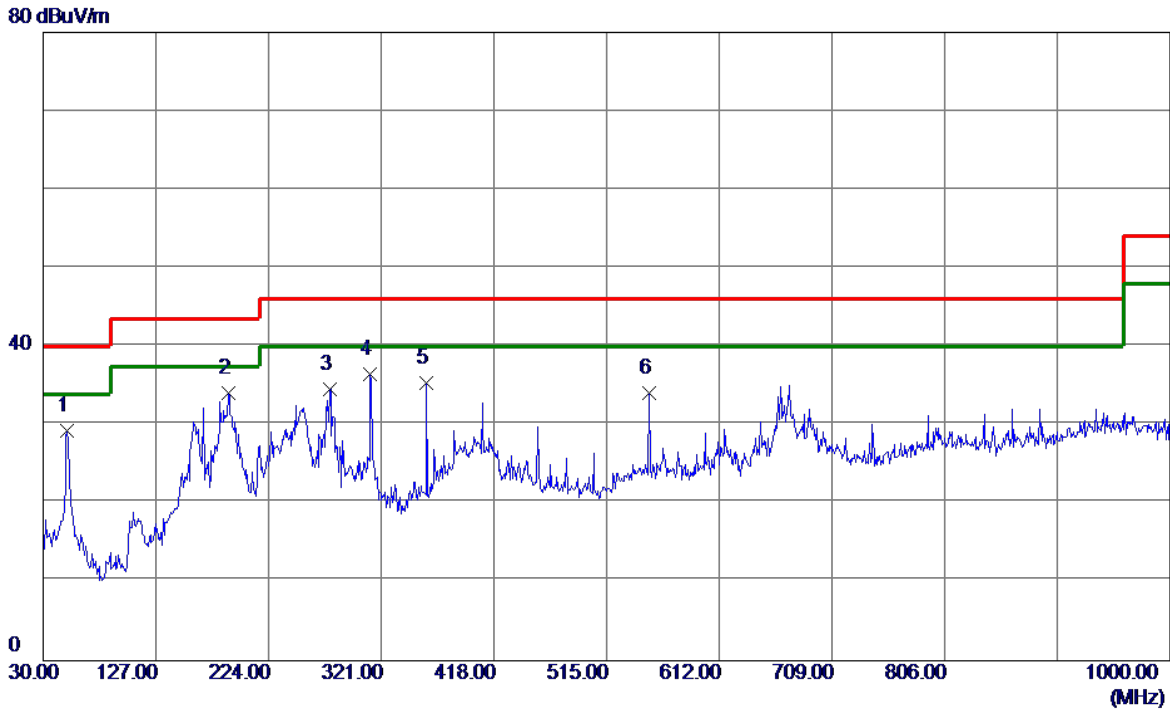
No.	Freq. MHz	Reading Level dBuV/m	Correct Factor dB	Measure ment dBuV/m	Limit dBuV/m	Margin dB	Detector
1	50.8550	43.34	-13.30	30.04	40.00	-9.96	QP
2 *	165.3150	46.82	-10.28	36.54	43.50	-6.96	QP
3	255.0400	47.47	-13.21	34.26	46.00	-11.74	QP
4	359.8000	45.30	-9.75	35.55	46.00	-10.45	QP
5	407.8150	43.34	-7.93	35.41	46.00	-10.59	QP
6	666.8050	39.32	-2.13	37.19	46.00	-8.81	QP

EUT	HUAWEI MediaPad T5	Model Name	AGS2-L03
Temperature	25°C	Relative Humidity	60%
Test Voltage	AC 120V/60Hz	Polarization	Vertical
Test Mode	USB Copy+Idle		
Note	USB Cable:HONGLIN, X axis, IMEI:004401721233415		
Test Engineer	Trey Chen		



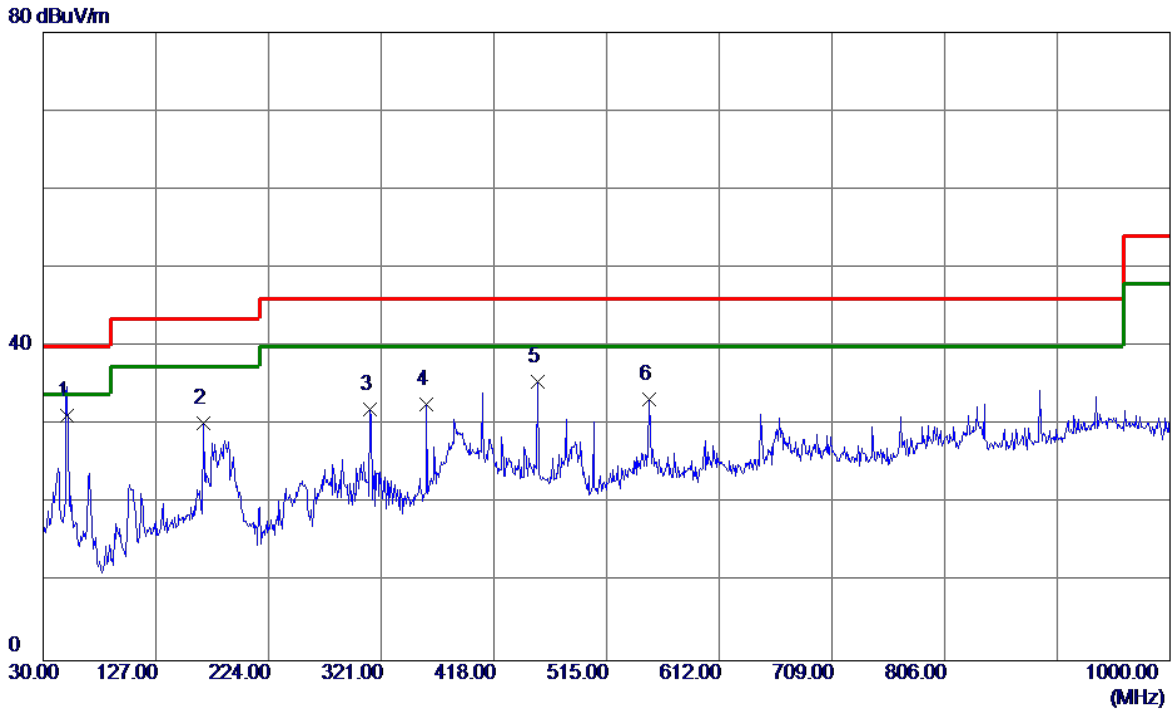
No.	Freq. MHz	Reading Level dBuV/m	Correct Factor dB	Measure ment dBuV/m	Limit dBuV/m	Margin dB	Detector
1 *	50.8550	45.98	-13.30	32.68	40.00	-7.32	QP
2	187.1400	40.65	-12.32	28.33	43.50	-15.17	QP
3	311.7850	42.92	-10.26	32.66	46.00	-13.34	QP
4	407.8150	43.89	-7.93	35.96	46.00	-10.04	QP
5	551.8600	35.65	-3.83	31.82	46.00	-14.18	QP
6	666.3200	34.31	-2.16	32.15	46.00	-13.85	QP

EUT	HUAWEI MediaPad T5	Model Name	AGS2-L03
Temperature	25°C	Relative Humidity	60%
Test Voltage	AC 120V/60Hz	Polarization	Horizontal
Test Mode	USB Copy+Idle		
Note	USB Cable:HONGLIN, X axis, IMEI:004401721233415		
Test Engineer	Trey Chen		



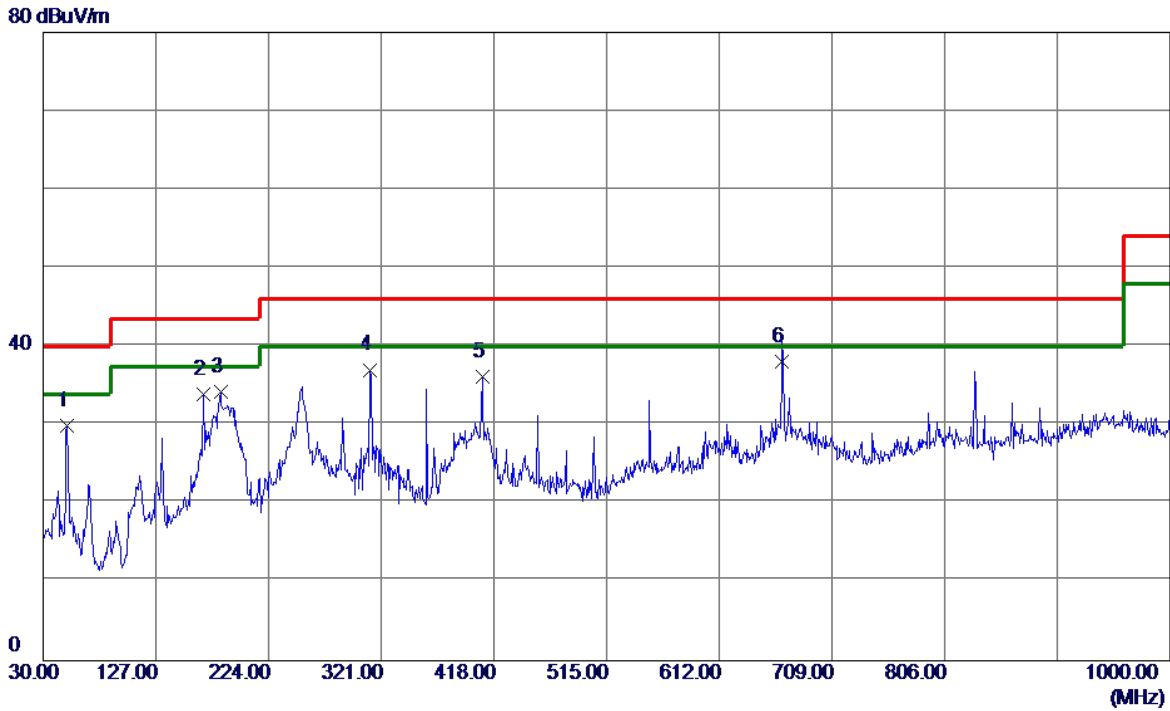
No.	Freq. MHz	Reading Level dBuV/m	Correct Factor dB	Measure ment dBuV/m	Limit dBuV/m	Margin dB	Detector
1	50.3700	42.57	-13.23	29.34	40.00	-10.66	QP
2 *	189.5650	46.69	-12.57	34.12	43.50	-9.38	QP
3	276.3800	45.74	-11.14	34.60	46.00	-11.40	QP
4	311.7850	46.75	-10.26	36.49	46.00	-9.51	QP
5	359.8000	45.08	-9.75	35.33	46.00	-10.67	QP
6	551.8600	37.95	-3.83	34.12	46.00	-11.88	QP

EUT	HUAWEI MediaPad T5	Model Name	AGS2-L03
Temperature	25°C	Relative Humidity	60%
Test Voltage	AC 120V/60Hz	Polarization	Vertical
Test Mode	USB Copy+Idle		
Note	USB Cable:Luxshare, X axis, IMEI:004401721233415		
Test Engineer	Trey Chen		



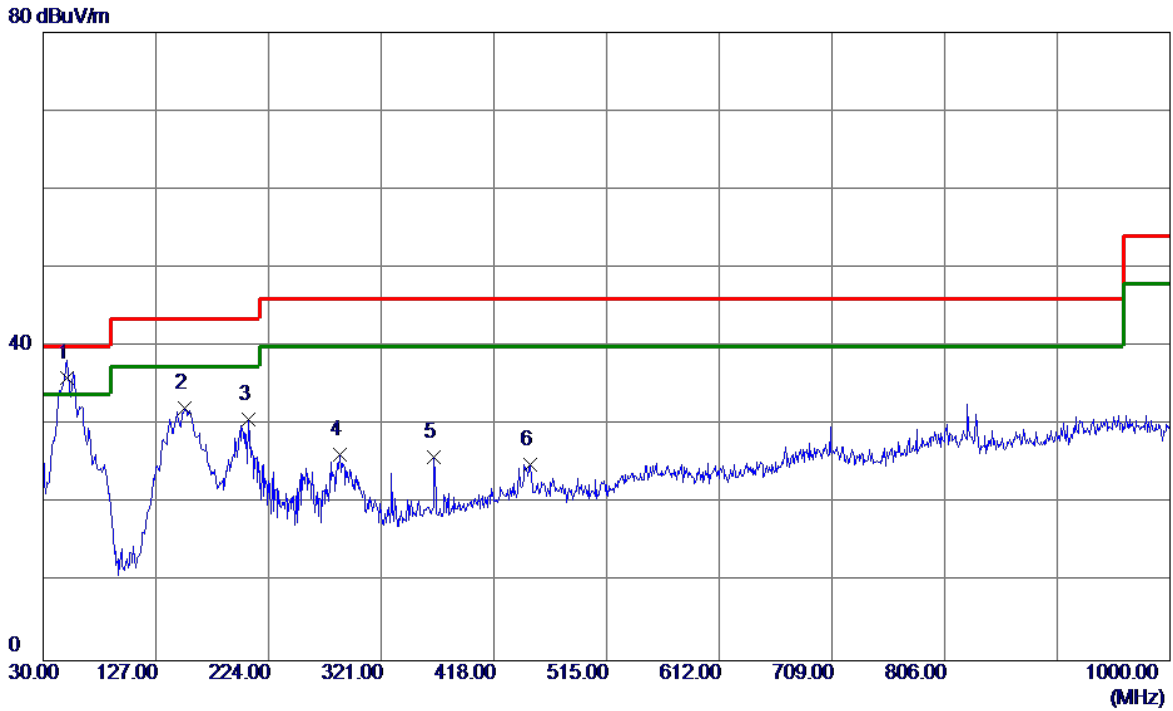
No.	Freq. MHz	Reading Level dBuV/m	Correct Factor dB	Measure ment dBuV/m	Limit dBuV/m	Margin dB	Detector
1 *	50.3700	44.44	-13.23	31.21	40.00	-8.79	QP
2	168.2250	40.69	-10.50	30.19	43.50	-13.31	QP
3	311.7850	42.24	-10.26	31.98	46.00	-14.02	QP
4	359.8000	42.35	-9.75	32.60	46.00	-13.40	QP
5	455.8300	41.58	-6.10	35.48	46.00	-10.52	QP
6	551.8600	37.06	-3.83	33.23	46.00	-12.77	QP

EUT	HUAWEI MediaPad T5	Model Name	AGS2-L03
Temperature	25°C	Relative Humidity	60%
Test Voltage	AC 120V/60Hz	Polarization	Horizontal
Test Mode	USB Copy+Idle		
Note	USB Cable:Luxshare, X axis, IMEI:004401721233415		
Test Engineer	Trey Chen		



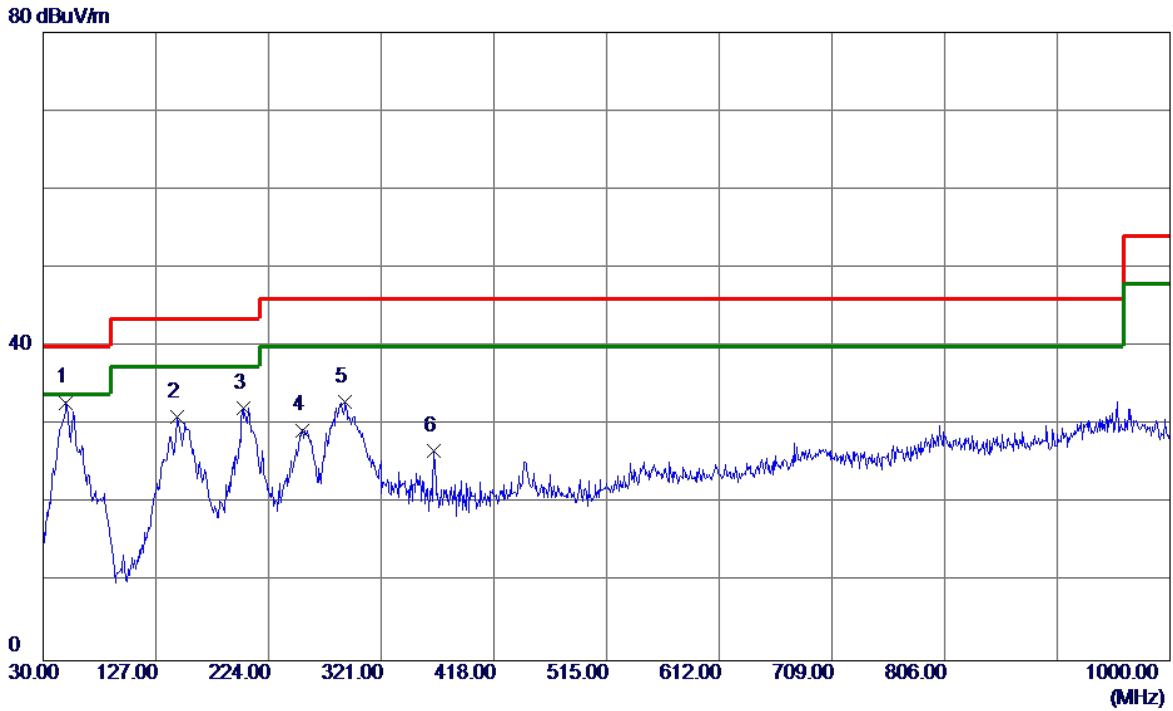
No.	Freq. MHz	Reading Level dBuV/m	Correct Factor dB	Measure ment dBuV/m	Limit dBuV/m	Margin dB	Detector
1	50.3700	43.22	-13.23	29.99	40.00	-10.01	QP
2	168.2250	44.45	-10.50	33.95	43.50	-9.55	QP
3	182.7750	46.08	-11.86	34.22	43.50	-9.28	QP
4	311.7850	47.30	-10.26	37.04	46.00	-8.96	QP
5	407.8150	44.02	-7.93	36.09	46.00	-9.91	QP
6 *	666.3200	40.23	-2.16	38.07	46.00	-7.93	QP

EUT	HUAWEI MediaPad T5	Model Name	AGS2-L03
Temperature	25°C	Relative Humidity	60%
Test Voltage	AC 120V/60Hz	Polarization	Vertical
Test Mode	Adapter+Idle+Playing+Speaker		
Note	Adapter:BYD, USB Cable:FOXCONN, X axis, IMEI:004401721233241		
Test Engineer	Trey Chen		



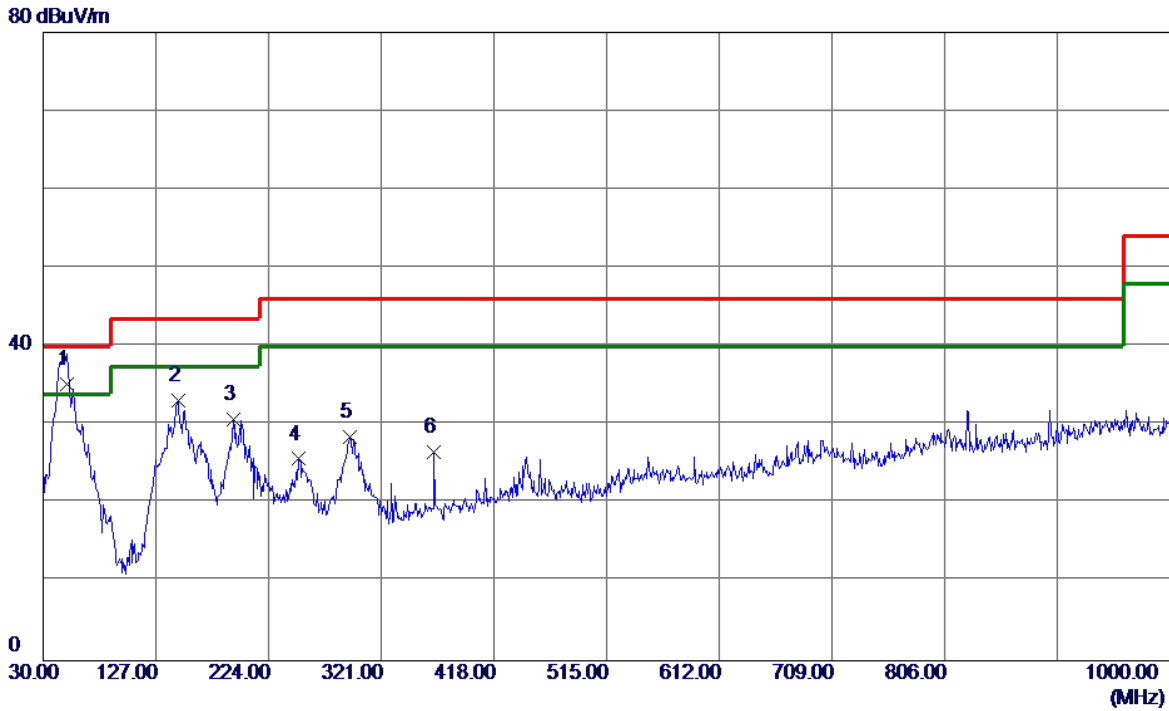
No.	Freq. MHz	Reading Level dBuV/m	Correct Factor dB	Measure ment dBuV/m	Limit dBuV/m	Margin dB	Detector
1 *	50.3700	49.20	-13.23	35.97	40.00	-4.03	QP
2	151.7350	42.56	-10.42	32.14	43.50	-11.36	QP
3	206.5399	44.74	-14.09	30.65	43.50	-12.85	QP
4	285.1099	36.92	-10.74	26.18	46.00	-19.82	QP
5	366.5900	35.36	-9.50	25.86	46.00	-20.14	QP
6	449.0400	30.92	-6.02	24.90	46.00	-21.10	QP

EUT	HUAWEI MediaPad T5	Model Name	AGS2-L03
Temperature	25°C	Relative Humidity	60%
Test Voltage	AC 120V/60Hz	Polarization	Horizontal
Test Mode	Adapter+Idle+Playing+Speaker		
Note	Adapter:BYD, USB Cable:FOXCONN, X axis, IMEI:004401721233241		
Test Engineer	Trey Chen		



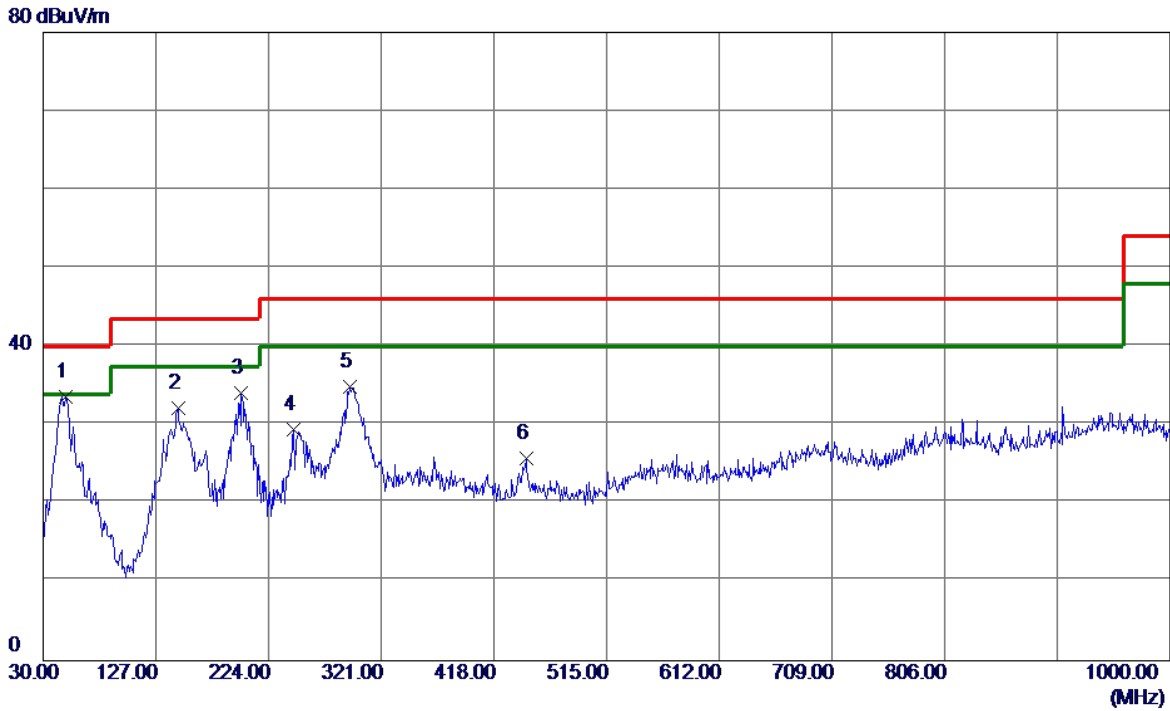
No.	Freq. MHz	Reading Level dBuV/m	Correct Factor dB	Measure ment dBuV/m	Limit dBuV/m	Margin dB	Detector
1 *	49.8849	46.07	-13.19	32.88	40.00	-7.12	QP
2	145.4299	41.93	-10.84	31.09	43.50	-12.41	QP
3	202.1750	46.07	-13.94	32.13	43.50	-11.37	QP
4	253.5850	42.68	-13.32	29.36	46.00	-16.64	QP
5	289.9600	43.75	-10.77	32.98	46.00	-13.02	QP
6	366.5900	36.24	-9.50	26.74	46.00	-19.26	QP

EUT	HUAWEI MediaPad T5	Model Name	AGS2-L03
Temperature	25°C	Relative Humidity	60%
Test Voltage	AC 120V/60Hz	Polarization	Vertical
Test Mode	Adapter+Idle+Playing+Earphone		
Note	Adapter:BYD, USB Cable:FOXCONN, X axis, IMEI:004401721233241		
Test Engineer	Trey Chen		



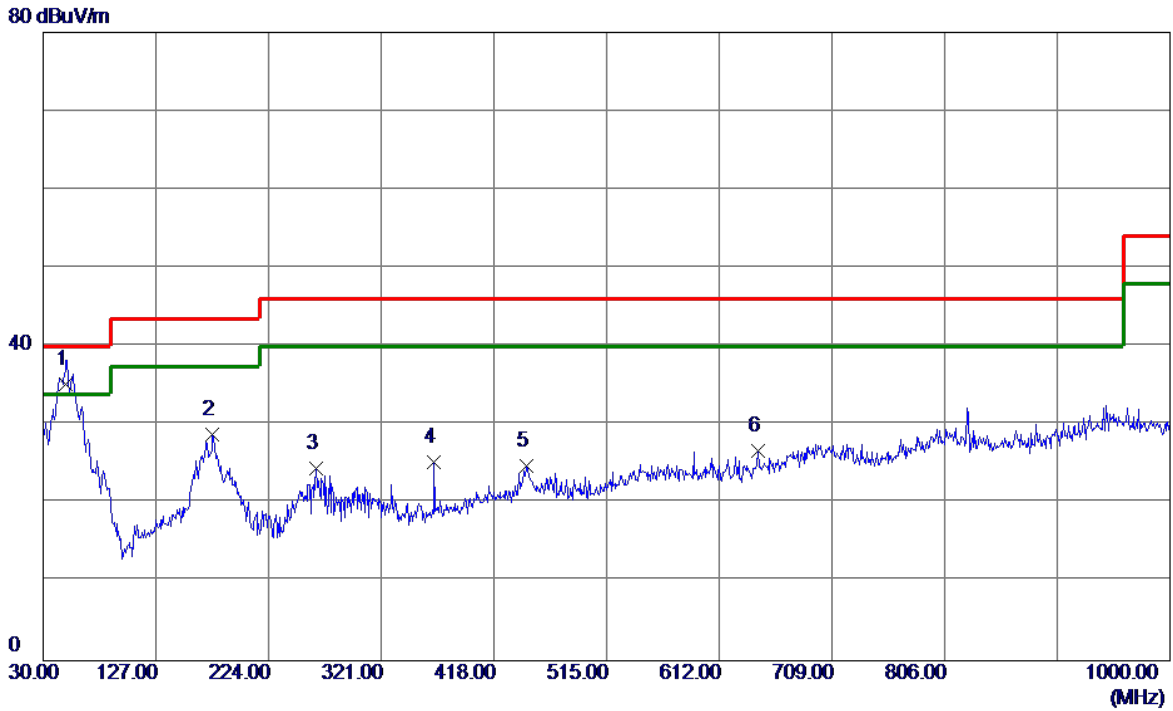
No.	Freq. MHz	Reading Level dBuV/m	Correct Factor dB	Measure ment dBuV/m	Limit dBuV/m	Margin dB	Detector
1 *	50.3700	48.36	-13.23	35.13	40.00	-4.87	QP
2	145.9149	43.86	-10.81	33.05	43.50	-10.45	QP
3	193.4450	43.74	-13.05	30.69	43.50	-12.81	QP
4	250.1900	39.25	-13.57	25.68	46.00	-20.32	QP
5	293.8400	39.10	-10.59	28.51	46.00	-17.49	QP
6	366.5900	36.06	-9.50	26.56	46.00	-19.44	QP

EUT	HUAWEI MediaPad T5	Model Name	AGS2-L03
Temperature	25°C	Relative Humidity	60%
Test Voltage	AC 120V/60Hz	Polarization	Horizontal
Test Mode	Adapter+Idle+Playing+Earphone		
Note	Adapter:BYD, USB Cable:FOXCONN, X axis, IMEI:004401721233241		
Test Engineer	Trey Chen		



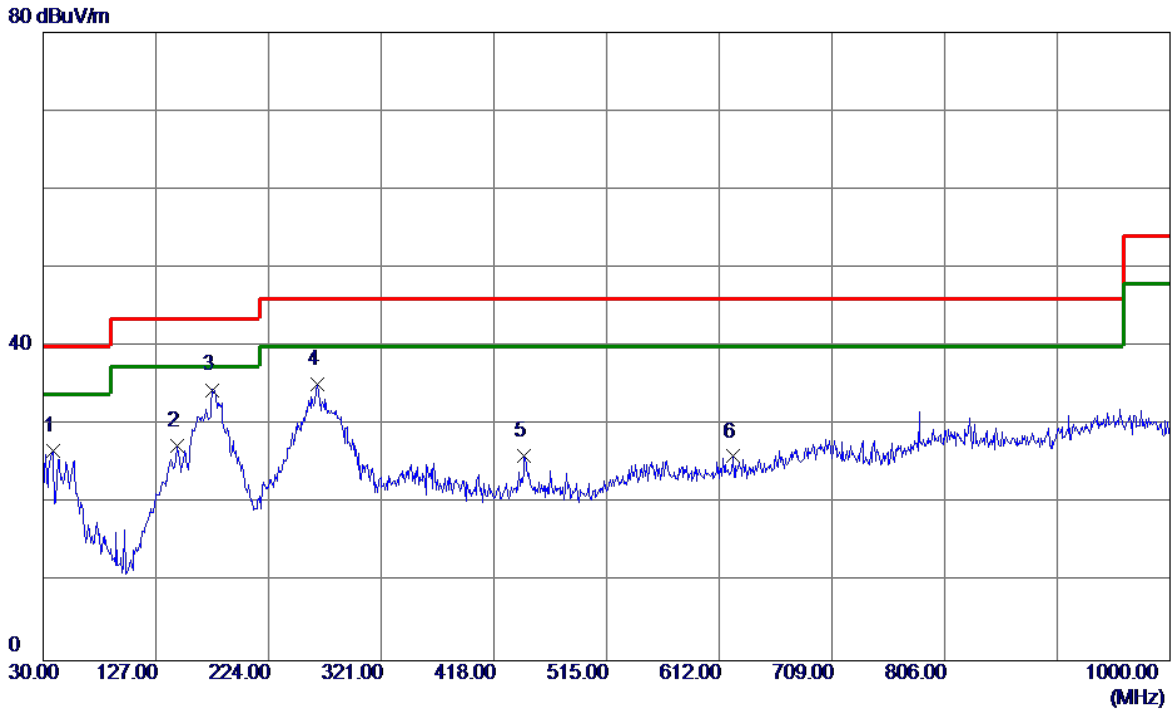
No.	Freq. MHz	Reading Level dBuV/m	Correct Factor dB	Measure ment dBuV/m	Limit dBuV/m	Margin dB	Detector
1 *	49.8849	46.84	-13.19	33.65	40.00	-6.35	QP
2	145.9149	42.98	-10.81	32.17	43.50	-11.33	QP
3	200.7200	47.92	-13.89	34.03	43.50	-9.47	QP
4	245.8250	43.19	-13.69	29.50	46.00	-16.50	QP
5	293.8400	45.45	-10.59	34.86	46.00	-11.14	QP
6	445.6450	31.92	-6.18	25.74	46.00	-20.26	QP

EUT	HUAWEI MediaPad T5	Model Name	AGS2-L03
Temperature	25°C	Relative Humidity	60%
Test Voltage	AC 120V/60Hz	Polarization	Vertical
Test Mode	Adapter+Idle+2.4G WIFI+BT+GPS+Camera on(Front)		
Note	Adapter:BYD, USB Cable:FOXCONN, X axis, IMEI:004401721233241		
Test Engineer	Trey Chen		



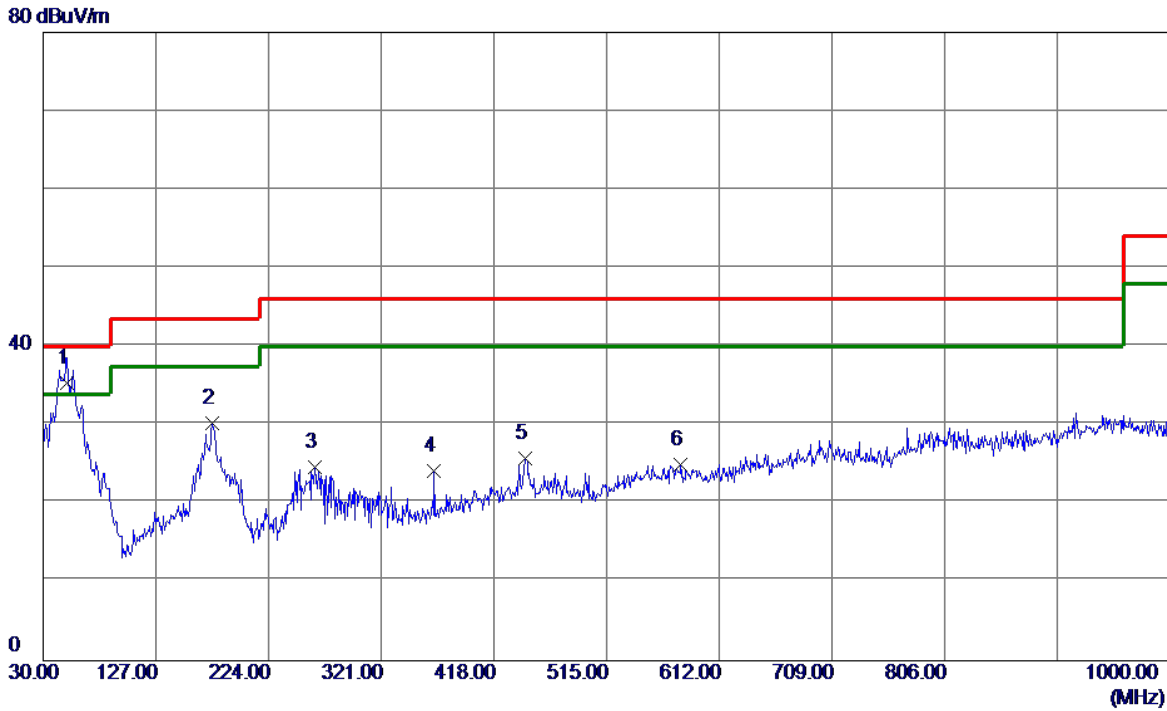
No.	Freq. MHz	Reading Level dBuV/m	Correct Factor dB	Measure ment dBuV/m	Limit dBuV/m	Margin dB	Detector
1 *	49.8849	48.40	-13.19	35.21	40.00	-4.79	QP
2	175.9850	39.98	-11.19	28.79	43.50	-14.71	QP
3	265.2250	36.75	-12.33	24.42	46.00	-21.58	QP
4	366.5900	34.76	-9.50	25.26	46.00	-20.74	QP
5	446.1300	30.90	-6.16	24.74	46.00	-21.26	QP
6	644.9800	29.80	-3.05	26.75	46.00	-19.25	QP

EUT	HUAWEI MediaPad T5	Model Name	AGS2-L03
Temperature	25°C	Relative Humidity	60%
Test Voltage	AC 120V/60Hz	Polarization	Horizontal
Test Mode	Adapter+Idle+2.4G WIFI+BT+GPS+Camera on(Front)		
Note	Adapter:BYD, USB Cable:FOXCONN, X axis, IMEI:004401721233241		
Test Engineer	Trey Chen		



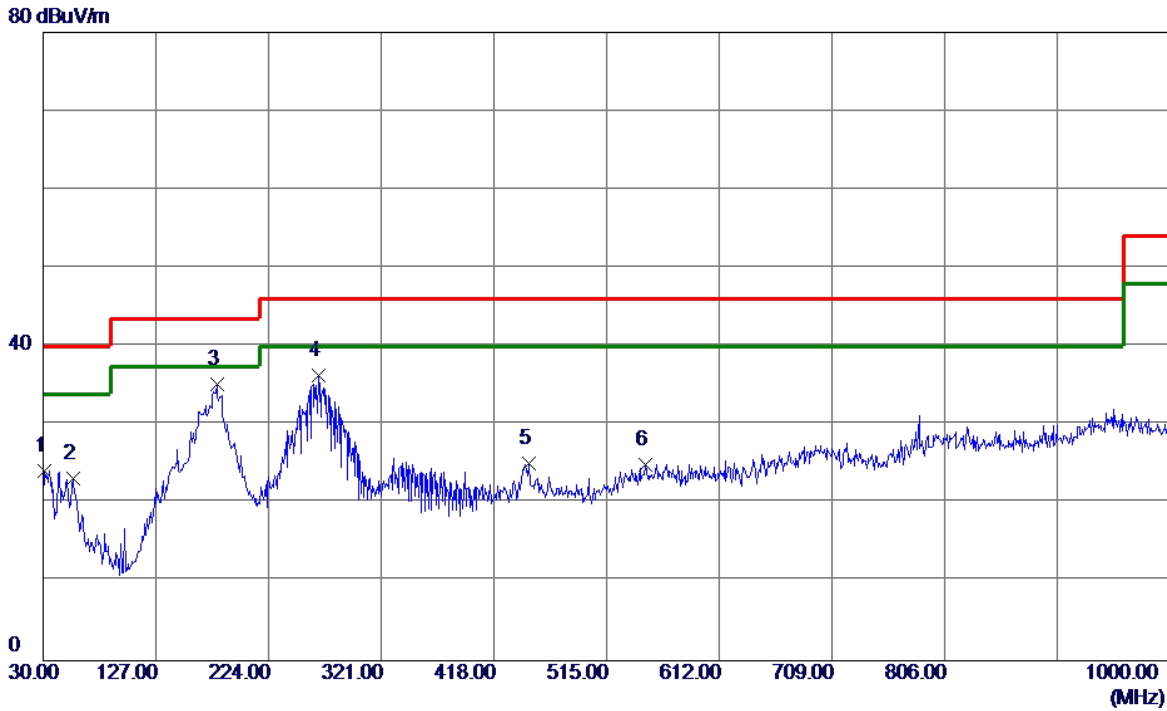
No.	Freq. MHz	Reading Level dBuV/m	Correct Factor dB	Measure ment dBuV/m	Limit dBuV/m	Margin dB	Detector
1	38.2450	40.04	-13.32	26.72	40.00	-13.28	QP
2	144.9450	38.28	-10.87	27.41	43.50	-16.09	QP
3 *	175.9850	45.67	-11.19	34.48	43.50	-9.02	QP
4	266.1950	47.49	-12.24	35.25	46.00	-10.75	QP
5	444.1900	32.30	-6.25	26.05	46.00	-19.95	QP
6	623.6400	29.45	-3.45	26.00	46.00	-20.00	QP

EUT	HUAWEI MediaPad T5	Model Name	AGS2-L03
Temperature	25°C	Relative Humidity	60%
Test Voltage	AC 120V/60Hz	Polarization	Vertical
Test Mode	Adapter+Idle+5G WIFI+BT+GPS+Camera on(Rear)		
Note	Adapter:BYD, USB Cable:FOXCONN, X axis, IMEI:004401721233241		
Test Engineer	Treey Chen		



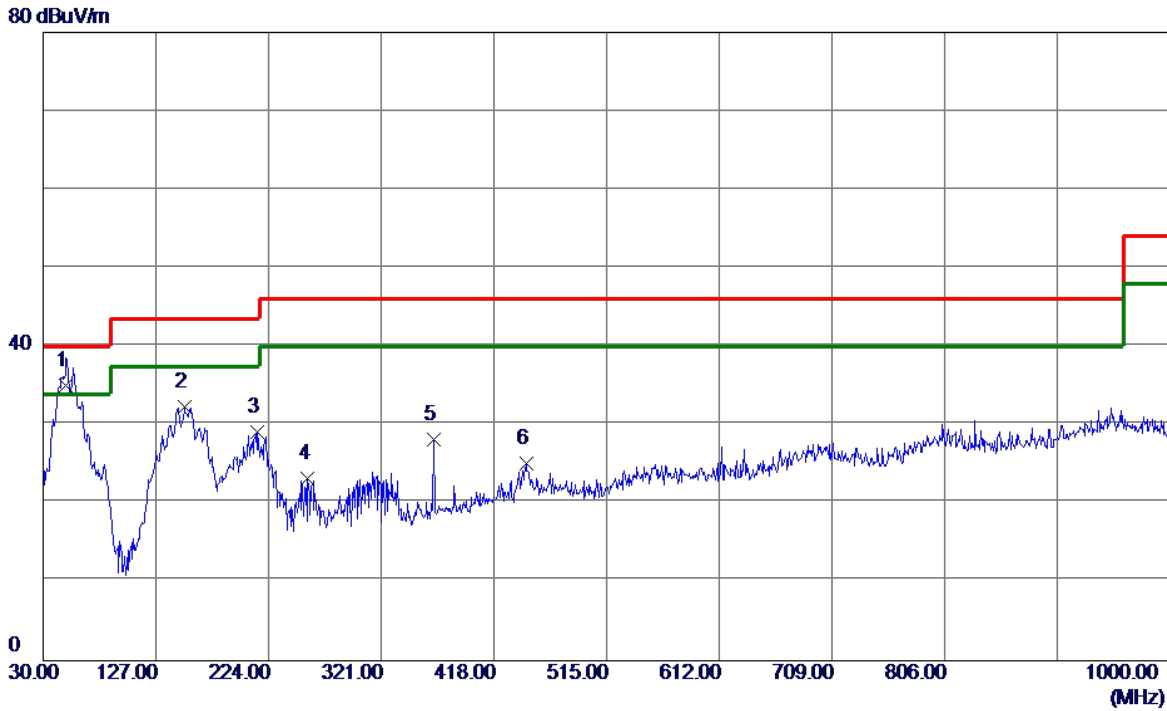
No.	Freq. MHz	Reading Level dBuV/m	Correct Factor dB	Measure ment dBuV/m	Limit dBuV/m	Margin dB	Detector
1 *	50.3700	48.56	-13.23	35.33	40.00	-4.67	QP
2	175.9850	41.37	-11.19	30.18	43.50	-13.32	QP
3	263.7700	37.13	-12.47	24.66	46.00	-21.34	QP
4	366.5900	33.63	-9.50	24.13	46.00	-21.87	QP
5	445.1600	32.02	-6.20	25.82	46.00	-20.18	QP
6	579.0200	28.83	-3.86	24.97	46.00	-21.03	QP

EUT	HUAWEI MediaPad T5	Model Name	AGS2-L03
Temperature	25°C	Relative Humidity	60%
Test Voltage	AC 120V/60Hz	Polarization	Horizontal
Test Mode	Adapter+Idle+5G WIFI+BT+GPS+Camera on(Rear)		
Note	Adapter:BYD, USB Cable:FOXCONN, X axis, IMEI:004401721233241		
Test Engineer	Treey Chen		



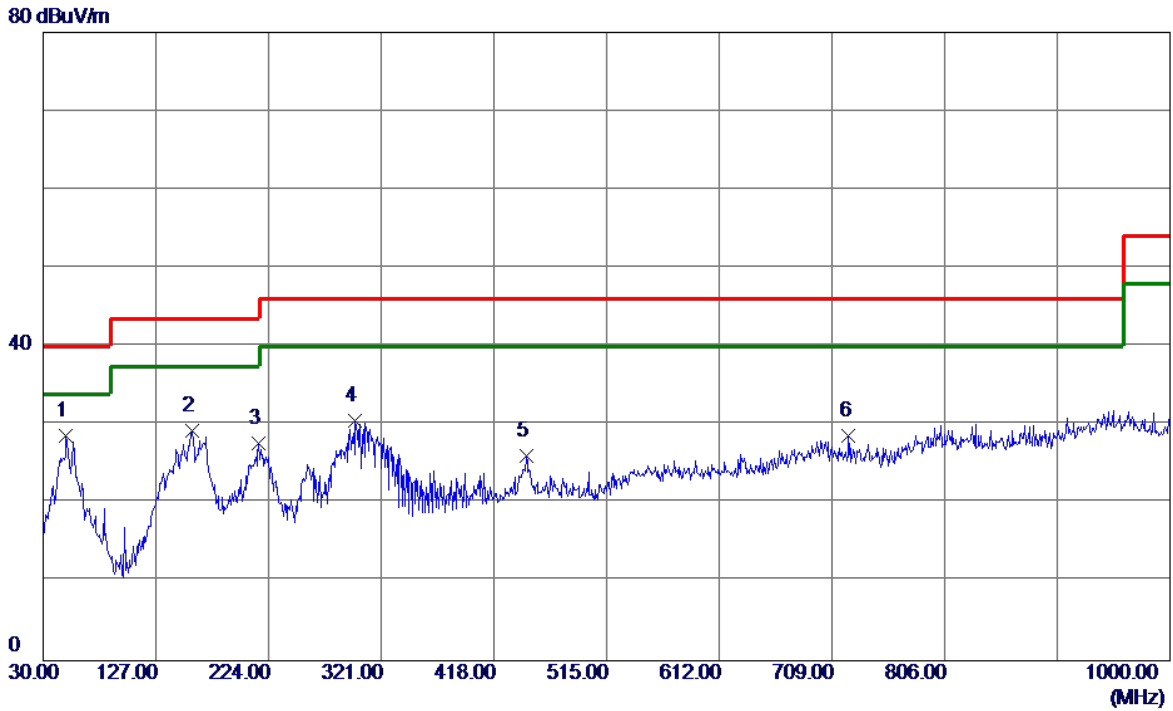
No.	Freq. MHz	Reading Level dBuV/m	Correct Factor dB	Measure ment dBuV/m	Limit dBuV/m	Margin dB	Detector
1	31.4550	37.72	-13.50	24.22	40.00	-15.78	QP
2	55.7050	36.84	-13.63	23.21	40.00	-16.79	QP
3 *	179.3800	46.70	-11.52	35.18	43.50	-8.32	QP
4	266.6800	48.51	-12.19	36.32	46.00	-9.68	QP
5	448.0700	31.17	-6.07	25.10	46.00	-20.90	QP
6	547.9800	28.95	-3.96	24.99	46.00	-21.01	QP

EUT	HUAWEI MediaPad T5	Model Name	AGS2-L03
Temperature	25°C	Relative Humidity	60%
Test Voltage	AC 120V/60Hz	Polarization	Vertical
Test Mode	Adapter+Traffic(GSM)		
Note	Adapter:BYD, USB Cable:FOXCONN, X axis, IMEI:004401721233241		
Test Engineer	Trey Chen		



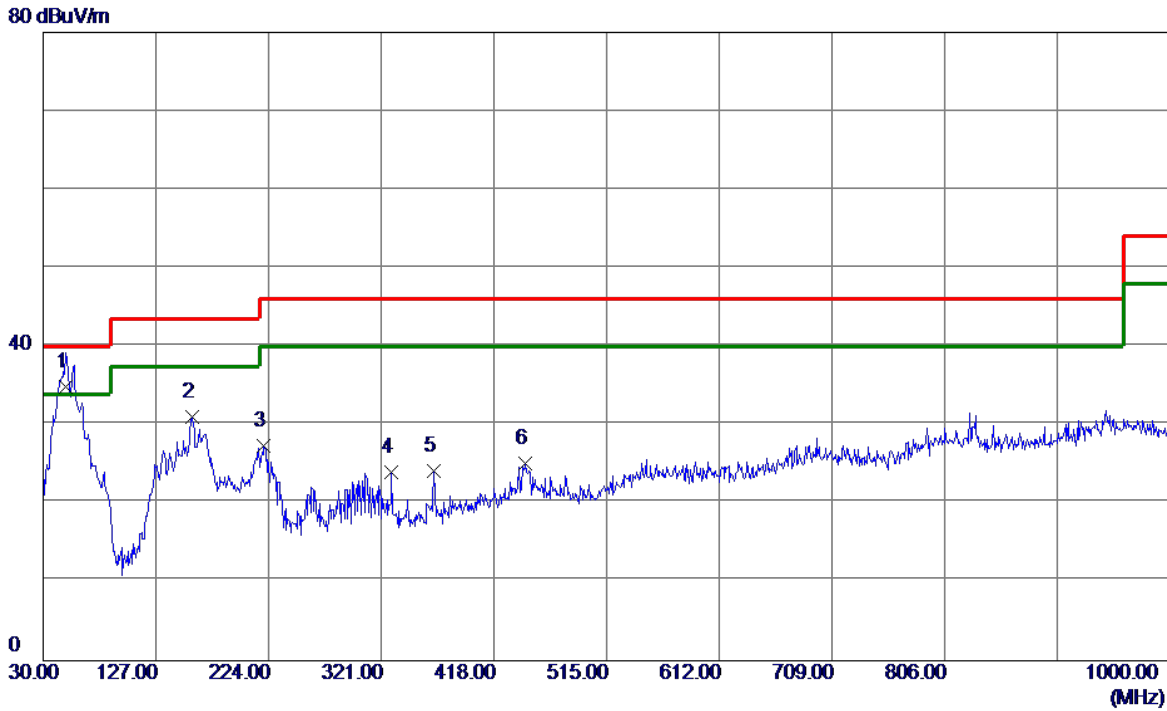
No.	Freq. MHz	Reading Level dBuV/m	Correct Factor dB	Measure ment dBuV/m	Limit dBuV/m	Margin dB	Detector
1 *	49.8849	48.23	-13.19	35.04	40.00	-4.96	QP
2	151.7350	42.70	-10.42	32.28	43.50	-11.22	QP
3	214.3000	43.07	-14.01	29.06	43.50	-14.44	QP
4	257.9500	36.12	-12.99	23.13	46.00	-22.87	QP
5	366.5900	37.69	-9.50	28.19	46.00	-17.81	QP
6	445.6450	31.26	-6.18	25.08	46.00	-20.92	QP

EUT	HUAWEI MediaPad T5	Model Name	AGS2-L03
Temperature	25°C	Relative Humidity	60%
Test Voltage	AC 120V/60Hz	Polarization	Horizontal
Test Mode	Adapter+Traffic(GSM)		
Note	Adapter:BYD, USB Cable:FOXCONN, X axis, IMEI:004401721233241		
Test Engineer	Trey Chen		



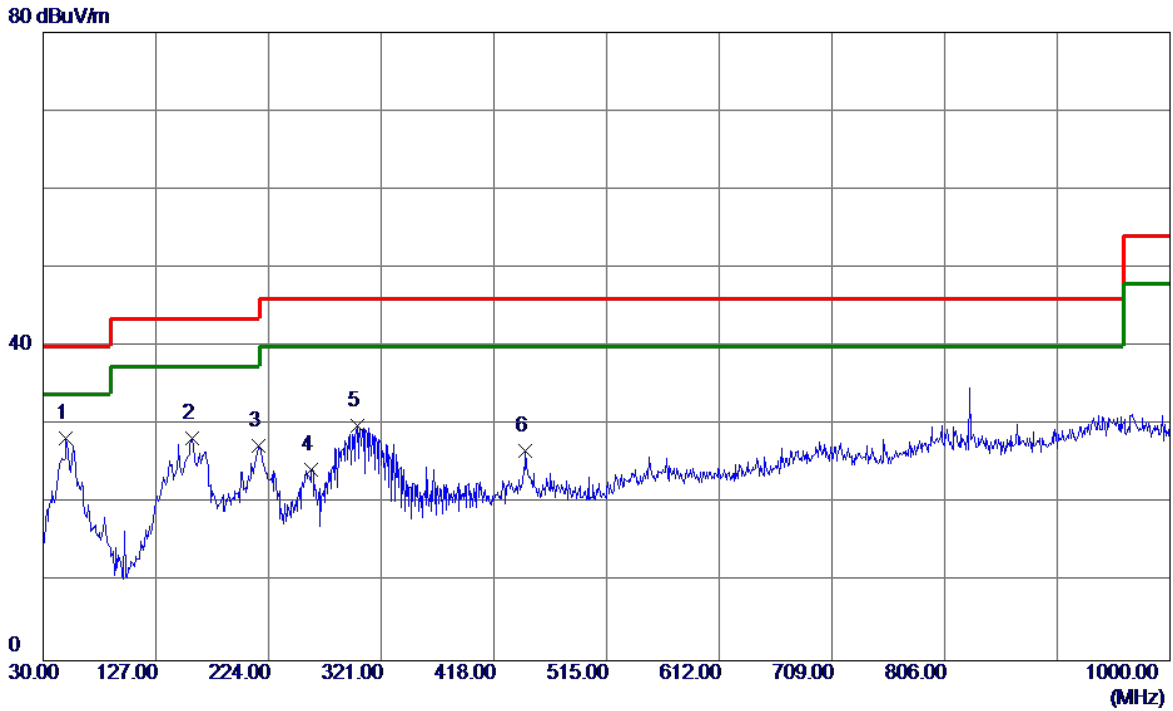
No.	Freq. MHz	Reading Level dBuV/m	Correct Factor dB	Measure ment dBuV/m	Limit dBuV/m	Margin dB	Detector
1 *	49.8849	41.77	-13.19	28.58	40.00	-11.42	QP
2	158.0399	39.27	-10.01	29.26	43.50	-14.24	QP
3	215.2700	41.59	-13.97	27.62	43.50	-15.88	QP
4	298.6900	40.87	-10.37	30.50	46.00	-15.50	QP
5	445.6450	32.25	-6.18	26.07	46.00	-19.93	QP
6	723.5500	29.71	-1.14	28.57	46.00	-17.43	QP

EUT	HUAWEI MediaPad T5	Model Name	AGS2-L03
Temperature	25°C	Relative Humidity	60%
Test Voltage	AC 120V/60Hz	Polarization	Vertical
Test Mode	Adapter+Traffic(WCDMA)		
Note	Adapter:BYD, USB Cable:FOXCONN, X axis, IMEI:004401721233241		
Test Engineer	Trey Chen		



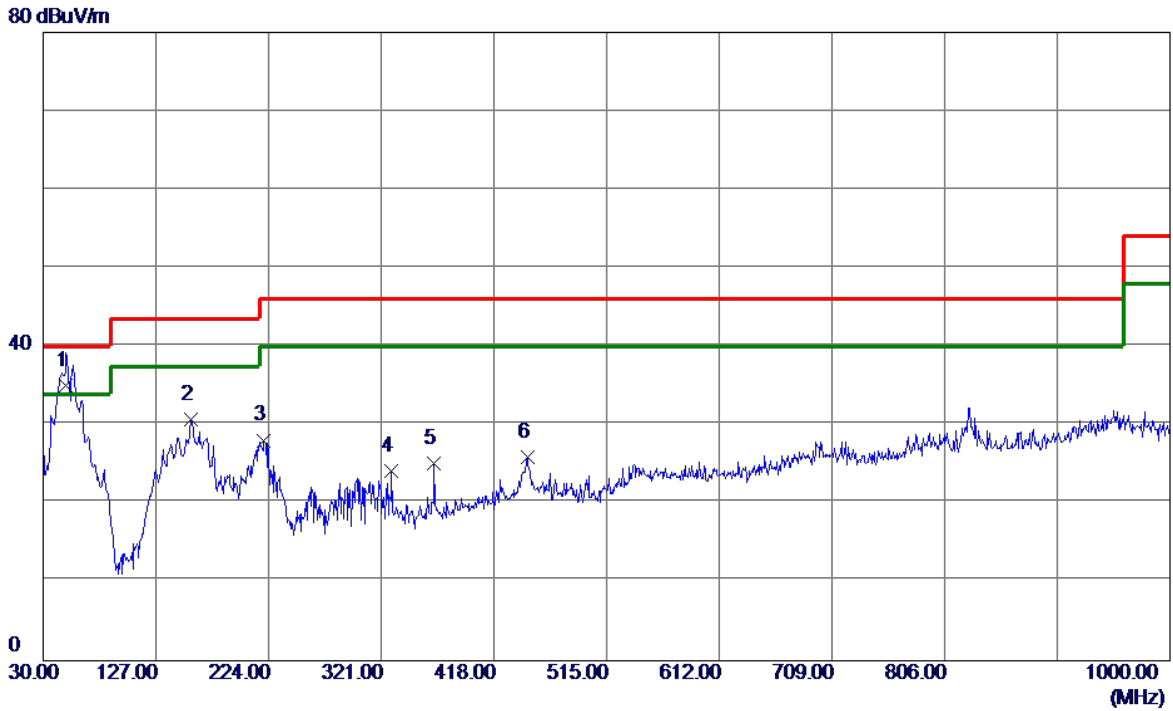
No.	Freq. MHz	Reading Level dBuV/m	Correct Factor dB	Measure ment dBuV/m	Limit dBuV/m	Margin dB	Detector
1 *	49.8849	48.04	-13.19	34.85	40.00	-5.15	QP
2	158.5250	40.98	-9.98	31.00	43.50	-12.50	QP
3	220.1200	41.09	-13.76	27.33	46.00	-18.67	QP
4	329.7300	34.19	-10.19	24.00	46.00	-22.00	QP
5	366.5900	33.72	-9.50	24.22	46.00	-21.78	QP
6	445.1600	31.32	-6.20	25.12	46.00	-20.88	QP

EUT	HUAWEI MediaPad T5	Model Name	AGS2-L03
Temperature	25°C	Relative Humidity	60%
Test Voltage	AC 120V/60Hz	Polarization	Horizontal
Test Mode	Adapter+Traffic(WCDMA)		
Note	Adapter:BYD, USB Cable:FOXCONN, X axis, IMEI:004401721233241		
Test Engineer	Trey Chen		



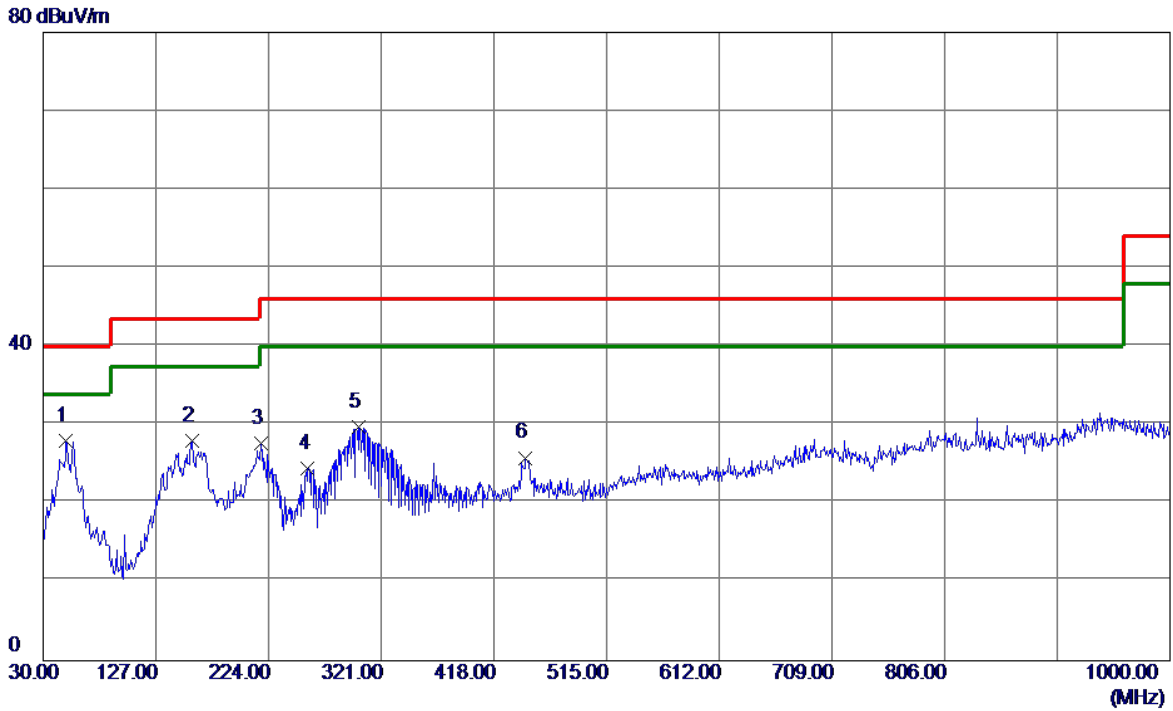
No.	Freq. MHz	Reading Level dBuV/m	Correct Factor dB	Measure ment dBuV/m	Limit dBuV/m	Margin dB	Detector
1 *	49.8849	41.45	-13.19	28.26	40.00	-11.74	QP
2	158.0399	38.33	-10.01	28.32	43.50	-15.18	QP
3	215.7550	41.33	-13.95	27.38	43.50	-16.12	QP
4	260.8599	37.11	-12.75	24.36	46.00	-21.64	QP
5	300.1450	40.18	-10.31	29.87	46.00	-16.13	QP
6	445.1600	32.87	-6.20	26.67	46.00	-19.33	QP

EUT	HUAWEI MediaPad T5	Model Name	AGS2-L03
Temperature	25°C	Relative Humidity	60%
Test Voltage	AC 120V/60Hz	Polarization	Vertical
Test Mode	Adapter+Traffic(LTE)		
Note	Adapter:BYD, USB Cable:FOXCONN, X axis, IMEI:004401721233241		
Test Engineer	Trey Chen		



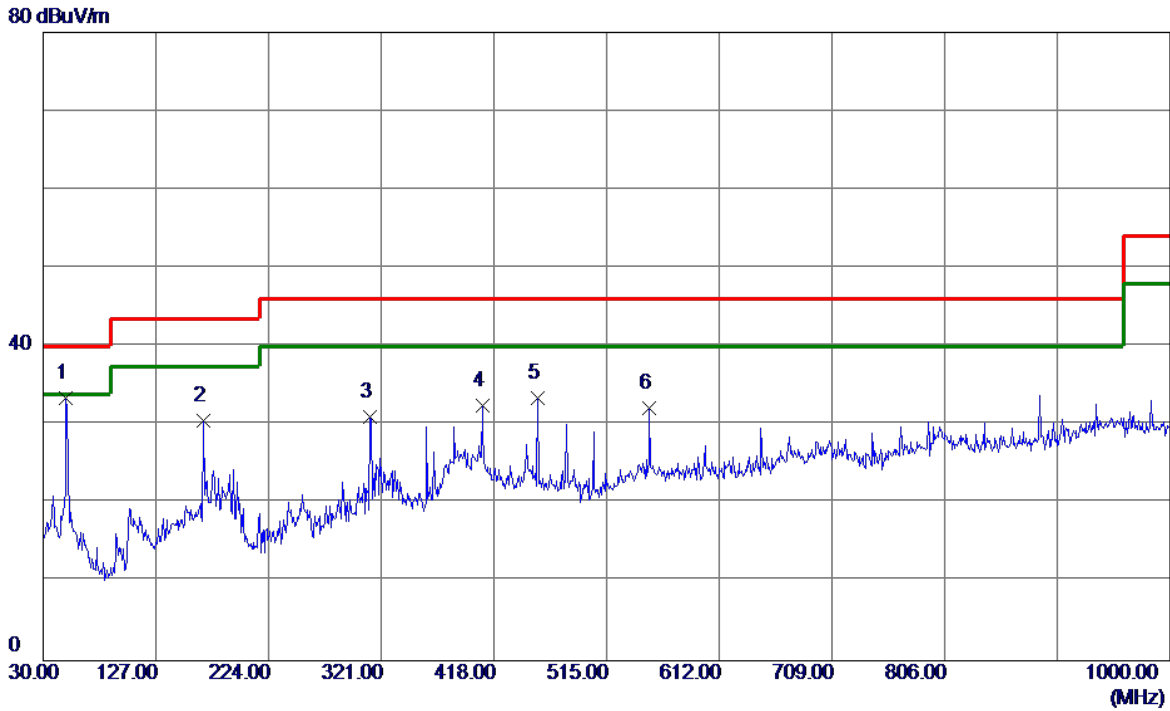
No.	Freq. MHz	Reading Level dBuV/m	Correct Factor dB	Measure ment dBuV/m	Limit dBuV/m	Margin dB	Detector
1 *	49.8849	48.30	-13.19	35.11	40.00	-4.89	QP
2	157.0700	40.74	-10.07	30.67	43.50	-12.83	QP
3	220.1200	41.84	-13.76	28.08	46.00	-17.92	QP
4	329.7300	34.28	-10.19	24.09	46.00	-21.91	QP
5	366.5900	34.55	-9.50	25.05	46.00	-20.95	QP
6	446.6150	32.11	-6.14	25.97	46.00	-20.03	QP

EUT	HUAWEI MediaPad T5	Model Name	AGS2-L03
Temperature	25°C	Relative Humidity	60%
Test Voltage	AC 120V/60Hz	Polarization	Horizontal
Test Mode	Adapter+Traffic(LTE)		
Note	Adapter:BYD, USB Cable:FOXCONN, X axis, IMEI:004401721233241		
Test Engineer	Treey Chen		



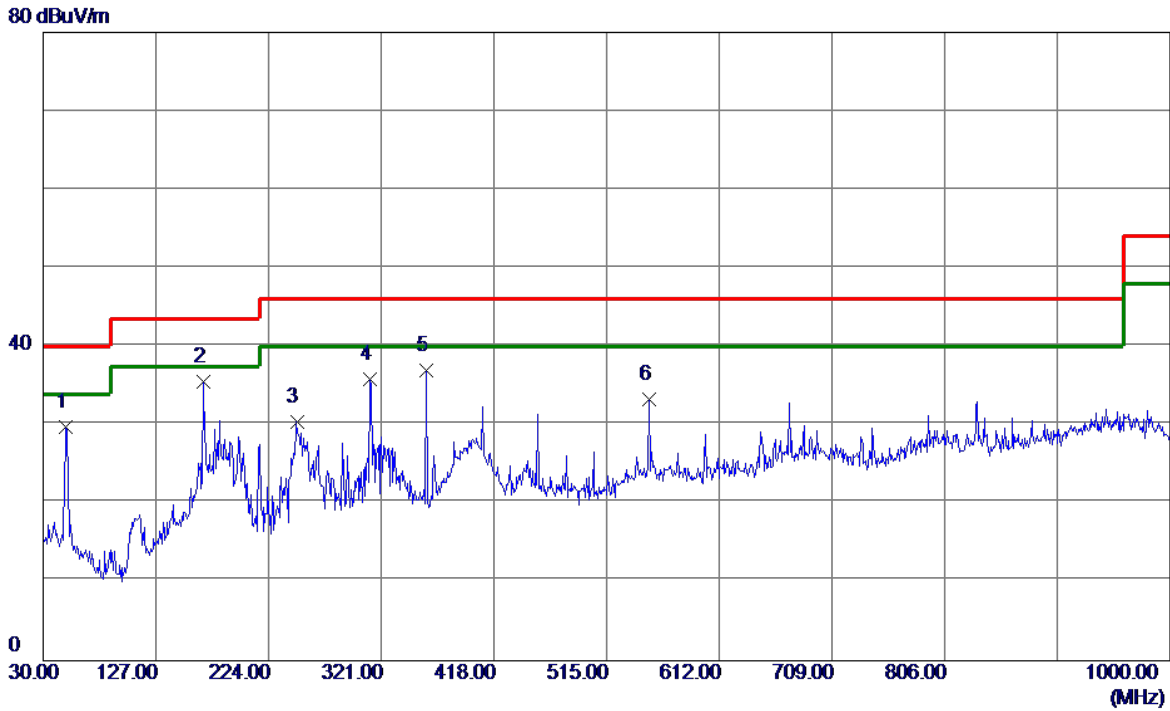
No.	Freq. MHz	Reading Level dBuV/m	Correct Factor dB	Measure ment dBuV/m	Limit dBuV/m	Margin dB	Detector
1 *	49.8849	41.26	-13.19	28.07	40.00	-11.93	QP
2	158.5250	38.00	-9.98	28.02	43.50	-15.48	QP
3	217.2100	41.49	-13.88	27.61	46.00	-18.39	QP
4	257.9500	37.41	-12.99	24.42	46.00	-21.58	QP
5	301.6000	40.12	-10.30	29.82	46.00	-16.18	QP
6	445.1600	32.04	-6.20	25.84	46.00	-20.16	QP

EUT	HUAWEI MediaPad T5	Model Name	AGS2-L03
Temperature	25°C	Relative Humidity	60%
Test Voltage	AC 120V/60Hz	Polarization	Vertical
Test Mode	USB Copy+Idle		
Note	USB Cable:FOXCONN, X axis, IMEI:004401721233241		
Test Engineer	Treey Chen		



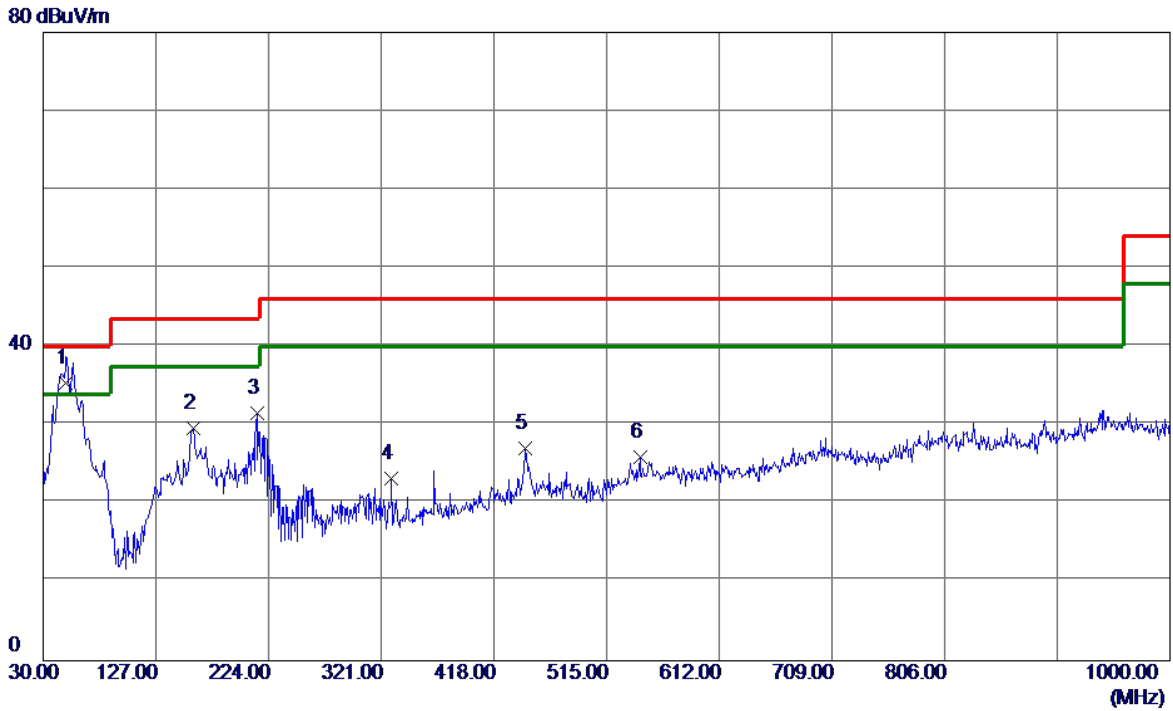
No.	Freq. MHz	Reading Level dBuV/m	Correct Factor dB	Measure ment dBuV/m	Limit dBuV/m	Margin dB	Detector
1 *	49.8849	46.61	-13.19	33.42	40.00	-6.58	QP
2	168.2250	41.12	-10.50	30.62	43.50	-12.88	QP
3	311.7850	41.37	-10.26	31.11	46.00	-14.89	QP
4	407.8150	40.46	-7.93	32.53	46.00	-13.47	QP
5	455.8300	39.59	-6.10	33.49	46.00	-12.51	QP
6	551.8600	36.04	-3.83	32.21	46.00	-13.79	QP

EUT	HUAWEI MediaPad T5	Model Name	AGS2-L03
Temperature	25°C	Relative Humidity	60%
Test Voltage	AC 120V/60Hz	Polarization	Horizontal
Test Mode	USB Copy+Idle		
Note	USB Cable:FOXCONN, X axis, IMEI:004401721233241		
Test Engineer	Trey Chen		



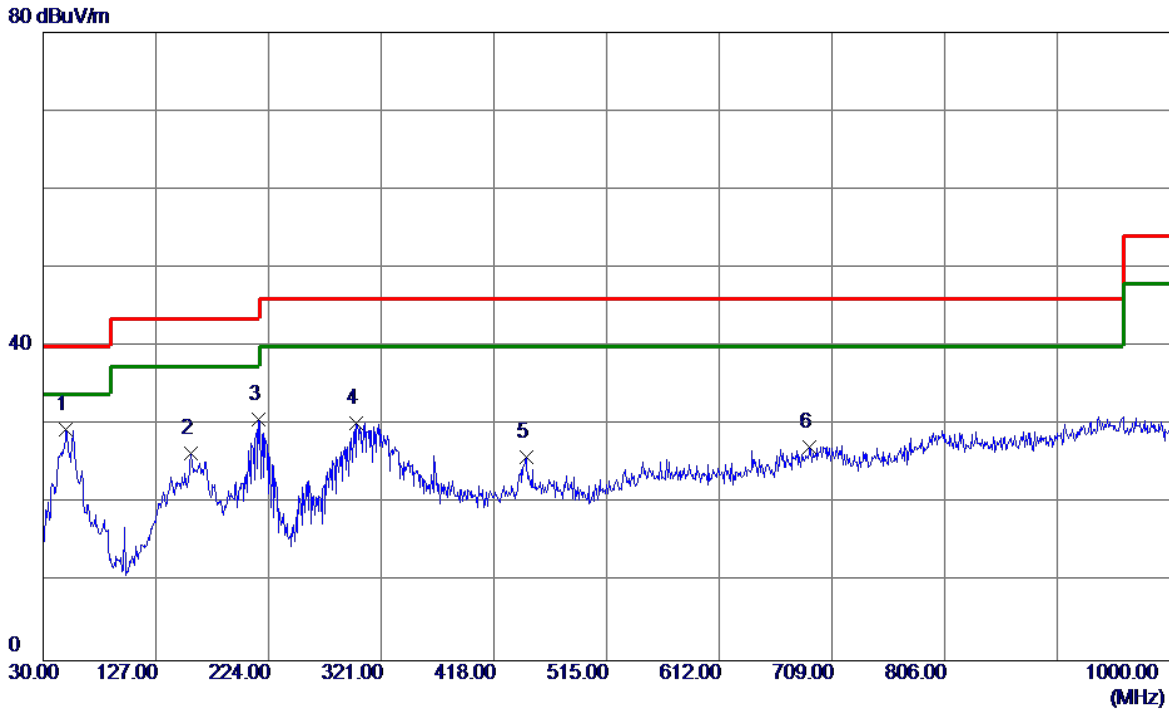
No.	Freq. MHz	Reading Level dBuV/m	Correct Factor dB	Measure ment dBuV/m	Limit dBuV/m	Margin dB	Detector
1	49.8849	42.95	-13.19	29.76	40.00	-10.24	QP
2 *	168.2250	46.08	-10.50	35.58	43.50	-7.92	QP
3	248.2500	44.09	-13.63	30.46	46.00	-15.54	QP
4	311.7850	46.11	-10.26	35.85	46.00	-10.15	QP
5	359.8000	46.71	-9.75	36.96	46.00	-9.04	QP
6	551.8600	37.17	-3.83	33.34	46.00	-12.66	QP

EUT	HUAWEI MediaPad T5	Model Name	AGS2-L03
Temperature	25°C	Relative Humidity	60%
Test Voltage	AC 120V/60Hz	Polarization	Vertical
Test Mode	Adapter+Idle+Playing+Speaker		
Note	Adapter:BYD, USB Cable:FOXCONN, X axis, IMEI:004401721233266		
Test Engineer	Trey Chen		



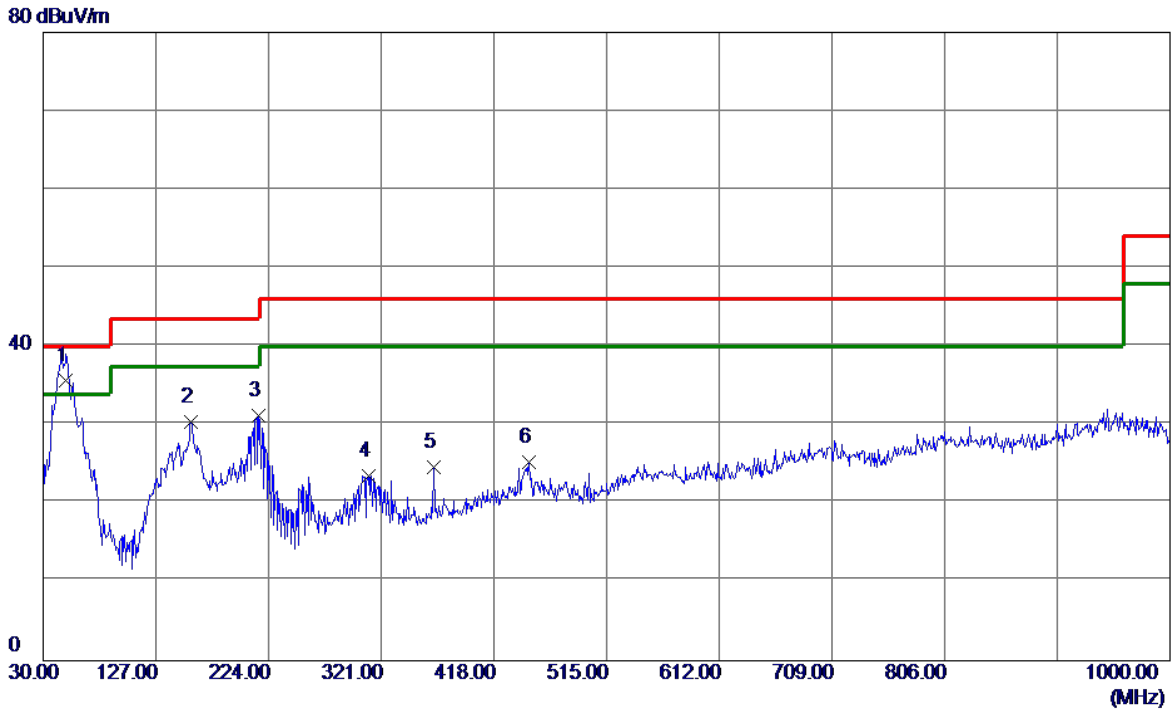
No.	Freq. MHz	Reading Level dBuV/m	Correct Factor dB	Measure ment dBuV/m	Limit dBuV/m	Margin dB	Detector
1 *	49.8849	48.54	-13.19	35.35	40.00	-4.65	QP
2	159.0100	39.61	-9.95	29.66	43.50	-13.84	QP
3	213.8150	45.55	-14.04	31.51	43.50	-11.99	QP
4	329.7300	33.41	-10.19	23.22	46.00	-22.78	QP
5	445.1600	33.28	-6.20	27.08	46.00	-18.92	QP
6	543.6150	30.15	-4.23	25.92	46.00	-20.08	QP

EUT	HUAWEI MediaPad T5	Model Name	AGS2-L03
Temperature	25°C	Relative Humidity	60%
Test Voltage	AC 120V/60Hz	Polarization	Horizontal
Test Mode	Adapter+Idle+Playing+Speaker		
Note	Adapter:BYD, USB Cable:FOXCONN, X axis, IMEI:004401721233266		
Test Engineer	Trey Chen		



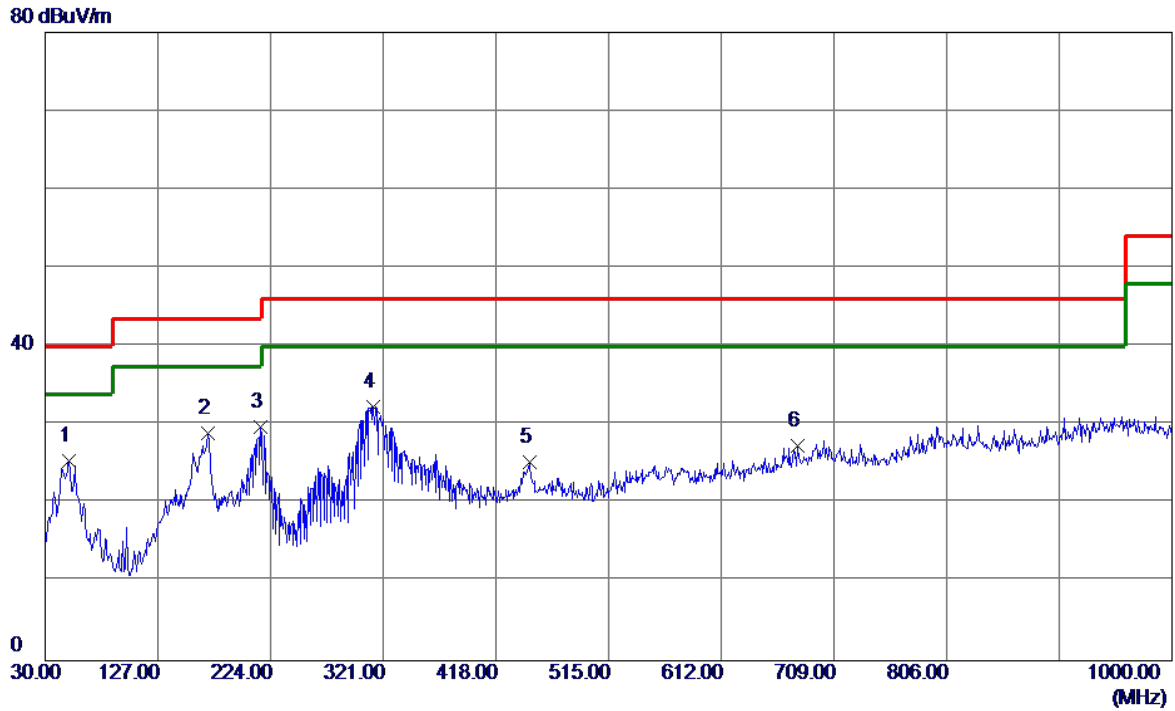
No.	Freq. MHz	Reading Level dBuV/m	Correct Factor dB	Measure ment dBuV/m	Limit dBuV/m	Margin dB	Detector
1 *	49.8849	42.61	-13.19	29.42	40.00	-10.58	QP
2	157.0700	36.52	-10.07	26.45	43.50	-17.05	QP
3	215.2700	44.63	-13.97	30.66	43.50	-12.84	QP
4	299.6600	40.61	-10.33	30.28	46.00	-15.72	QP
5	445.6450	32.17	-6.18	25.99	46.00	-20.01	QP
6	689.6000	28.29	-1.02	27.27	46.00	-18.73	QP

EUT	HUAWEI MediaPad T5	Model Name	AGS2-L03
Temperature	25°C	Relative Humidity	60%
Test Voltage	AC 120V/60Hz	Polarization	Vertical
Test Mode	Adapter+Idle+Playing+Earphone		
Note	Adapter:BYD, USB Cable:FOXCONN, X axis, IMEI:004401721233266		
Test Engineer	Trey Chen		



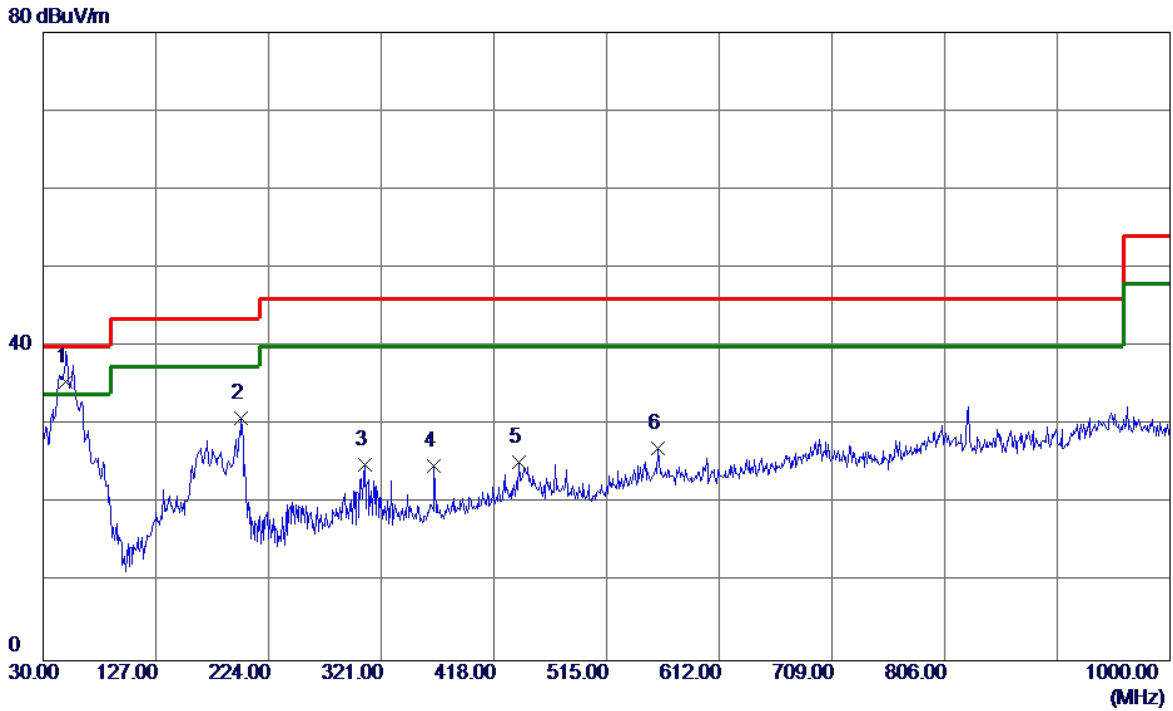
No.	Freq. MHz	Reading Level dBuV/m	Correct Factor dB	Measure ment dBuV/m	Limit dBuV/m	Margin dB	Detector
1 *	49.8849	48.83	-13.19	35.64	40.00	-4.36	QP
2	157.0700	40.40	-10.07	30.33	43.50	-13.17	QP
3	215.2700	45.24	-13.97	31.27	43.50	-12.23	QP
4	309.8450	33.77	-10.27	23.50	46.00	-22.50	QP
5	366.5900	34.12	-9.50	24.62	46.00	-21.38	QP
6	448.0700	31.42	-6.07	25.35	46.00	-20.65	QP

EUT	HUAWEI MediaPad T5	Model Name	AGS2-L03
Temperature	25°C	Relative Humidity	60%
Test Voltage	AC 120V/60Hz	Polarization	Horizontal
Test Mode	Adapter+Idle+Playing+Earphone		
Note	Adapter:BYD, USB Cable:FOXCONN, X axis, IMEI:004401721233266		
Test Engineer	Trey Chen		



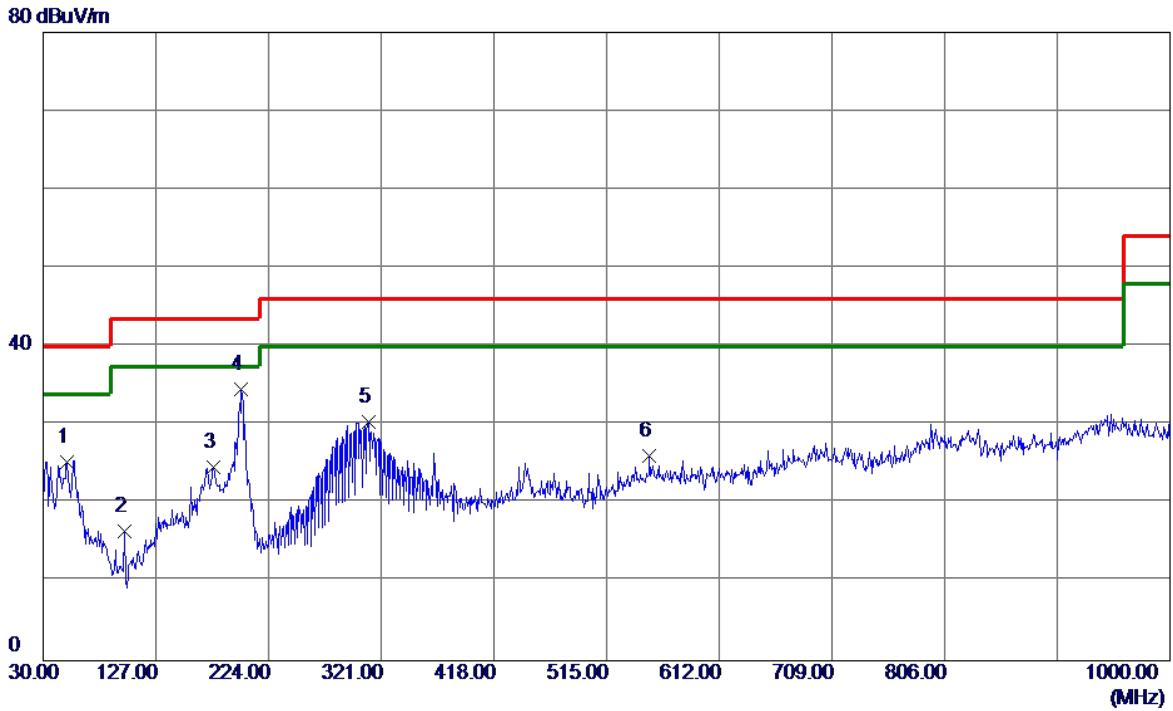
No.	Freq. MHz	Reading Level dBuV/m	Correct Factor dB	Measure ment dBuV/m	Limit dBuV/m	Margin dB	Detector
1	50.3700	38.64	-13.23	25.41	40.00	-14.59	QP
2	170.1649	39.62	-10.64	28.98	43.50	-14.52	QP
3	215.2700	43.78	-13.97	29.81	43.50	-13.69	QP
4 *	312.7550	42.65	-10.26	32.39	46.00	-13.61	QP
5	446.6150	31.47	-6.14	25.33	46.00	-20.67	QP
6	677.4750	29.03	-1.61	27.42	46.00	-18.58	QP

EUT	HUAWEI MediaPad T5	Model Name	AGS2-L03
Temperature	25°C	Relative Humidity	60%
Test Voltage	AC 120V/60Hz	Polarization	Vertical
Test Mode	Adapter+Idle+2.4G WIFI+BT+GPS+Camera on(Front)		
Note	Adapter:BYD, USB Cable:FOXCONN, X axis, IMEI:004401721233266		
Test Engineer	Trey Chen		



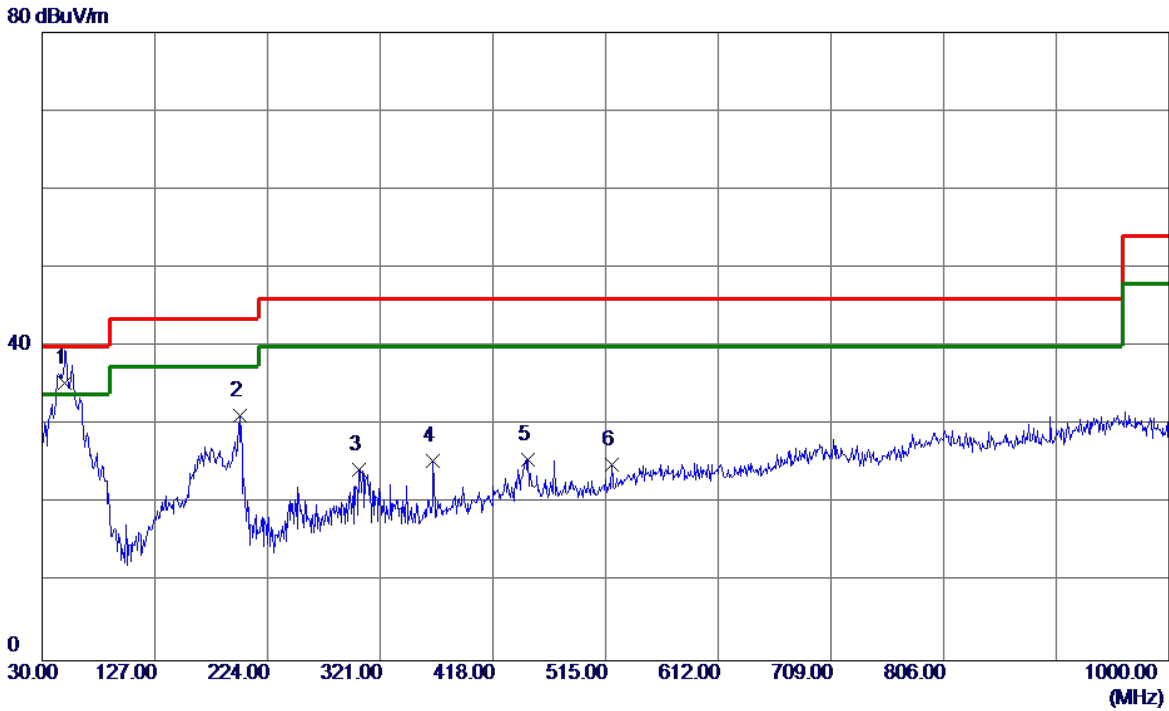
No.	Freq. MHz	Reading Level dBuV/m	Correct Factor dB	Measure ment dBuV/m	Limit dBuV/m	Margin dB	Detector
1 *	49.8849	48.73	-13.19	35.54	40.00	-4.46	QP
2	200.7200	44.72	-13.89	30.83	43.50	-12.67	QP
3	306.9350	35.21	-10.28	24.93	46.00	-21.07	QP
4	366.5900	34.29	-9.50	24.79	46.00	-21.21	QP
5	439.8250	31.71	-6.45	25.26	46.00	-20.74	QP
6	559.6200	30.91	-3.84	27.07	46.00	-18.93	QP

EUT	HUAWEI MediaPad T5	Model Name	AGS2-L03
Temperature	25°C	Relative Humidity	60%
Test Voltage	AC 120V/60Hz	Polarization	Horizontal
Test Mode	Adapter+Idle+2.4G WIFI+BT+GPS+Camera on(Front)		
Note	Adapter:BYD, USB Cable:FOXCONN, X axis, IMEI:004401721233266		
Test Engineer	Trey Chen		



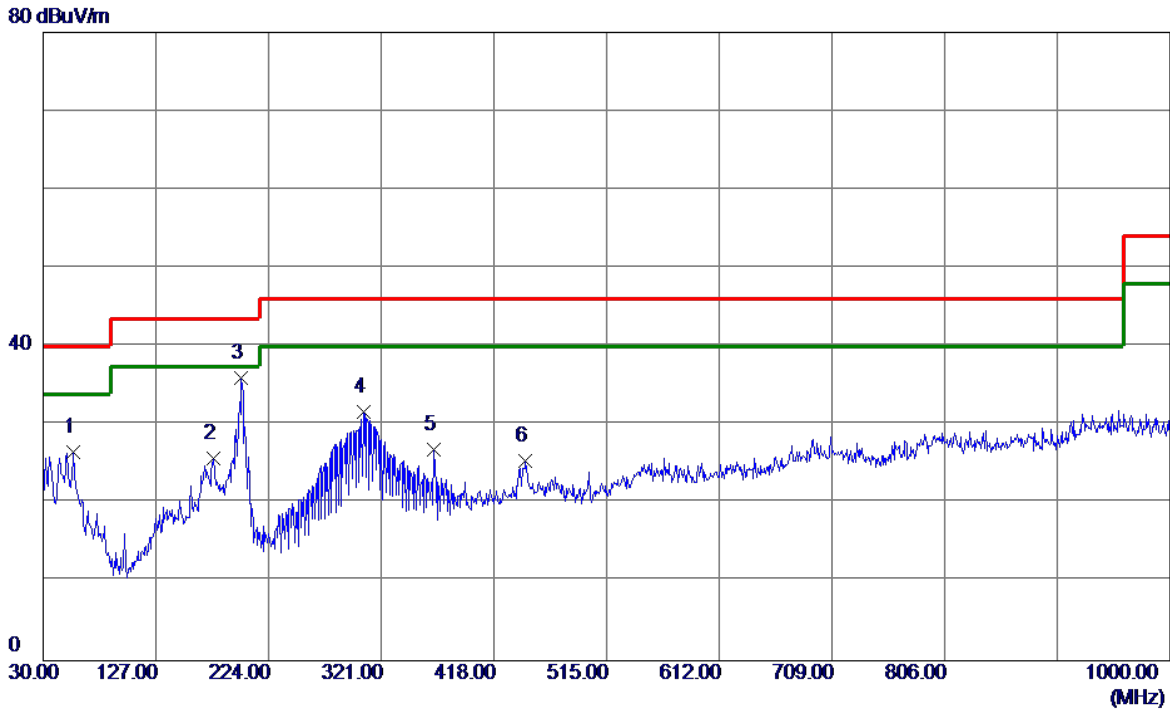
No.	Freq. MHz	Reading Level dBuV/m	Correct Factor dB	Measure ment dBuV/m	Limit dBuV/m	Margin dB	Detector
1	50.3700	38.55	-13.23	25.32	40.00	-14.68	QP
2	100.3250	33.83	-17.36	16.47	43.50	-27.03	QP
3	176.4700	35.92	-11.24	24.68	43.50	-18.82	QP
4 *	200.7200	48.44	-13.89	34.55	43.50	-8.95	QP
5	309.8450	40.73	-10.27	30.46	46.00	-15.54	QP
6	551.8600	29.90	-3.83	26.07	46.00	-19.93	QP

EUT	HUAWEI MediaPad T5	Model Name	AGS2-L03
Temperature	25°C	Relative Humidity	60%
Test Voltage	AC 120V/60Hz	Polarization	Vertical
Test Mode	Adapter+Idle+5G WIFI+BT+GPS+Camera on(Rear)		
Note	Adapter:BYD, USB Cable:FOXCONN, X axis, IMEI:004401721233266		
Test Engineer	Trey Chen		



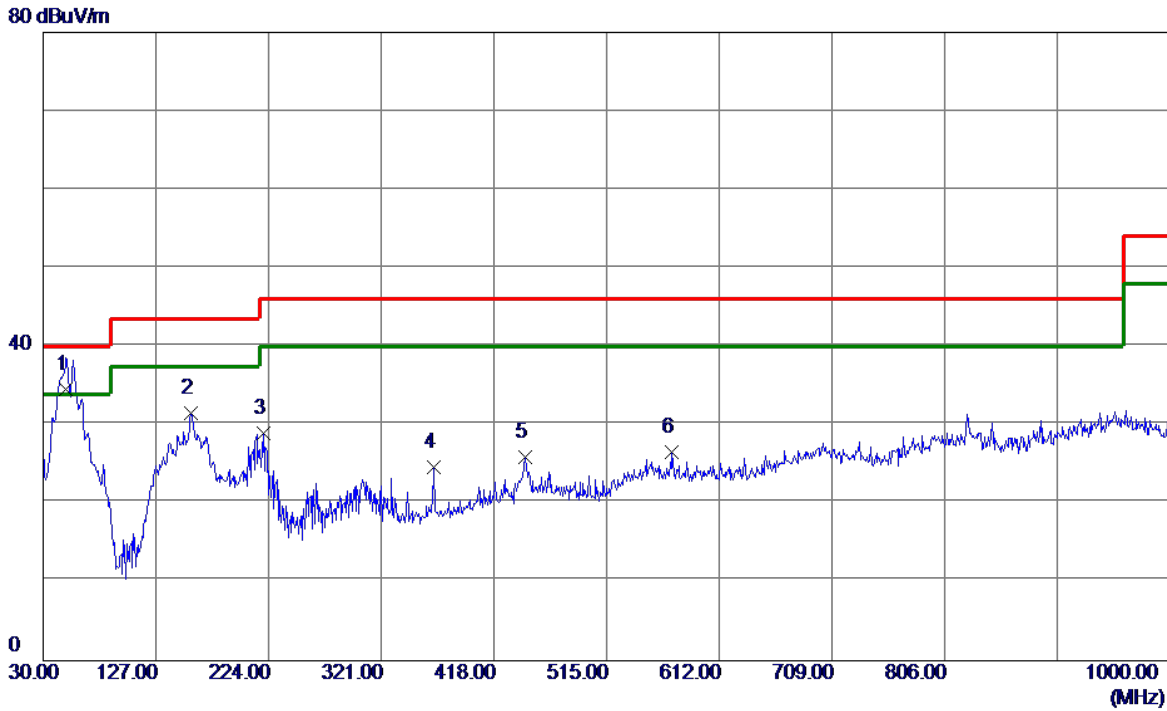
No.	Freq. MHz	Reading Level dBuV/m	Correct Factor dB	Measure ment dBuV/m	Limit dBuV/m	Margin dB	Detector
1 *	49.8849	48.62	-13.19	35.43	40.00	-4.57	QP
2	200.7200	45.03	-13.89	31.14	43.50	-12.36	QP
3	302.5700	34.62	-10.30	24.32	46.00	-21.68	QP
4	366.5900	34.91	-9.50	25.41	46.00	-20.59	QP
5	448.5550	31.66	-6.05	25.61	46.00	-20.39	QP
6	519.8500	30.65	-5.72	24.93	46.00	-21.07	QP

EUT	HUAWEI MediaPad T5	Model Name	AGS2-L03
Temperature	25°C	Relative Humidity	60%
Test Voltage	AC 120V/60Hz	Polarization	Horizontal
Test Mode	Adapter+Idle+5G WIFI+BT+GPS+Camera on(Rear)		
Note	Adapter:BYD, USB Cable:FOXCONN, X axis, IMEI:004401721233266		
Test Engineer	Trey Chen		



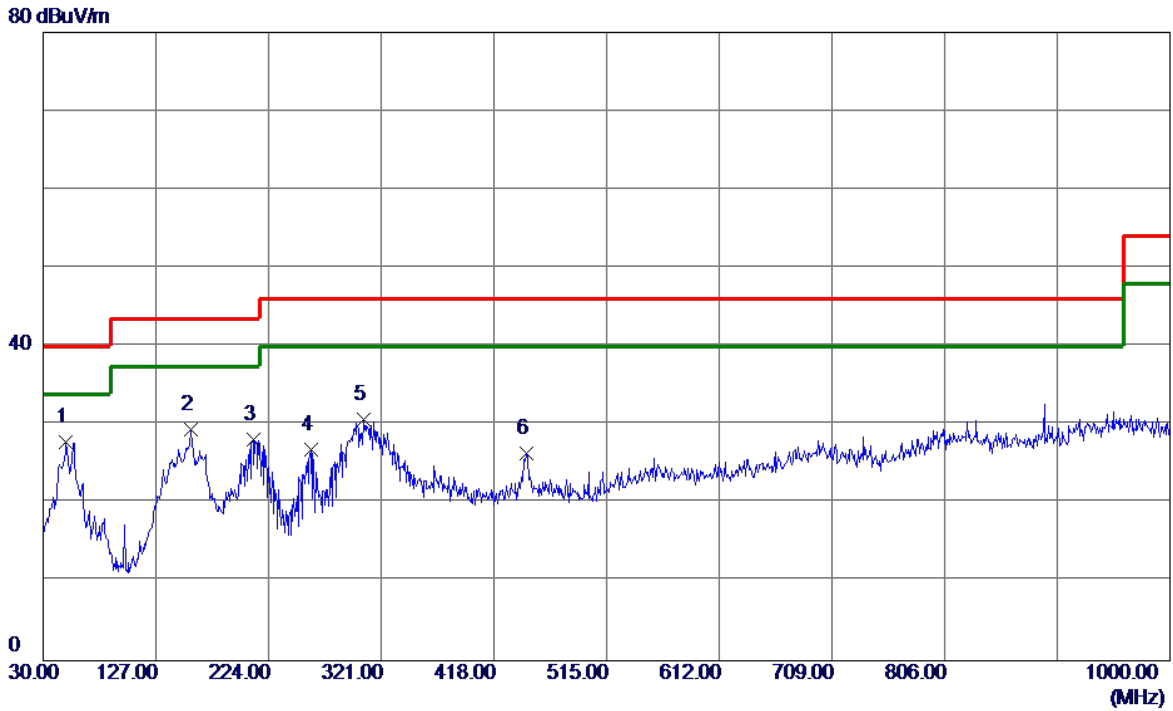
No.	Freq. MHz	Reading Level dBuV/m	Correct Factor dB	Measure ment dBuV/m	Limit dBuV/m	Margin dB	Detector
1	56.1900	40.22	-13.66	26.56	40.00	-13.44	QP
2	176.9550	37.06	-11.29	25.77	43.50	-17.73	QP
3 *	200.7200	49.93	-13.89	36.04	43.50	-7.46	QP
4	305.4800	41.98	-10.29	31.69	46.00	-14.31	QP
5	366.5900	36.34	-9.50	26.84	46.00	-19.16	QP
6	445.1600	31.57	-6.20	25.37	46.00	-20.63	QP

EUT	HUAWEI MediaPad T5	Model Name	AGS2-L03
Temperature	25°C	Relative Humidity	60%
Test Voltage	AC 120V/60Hz	Polarization	Vertical
Test Mode	Adapter+Traffic(GSM)		
Note	Adapter:BYD, USB Cable:FOXCONN, X axis, IMEI:004401721233266		
Test Engineer	Trey Chen		



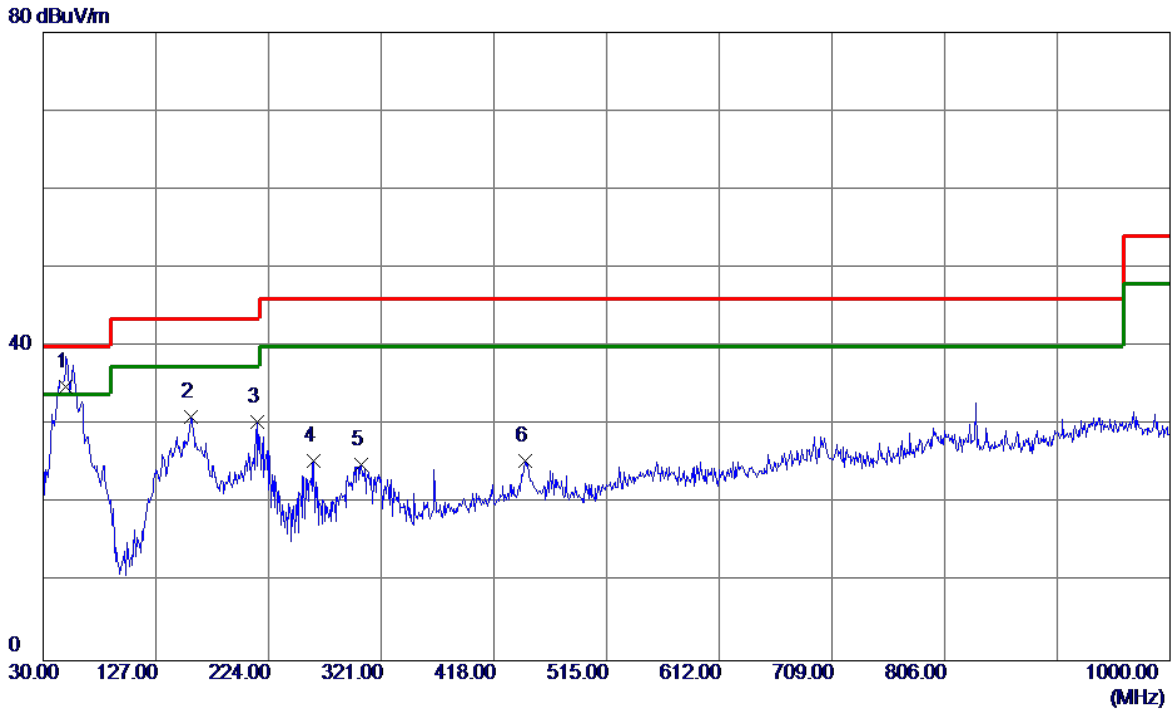
No.	Freq. MHz	Reading Level dBuV/m	Correct Factor dB	Measure ment dBuV/m	Limit dBuV/m	Margin dB	Detector
1 *	49.8849	47.76	-13.19	34.57	40.00	-5.43	QP
2	157.0700	41.65	-10.07	31.58	43.50	-11.92	QP
3	219.6350	42.75	-13.77	28.98	46.00	-17.02	QP
4	366.5900	34.08	-9.50	24.58	46.00	-21.42	QP
5	444.6750	32.19	-6.23	25.96	46.00	-20.04	QP
6	571.2600	30.37	-3.85	26.52	46.00	-19.48	QP

EUT	HUAWEI MediaPad T5	Model Name	AGS2-L03
Temperature	25°C	Relative Humidity	60%
Test Voltage	AC 120V/60Hz	Polarization	Horizontal
Test Mode	Adapter+Traffic(GSM)		
Note	Adapter:BYD, USB Cable:FOXCONN, X axis, IMEI:004401721233266		
Test Engineer	Trey Chen		



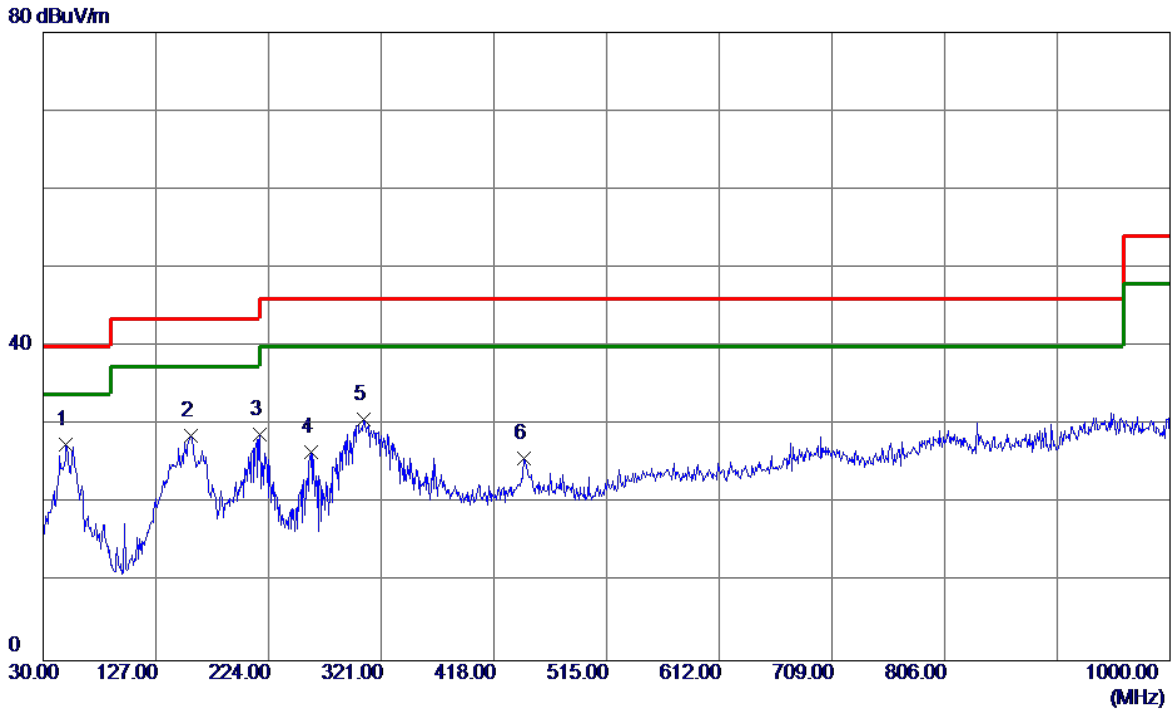
No.	Freq. MHz	Reading Level dBuV/m	Correct Factor dB	Measure ment dBuV/m	Limit dBuV/m	Margin dB	Detector
1 *	49.4000	40.99	-13.22	27.77	40.00	-12.23	QP
2	157.5549	39.41	-10.04	29.37	43.50	-14.13	QP
3	210.9050	42.37	-14.17	28.20	43.50	-15.30	QP
4	260.3750	39.74	-12.80	26.94	46.00	-19.06	QP
5	305.4800	40.94	-10.29	30.65	46.00	-15.35	QP
6	446.1300	32.53	-6.16	26.37	46.00	-19.63	QP

EUT	HUAWEI MediaPad T5	Model Name	AGS2-L03
Temperature	25°C	Relative Humidity	60%
Test Voltage	AC 120V/60Hz	Polarization	Vertical
Test Mode	Adapter+Traffic(WCDMA)		
Note	Adapter:BYD, USB Cable:FOXCONN, X axis, IMEI:004401721233266		
Test Engineer	Treey Chen		



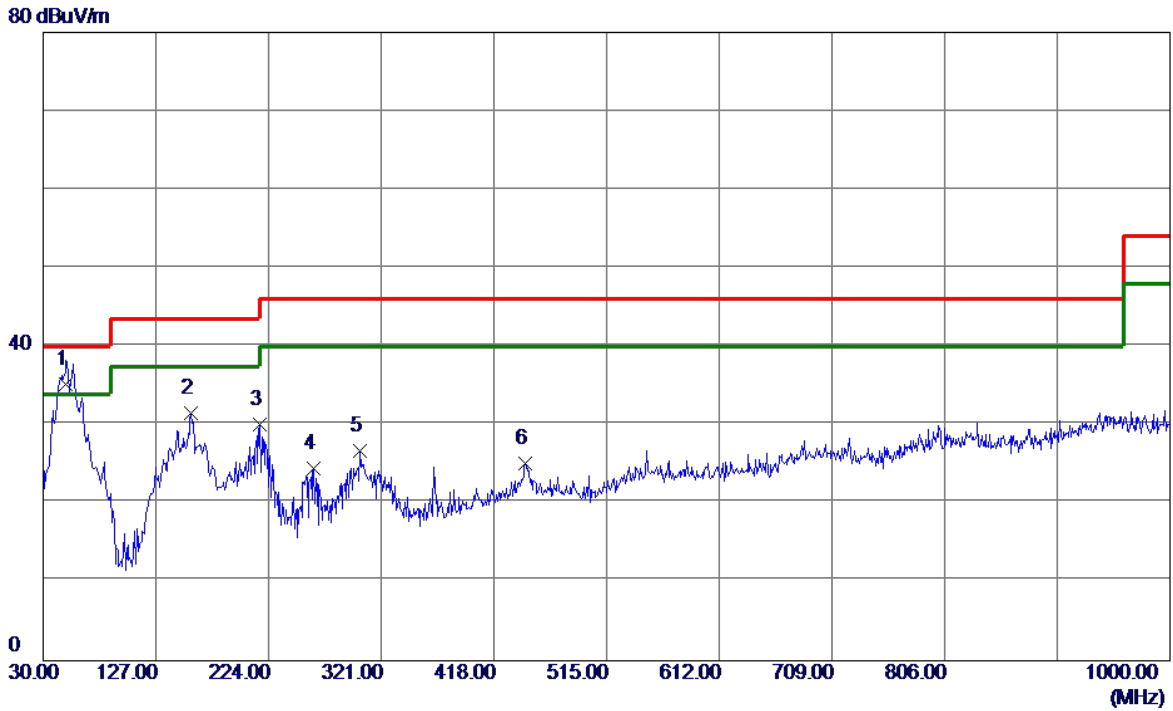
No.	Freq. MHz	Reading Level dBuV/m	Correct Factor dB	Measure ment dBuV/m	Limit dBuV/m	Margin dB	Detector
1 *	49.8849	48.06	-13.19	34.87	40.00	-5.13	QP
2	157.0700	41.12	-10.07	31.05	43.50	-12.45	QP
3	213.8150	44.39	-14.04	30.35	43.50	-13.15	QP
4	263.2850	37.94	-12.52	25.42	46.00	-20.58	QP
5	304.0250	35.21	-10.29	24.92	46.00	-21.08	QP
6	445.1600	31.62	-6.20	25.42	46.00	-20.58	QP

EUT	HUAWEI MediaPad T5	Model Name	AGS2-L03
Temperature	25°C	Relative Humidity	60%
Test Voltage	AC 120V/60Hz	Polarization	Horizontal
Test Mode	Adapter+Traffic(WCDMA)		
Note	Adapter:BYD, USB Cable:FOXCONN, X axis, IMEI:004401721233266		
Test Engineer	Trey Chen		



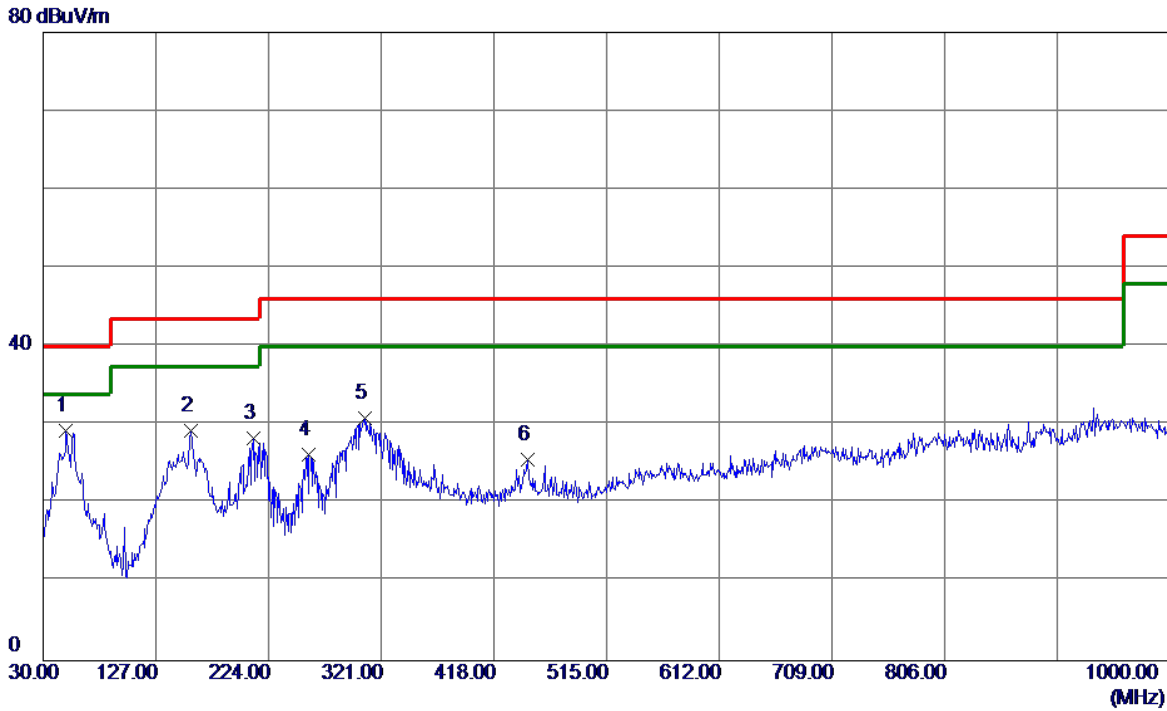
No.	Freq. MHz	Reading Level dBuV/m	Correct Factor dB	Measure ment dBuV/m	Limit dBuV/m	Margin dB	Detector
1 *	49.8849	40.68	-13.19	27.49	40.00	-12.51	QP
2	157.5549	38.70	-10.04	28.66	43.50	-14.84	QP
3	216.7250	42.66	-13.90	28.76	46.00	-17.24	QP
4	260.3750	39.43	-12.80	26.63	46.00	-19.37	QP
5	305.4800	41.01	-10.29	30.72	46.00	-15.28	QP
6	444.1900	31.95	-6.25	25.70	46.00	-20.30	QP

EUT	HUAWEI MediaPad T5	Model Name	AGS2-L03
Temperature	25°C	Relative Humidity	60%
Test Voltage	AC 120V/60Hz	Polarization	Vertical
Test Mode	Adapter+Traffic(LTE)		
Note	Adapter:BYD, USB Cable:FOXCONN, X axis, IMEI:004401721233266		
Test Engineer	Trey Chen		



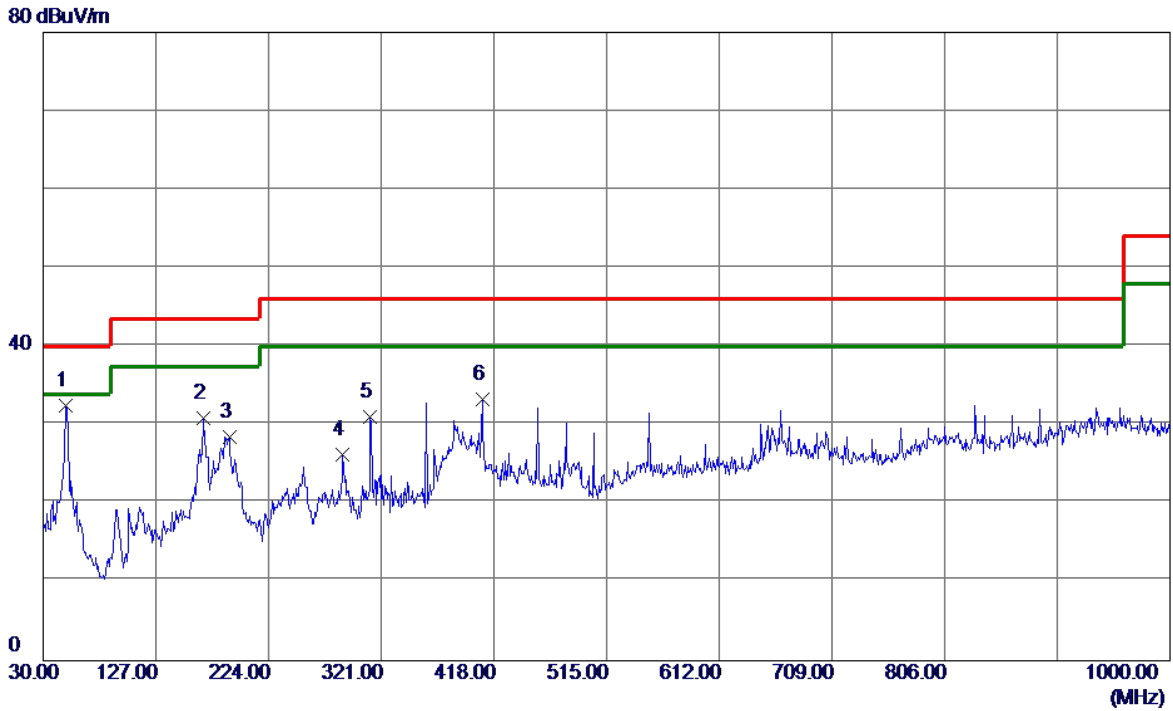
No.	Freq. MHz	Reading Level dBuV/m	Correct Factor dB	Measure ment dBuV/m	Limit dBuV/m	Margin dB	Detector
1 *	49.8849	48.36	-13.19	35.17	40.00	-4.83	QP
2	157.5549	41.55	-10.04	31.51	43.50	-11.99	QP
3	216.7250	43.99	-13.90	30.09	46.00	-15.91	QP
4	263.2850	36.98	-12.52	24.46	46.00	-21.54	QP
5	302.5700	36.97	-10.30	26.67	46.00	-19.33	QP
6	445.1600	31.26	-6.20	25.06	46.00	-20.94	QP

EUT	HUAWEI MediaPad T5	Model Name	AGS2-L03
Temperature	25°C	Relative Humidity	60%
Test Voltage	AC 120V/60Hz	Polarization	Horizontal
Test Mode	Adapter+Traffic(LTE)		
Note	Adapter:BYD, USB Cable:FOXCONN, X axis, IMEI:004401721233266		
Test Engineer	Trey Chen		



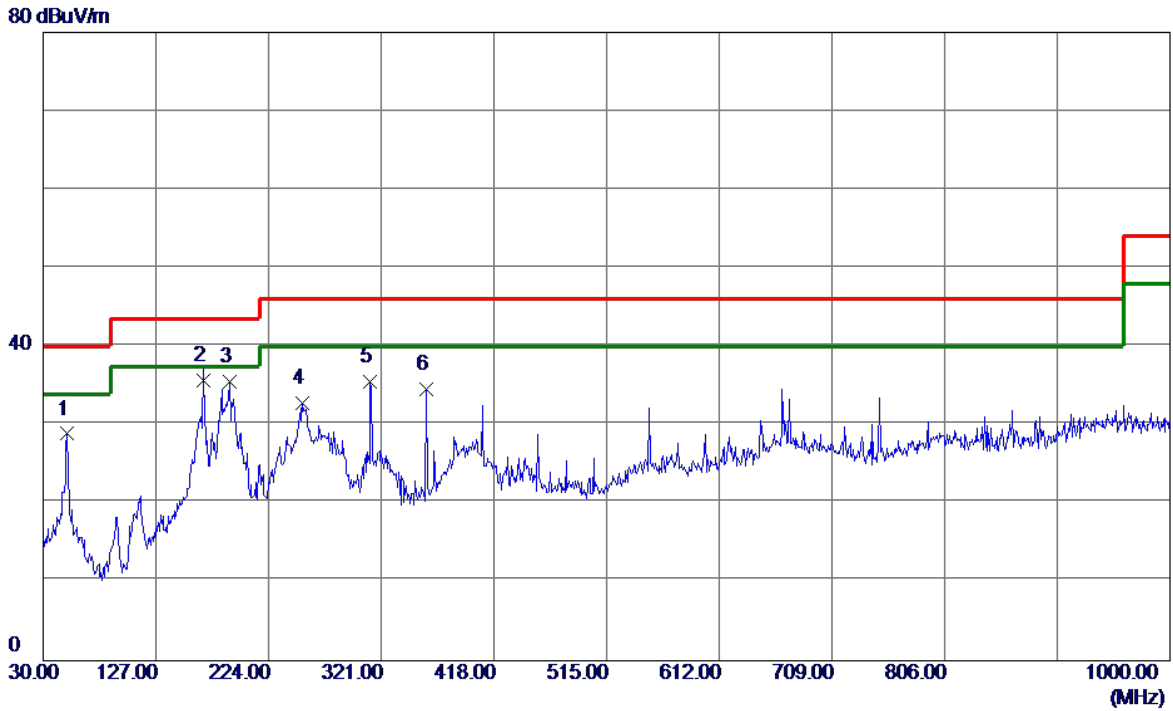
No.	Freq. MHz	Reading Level dBuV/m	Correct Factor dB	Measure ment dBuV/m	Limit dBuV/m	Margin dB	Detector
1 *	49.8849	42.53	-13.19	29.34	40.00	-10.66	QP
2	157.0700	39.40	-10.07	29.33	43.50	-14.17	QP
3	210.9050	42.52	-14.17	28.35	43.50	-15.15	QP
4	258.9200	39.22	-12.91	26.31	46.00	-19.69	QP
5	306.9350	41.16	-10.28	30.88	46.00	-15.12	QP
6	447.5850	31.72	-6.09	25.63	46.00	-20.37	QP

EUT	HUAWEI MediaPad T5	Model Name	AGS2-L03
Temperature	25°C	Relative Humidity	60%
Test Voltage	AC 120V/60Hz	Polarization	Vertical
Test Mode	USB Copy+Idle		
Note	USB Cable:FOXCONN, X axis, IMEI:004401721233266		
Test Engineer	Trey Chen		



No.	Freq. MHz	Reading Level dBuV/m	Correct Factor dB	Measure ment dBuV/m	Limit dBuV/m	Margin dB	Detector
1 *	49.8849	45.70	-13.19	32.51	40.00	-7.49	QP
2	168.2250	41.45	-10.50	30.95	43.50	-12.55	QP
3	190.0500	41.16	-12.63	28.53	43.50	-14.97	QP
4	288.0200	36.97	-10.76	26.21	46.00	-19.79	QP
5	311.7850	41.35	-10.26	31.09	46.00	-14.91	QP
6	407.8150	41.22	-7.93	33.29	46.00	-12.71	QP

EUT	HUAWEI MediaPad T5	Model Name	AGS2-L03
Temperature	25°C	Relative Humidity	60%
Test Voltage	AC 120V/60Hz	Polarization	Horizontal
Test Mode	USB Copy+Idle		
Note	USB Cable:FOXCONN, X axis, IMEI:004401721233266		
Test Engineer	Trey Chen		



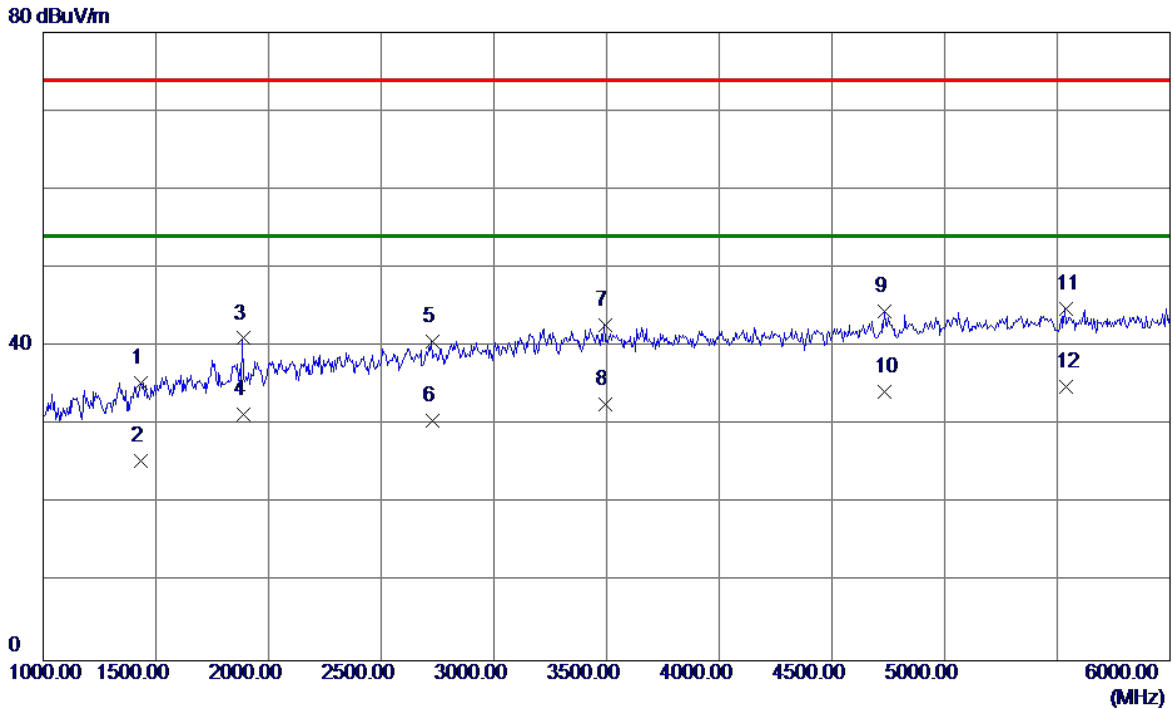
No.	Freq. MHz	Reading Level dBuV/m	Correct Factor dB	Measure ment dBuV/m	Limit dBuV/m	Margin dB	Detector
1	50.3700	42.11	-13.23	28.88	40.00	-11.12	QP
2 *	168.2250	46.18	-10.50	35.68	43.50	-7.82	QP
3	190.0500	48.12	-12.63	35.49	43.50	-8.01	QP
4	253.5850	46.15	-13.32	32.83	46.00	-13.17	QP
5	311.7850	45.73	-10.26	35.47	46.00	-10.53	QP
6	359.8000	44.30	-9.75	34.55	46.00	-11.45	QP

4.2.7 TEST RESULTS-ABOVE 1 GHZ

Remark :

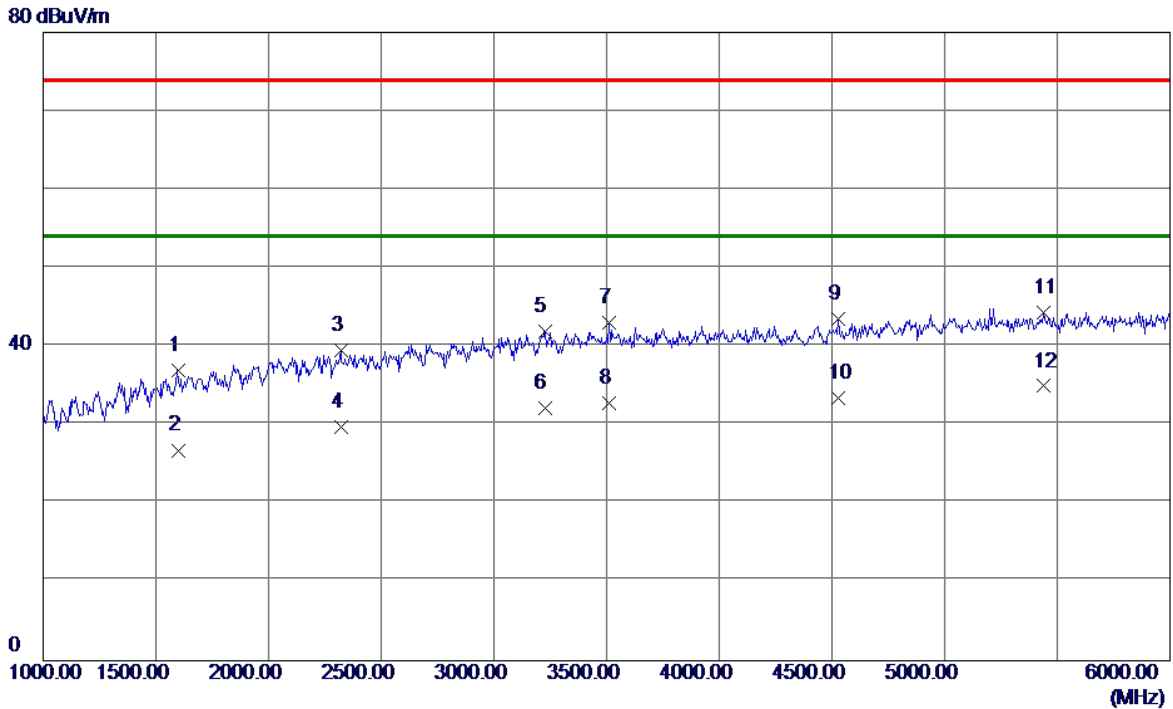
- (1) All readings are Peak unless otherwise stated QP in column of 『Note 』. Peak denotes that the Peak reading compliance with the QP Limits and then QP Mode measurement didn't perform.
- (2) Radiated emissions measured in frequency range above 1000 MHz were made with an instrument using Peak detector mode and AV detector mode of the emission.
- (3) Data of measurement within this frequency range shown “ * ” in the table above means the reading of emissions are attenuated more than 20 dB below the permissible limits or the field strength is too small to be measured.
- (4) A preamp and high pass filter were used for this test in order to provide sufficient measurement sensitivity.

EUT	HUAWEI MediaPad T5	Model Name	AGS2-L03
Temperature	28°C	Relative Humidity	56%
Test Voltage	AC 120V/60Hz	Polarization	Vertical
Test Mode	Adapter+Idle+Playing+Speaker		
Note	Adapter:BYD, USB Cable:FOXCONN, X axis, IMEI:004401721233415		
Test Engineer	Treey Chen		



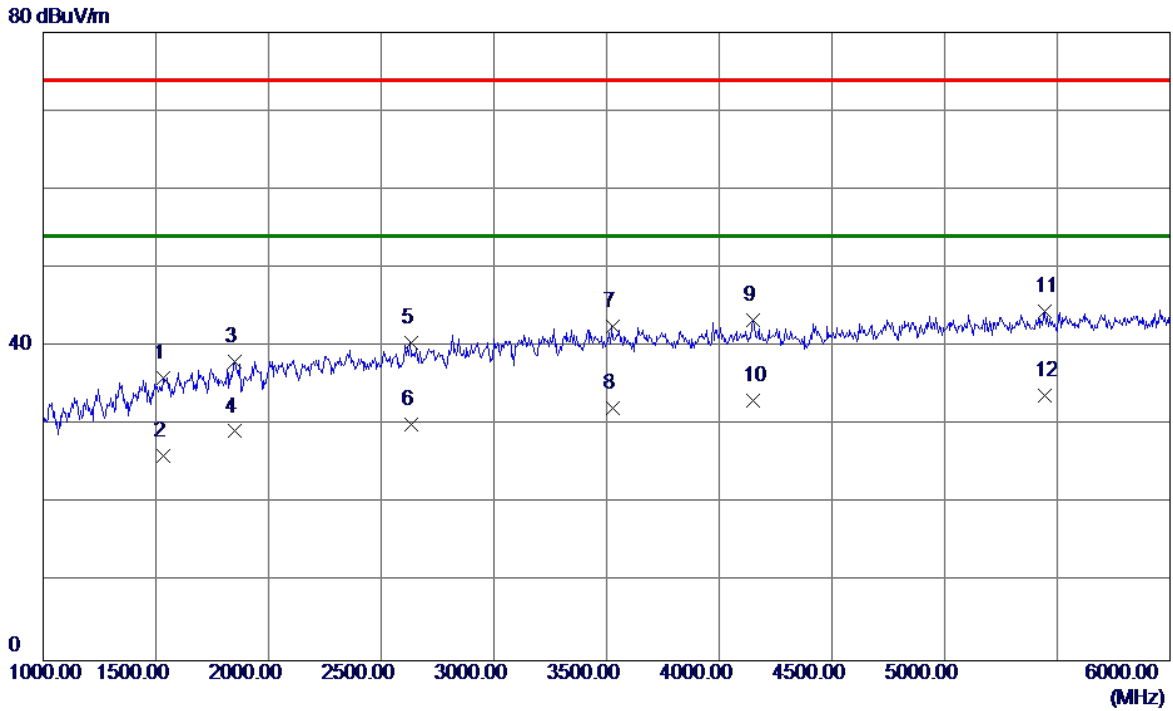
No.	Freq. MHz	Reading Level dBuV/m	Correct Factor dB	Measure ment dBuV/m	Limit dBuV/m	Margin dB	Detector
1	1435.0000	39.71	-4.33	35.38	74.00	-38.62	Peak
2	1435.0000	29.76	-4.33	25.43	54.00	-28.57	AVG
3	1887.5000	44.41	-3.37	41.04	74.00	-32.96	Peak
4	1887.5000	34.79	-3.37	31.42	54.00	-22.58	AVG
5	2727.5000	39.25	1.43	40.68	74.00	-33.32	Peak
6	2727.5000	29.06	1.43	30.49	54.00	-23.51	AVG
7	3492.5000	39.23	3.42	42.65	74.00	-31.35	Peak
8	3492.5000	29.23	3.42	32.65	54.00	-21.35	AVG
9	4735.0000	39.28	5.21	44.49	74.00	-29.51	Peak
10	4735.0000	29.04	5.21	34.25	54.00	-19.75	AVG
11	5537.5000	37.91	6.84	44.75	74.00	-29.25	Peak
12 *	5537.5000	28.01	6.84	34.85	54.00	-19.15	AVG

EUT	HUAWEI MediaPad T5	Model Name	AGS2-L03
Temperature	28°C	Relative Humidity	56%
Test Voltage	AC 120V/60Hz	Polarization	Horizontal
Test Mode	Adapter+Idle+Playing+Speaker		
Note	Adapter:BYD, USB Cable:FOXCONN, X axis, IMEI:004401721233415		
Test Engineer	Trey Chen		



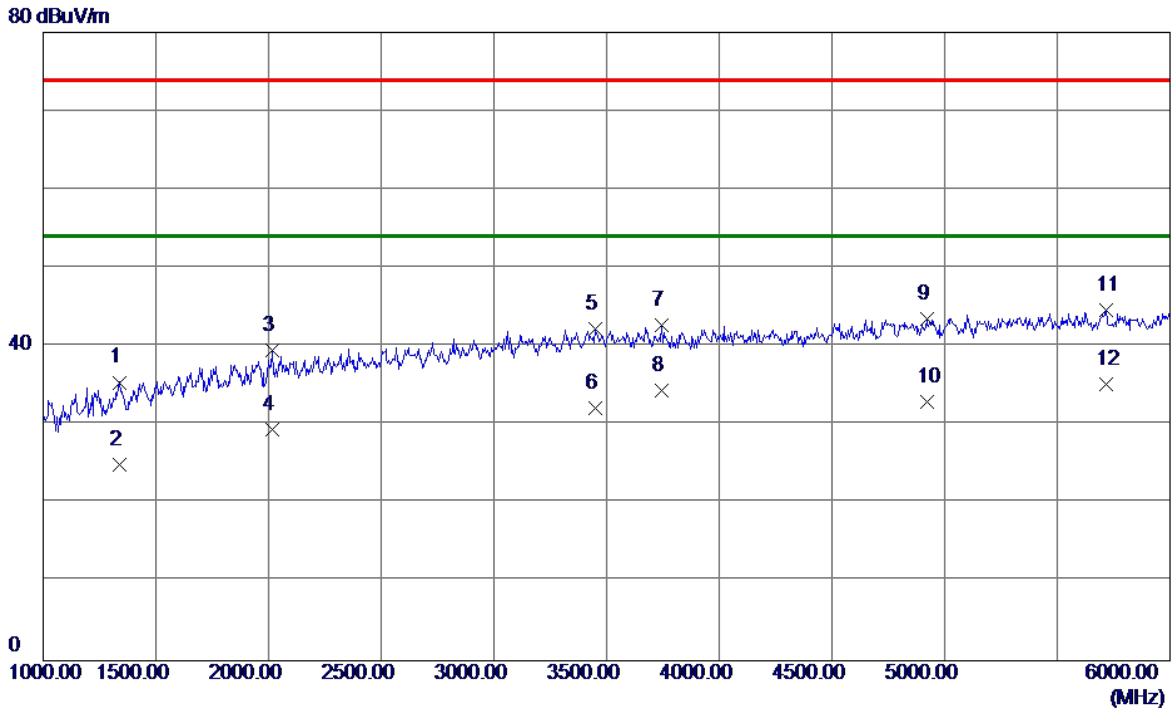
No.	Freq. MHz	Reading Level dBuV/m	Correct Factor dB	Measurement dBuV/m	Limit dBuV/m	Margin dB	Detector
1	1597.5000	40.78	-3.84	36.94	74.00	-37.06	Peak
2	1597.5000	30.64	-3.84	26.80	54.00	-27.20	AVG
3	2320.0000	40.24	-0.79	39.45	74.00	-34.55	Peak
4	2320.0000	30.52	-0.79	29.73	54.00	-24.27	AVG
5	3225.0000	39.07	2.90	41.97	74.00	-32.03	Peak
6	3225.0000	29.28	2.90	32.18	54.00	-21.82	AVG
7	3512.5000	39.51	3.46	42.97	74.00	-31.03	Peak
8	3512.5000	29.41	3.46	32.87	54.00	-21.13	AVG
9	4530.0000	38.67	4.83	43.50	74.00	-30.50	Peak
10	4530.0000	28.66	4.83	33.49	54.00	-20.51	AVG
11	5440.0000	37.63	6.68	44.31	74.00	-29.69	Peak
12 *	5440.0000	28.28	6.68	34.96	54.00	-19.04	AVG

EUT	HUAWEI MediaPad T5	Model Name	AGS2-L03
Temperature	28°C	Relative Humidity	56%
Test Voltage	AC 120V/60Hz	Polarization	Vertical
Test Mode	Adapter+Idle+Playing+Earphone		
Note	Adapter:BYD, USB Cable:FOXCONN, X axis, IMEI:004401721233415		
Test Engineer	Trey Chen		



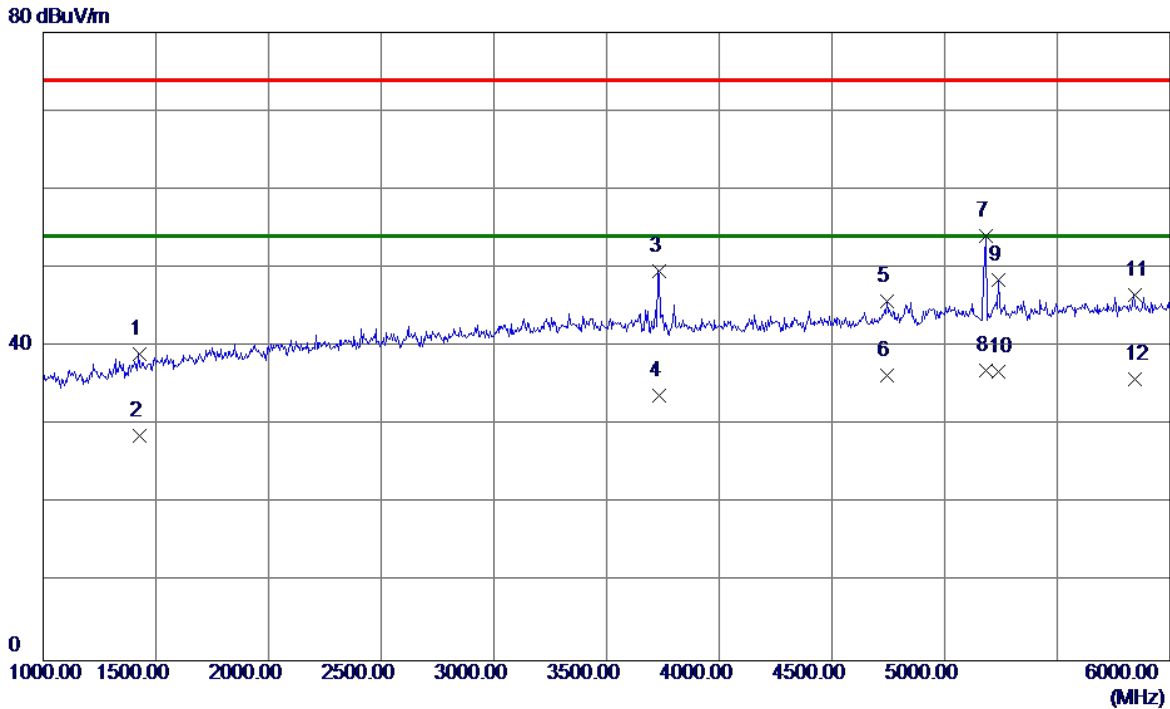
No.	Freq. MHz	Reading Level dBuV/m	Correct Factor dB	Measurement dBuV/m	Limit dBuV/m	Margin dB	Detector
1	1535.0000	39.98	-3.94	36.04	74.00	-37.96	Peak
2	1535.0000	30.03	-3.94	26.09	54.00	-27.91	AVG
3	1850.0000	41.44	-3.43	38.01	74.00	-35.99	Peak
4	1850.0000	32.63	-3.43	29.20	54.00	-24.80	AVG
5	2632.5000	39.34	1.07	40.41	74.00	-33.59	Peak
6	2632.5000	28.97	1.07	30.04	54.00	-23.96	AVG
7	3527.5000	39.08	3.49	42.57	74.00	-31.43	Peak
8	3527.5000	28.74	3.49	32.23	54.00	-21.77	AVG
9	4152.5000	38.76	4.61	43.37	74.00	-30.63	Peak
10	4152.5000	28.54	4.61	33.15	54.00	-20.85	AVG
11	5445.0000	37.77	6.70	44.47	74.00	-29.53	Peak
12 *	5445.0000	27.03	6.70	33.73	54.00	-20.27	AVG

EUT	HUAWEI MediaPad T5	Model Name	AGS2-L03
Temperature	28°C	Relative Humidity	56%
Test Voltage	AC 120V/60Hz	Polarization	Horizontal
Test Mode	Adapter+Idle+Playing+Earphone		
Note	Adapter:BYD, USB Cable:FOXCONN, X axis, IMEI:004401721233415		
Test Engineer	Trey Chen		



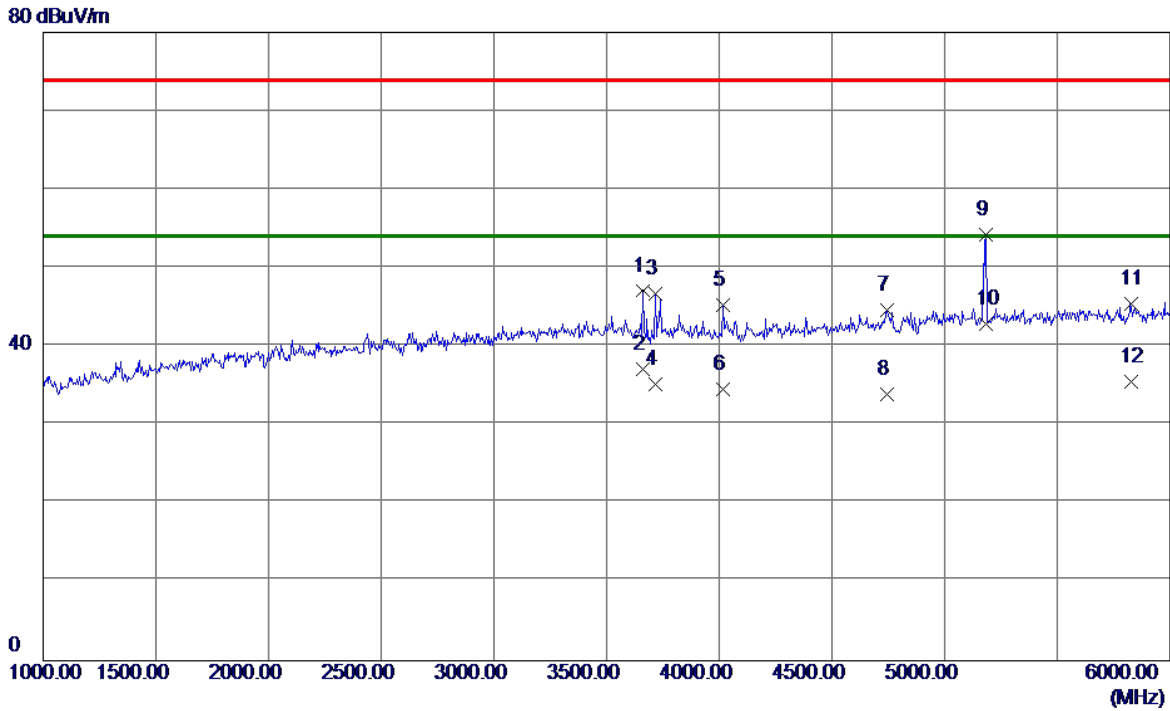
No.	Freq. MHz	Reading Level dBuV/m	Correct Factor dB	Measure ment dBuV/m	Limit dBuV/m	Margin dB	Detector
1	1340.0000	40.26	-4.82	35.44	74.00	-38.56	Peak
2	1340.0000	29.83	-4.82	25.01	54.00	-28.99	AVG
3	2015.0000	42.54	-3.08	39.46	74.00	-34.54	Peak
4	2015.0000	32.50	-3.08	29.42	54.00	-24.58	AVG
5	3452.5000	38.91	3.34	42.25	74.00	-31.75	Peak
6	3452.5000	28.81	3.34	32.15	54.00	-21.85	AVG
7	3745.0000	38.81	3.97	42.78	74.00	-31.22	Peak
8	3745.0000	30.46	3.97	34.43	54.00	-19.57	AVG
9	4922.5000	38.03	5.55	43.58	74.00	-30.42	Peak
10	4922.5000	27.35	5.55	32.90	54.00	-21.10	AVG
11	5715.0000	37.75	6.94	44.69	74.00	-29.31	Peak
12 *	5715.0000	28.27	6.94	35.21	54.00	-18.79	AVG

EUT	HUAWEI MediaPad T5	Model Name	AGS2-L03
Temperature	28°C	Relative Humidity	56%
Test Voltage	AC 120V/60Hz	Polarization	Vertical
Test Mode	Adapter+Idle+2.4G WIFI+BT+GPS+Camera on(Front)		
Note	Adapter:BYD, USB Cable:FOXCONN, X axis, IMEI:004401721233415		
Test Engineer	Trey Chen		



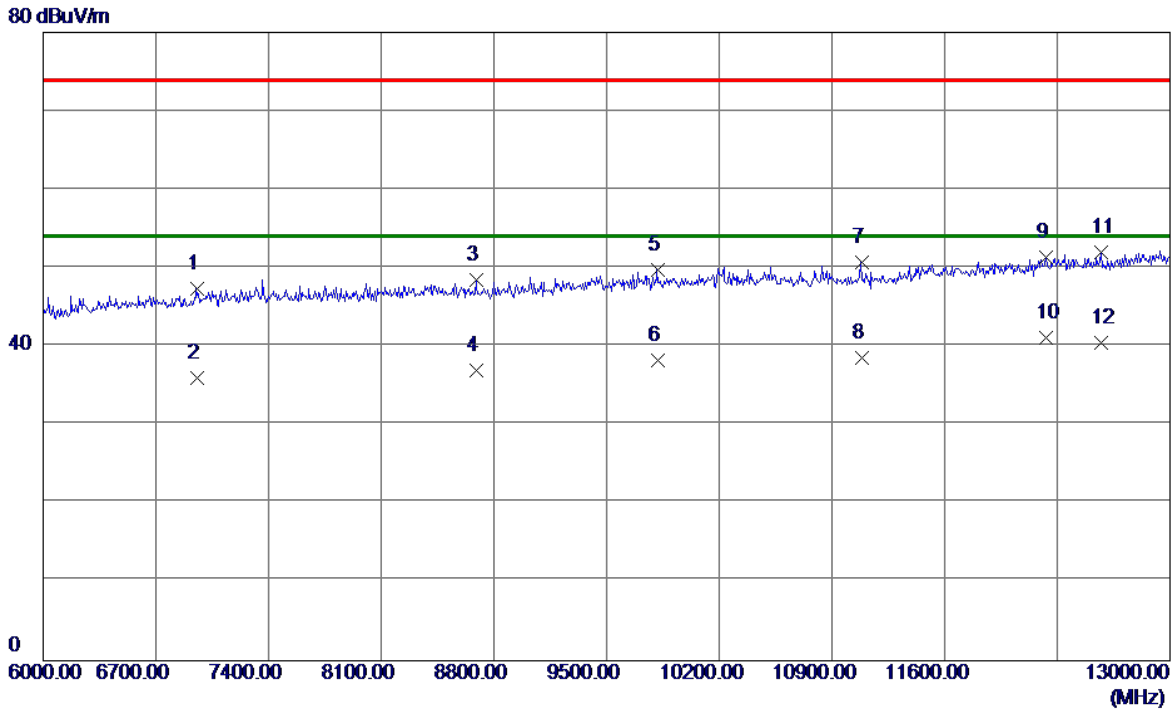
No.	Freq. MHz	Reading Level dBuV/m	Correct Factor dB	Measure ment dBuV/m	Limit dBuV/m	Margin dB	Detector
1	1427.5000	43.34	-4.37	38.97	74.00	-35.03	Peak
2	1427.5000	33.01	-4.37	28.64	54.00	-25.36	AVG
3	3732.5000	45.70	3.95	49.65	74.00	-24.35	Peak
4	3732.5000	29.86	3.95	33.81	54.00	-20.19	AVG
5	4745.0000	40.52	5.23	45.75	74.00	-28.25	Peak
6	4745.0000	31.05	5.23	36.28	54.00	-17.72	AVG
7	5185.0000	48.03	6.11	54.14	74.00	-19.86	Peak
8 *	5185.0000	30.88	6.11	36.99	54.00	-17.01	AVG
9	5240.0000	42.23	6.23	48.46	74.00	-25.54	Peak
10	5240.0000	30.64	6.23	36.87	54.00	-17.13	AVG
11	5842.5000	39.53	7.02	46.55	74.00	-27.45	Peak
12	5842.5000	28.84	7.02	35.86	54.00	-18.14	AVG

EUT	HUAWEI MediaPad T5	Model Name	AGS2-L03
Temperature	28°C	Relative Humidity	56%
Test Voltage	AC 120V/60Hz	Polarization	Horizontal
Test Mode	Adapter+Idle+2.4G WIFI+BT+GPS+Camera on(Front)		
Note	Adapter:BYD, USB Cable:FOXCONN, X axis, IMEI:004401721233415		
Test Engineer	Treey Chen		



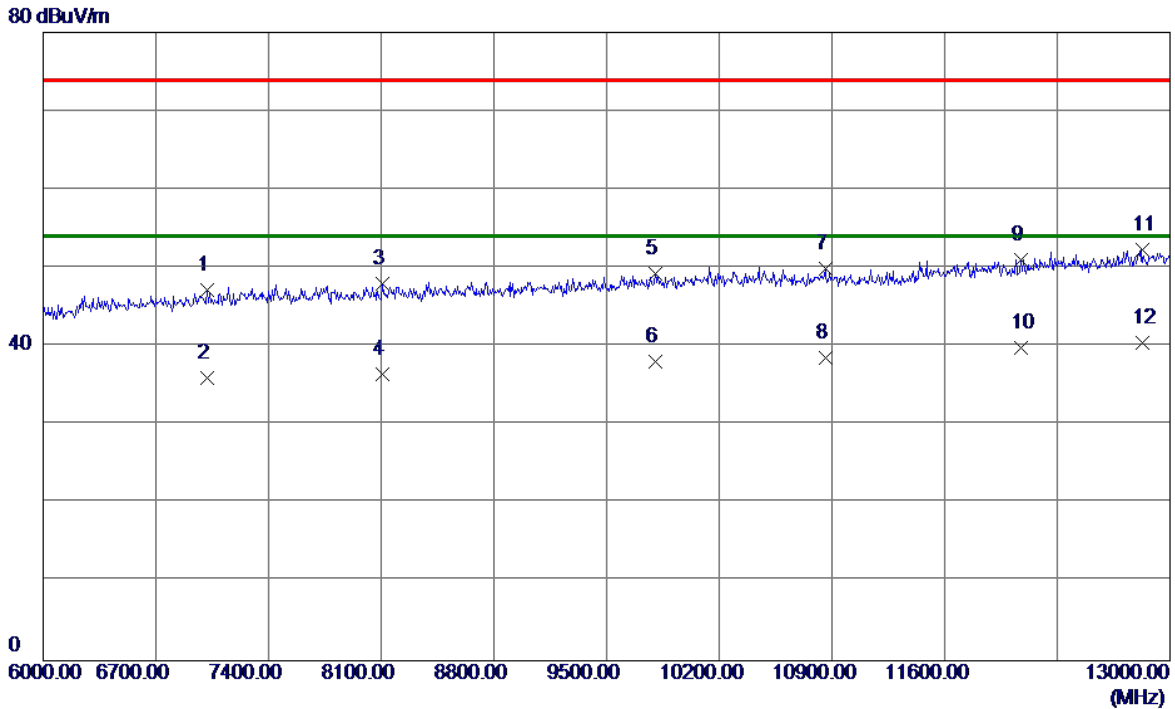
No.	Freq. MHz	Reading Level dBuV/m	Correct Factor dB	Measure ment dBuV/m	Limit dBuV/m	Margin dB	Detector
1	3662.5000	43.33	3.79	47.12	74.00	-26.88	Peak
2	3662.5000	33.33	3.79	37.12	54.00	-16.88	AVG
3	3717.5000	42.74	3.91	46.65	74.00	-27.35	Peak
4	3717.5000	31.33	3.91	35.24	54.00	-18.76	AVG
5	4015.0000	40.70	4.55	45.25	74.00	-28.75	Peak
6	4015.0000	29.94	4.55	34.49	54.00	-19.51	AVG
7	4745.0000	39.43	5.23	44.66	74.00	-29.34	Peak
8	4745.0000	28.70	5.23	33.93	54.00	-20.07	AVG
9	5185.0000	48.15	6.11	54.26	74.00	-19.74	Peak
10 *	5185.0000	36.74	6.11	42.85	54.00	-11.15	AVG
11	5825.0000	38.36	7.01	45.37	74.00	-28.63	Peak
12	5825.0000	28.49	7.01	35.50	54.00	-18.50	AVG

EUT	HUAWEI MediaPad T5	Model Name	AGS2-L03
Temperature	28°C	Relative Humidity	56%
Test Voltage	AC 120V/60Hz	Polarization	Vertical
Test Mode	Adapter+Idle+2.4G WIFI+BT+GPS+Camera on(Front)		
Note	Adapter:BYD, USB Cable:FOXCONN, X axis, IMEI:004401721233415		
Test Engineer	Trey Chen		



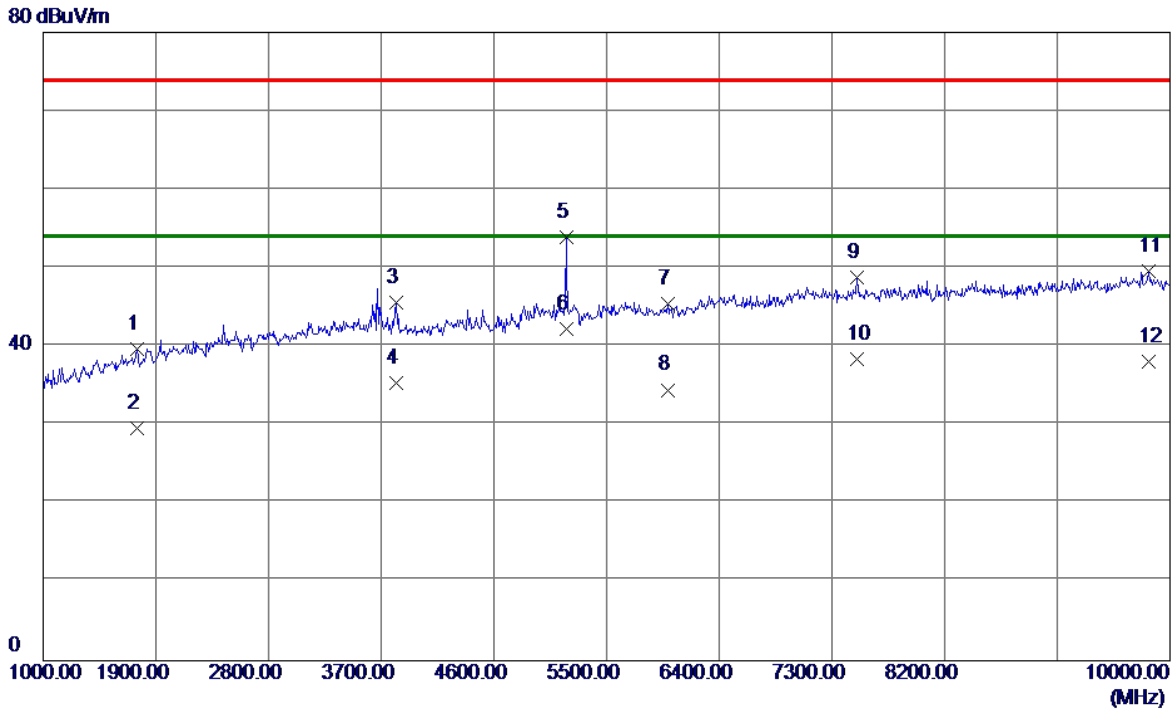
No.	Freq. MHz	Reading Level dBuV/m	Correct Factor dB	Measure ment dBuV/m	Limit dBuV/m	Margin dB	Detector
1	6955.5000	37.02	10.33	47.35	74.00	-26.65	Peak
2	6955.5000	25.68	10.33	36.01	54.00	-17.99	AVG
3	8691.5000	32.69	15.80	48.49	74.00	-25.51	Peak
4	8691.5000	21.10	15.80	36.90	54.00	-17.10	AVG
5	9818.5000	32.01	17.81	49.82	74.00	-24.18	Peak
6	9818.5000	20.47	17.81	38.28	54.00	-15.72	AVG
7	11085.5000	30.91	19.84	50.75	74.00	-23.25	Peak
8	11085.5000	18.74	19.84	38.58	54.00	-15.42	AVG
9	12230.0000	29.46	21.88	51.34	74.00	-22.66	Peak
10 *	12230.0000	19.30	21.88	41.18	54.00	-12.82	AVG
11	12573.0000	30.10	21.97	52.07	74.00	-21.93	Peak
12	12573.0000	18.44	21.97	40.41	54.00	-13.59	AVG

EUT	HUAWEI MediaPad T5	Model Name	AGS2-L03
Temperature	28°C	Relative Humidity	56%
Test Voltage	AC 120V/60Hz	Polarization	Horizontal
Test Mode	Adapter+Idle+2.4G WIFI+BT+GPS+Camera on(Front)		
Note	Adapter:BYD, USB Cable:FOXCONN, X axis, IMEI:004401721233415		
Test Engineer	Trey Chen		



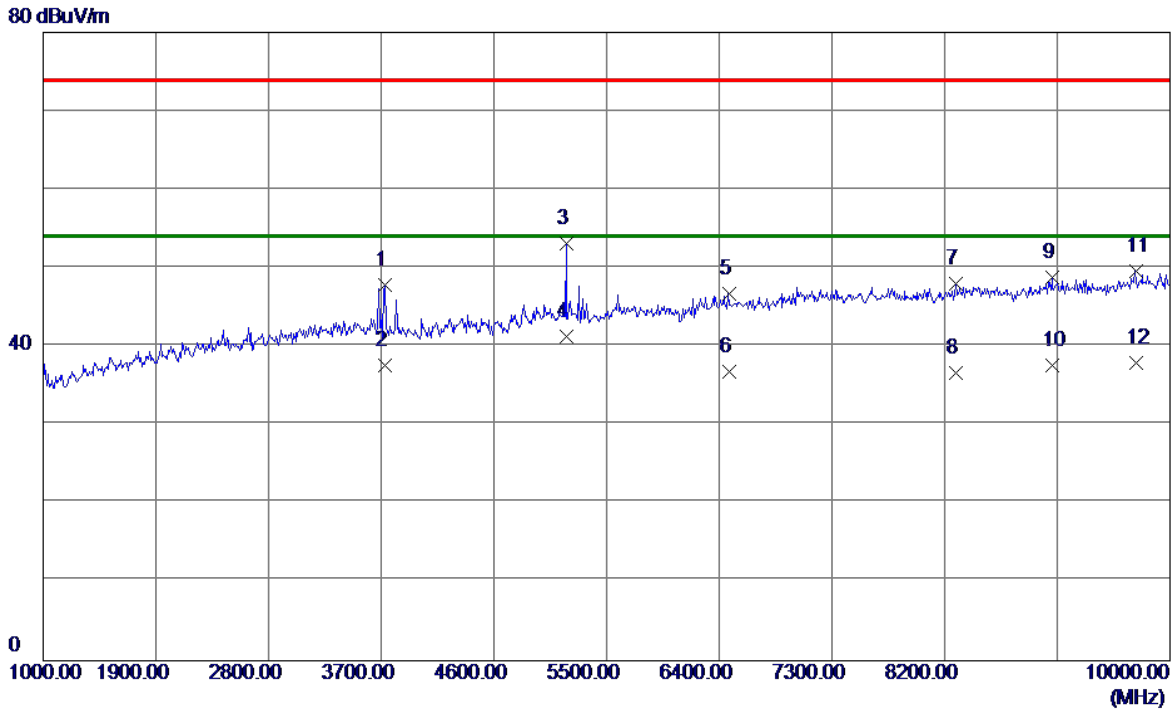
No.	Freq. MHz	Reading Level dBuV/m	Correct Factor dB	Measure ment dBuV/m	Limit dBuV/m	Margin dB	Detector
1	7022.0000	36.73	10.49	47.22	74.00	-26.78	Peak
2	7022.0000	25.58	10.49	36.07	54.00	-17.93	AVG
3	8110.5000	34.39	13.56	47.95	74.00	-26.05	Peak
4	8110.5000	22.90	13.56	36.46	54.00	-17.54	AVG
5	9804.5000	31.55	17.80	49.35	74.00	-24.65	Peak
6	9804.5000	20.30	17.80	38.10	54.00	-15.90	AVG
7	10861.5000	30.57	19.35	49.92	74.00	-24.08	Peak
8	10861.5000	19.17	19.35	38.52	54.00	-15.48	AVG
9	12076.0000	29.27	21.83	51.10	74.00	-22.90	Peak
10	12076.0000	17.99	21.83	39.82	54.00	-14.18	AVG
11	12828.5000	30.35	21.96	52.31	74.00	-21.69	Peak
12 *	12828.5000	18.56	21.96	40.52	54.00	-13.48	AVG

EUT	HUAWEI MediaPad T5	Model Name	AGS2-L03
Temperature	28°C	Relative Humidity	56%
Test Voltage	AC 120V/60Hz	Polarization	Vertical
Test Mode	Adapter+Idle+5G WIFI+BT+GPS+Camera on(Rear)		
Note	Adapter:BYD, USB Cable:FOXCONN, X axis, IMEI:004401721233415		
Test Engineer	Trey Chen		



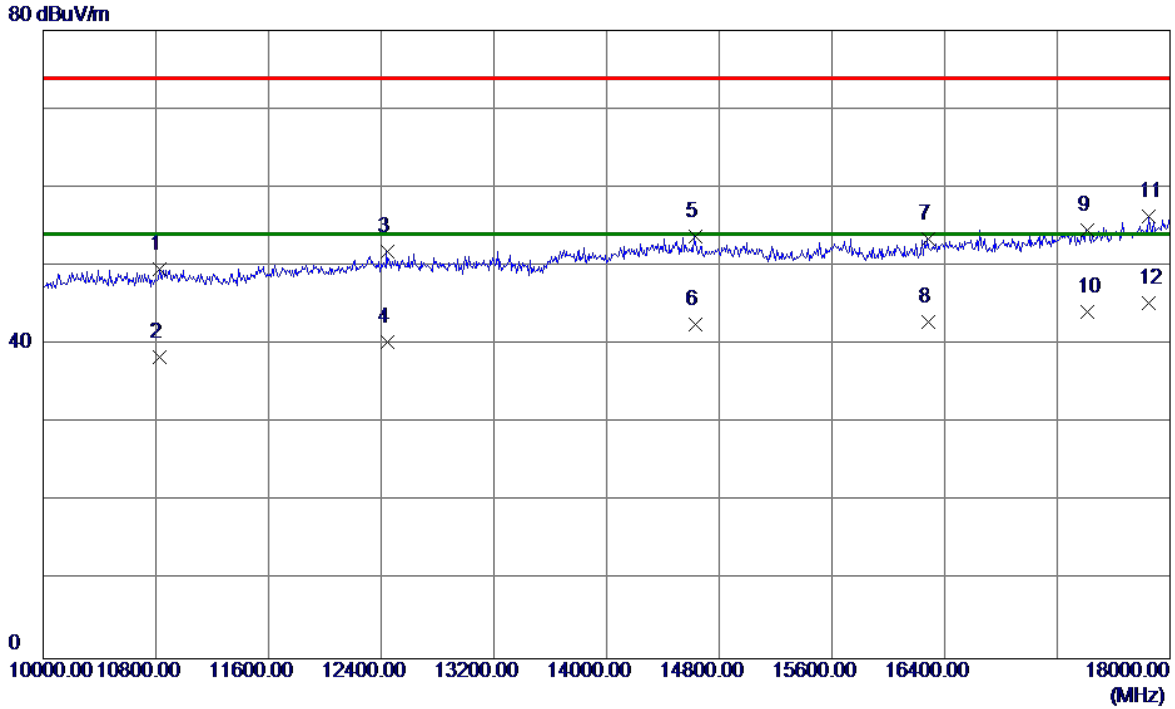
No.	Freq. MHz	Reading Level dBuV/m	Correct Factor dB	Measure ment dBuV/m	Limit dBuV/m	Margin dB	Detector
1	1751.5000	43.21	-3.59	39.62	74.00	-34.38	Peak
2	1751.5000	33.17	-3.59	29.58	54.00	-24.42	AVG
3	3821.5000	41.46	4.14	45.60	74.00	-28.40	Peak
4	3821.5000	31.19	4.14	35.33	54.00	-18.67	AVG
5	5180.5000	47.86	6.10	53.96	74.00	-20.04	Peak
6 *	5180.5000	36.19	6.10	42.29	54.00	-11.71	AVG
7	5986.0000	38.40	7.10	45.50	74.00	-28.50	Peak
8	5986.0000	27.38	7.10	34.48	54.00	-19.52	AVG
9	7502.5000	37.40	11.33	48.73	74.00	-25.27	Peak
10	7502.5000	27.02	11.33	38.35	54.00	-15.65	AVG
11	9829.0000	31.71	17.82	49.53	74.00	-24.47	Peak
12	9829.0000	20.24	17.82	38.06	54.00	-15.94	AVG

EUT	HUAWEI MediaPad T5	Model Name	AGS2-L03
Temperature	28°C	Relative Humidity	56%
Test Voltage	AC 120V/60Hz	Polarization	Horizontal
Test Mode	Adapter+Idle+5G WIFI+BT+GPS+Camera on(Rear)		
Note	Adapter:BYD, USB Cable:FOXCONN, X axis, IMEI:004401721233415		
Test Engineer	Trey Chen		



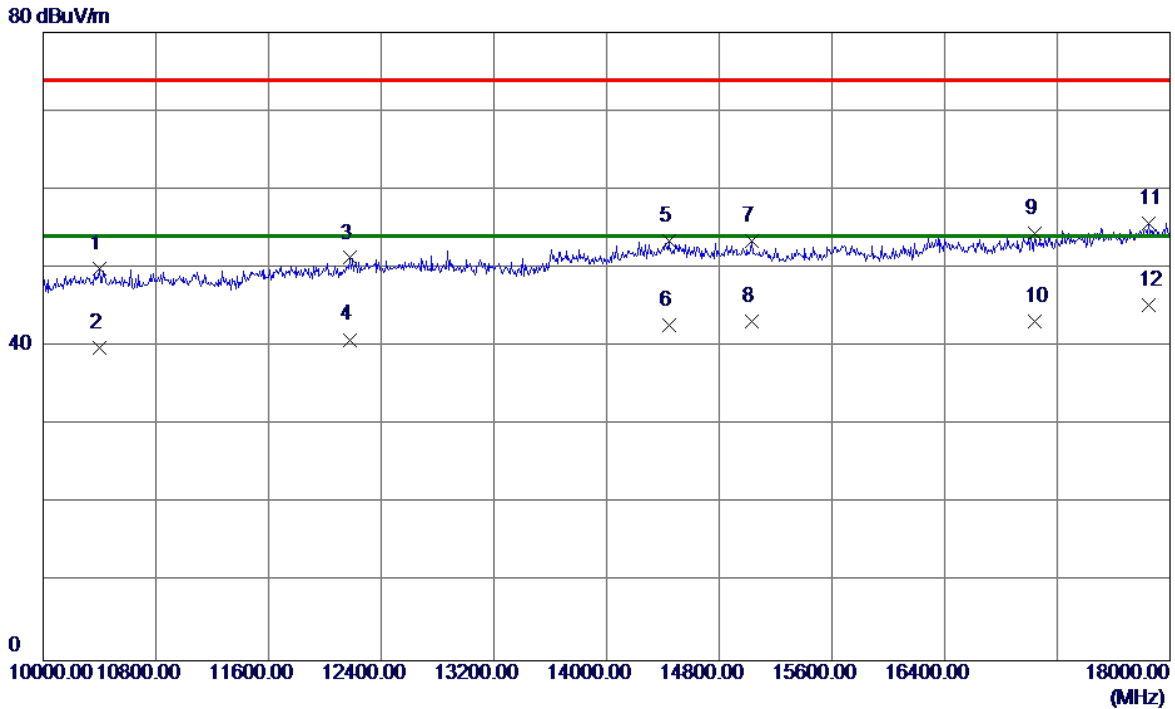
No.	Freq. MHz	Reading Level dBuV/m	Correct Factor dB	Measure ment dBuV/m	Limit dBuV/m	Margin dB	Detector
1	3727.0000	43.85	3.93	47.78	74.00	-26.22	Peak
2	3727.0000	33.68	3.93	37.61	54.00	-16.39	AVG
3	5180.5000	47.06	6.10	53.16	74.00	-20.84	Peak
4 *	5180.5000	35.15	6.10	41.25	54.00	-12.75	AVG
5	6476.5000	37.69	9.01	46.70	74.00	-27.30	Peak
6	6476.5000	27.80	9.01	36.81	54.00	-17.19	AVG
7	8294.5000	33.54	14.43	47.97	74.00	-26.03	Peak
8	8294.5000	22.18	14.43	36.61	54.00	-17.39	AVG
9	9059.5000	32.24	16.59	48.83	74.00	-25.17	Peak
10	9059.5000	21.08	16.59	37.67	54.00	-16.33	AVG
11	9725.5000	31.87	17.72	49.59	74.00	-24.41	Peak
12	9725.5000	20.27	17.72	37.99	54.00	-16.01	AVG

EUT	HUAWEI MediaPad T5	Model Name	AGS2-L03
Temperature	28°C	Relative Humidity	56%
Test Voltage	AC 120V/60Hz	Polarization	Vertical
Test Mode	Adapter+Idle+5G WIFI+BT+GPS+Camera on(Rear)		
Note	Adapter:BYD, USB Cable:FOXCONN, X axis, IMEI:004401721233415		
Test Engineer	Trey Chen		



No.	Freq. MHz	Reading Level dBuV/m	Correct Factor dB	Measure ment dBuV/m	Limit dBuV/m	Margin dB	Detector
1	10828.0000	30.36	19.28	49.64	74.00	-24.36	Peak
2	10828.0000	19.15	19.28	38.43	54.00	-15.57	AVG
3	12444.0000	29.88	21.95	51.83	74.00	-22.17	Peak
4	12444.0000	18.31	21.95	40.26	54.00	-13.74	AVG
5	14628.0000	27.71	26.03	53.74	74.00	-20.26	Peak
6	14628.0000	16.51	26.03	42.54	54.00	-11.46	AVG
7	16284.0000	28.11	25.38	53.49	74.00	-20.51	Peak
8	16284.0000	17.49	25.38	42.87	54.00	-11.13	AVG
9	17412.0000	26.89	27.69	54.58	74.00	-19.42	Peak
10	17412.0000	16.45	27.69	44.14	54.00	-9.86	AVG
11	17852.0000	27.41	28.93	56.34	74.00	-17.66	Peak
12 *	17852.0000	16.38	28.93	45.31	54.00	-8.69	AVG

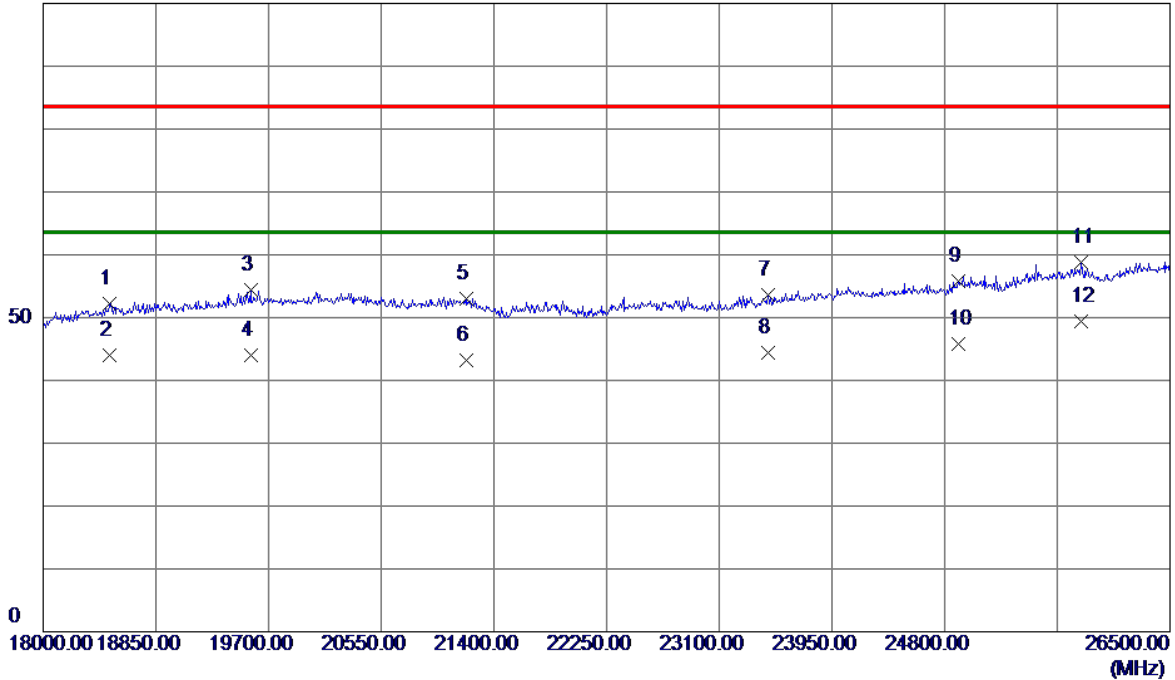
EUT	HUAWEI MediaPad T5	Model Name	AGS2-L03
Temperature	28°C	Relative Humidity	56%
Test Voltage	AC 120V/60Hz	Polarization	Horizontal
Test Mode	Adapter+Idle+5G WIFI+BT+GPS+Camera on(Rear)		
Note	Adapter:BYD, USB Cable:FOXCONN, X axis, IMEI:004401721233415		
Test Engineer	Trey Chen		



No.	Freq. MHz	Reading Level dBuV/m	Correct Factor dB	Measure ment dBuV/m	Limit dBuV/m	Margin dB	Detector
1	10400.0000	31.47	18.46	49.93	74.00	-24.07	Peak
2	10400.0000	21.31	18.46	39.77	54.00	-14.23	AVG
3	12180.0000	29.42	21.86	51.28	74.00	-22.72	Peak
4	12180.0000	19.02	21.86	40.88	54.00	-13.12	AVG
5	14444.0000	27.18	26.24	53.42	74.00	-20.58	Peak
6	14444.0000	16.53	26.24	42.77	54.00	-11.23	AVG
7	15032.0000	28.55	24.91	53.46	74.00	-20.54	Peak
8	15032.0000	18.25	24.91	43.16	54.00	-10.84	AVG
9	17044.0000	27.47	26.90	54.37	74.00	-19.63	Peak
10	17044.0000	16.26	26.90	43.16	54.00	-10.84	AVG
11	17848.0000	26.81	28.92	55.73	74.00	-18.27	Peak
12 *	17848.0000	16.39	28.92	45.31	54.00	-8.69	AVG

EUT	HUAWEI MediaPad T5	Model Name	AGS2-L03
Temperature	28°C	Relative Humidity	56%
Test Voltage	AC 120V/60Hz	Polarization	Vertical
Test Mode	Adapter+Idle+5G WIFI+BT+GPS+Camera on(Rear)		
Note	Adapter:BYD, USB Cable:FOXCONN, X axis, IMEI:004401721233415		
Test Engineer	Trey Chen		

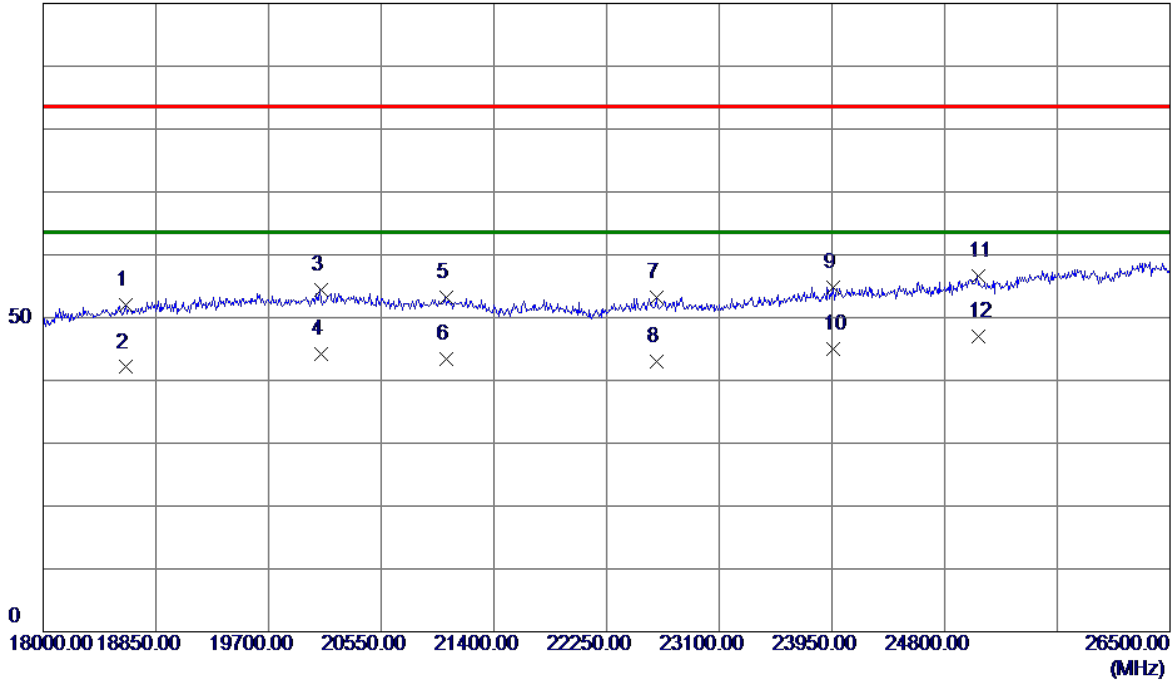
100 dBuV/m



No.	Freq. MHz	Reading Level dBuV/m	Correct Factor dB	Measure ment dBuV/m	Limit dBuV/m	Margin dB	Detector
1	18501.5000	33.24	18.91	52.15	83.50	-31.35	Peak
2	18501.5000	25.13	18.91	44.04	63.50	-19.46	AVG
3	19564.0000	34.45	19.94	54.39	83.50	-29.11	Peak
4	19564.0000	24.06	19.94	44.00	63.50	-19.50	AVG
5	21196.0000	33.07	19.90	52.97	83.50	-30.53	Peak
6	21196.0000	23.36	19.90	43.26	63.50	-20.24	AVG
7	23465.5000	32.71	20.89	53.60	83.50	-29.90	Peak
8	23465.5000	23.54	20.89	44.43	63.50	-19.07	AVG
9	24906.2500	34.28	21.50	55.78	83.50	-27.72	Peak
10	24906.2500	24.27	21.50	45.77	63.50	-17.73	AVG
11	25828.5000	36.45	22.34	58.79	83.50	-24.71	Peak
12 *	25828.5000	26.97	22.34	49.31	63.50	-14.19	AVG

EUT	HUAWEI MediaPad T5	Model Name	AGS2-L03
Temperature	28°C	Relative Humidity	56%
Test Voltage	AC 120V/60Hz	Polarization	Horizontal
Test Mode	Adapter+Idle+5G WIFI+BT+GPS+Camera on(Rear)		
Note	Adapter:BYD, USB Cable:FOXCONN, X axis, IMEI:004401721233415		
Test Engineer	Trey Chen		

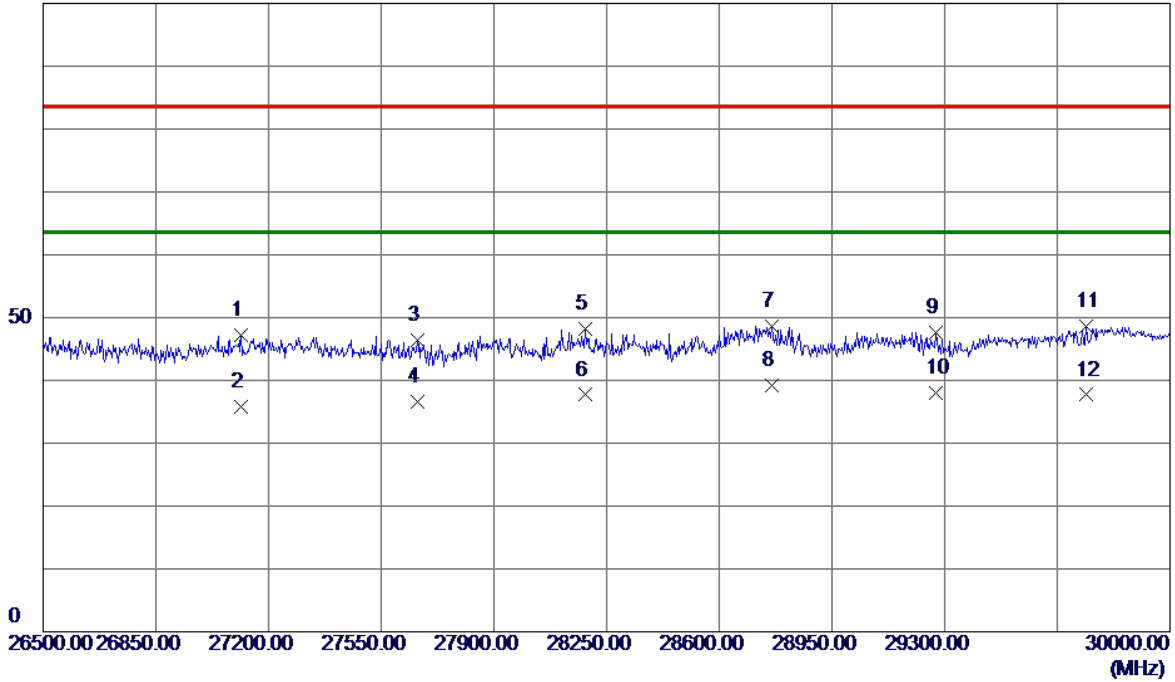
100 dBuV/m



No.	Freq. MHz	Reading Level dBuV/m	Correct Factor dB	Measure ment dBuV/m	Limit dBuV/m	Margin dB	Detector
1	18620.5000	32.91	19.00	51.91	83.50	-31.59	Peak
2	18620.5000	23.10	19.00	42.10	63.50	-21.40	AVG
3	20095.2500	35.14	19.17	54.31	83.50	-29.19	Peak
4	20095.2500	24.95	19.17	44.12	63.50	-19.38	AVG
5	21038.7500	33.34	19.77	53.11	83.50	-30.39	Peak
6	21038.7500	23.54	19.77	43.31	63.50	-20.19	AVG
7	22624.0000	32.83	20.28	53.11	83.50	-30.39	Peak
8	22624.0000	22.77	20.28	43.05	63.50	-20.45	AVG
9	23962.7500	34.37	20.51	54.88	83.50	-28.62	Peak
10	23962.7500	24.53	20.51	45.04	63.50	-18.46	AVG
11	25050.7500	34.85	21.66	56.51	83.50	-26.99	Peak
12 *	25050.7500	25.29	21.66	46.95	63.50	-16.55	AVG

EUT	HUAWEI MediaPad T5	Model Name	AGS2-L03
Temperature	28°C	Relative Humidity	56%
Test Voltage	AC 120V/60Hz	Polarization	Vertical
Test Mode	Adapter+Idle+5G WIFI+BT+GPS+Camera on(Rear)		
Note	Adapter:BYD, USB Cable:FOXCONN, X axis, IMEI:004401721233415		
Test Engineer	Trey Chen		

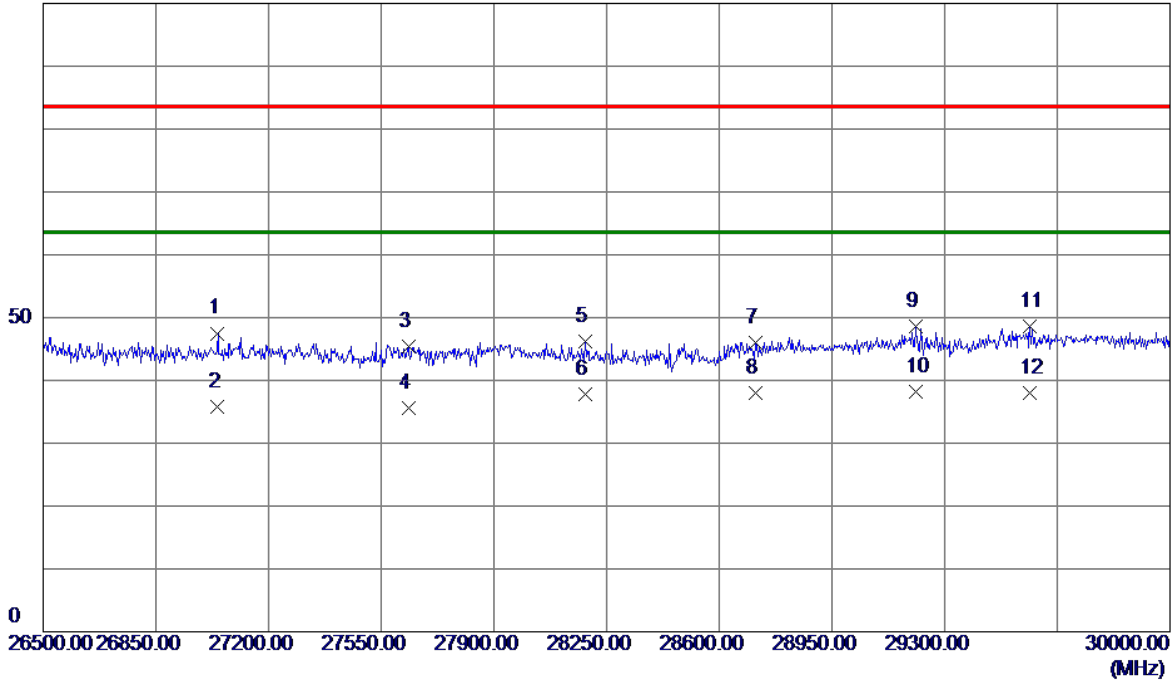
100 dBuV/m



No.	Freq. MHz	Reading Level dBuV/m	Correct Factor dB	Measure ment dBuV/m	Limit dBuV/m	Margin dB	Detector
1	27116.0000	43.55	3.74	47.29	83.50	-36.21	Peak
2	27116.0000	32.07	3.74	35.81	63.50	-27.69	AVG
3	27662.0000	42.70	3.69	46.39	83.50	-37.11	Peak
4	27662.0000	32.90	3.69	36.59	63.50	-26.91	AVG
5	28183.5000	43.76	4.46	48.22	83.50	-35.28	Peak
6	28183.5000	33.24	4.46	37.70	63.50	-25.80	AVG
7	28764.5000	43.15	5.47	48.62	83.50	-34.88	Peak
8 *	28764.5000	33.76	5.47	39.23	63.50	-24.27	AVG
9	29272.0000	41.22	6.37	47.59	83.50	-35.91	Peak
10	29272.0000	31.56	6.37	37.93	63.50	-25.57	AVG
11	29741.0000	41.47	7.22	48.69	83.50	-34.81	Peak
12	29741.0000	30.48	7.22	37.70	63.50	-25.80	AVG

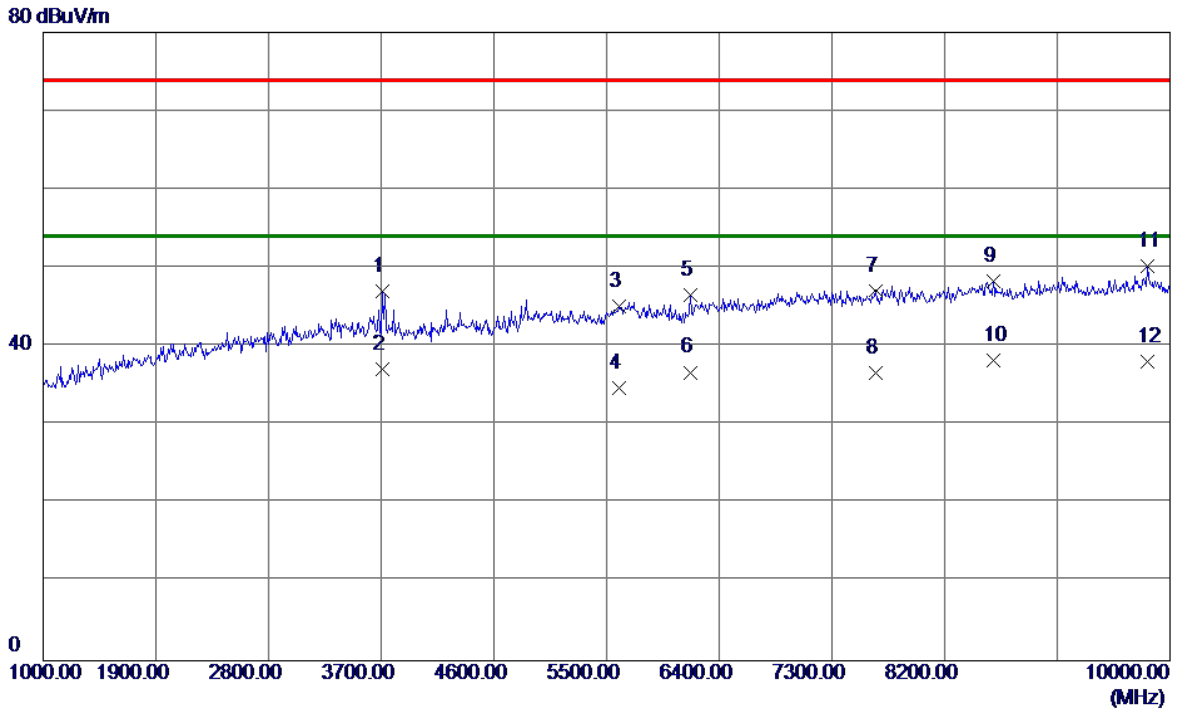
EUT	HUAWEI MediaPad T5	Model Name	AGS2-L03
Temperature	28°C	Relative Humidity	56%
Test Voltage	AC 120V/60Hz	Polarization	Horizontal
Test Mode	Adapter+Idle+5G WIFI+BT+GPS+Camera on(Rear)		
Note	Adapter:BYD, USB Cable:FOXCONN, X axis, IMEI:004401721233415		
Test Engineer	Trey Chen		

100 dBuV/m



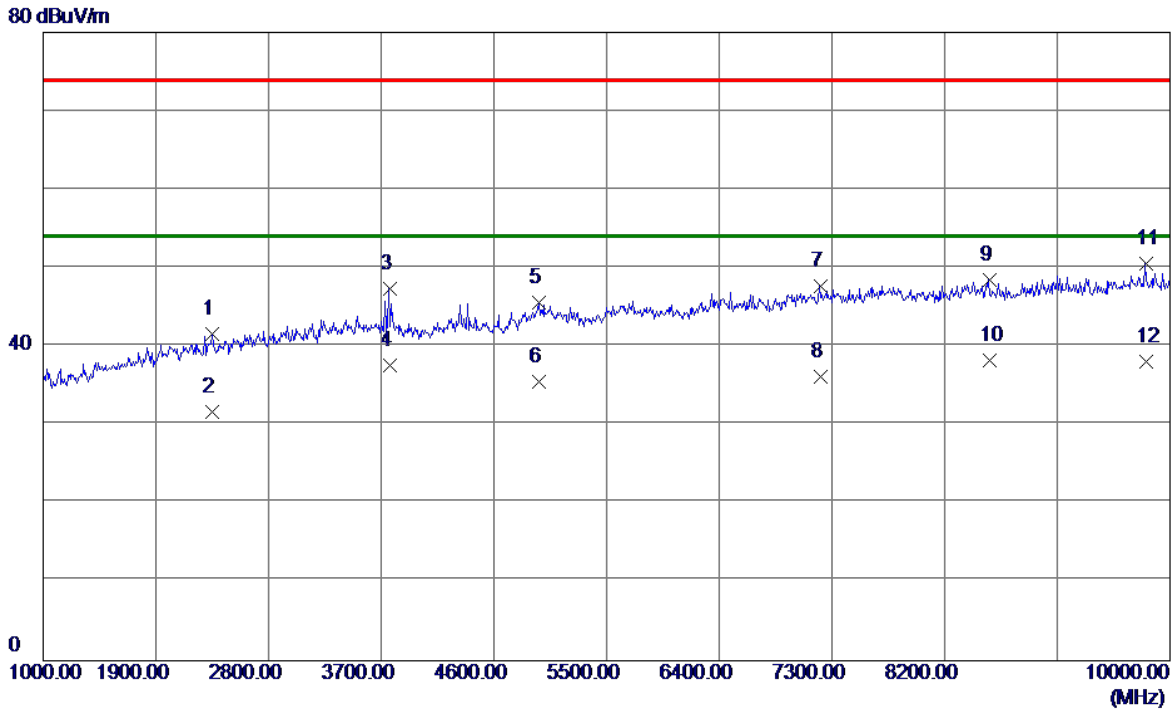
No.	Freq. MHz	Reading Level dBuV/m	Correct Factor dB	Measure ment dBuV/m	Limit dBuV/m	Margin dB	Detector
1	27042.5000	43.71	3.79	47.50	83.50	-36.00	Peak
2	27042.5000	31.99	3.79	35.78	63.50	-27.72	AVG
3	27634.0000	41.70	3.65	45.35	83.50	-38.15	Peak
4	27634.0000	31.95	3.65	35.60	63.50	-27.90	AVG
5	28183.5000	41.76	4.46	46.22	83.50	-37.28	Peak
6	28183.5000	33.37	4.46	37.83	63.50	-25.67	AVG
7	28712.0000	40.71	5.37	46.08	83.50	-37.42	Peak
8	28712.0000	32.55	5.37	37.92	63.50	-25.58	AVG
9	29209.0000	42.25	6.27	48.52	83.50	-34.98	Peak
10 *	29209.0000	31.87	6.27	38.14	63.50	-25.36	AVG
11	29566.0000	41.71	6.86	48.57	83.50	-34.93	Peak
12	29566.0000	31.06	6.86	37.92	63.50	-25.58	AVG

EUT	HUAWEI MediaPad T5	Model Name	AGS2-L03
Temperature	28°C	Relative Humidity	56%
Test Voltage	AC 120V/60Hz	Polarization	Horizontal
Test Mode	Adapter+Traffic(GSM)		
Note	Adapter:BYD, USB Cable:FOXCONN, X axis, IMEI:004401721233415		
Test Engineer	Trey Chen		



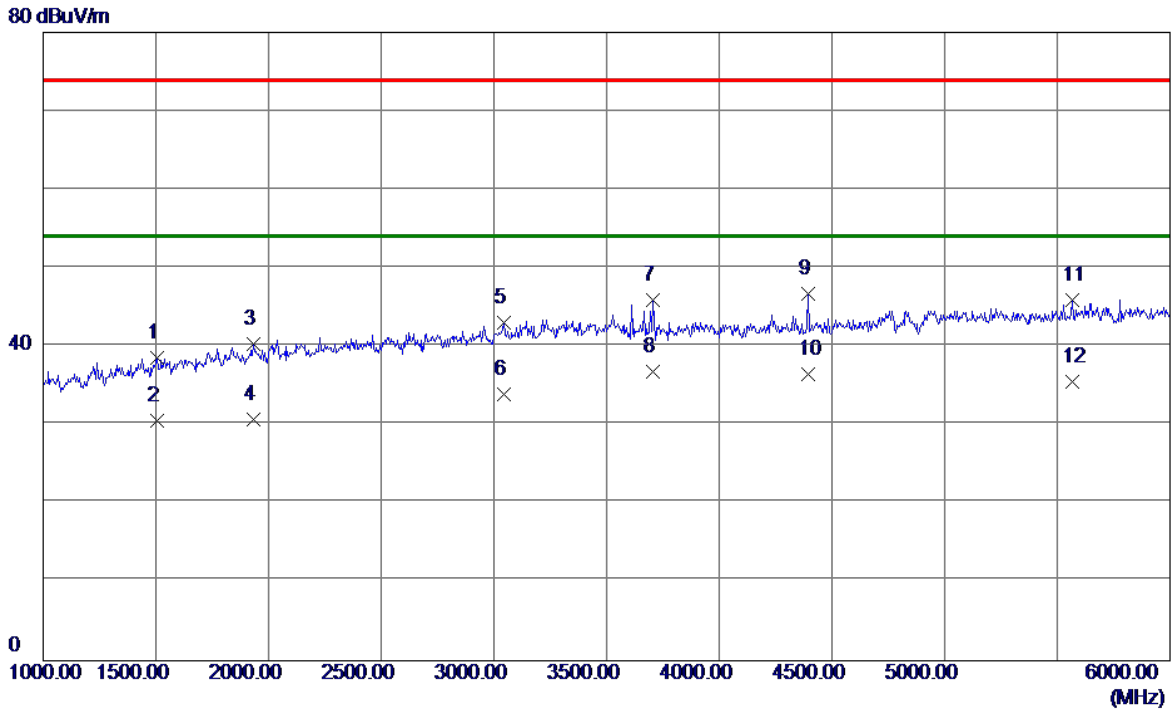
No.	Freq. MHz	Reading Level dBuV/m	Correct Factor dB	Measure ment dBuV/m	Limit dBuV/m	Margin dB	Detector
1	3709.0000	43.22	3.89	47.11	74.00	-26.89	Peak
2	3709.0000	33.30	3.89	37.19	54.00	-16.81	AVG
3	5599.0000	38.23	6.88	45.11	74.00	-28.89	Peak
4	5599.0000	27.86	6.88	34.74	54.00	-19.26	AVG
5	6170.5000	38.81	7.79	46.60	74.00	-27.40	Peak
6	6170.5000	28.93	7.79	36.72	54.00	-17.28	AVG
7	7651.0000	35.28	11.84	47.12	74.00	-26.88	Peak
8	7651.0000	24.78	11.84	36.62	54.00	-17.38	AVG
9	8591.5000	32.77	15.59	48.36	74.00	-25.64	Peak
10 *	8591.5000	22.68	15.59	38.27	54.00	-15.73	AVG
11	9820.0000	32.39	17.81	50.20	74.00	-23.80	Peak
12	9820.0000	20.26	17.81	38.07	54.00	-15.93	AVG

EUT	HUAWEI MediaPad T5	Model Name	AGS2-L03
Temperature	28°C	Relative Humidity	56%
Test Voltage	AC 120V/60Hz	Polarization	Vertical
Test Mode	Adapter+Traffic(GSM)		
Note	Adapter:BYD, USB Cable:FOXCONN, X axis, IMEI:004401721233415		
Test Engineer	Trey Chen		



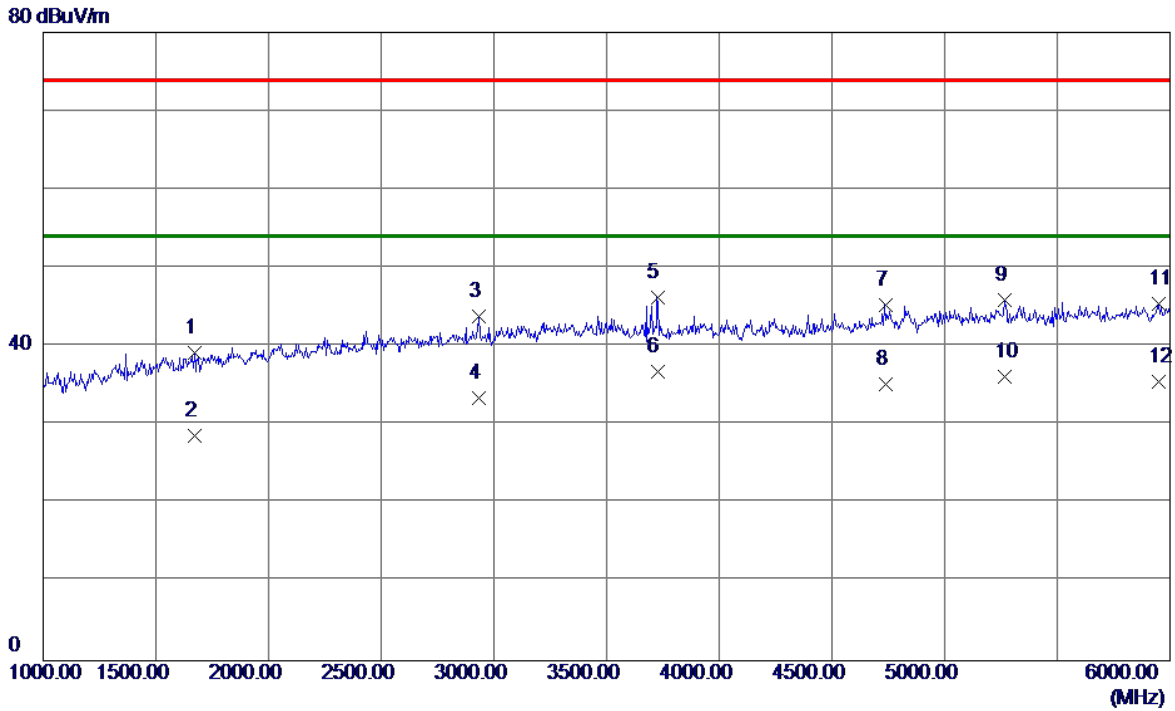
No.	Freq. MHz	Reading Level dBuV/m	Correct Factor dB	Measure ment dBuV/m	Limit dBuV/m	Margin dB	Detector
1	2350.0000	42.09	-0.56	41.53	74.00	-32.47	Peak
2	2350.0000	32.26	-0.56	31.70	54.00	-22.30	AVG
3	3767.5000	43.40	4.02	47.42	74.00	-26.58	Peak
4	3767.5000	33.64	4.02	37.66	54.00	-16.34	AVG
5	4960.0000	39.91	5.62	45.53	74.00	-28.47	Peak
6	4960.0000	29.96	5.62	35.58	54.00	-18.42	AVG
7	7205.5000	36.84	10.81	47.65	74.00	-26.35	Peak
8	7205.5000	25.42	10.81	36.23	54.00	-17.77	AVG
9	8555.5000	33.04	15.51	48.55	74.00	-25.45	Peak
10 *	8555.5000	22.73	15.51	38.24	54.00	-15.76	AVG
11	9806.5000	32.79	17.80	50.59	74.00	-23.41	Peak
12	9806.5000	20.21	17.80	38.01	54.00	-15.99	AVG

EUT	HUAWEI MediaPad T5	Model Name	AGS2-L03
Temperature	28°C	Relative Humidity	56%
Test Voltage	AC 120V/60Hz	Polarization	Horizontal
Test Mode	Adapter+Traffic(WCDMA)		
Note	Adapter:BYD, USB Cable:FOXCONN, X axis, IMEI:004401721233415		
Test Engineer	Trey Chen		



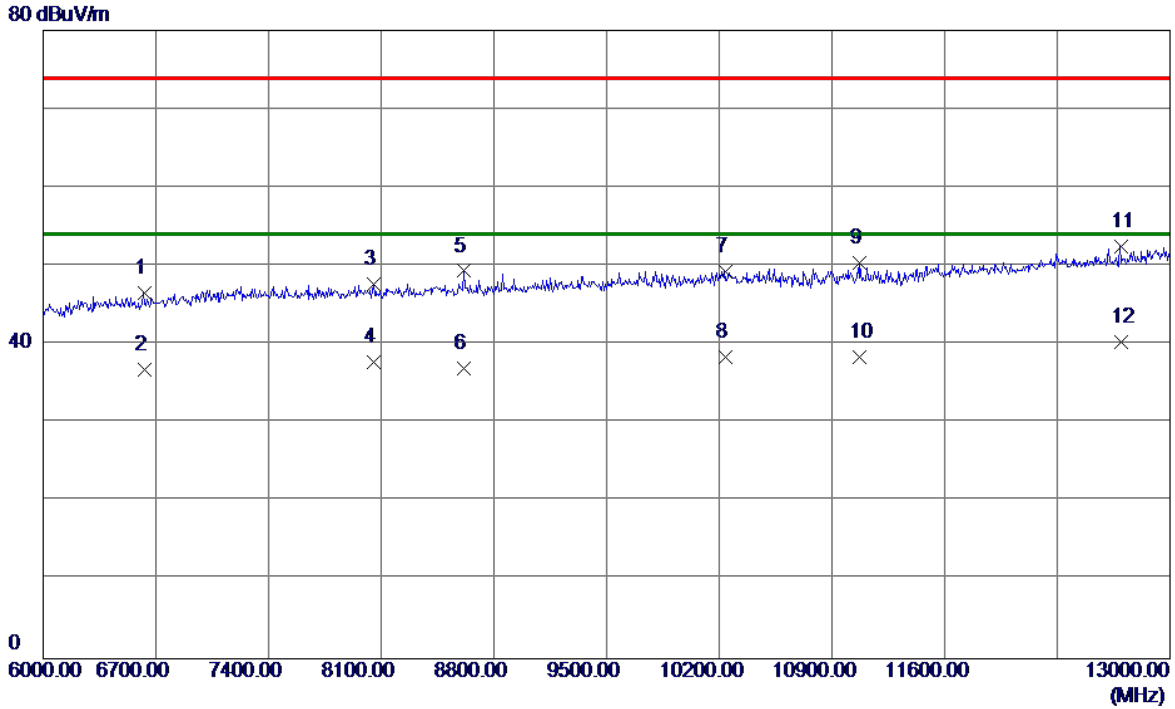
No.	Freq. MHz	Reading Level dBuV/m	Correct Factor dB	Measure ment dBuV/m	Limit dBuV/m	Margin dB	Detector
1	1505.0000	42.49	-3.99	38.50	74.00	-35.50	Peak
2	1505.0000	34.55	-3.99	30.56	54.00	-23.44	AVG
3	1935.0000	43.64	-3.30	40.34	74.00	-33.66	Peak
4	1935.0000	34.02	-3.30	30.72	54.00	-23.28	AVG
5	3045.0000	40.52	2.56	43.08	74.00	-30.92	Peak
6	3045.0000	31.36	2.56	33.92	54.00	-20.08	AVG
7	3707.5000	42.04	3.89	45.93	74.00	-28.07	Peak
8 *	3707.5000	32.89	3.89	36.78	54.00	-17.22	AVG
9	4395.0000	42.05	4.73	46.78	74.00	-27.22	Peak
10	4395.0000	31.74	4.73	36.47	54.00	-17.53	AVG
11	5567.5000	39.09	6.86	45.95	74.00	-28.05	Peak
12	5567.5000	28.63	6.86	35.49	54.00	-18.51	AVG

EUT	HUAWEI MediaPad T5	Model Name	AGS2-L03
Temperature	28°C	Relative Humidity	56%
Test Voltage	AC 120V/60Hz	Polarization	Vertical
Test Mode	Adapter+Traffic(WCDMA)		
Note	Adapter:BYD, USB Cable:FOXCONN, X axis, IMEI:004401721233415		
Test Engineer	Treey Chen		



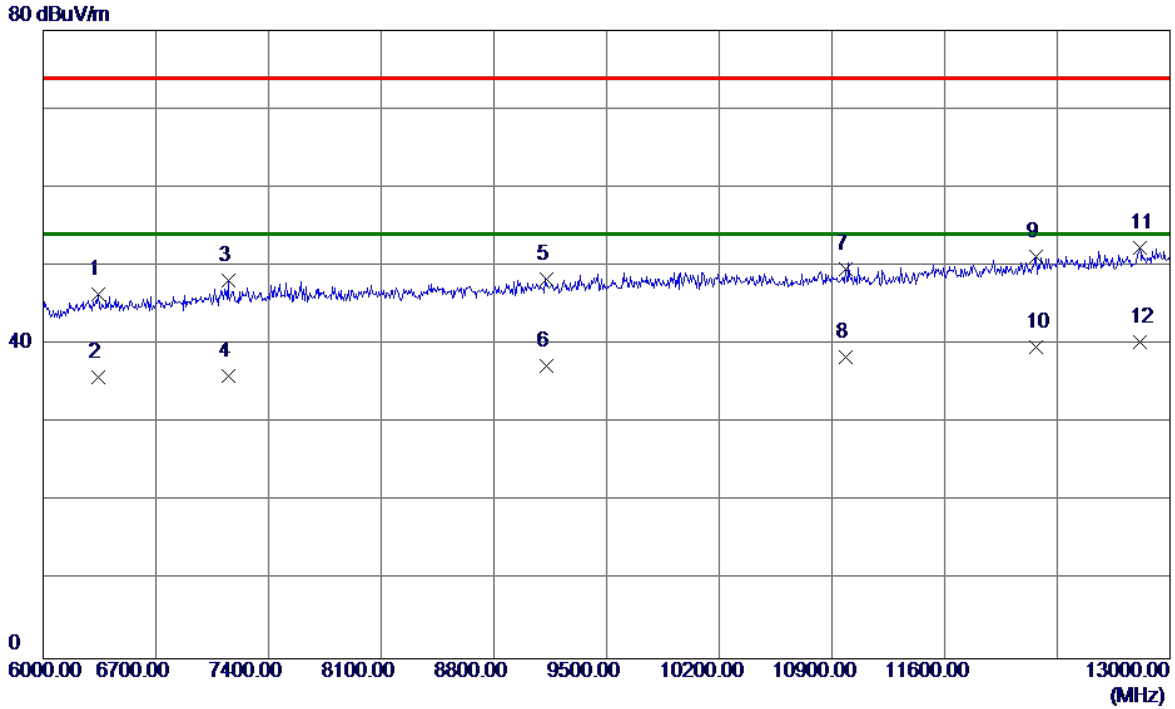
No.	Freq. MHz	Reading Level dBuV/m	Correct Factor dB	Measure ment dBuV/m	Limit dBuV/m	Margin dB	Detector
1	1670.0000	42.85	-3.72	39.13	74.00	-34.87	Peak
2	1670.0000	32.30	-3.72	28.58	54.00	-25.42	AVG
3	2935.0000	41.57	2.22	43.79	74.00	-30.21	Peak
4	2935.0000	31.28	2.22	33.50	54.00	-20.50	AVG
5	3725.0000	42.35	3.93	46.28	74.00	-27.72	Peak
6 *	3725.0000	32.87	3.93	36.80	54.00	-17.20	AVG
7	4737.5000	40.14	5.21	45.35	74.00	-28.65	Peak
8	4737.5000	30.04	5.21	35.25	54.00	-18.75	AVG
9	5265.0000	39.67	6.29	45.96	74.00	-28.04	Peak
10	5265.0000	29.82	6.29	36.11	54.00	-17.89	AVG
11	5950.0000	38.38	7.08	45.46	74.00	-28.54	Peak
12	5950.0000	28.46	7.08	35.54	54.00	-18.46	AVG

EUT	HUAWEI MediaPad T5	Model Name	AGS2-L03
Temperature	28°C	Relative Humidity	56%
Test Voltage	AC 120V/60Hz	Polarization	Vertical
Test Mode	Adapter+Traffic(WCDMA)		
Note	Adapter:BYD, USB Cable:FOXCONN, X axis, IMEI:004401721233415		
Test Engineer	Treey Chen		



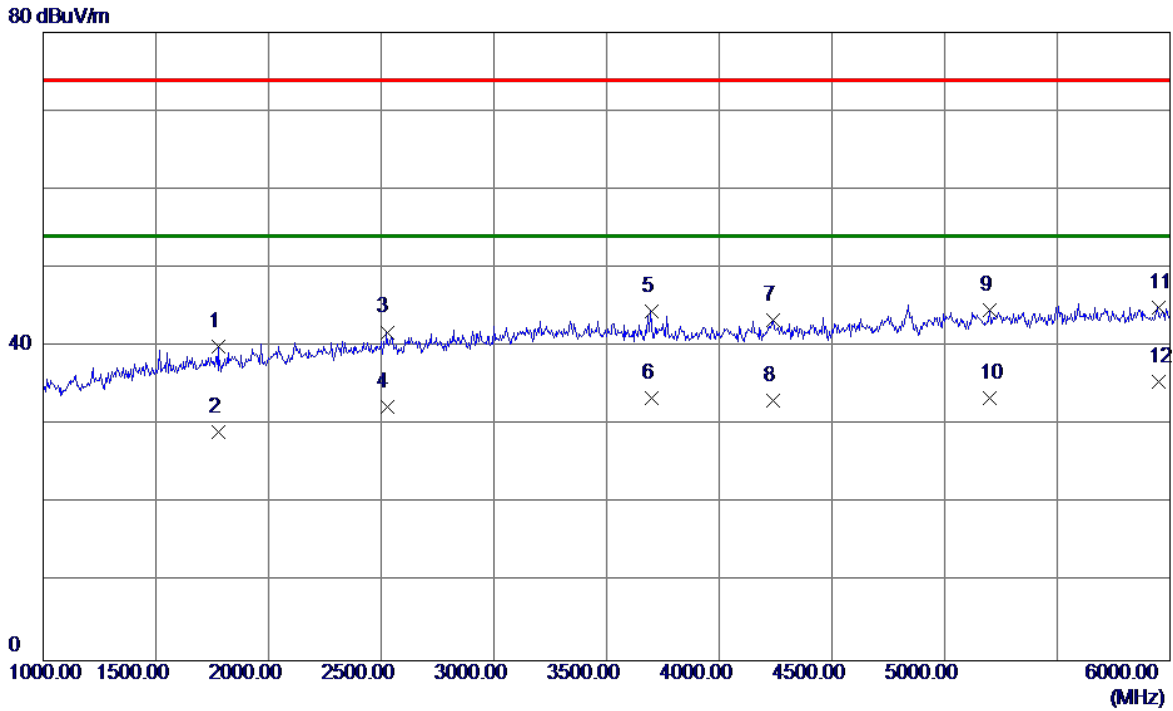
No.	Freq. MHz	Reading Level dBuV/m	Correct Factor dB	Measurement dBuV/m	Limit dBuV/m	Margin dB	Detector
1	6626.5000	37.08	9.44	46.52	74.00	-27.48	Peak
2	6626.5000	27.32	9.44	36.76	54.00	-17.24	AVG
3	8054.5000	34.34	13.30	47.64	74.00	-26.36	Peak
4	8054.5000	24.45	13.30	37.75	54.00	-16.25	AVG
5	8614.5000	33.72	15.64	49.36	74.00	-24.64	Peak
6	8614.5000	21.28	15.64	36.92	54.00	-17.08	AVG
7	10238.5000	31.07	18.27	49.34	74.00	-24.66	Peak
8	10238.5000	20.06	18.27	38.33	54.00	-15.67	AVG
9	11075.0000	30.63	19.82	50.45	74.00	-23.55	Peak
10	11075.0000	18.62	19.82	38.44	54.00	-15.56	AVG
11	12695.5000	30.46	21.96	52.42	74.00	-21.58	Peak
12 *	12695.5000	18.33	21.96	40.29	54.00	-13.71	AVG

EUT	HUAWEI MediaPad T5	Model Name	AGS2-L03
Temperature	28°C	Relative Humidity	56%
Test Voltage	AC 120V/60Hz	Polarization	Horizontal
Test Mode	Adapter+Traffic(WCDMA)		
Note	Adapter:BYD, USB Cable:FOXCONN, X axis, IMEI:004401721233415		
Test Engineer	Trey Chen		



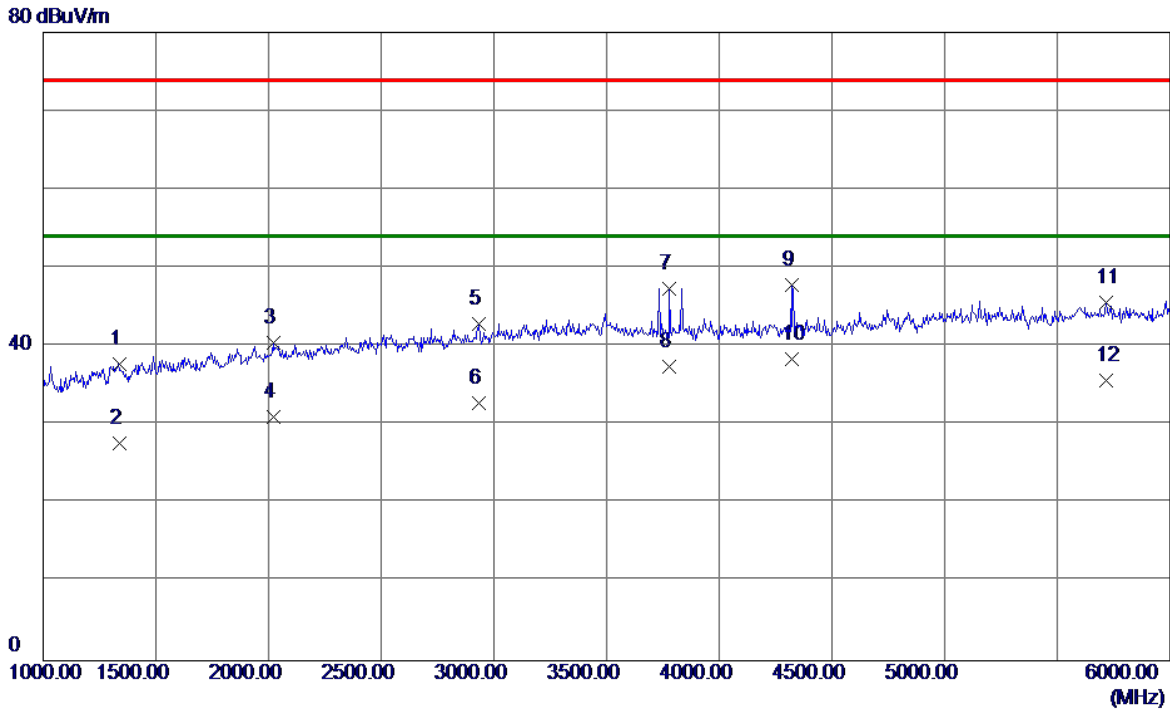
No.	Freq. MHz	Reading Level dBuV/m	Correct Factor dB	Measure ment dBuV/m	Limit dBuV/m	Margin dB	Detector
1	6343.0000	37.93	8.48	46.41	74.00	-27.59	Peak
2	6343.0000	27.38	8.48	35.86	54.00	-18.14	AVG
3	7151.5000	37.39	10.71	48.10	74.00	-25.90	Peak
4	7151.5000	25.35	10.71	36.06	54.00	-17.94	AVG
5	9125.5000	31.54	16.72	48.26	74.00	-25.74	Peak
6	9125.5000	20.51	16.72	37.23	54.00	-16.77	AVG
7	10984.0000	29.99	19.61	49.60	74.00	-24.40	Peak
8	10984.0000	18.79	19.61	38.40	54.00	-15.60	AVG
9	12170.5000	29.40	21.86	51.26	74.00	-22.74	Peak
10	12170.5000	17.90	21.86	39.76	54.00	-14.24	AVG
11	12814.5000	30.43	21.96	52.39	74.00	-21.61	Peak
12 *	12814.5000	18.41	21.96	40.37	54.00	-13.63	AVG

EUT	HUAWEI MediaPad T5	Model Name	AGS2-L03
Temperature	28°C	Relative Humidity	56%
Test Voltage	AC 120V/60Hz	Polarization	Vertical
Test Mode	Adapter+Traffic(LTE)		
Note	Adapter:BYD, USB Cable:FOXCONN, X axis, IMEI:004401721233415		
Test Engineer	Trey Chen		



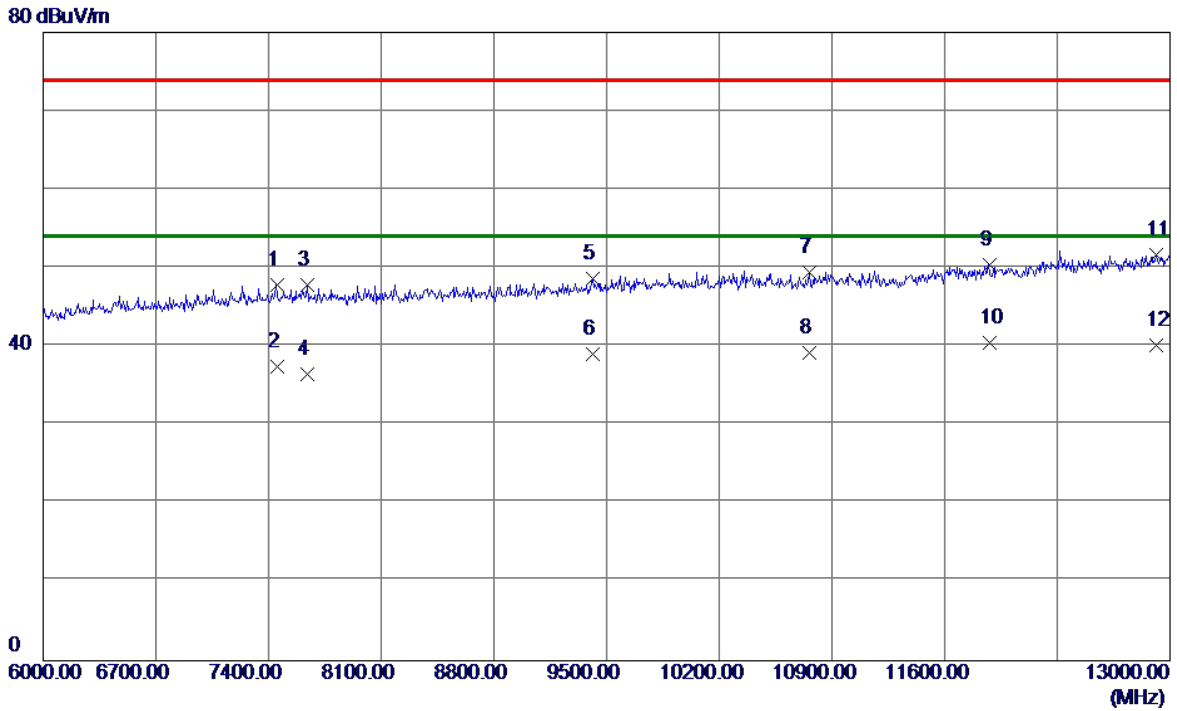
No.	Freq. MHz	Reading Level dBuV/m	Correct Factor dB	Measure ment dBuV/m	Limit dBuV/m	Margin dB	Detector
1	1777.5000	43.55	-3.55	40.00	74.00	-34.00	Peak
2	1777.5000	32.71	-3.55	29.16	54.00	-24.84	AVG
3	2525.0000	41.18	0.66	41.84	74.00	-32.16	Peak
4	2525.0000	31.69	0.66	32.35	54.00	-21.65	AVG
5	3697.5000	40.59	3.87	44.46	74.00	-29.54	Peak
6	3697.5000	29.54	3.87	33.41	54.00	-20.59	AVG
7	4240.0000	38.70	4.66	43.36	74.00	-30.64	Peak
8	4240.0000	28.41	4.66	33.07	54.00	-20.93	AVG
9	5200.0000	38.43	6.14	44.57	74.00	-29.43	Peak
10	5200.0000	27.26	6.14	33.40	54.00	-20.60	AVG
11	5947.5000	37.94	7.08	45.02	74.00	-28.98	Peak
12 *	5947.5000	28.46	7.08	35.54	54.00	-18.46	AVG

EUT	HUAWEI MediaPad T5	Model Name	AGS2-L03
Temperature	28°C	Relative Humidity	56%
Test Voltage	AC 120V/60Hz	Polarization	Horizontal
Test Mode	Adapter+Traffic(LTE)		
Note	Adapter:BYD, USB Cable:FOXCONN, X axis, IMEI:004401721233415		
Test Engineer	Trey Chen		



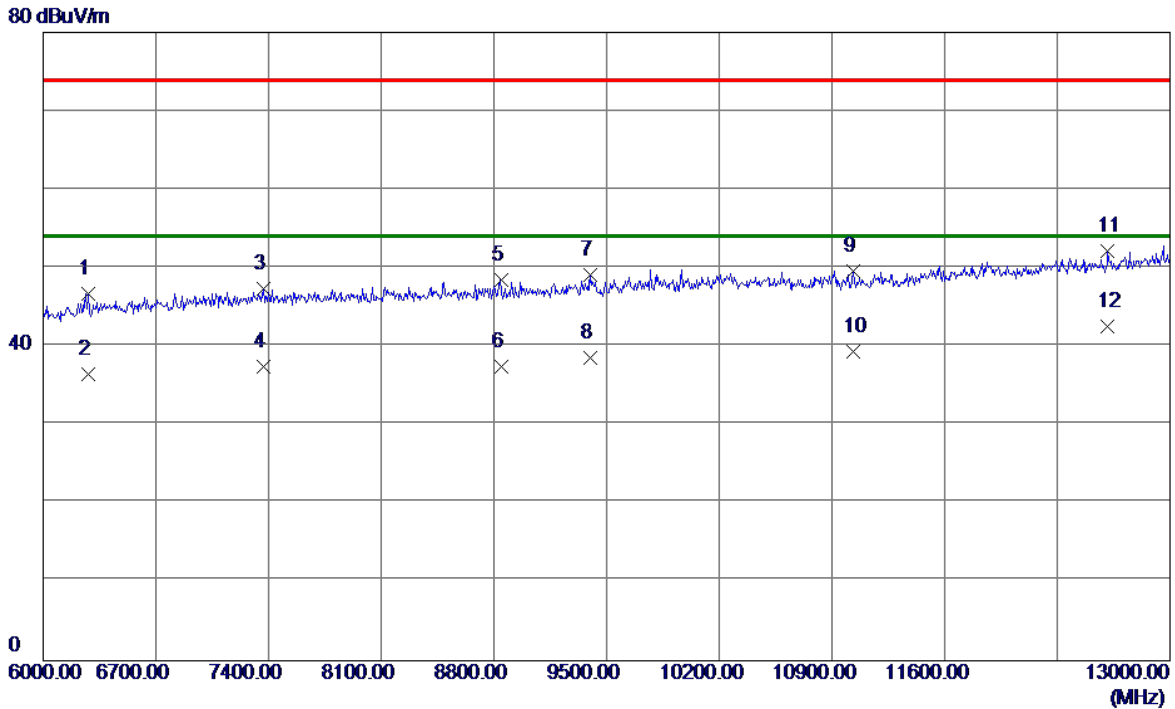
No.	Freq. MHz	Reading Level dBuV/m	Correct Factor dB	Measure ment dBuV/m	Limit dBuV/m	Margin dB	Detector
1	1337.5000	42.52	-4.83	37.69	74.00	-36.31	Peak
2	1337.5000	32.54	-4.83	27.71	54.00	-26.29	AVG
3	2020.0000	43.49	-3.04	40.45	74.00	-33.55	Peak
4	2020.0000	34.12	-3.04	31.08	54.00	-22.92	AVG
5	2935.0000	40.67	2.22	42.89	74.00	-31.11	Peak
6	2935.0000	30.65	2.22	32.87	54.00	-21.13	AVG
7	3780.0000	43.33	4.05	47.38	74.00	-26.62	Peak
8	3780.0000	33.34	4.05	37.39	54.00	-16.61	AVG
9	4320.0000	43.16	4.69	47.85	74.00	-26.15	Peak
10 *	4320.0000	33.66	4.69	38.35	54.00	-15.65	AVG
11	5717.5000	38.65	6.95	45.60	74.00	-28.40	Peak
12	5717.5000	28.74	6.95	35.69	54.00	-18.31	AVG

EUT	HUAWEI MediaPad T5	Model Name	AGS2-L03
Temperature	28°C	Relative Humidity	56%
Test Voltage	AC 120V/60Hz	Polarization	Vertical
Test Mode	Adapter+Traffic(LTE)		
Note	Adapter:BYD, USB Cable:FOXCONN, X axis, IMEI:004401721233415		
Test Engineer	Trey Chen		



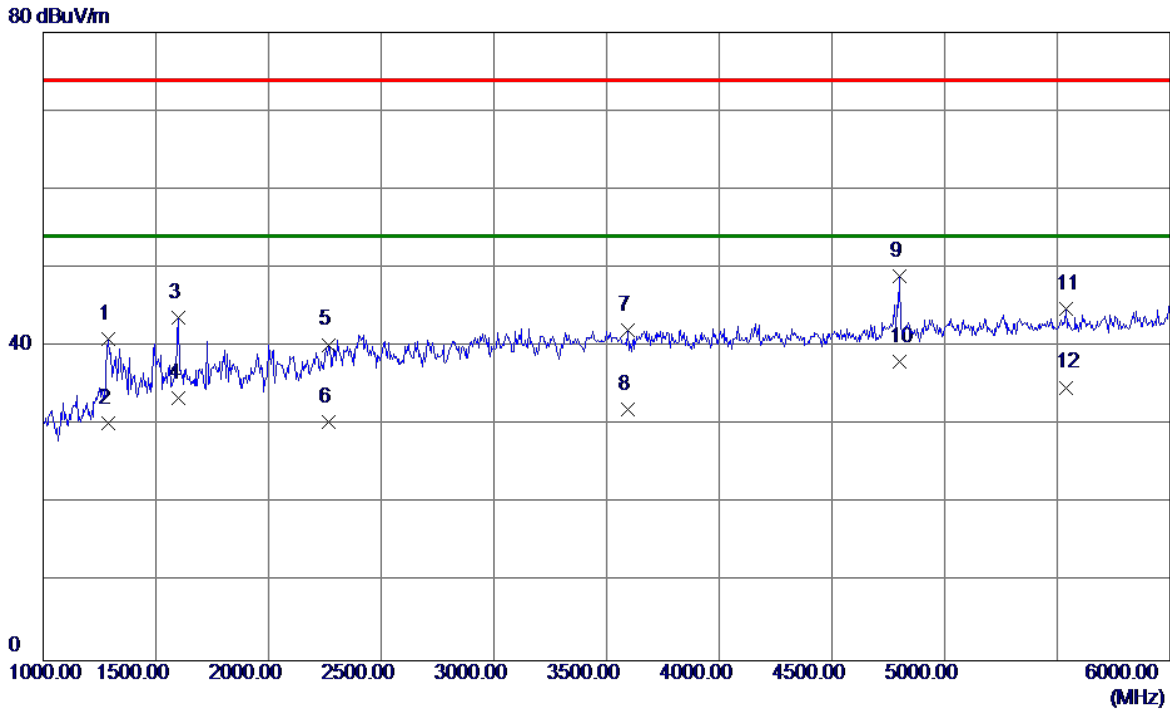
No.	Freq. MHz	Reading Level dBuV/m	Correct Factor dB	Measure ment dBuV/m	Limit dBuV/m	Margin dB	Detector
1	7452.5000	36.56	11.24	47.80	74.00	-26.20	Peak
2	7452.5000	26.20	11.24	37.44	54.00	-16.56	AVG
3	7638.0000	36.03	11.79	47.82	74.00	-26.18	Peak
4	7638.0000	24.70	11.79	36.49	54.00	-17.51	AVG
5	9416.0000	31.25	17.34	48.59	74.00	-25.41	Peak
6	9416.0000	21.68	17.34	39.02	54.00	-14.98	AVG
7	10760.0000	30.30	19.13	49.43	74.00	-24.57	Peak
8	10760.0000	20.12	19.13	39.25	54.00	-14.75	AVG
9	11876.5000	28.79	21.56	50.35	74.00	-23.65	Peak
10 *	11876.5000	18.89	21.56	40.45	54.00	-13.55	AVG
11	12916.0000	29.81	21.95	51.76	74.00	-22.24	Peak
12	12916.0000	18.26	21.95	40.21	54.00	-13.79	AVG

EUT	HUAWEI MediaPad T5	Model Name	AGS2-L03
Temperature	28°C	Relative Humidity	56%
Test Voltage	AC 120V/60Hz	Polarization	Horizontal
Test Mode	Adapter+Traffic(LTE)		
Note	Adapter:BYD, USB Cable:FOXCONN, X axis, IMEI:004401721233415		
Test Engineer	Trey Chen		



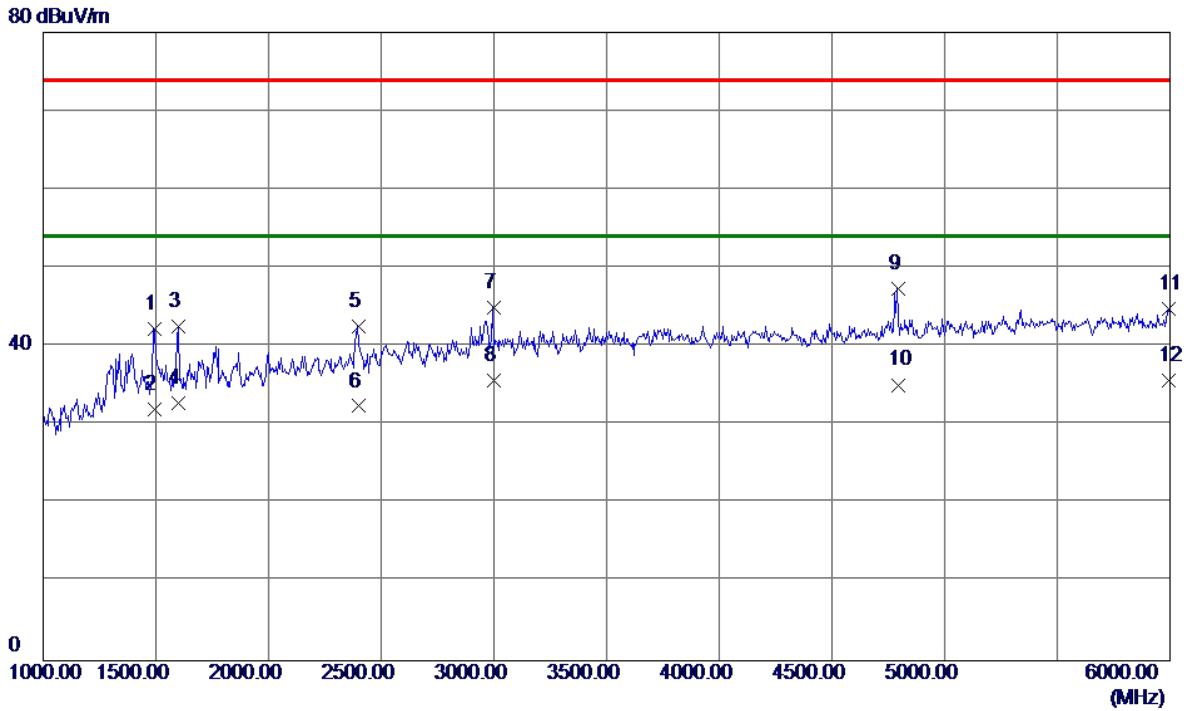
No.	Freq. MHz	Reading Level dBuV/m	Correct Factor dB	Measurement dBuV/m	Limit dBuV/m	Margin dB	Detector
1	6280.0000	38.53	8.22	46.75	74.00	-27.25	Peak
2	6280.0000	28.25	8.22	36.47	54.00	-17.53	AVG
3	7372.0000	36.19	11.10	47.29	74.00	-26.71	Peak
4	7372.0000	26.29	11.10	37.39	54.00	-16.61	AVG
5	8845.5000	32.39	16.13	48.52	74.00	-25.48	Peak
6	8845.5000	21.28	16.13	37.41	54.00	-16.59	AVG
7	9402.0000	31.87	17.31	49.18	74.00	-24.82	Peak
8	9402.0000	21.28	17.31	38.59	54.00	-15.41	AVG
9	11033.0000	29.83	19.72	49.55	74.00	-24.45	Peak
10	11033.0000	19.60	19.72	39.32	54.00	-14.68	AVG
11	12615.0000	30.12	21.97	52.09	74.00	-21.91	Peak
12 *	12615.0000	20.59	21.97	42.56	54.00	-11.44	AVG

EUT	HUAWEI MediaPad T5	Model Name	AGS2-L03
Temperature	28°C	Relative Humidity	56%
Test Voltage	AC 120V/60Hz	Polarization	Vertical
Test Mode	USB Copy+Idle		
Note	USB Cable:FOXCONN, X axis, IMEI:004401721233415		
Test Engineer	Treey Chen		



No.	Freq. MHz	Reading Level dBuV/m	Correct Factor dB	Measure ment dBuV/m	Limit dBuV/m	Margin dB	Detector
1	1290.0000	46.08	-5.07	41.01	74.00	-32.99	Peak
2	1290.0000	35.33	-5.07	30.26	54.00	-23.74	AVG
3	1600.0000	47.48	-3.84	43.64	74.00	-30.36	Peak
4	1600.0000	37.29	-3.84	33.45	54.00	-20.55	AVG
5	2265.0000	41.44	-1.20	40.24	74.00	-33.76	Peak
6	2265.0000	31.65	-1.20	30.45	54.00	-23.55	AVG
7	3595.0000	38.45	3.64	42.09	74.00	-31.91	Peak
8	3595.0000	28.29	3.64	31.93	54.00	-22.07	AVG
9	4800.0000	43.55	5.33	48.88	74.00	-25.12	Peak
10 *	4800.0000	32.79	5.33	38.12	54.00	-15.88	AVG
11	5540.0000	38.03	6.84	44.87	74.00	-29.13	Peak
12	5540.0000	27.96	6.84	34.80	54.00	-19.20	AVG

EUT	HUAWEI MediaPad T5	Model Name	AGS2-L03
Temperature	28°C	Relative Humidity	56%
Test Voltage	AC 120V/60Hz	Polarization	Horizontal
Test Mode	USB Copy+Idle		
Note	USB Cable:FOXCONN, X axis, IMEI:004401721233415		
Test Engineer	Trey Chen		



No.	Freq. MHz	Reading Level dBuV/m	Correct Factor dB	Measure ment dBuV/m	Limit dBuV/m	Margin dB	Detector
1	1495.0000	46.31	-4.03	42.28	74.00	-31.72	Peak
2	1495.0000	36.05	-4.03	32.02	54.00	-21.98	AVG
3	1600.0000	46.44	-3.84	42.60	74.00	-31.40	Peak
4	1600.0000	36.68	-3.84	32.84	54.00	-21.16	AVG
5	2397.5000	42.74	-0.21	42.53	74.00	-31.47	Peak
6	2397.5000	32.61	-0.21	32.40	54.00	-21.60	AVG
7	2997.5000	42.48	2.46	44.94	74.00	-29.06	Peak
8 *	2997.5000	33.24	2.46	35.70	54.00	-18.30	AVG
9	4792.5000	42.09	5.31	47.40	74.00	-26.60	Peak
10	4792.5000	29.81	5.31	35.12	54.00	-18.88	AVG
11	5995.0000	37.76	7.11	44.87	74.00	-29.13	Peak
12	5995.0000	28.58	7.11	35.69	54.00	-18.31	AVG