



**SGS-CSTC Standards Technical Services Co., Ltd.  
Shenzhen Branch**

No. 1 Workshop, M-10, Middle section, Science & Technology Park,  
Shenzhen, Guangdong, China 518057

Telephone: +86 (0) 755 2601 2053  
Fax: +86 (0) 755 2671 0594  
Email: ee.shenzhen@sgs.com

Report No.: SZEM170300153902  
Page: 1 of 155

## FCC REPORT

**Application No:** SZEM1703001539RG  
**Applicant:** Huawei Technologies Co.,Ltd.  
**Manufacturer:** Huawei Technologies Co.,Ltd.  
**Factory:** Huawei Technologies Co.,Ltd.  
**Product Name:** Huawei MediaPad T3 10 (MediaPad T3 10 for short)  
**Model No.(EUT):** AGS-L09  
**Trade Mark::** HUAWEI  
**FCC ID:** QISAGS-L09  
**Standards:** 47 CFR Part 15, Subpart E (2015)  
**Test Method** KDB 789033 D02 General U-NII Test Procedures New Rules v01r03  
ANSI C63.10 2013  
**Date of Receipt:** 2017-03-20  
**Date of Test:** 2017-03-22 to 2017-04-10  
**Date of Issue:** 2017-04-11

<b>Test Result:</b>	<b>PASS *</b>
---------------------	---------------

. \* In the configuration tested, the EUT complied with the standards specified above.

Authorized Signature:

Derek Yang  
Wireless Laboratory Manager



The manufacturer should ensure that all products in series production are in conformity with the product sample detailed in this report. If the product in this report is used in any configuration other than that detailed in the report, the manufacturer must ensure the new system complies with all relevant standards. Any mention of SGS International Electrical Approvals or testing done by SGS International Electrical Approvals in connection with, distribution or use of the product described in this report must be approved by SGS International Electrical Approvals in writing.

This document is issued by the Company subject to its General Conditions of Service printed overleaf, -available on request or accessible at <http://www.sgs.com/en/Terms-and-Conditions.aspx> and, for electronic format documents, subject to Terms and Conditions for Electronic Documents at <http://www.sgs.com/en/Terms-and-Conditions/Terms-e-Documents.aspx>. Attention is drawn to the limitation of liability, indemnification and jurisdiction issues defined therein. Any holder of this document is advised that information contained hereon reflects the Company's findings at the time of its intervention only and within the limits of Client's instructions, if any. The Company's sole responsibility is to its Client and this document does not exonerate parties to a transaction from exercising all their rights and obligations under the transaction documents. This document cannot be reproduced except in full, without prior written approval of the Company. Any unauthorized alteration, forgery or falsification of the content or appearance of this document is unlawful and offenders may be prosecuted to the fullest extent of the law. Unless otherwise stated the results shown in this test report refer only to the sample(s) tested and such sample(s) are retained for 30 days only.



## 2 Version

Revision Record				
Version	Chapter	Date	Modifier	Remark
01		2017-04-11		Original

<b>Authorized for issue by:</b>			
<b>Tested By</b>		 <hr/> <b>(David Chen) /Project Engineer</b>	2017-04-11 <hr/> <b>Date</b>
<b>Checked By</b>		 <hr/> <b>(Jim Huang) /Reviewer</b>	2017-04-11 <hr/> <b>Date</b>



### 3 Test Summary

Test Item	Test Requirement	Test method	Result
Antenna Requirement	47 CFR Part 15 Section 15.203	ANSI C63.10: 2013	PASS
AC Power Line Conducted Emission	47 CFR Part 15 Section 15.407(b)	ANSI C63.10: 2013	PASS
Conducted Output Power	47 CFR Part 15 Section 15.407(a)	ANSI C63.10: 2013	PASS
26 dB Emission Bandwidth & 99% Occupied Bandwidth	47 CFR Part 15 Section 15.407(a)	ANSI C63.10: 2013	PASS
6dB Occupied Bandwidth	47 CFR Part 15 Section 15.407(e)	ANSI C63.10: 2013	PASS
Power Spectral Density	47 CFR Part 15 Section 15.407(a)	ANSI C63.10: 2013	PASS
Radiated Spurious Emissions	47 CFR Part 15 Section 15.407(b)	ANSI C63.10: 2013	PASS
Restricted bands around fundamental frequency (Radiated Emission)	47 CFR Part 15 Section 15.407(b)	ANSI C63.10: 2013	PASS



## 4 Contents

	Page
<b>1 COVER PAGE .....</b>	<b>1</b>
<b>2 VERSION .....</b>	<b>2</b>
<b>3 TEST SUMMARY .....</b>	<b>3</b>
<b>4 CONTENTS .....</b>	<b>4</b>
<b>5 GENERAL INFORMATION .....</b>	<b>5</b>
5.1 CLIENT INFORMATION .....	5
5.2 GENERAL DESCRIPTION OF EUT .....	5
5.3 TEST ENVIRONMENT AND MODE .....	8
5.4 DESCRIPTION OF SUPPORT UNITS .....	8
5.5 TEST LOCATION .....	8
5.6 TEST FACILITY.....	9
5.7 DEVIATION FROM STANDARDS.....	9
5.8 ABNORMALITIES FROM STANDARD CONDITIONS.....	9
5.9 OTHER INFORMATION REQUESTED BY THE CUSTOMER .....	9
5.10 MEASUREMENT UNCERTAINTY (95% CONFIDENCE LEVELS, K=2) .....	10
5.11 EQUIPMENT LIST .....	11
<b>6 TEST RESULTS AND MEASUREMENT DATA .....</b>	<b>14</b>
6.1 ANTENNA REQUIREMENT .....	14
6.2 CONDUCTED EMISSIONS.....	15
6.3 CONDUCTED OUTPUT POWER.....	19
6.4 26dB EMISSION BANDWIDTH AND 99% OCCUPIED BANDWIDTH .....	22
6.5 6dB OCCUPY BANDWIDTH.....	58
6.6 POWER SPECTRAL DENSITY.....	64
6.7 RADIATED SPURIOUS EMISSIONS.....	83
6.7.1 Radiated emission below 1GHz .....	85
6.7.2 Transmitter emission above 1GHz.....	88
6.8 RESTRICTED BANDS AROUND FUNDAMENTAL FREQUENCY.....	105
<b>7 PHOTOGRAPHS - EUT TEST SETUP DETAILS.....</b>	<b>155</b>



## 5 General Information

### 5.1 Client Information

Applicant:	Huawei Technologies Co.,Ltd.
Address of Applicant:	Administration Building, Headquarters of Huawei Technologies Co., Ltd., Bantian, Longgang District, Shenzhen, 518129, P.R.C
Manufacturer:	Huawei Technologies Co.,Ltd.
Address of Manufacturer:	Administration Building, Headquarters of Huawei Technologies Co., Ltd., Bantian, Longgang District, Shenzhen, 518129, P.R.C
Factory:	Huawei Technologies Co.,Ltd.
Address of Factory:	Administration Building, Headquarters of Huawei Technologies Co., Ltd., Bantian, Longgang District, Shenzhen, 518129, P.R.C

### 5.2 General Description of EUT

Product Name:	Huawei MediaPad T3 10 (MediaPad T3 10 for short)
Model No.:	AGS-L09
Trade Mark:	HUAWEI
Operation Frequency:	IEEE 802.11a/ n(HT20/40): 5150MHz to 5250MHz IEEE 802.11a/ n(HT20/40): 5250MHz to 5350MHz IEEE 802.11a/ n(HT20/40): 5470MHz to 5725MHz IEEE 802.11a/ n(HT20/40): 5725MHz to 5850MHz * The 5600-5650MHz can not be used.
Type of Modulation:	IEEE 802.11a: OFDM(BPSK/QPSK/16QAM/64QAM) IEEE 802.11n: OFDM(BPSK/QPSK/16QAM/64QAM)
Sample Type:	Portable production
Antenna Type:	PIFA
Antenna Gain:	1dBi
EUT Power Supply:	DC3.85V (1 x 3.8V Rechargeable battery) 4650mAh Battery: Charge by DC 4.35V
AC adaptor:	Model:HW-050100U01 Input: AC100-240V 50/60Hz 0.2A Output:DC5.0V 1A



Note:

In FCC 15.31, for each band in which the device can be operated with the device operating at the number of frequencies in each band specified in the following table, and the selected channel to perform the test as below:

Frequency Range of Operation Operating Frequency Range (in each Band)	Number of Measurement Frequencies Required	Location of Measurement Frequency in Band of Operation
1 MHz or less	1	centre
1 MHz to 10 MHz	2	1 near high end, 1 near low end
Greater than 10 MHz	3	1 near high end, 1 near centre

For UNII Band I:

Mode	Channel	Frequency(MHz)
IEEE 802.11a/n 20MHz	The Lowest channel	5180
	The Middle channel	5220
	The Highest channel	5240
IEEE 802.11n 40MHz	The Lowest channel	5190
	The Highest channel	5230

For UNII Band II-A:

Mode	Channel	Frequency(MHz)
IEEE 802.11a/n 20MHz	The Lowest channel	5260
	The Middle channel	5300
	The Highest channel	5320
IEEE 802.11n 40MHz	The Lowest channel	5270
	The Highest channel	5310



For UNII Band II-C:

Mode	Channel	Frequency(MHz)
IEEE 802.11a/n 20MHz	The Lowest channel	5500
	The Middle channel	5600
	The Highest channel	5700
IEEE 802.11n 40MHz	The Lowest channel	5510
	The Middle channel	5590
	The Highest channel	5670

For UNII Band III:

Mode	Channel	Frequency(MHz)
IEEE 802.11a/n 20MHz	The Lowest channel	5745
	The Middle channel	5785
	The Highest channel	5825
IEEE 802.11n 40MHz	The Lowest channel	5755
	The Highest channel	5795



### 5.3 Test Environment and Mode

Operating Environment:	
Temperature:	25.0 °C
Humidity:	55 % RH
Atmospheric Pressure:	1010 mbar
Test mode:	
Transmitting mode:	Keep the EUT in transmitting mode with all kind of modulation and all kind of data rate.

### 5.4 Description of Support Units

The EUT has been tested independent unit.

### 5.5 Test Location

All tests were performed at:

SGS-CSTC Standards Technical Services Co., Ltd., Shenzhen Branch,  
No. 1 Workshop, M-10, Middle Section, Science & Technology Park, Shenzhen, Guangdong, China.  
518057.

Tel: +86 755 2601 2053 Fax: +86 755 2671 0594

No tests were sub-contracted.





## 5.6 Test Facility

The test facility is recognized, certified, or accredited by the following organizations:

- **CNAS (No. CNAS L2929)**

CNAS has accredited SGS-CSTC Standards Technical Services Co., Ltd. Shenzhen Branch EMC Lab to ISO/IEC 17025:2005 General Requirements for the Competence of Testing and Calibration Laboratories (CNAS-CL01 Accreditation Criteria for the Competence of Testing and Calibration Laboratories) for the competence in the field of testing.

- **A2LA (Certificate No. 3816.01)**

SGS-CSTC Standards Technical Services Co., Ltd., Shenzhen EMC Laboratory is accredited by the American Association for Laboratory Accreditation(A2LA). Certificate No. 3816.01.

- **VCCI**

The 10m Semi-anechoic chamber and Shielded Room of SGS-CSTC Standards Technical Services Co., Ltd. have been registered in accordance with the Regulations for Voluntary Control Measures with Registration No.: G-823, R-4188, T-1153 and C-2383 respectively.

- **FCC – Registration No.: 556682**

SGS-CSTC Standards Technical Services Co., Ltd., Shenzhen EMC Laboratory has been registered and fully described in a report filed with the (FCC) Federal Communications Commission. The acceptance letter from the FCC is maintained in our files. Registration No.: 556682.

- **Industry Canada (IC)**

Two 3m Semi-anechoic chambers and the 10m Semi-anechoic chamber of SGS-CSTC Standards Technical Services Co., Ltd. Shenzhen Branch EMC Lab have been registered by Certification and Engineering Bureau of Industry Canada for radio equipment testing with Registration No.: 4620C-1, 4620C-2, 4620C-3.

## 5.7 Deviation from Standards

None.

## 5.8 Abnormalities from Standard Conditions

None.

## 5.9 Other Information Requested by the Customer

None



### 5.10 Measurement Uncertainty (95% confidence levels, k=2)

No.	Item	Measurement Uncertainty
1	Total RF power, conducted	0.75dB
2	RF power density, conducted	2.84dB
3	Spurious emissions, conducted	0.75dB
4	Radiated Spurious emission test	4.5dB (30MHz-1GHz)
		4.8dB (1GHz-25GHz)
5	Conduct emission test	3.12 dB(9KHz- 30MHz)
6	Temperature test	1°C
7	Humidity test	3%
8	DC and low frequency voltages	0.5%



## 5.11 Equipment List

Conducted Emission						
Item	Test Equipment	Manufacturer	Model No.	Inventory No.	Cal. Date (yyyy-mm-dd)	Cal. Due date (yyyy-mm-dd)
1	Shielding Room	ZhongYu Electron	GB-88	SEM001-06	2016-05-13	2017-05-13
2	LISN	Rohde & Schwarz	ENV216	SEM007-01	2016-10-09	2017-10-09
3	LISN	ETS-LINDGREN	3816/2	SEM007-02	2016-04-25	2017-04-25
4	8 Line ISN	Fischer Custom Communications Inc.	FCC-TLISN-T8- 02	EMC0120	2016-09-28	2017-09-28
5	4 Line ISN	Fischer Custom Communications Inc.	FCC-TLISN-T4- 02	EMC0121	2016-09-28	2017-09-28
6	2 Line ISN	Fischer Custom Communications Inc.	FCC-TLISN-T2- 02	EMC0122	2016-09-28	2017-09-28
7	EMI Test Receiver	Rohde & Schwarz	ESCI	SEM004-02	2016-04-25	2017-04-25
8	DC Power Supply	Zhao Xin	RXN-305D	SEM011-02	2016-10-09	2017-10-09

RF connected test						
Item	Test Equipment	Manufacturer	Model No.	Inventory No.	Cal. date (yyyy-mm-dd)	Cal.Due date (yyyy-mm-dd)
1	DC Power Supply	ZhaoXin	RXN-305D	SEM011-02	2016-10-09	2017-10-09
2	Spectrum Analyzer	Rohde & Schwarz	FSP	SEM004-06	2016-10-17	2017-10-17
3	Signal Generator	Rohde & Schwarz	SML03	SEM006-02	2016-04-25	2017-04-25
4	Power Meter	Agilent Technologies	N1914A	W008-02	2016-06-27	2017-06-27
5	Power Sensor	Agilent Technologies	U2021XA	SEM009-01	2016-10-09	2017-10-09



**SGS-CSTC Standards Technical Services Co., Ltd.**  
**Shenzhen Branch**

Report No.: SZEM170300153902

Page: 12 of 155

RE in Chamber						
Item	Test Equipment	Manufacturer	Model No.	Inventory No.	Cal. Date (yyyy-mm-dd)	Cal. Due date (yyyy-mm-dd)
1	3m Semi-Anechoic Chamber	ETS-LINDGREN	N/A	SEM001-01	2016-05-13	2017-05-13
2	EMI Test Receiver	Agilent Technologies	N9038A	SEM004-05	2016-09-16	2017-09-16
3	BiConiLog Antenna (26-3000MHz)	ETS-LINDGREN	3142C	SEM003-01	2014-11-01	2017-11-01
4	Double-ridged horn (1-18GHz)	ETS-LINDGREN	3117	SEM003-11	2015-10-17	2018-10-17
5	Horn Antenna (18-26GHz)	ETS-LINDGREN	3160	SEM003-12	2014-11-24	2017-11-24
6	Pre-amplifier (0.1-1300MHz)	Agilent Technologies	8447D	SEM005-01	2016-04-25	2017-04-25
7	Band filter	Amindeon	Asi 3314	SEM023-01	N/A	N/A
8	DC Power Supply	Zhao Xin	RXN-305D	SEM011-02	2016-10-09	2017-10-09
9	Loop Antenna	Beijing Daze	ZN30401	SEM003-09	2015-05-13	2018-05-13

RE in Chamber						
Item	Test Equipment	Manufacturer	Model No.	Inventory No.	Cal. Date (yyyy-mm-dd)	Cal. Due date (yyyy-mm-dd)
1	10m Semi-Anechoic Chamber	SAEMC	FSAC1018	SEM001-03	2016-05-13	2017-05-13
2	EMI Test Receiver (9k-7GHz)	Rohde & Schwarz	ESR	SEM004-03	2016-04-25	2017-04-25
3	Trilog-Broadband Antenna(30M-1GHz)	Schwarzbeck	VULB9168	SEM003-18	2016-06-29	2019-06-29
4	Pre-amplifier	Sonoma Instrument Co	310N	SEM005-03	2016-07-06	2017-07-06
5	.Loop Antenna	ETS-Lindgren	6502	SEM003-08	2015-08-14	2018-08-14



RE in Chamber						
Item	Test Equipment	Manufacturer	Model No.	Inventory No.	Cal. date (yyyy-mm-dd)	Cal.Due date (yyyy-mm-dd)
1	3m Semi-Anechoic Chamber	AUDIX	N/A	SEM001-02	2016-05-13	2017-05-13
2	EMI Test Receiver	Rohde & Schwarz	ESIB26	SEM004-04	2016-04-25	2017-04-25
3	BiConiLog Antenna (26-3000MHz)	ETS-Lindgren	3142C	SEM003-02	2014-11-15	2017-11-15
4	Amplifier (0.1-1300MHz)	HP	8447D	SEM005-02	2016-10-09	2017-10-09
5	Horn Antenna (1-18GHz)	Rohde & Schwarz	HF907	SEM003-07	2015-06-14	2018-06-14
6	Low Noise Amplifier	Black Diamond Series	BDLNA-0118-352810	SEM005-05	2016-10-09	2017-10-09
7	Band filter	Amindeon	Asi 3314	SEM023-01	N/A	N/A

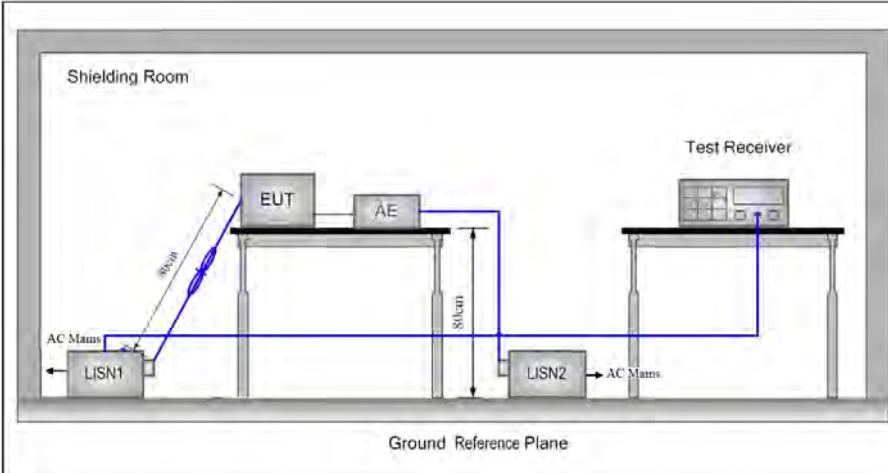


## 6 Test results and Measurement Data

### 6.1 Antenna Requirement

<b>Test Requirement:</b>	47 CFR Part 15 Section 15.203
15.203 requirement: An intentional radiator shall be designed to ensure that no antenna other than that furnished by the responsible party shall be used with the device. The use of a permanently attached antenna or of an antenna that uses a unique coupling to the intentional radiator, the manufacturer may design the unit so that a broken antenna can be replaced by the user, but the use of a standard antenna jack or electrical connector is prohibited.	
The antenna is integrated antenna and no consideration of replacement. The best case gain of the antenna is 1dBi.	

## 6.2 Conducted Emissions

Test Requirement:	47 CFR Part 15 Section 15.407(b)														
Test Method:	ANSI C63.10: 2013														
Test Frequency Range:	150kHz to 30MHz														
Limit:	<table border="1"> <thead> <tr> <th rowspan="2">Frequency range (MHz)</th> <th colspan="2">Limit (dBuV)</th> </tr> <tr> <th>Quasi-peak</th> <th>Average</th> </tr> </thead> <tbody> <tr> <td>0.15-0.5</td> <td>66 to 56*</td> <td>56 to 46*</td> </tr> <tr> <td>0.5-5</td> <td>56</td> <td>46</td> </tr> <tr> <td>5-30</td> <td>60</td> <td>50</td> </tr> </tbody> </table>	Frequency range (MHz)	Limit (dBuV)		Quasi-peak	Average	0.15-0.5	66 to 56*	56 to 46*	0.5-5	56	46	5-30	60	50
	Frequency range (MHz)		Limit (dBuV)												
		Quasi-peak	Average												
	0.15-0.5	66 to 56*	56 to 46*												
	0.5-5	56	46												
5-30	60	50													
* Decreases with the logarithm of the frequency.															
Test Procedure:	<ol style="list-style-type: none"> <li>1) The mains terminal disturbance voltage test was conducted in a shielded room.</li> <li>2) The EUT was connected to AC power source through a LISN 1 (Line Impedance Stabilization Network) which provides a 50Ω/50μH + 5Ω linear impedance. The power cables of all other units of the EUT were connected to a second LISN 2, which was bonded to the ground reference plane in the same way as the LISN 1 for the unit being measured. A multiple socket outlet strip was used to connect multiple power cables to a single LISN provided the rating of the LISN was not exceeded.</li> <li>3) The tabletop EUT was placed upon a non-metallic table 0.8m above the ground reference plane. And for floor-standing arrangement, the EUT was placed on the horizontal ground reference plane,</li> <li>4) The test was performed with a vertical ground reference plane. The rear of the EUT shall be 0.4 m from the vertical ground reference plane. The vertical ground reference plane was bonded to the horizontal ground reference plane. The LISN 1 was placed 0.8 m from the boundary of the unit under test and bonded to a ground reference plane for LISNs mounted on top of the ground reference plane. This distance was between the closest points of the LISN 1 and the EUT. All other units of the EUT and associated equipment was at least 0.8 m from the LISN 2.</li> <li>5) In order to find the maximum emission, the relative positions of equipment and all of the interface cables must be changed according to ANSI C63.10: 2013 on conducted measurement.</li> </ol>														
Test Setup:															



**SGS-CSTC Standards Technical Services Co., Ltd.  
Shenzhen Branch**

Report No.: SZEM170300153902

Page: 16 of 155

Exploratory Test Mode:	Transmitting with all kind of modulations, data rates at lowest, middle and highest channel.
Final Test Mode:	Through Pre-scan, find the 6Mbps of rate of 802.11a at lowest channel is the worst case. Only the worst case is recorded in the report.
Instruments Used:	Refer to section 5.10 for details
Test Results:	Pass

**Measurement Data**

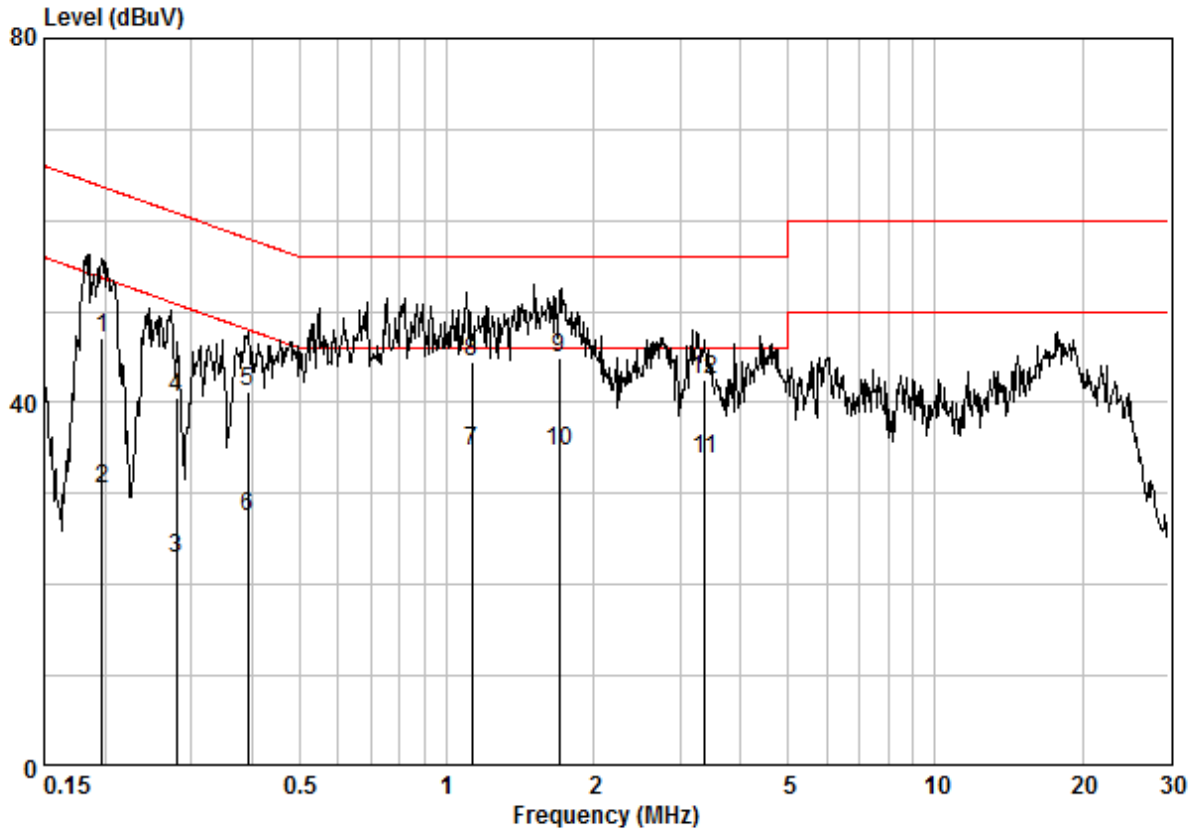
An initial pre-scan was performed on the live and neutral lines with peak detector.

Quasi-Peak and Average measurement were performed at the frequencies with maximized peak emission were detected.





Live Line:

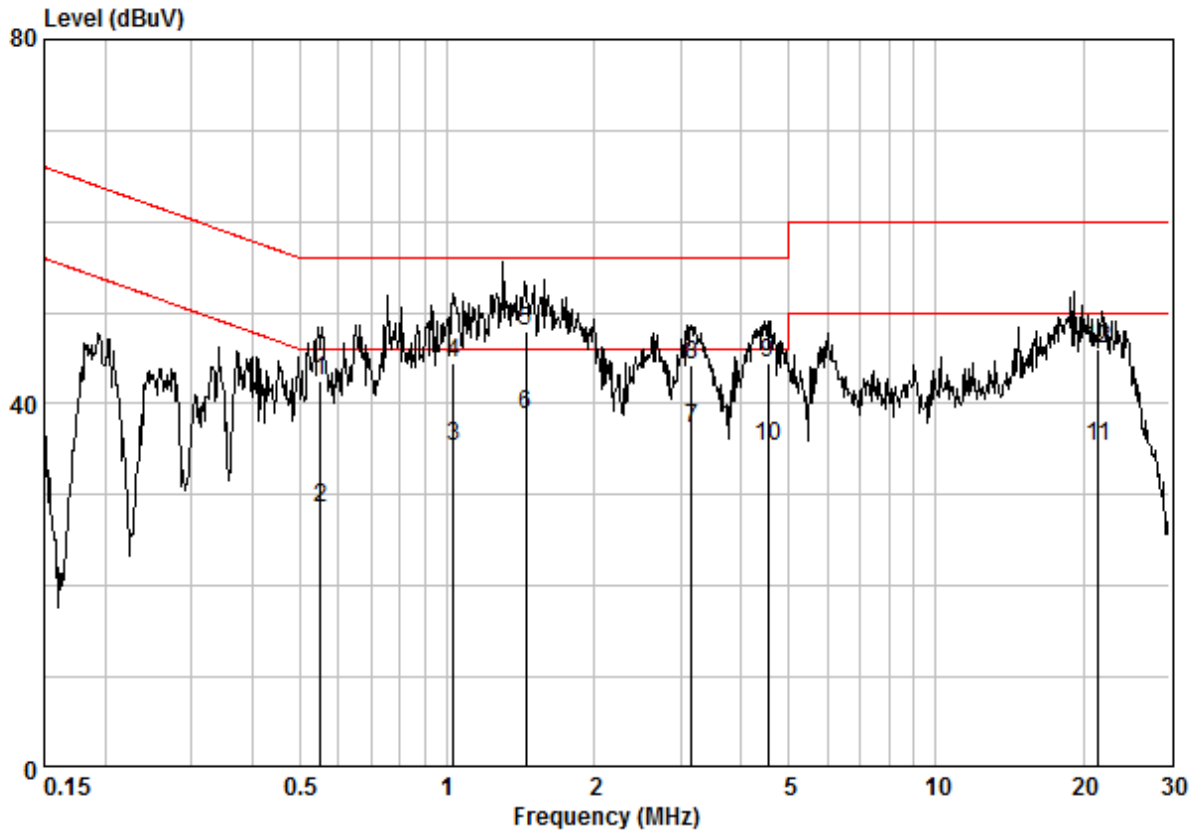


Site : Shielding Room  
 Condition : CE LINE  
 Job No. : 01539RG  
 Test Mode : b  
 : WIF15G

	Freq	Cable Loss	LISN Factor	Read Level	Limit Level	Limit Line	Over Limit	Remark
	MHz	dB	dB	dBuV	dBuV	dBuV	dB	
1	0.19758	0.02	9.63	37.47	47.12	63.71	-16.59	QP
2	0.19758	0.02	9.63	20.77	30.42	53.71	-23.29	AVERAGE
3	0.28052	0.02	9.63	13.27	22.92	50.80	-27.88	AVERAGE
4	0.28052	0.02	9.63	30.99	40.64	60.80	-20.16	QP
5	0.39136	0.02	9.63	31.64	41.29	58.03	-16.74	QP
6	0.39136	0.02	9.63	17.82	27.47	48.03	-20.56	AVERAGE
7	1.124	0.03	9.64	24.94	34.61	46.00	-11.39	AVERAGE
8	1.124	0.03	9.64	34.90	44.57	56.00	-11.43	QP
9	1.702	0.03	9.65	35.19	44.88	56.00	-11.12	QP
10	1.702	0.03	9.65	25.07	34.76	46.00	-11.24	AVERAGE
11	3.376	0.02	9.68	24.02	33.72	46.00	-12.28	AVERAGE
12	3.378	0.02	9.68	32.72	42.42	56.00	-13.58	QP



Neutral Line:



Site : Shielding Room  
 Condition : CE NEUTRAL  
 Job No. : 01539RG  
 Test Mode : b  
 : WIFISG

	Freq	Cable Loss	LISN Factor	Read Level	Level	Limit Line	Over Limit	Remark
	MHz	dB	dB	dBuV	dBuV	dBuV	dB	
1	0.55155	0.02	9.63	32.90	42.55	56.00	-13.45	QP
2	0.55155	0.02	9.63	18.84	28.49	46.00	-17.51	AVERAGE
3	1.029	0.03	9.64	25.64	35.31	46.00	-10.69	AVERAGE
4	1.029	0.03	9.64	34.88	44.55	56.00	-11.45	QP
5	1.452	0.03	9.65	38.27	47.95	56.00	-8.05	QP
6 @	1.452	0.03	9.65	29.10	38.78	46.00	-7.22	AVERAGE
7	3.168	0.02	9.67	27.65	37.35	46.00	-8.65	AVERAGE
8	3.168	0.02	9.67	34.50	44.20	56.00	-11.80	QP
9	4.531	0.02	9.71	34.79	44.52	56.00	-11.48	QP
10	4.531	0.02	9.71	25.56	35.29	46.00	-10.71	AVERAGE
11	21.480	0.17	10.26	24.81	35.23	50.00	-14.77	AVERAGE
12	21.480	0.17	10.26	35.54	45.96	60.00	-14.04	QP

Notes:

1. The following Quasi-Peak and Average measurements were performed on the EUT:
2. Final Test Level = Receiver Reading + LISN Factor + Cable Loss.



### 6.3 Conducted Output Power

Test Requirement:	47 CFR Part 15 Section 15.407(a)	
Test Method:	ANSI C63.10: 2013	
Test Setup:	<p>The diagram illustrates the test setup. A 'POWER METER' and an 'E.U.T.' (Equipment Under Test) are connected by a red line. They are placed on a 'Non-Conducted Table'. Below the table is a 'Ground Reference Plane'.</p>	
Test Instruments:	Refer to section 5.10 for details	
Exploratory Test Mode:	Transmitting with all kind of modulations, data rates	
Final Test Mode:	Through Pre-scan, find the 6Mbps of rate is the worst case of 802.11a; MCS0 of rate is the worst case of 802.11n(HT20); MCS0 of rate is the worst case of 802.11n(HT40); Only the worst case is recorded in the report.	
Limit:	Frequency Band	Limit
	5150-5250MHz	Not exceed 250mW(24dBm)
	5250-5350MHz	The lesser of 250mW(24dBm) or $11 + 10\log B$
	5470-5725MHz	The lesser of 250mW(24dBm) or $11 + 10\log B$
	5725-5850MHz	Not exceed 1W(30dBm)
	*Where B is the 26dB emission bandwidth in MHz	
Test Results:	Pass	



Measurement Data:

802.11a mode			
Frequency (MHz)	Conducted Output Power (dBm)	Limit (dBm)	Result
5180	16.92	24.00	Pass
5220	16.81	24.00	Pass
5240	16.93	24.00	Pass
5260	16.91	24.00	Pass
5300	16.74	24.00	Pass
5320	16.82	24.00	Pass
5500	16.88	24.00	Pass
5600	16.82	24.00	Pass
5700	16.73	24.00	Pass
5745	16.77	30.00	Pass
5785	16.89	30.00	Pass
5825	16.73	30.00	Pass

802.11n(HT20) mode			
Frequency (MHz)	Conducted Output Power (dBm)	Limit (dBm)	Result
5180	16.78	24.00	Pass
5220	16.85	24.00	Pass
5240	16.82	24.00	Pass
5260	16.73	24.00	Pass
5300	16.87	24.00	Pass
5320	16.82	24.00	Pass
5500	16.82	24.00	Pass
5600	16.77	24.00	Pass
5700	16.79	24.00	Pass
5745	16.65	30.00	Pass
5785	16.89	30.00	Pass
5825	16.84	30.00	Pass



**SGS-CSTC Standards Technical Services Co., Ltd.**  
**Shenzhen Branch**

Report No.: SZEM170300153902

Page: 21 of 155

802.11 n(HT40) mode			
Frequency (MHz)	Conducted Output Power (dBm)	Limit (dBm)	Result
5190	16.82	24.00	Pass
5230	16.72	24.00	Pass
5270	16.69	24.00	Pass
5310	16.97	24.00	Pass
5510	16.93	24.00	Pass
5590	16.79	24.00	Pass
5670	16.89	24.00	Pass
5755	16.98	30.00	Pass
5795	16.92	30.00	Pass



### 6.4 26dB Emission Bandwidth and 99% Occupied Bandwidth

Test Requirement:	47 CFR Part 15 Section 15.407(a)
Test Method:	ANSI C63.10: 2013
Test Setup:	<p>The diagram illustrates the test setup. A Spectrum Analyzer is connected to an E.U.T. (Equipment Under Test) via a red cable. Both are placed on a Non-Conducted Table, which is supported by a Ground Reference Plane.</p>
Instruments Used:	Refer to section 5.10 for details
Exploratory Test Mode:	Transmitting with all kind of modulations, data rates
Final Test Mode:	Through Pre-scan, find the 6Mbps of rate is the worst case of 802.11a; MCS0 of rate is the worst case of 802.11n(HT20); MCS0 of rate is the worst case of 802.11n(HT40); Only the worst case is recorded in the report.
Limit:	No restriction limits
Test Results:	Pass



Measurement Data:

802.11a mode		
Frequency (MHz)	26dB Emission Bandwidth (MHz)	99% Occupied Bandwidth (MHz)
5180	22.58	17.38
5220	22.62	17.38
5240	22.46	17.34
5260	22.62	17.38
5300	22.46	17.38
5320	22.62	17.34
5500	22.54	17.38
5600	22.54	17.34
5700	22.50	17.30
5745	22.70	17.34
5785	22.50	17.38
5825	22.58	17.38

802.11n(HT20) mode		
Frequency (MHz)	26dB Emission Bandwidth (MHz)	99% Occupied Bandwidth (MHz)
5180	23.06	18.26
5220	23.02	18.22
5240	22.78	18.22
5260	22.78	18.22
5300	22.78	18.26
5320	22.82	18.22
5500	22.74	18.26
5600	22.94	18.22
5700	22.98	18.30
5745	22.82	18.26
5785	22.86	18.26
5825	22.66	18.26

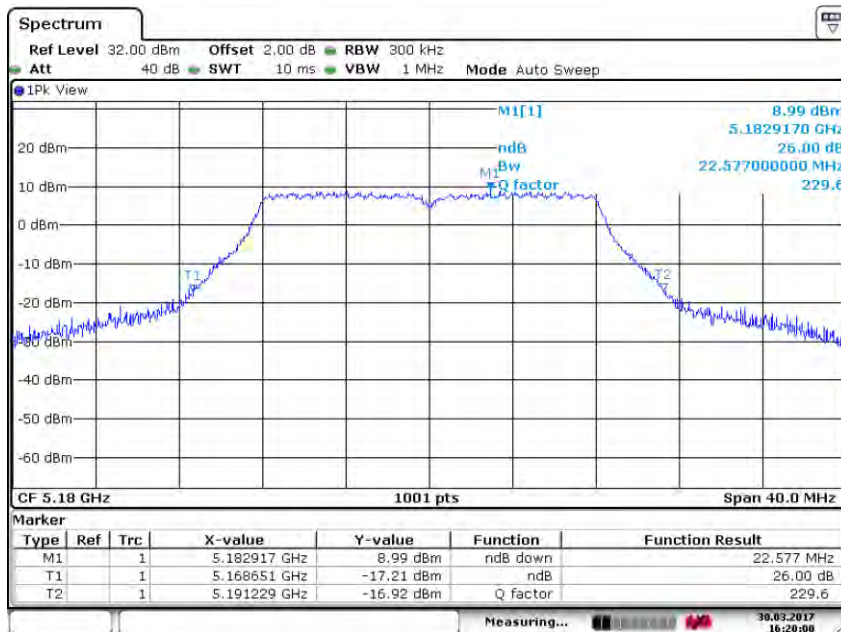


802.11n(HT40) mode		
Frequency (MHz)	26dB Emission Bandwidth (MHz)	99% Occupied Bandwidth (MHz)
5190	44.28	36.52
5230	44.36	36.44
5270	44.20	36.44
5310	44.12	36.44
5510	44.12	36.44
5590	44.36	36.44
5670	44.52	36.52
5755	44.36	36.44
5795	44.28	36.52

**26dB Emission Bandwidth**

Test plot as follows:

Test mode:	802.11a	Frequency(MHz):	5180
------------	---------	-----------------	------



Date: 30 MAR 2017 16:20:00



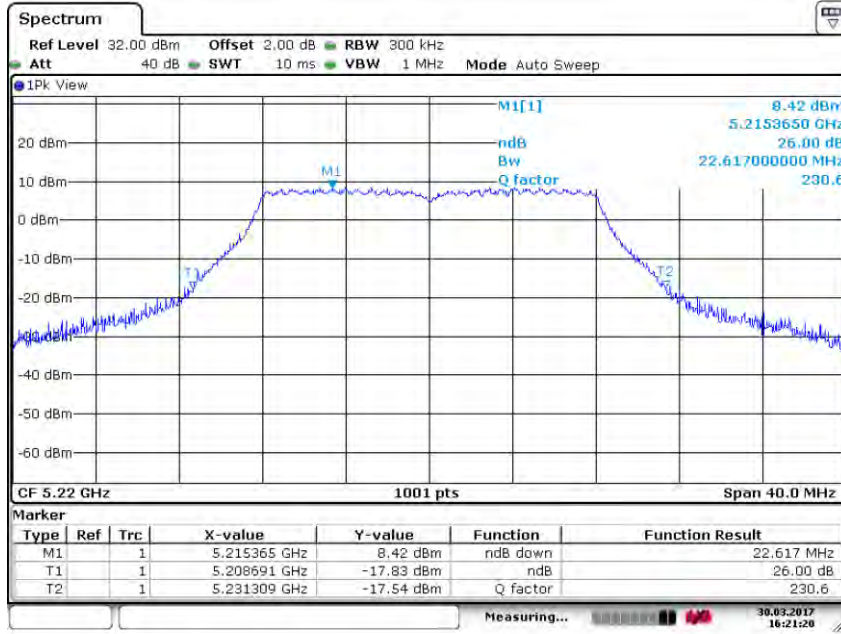


# SGS-CSTC Standards Technical Services Co., Ltd. Shenzhen Branch

Report No.: SZEM170300153902

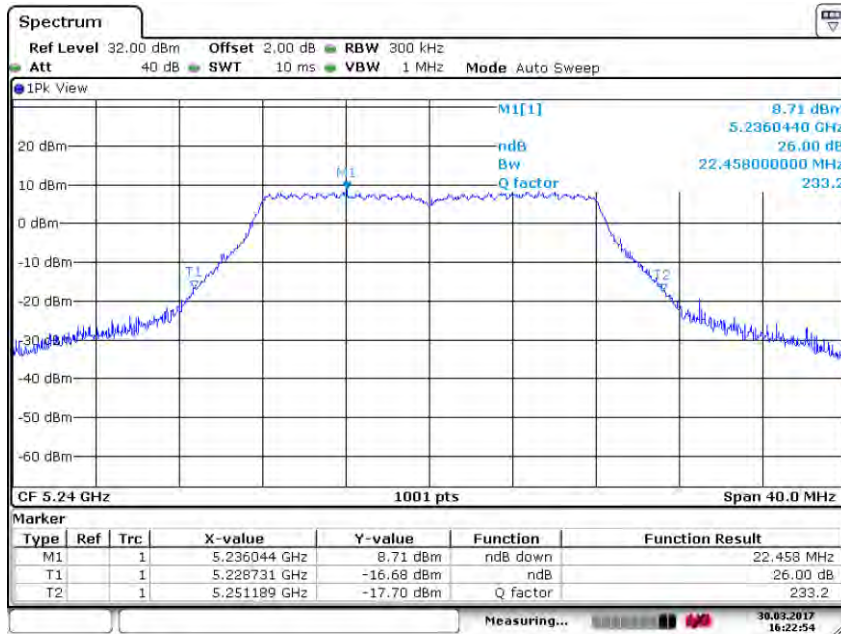
Page: 25 of 155

Test mode:	802.11a	Frequency(MHz):	5220
------------	---------	-----------------	------



Date: 30 MAR 2017 16:21:21

Test mode:	802.11a	Frequency(MHz):	5240
------------	---------	-----------------	------



Date: 30 MAR 2017 16:22:55

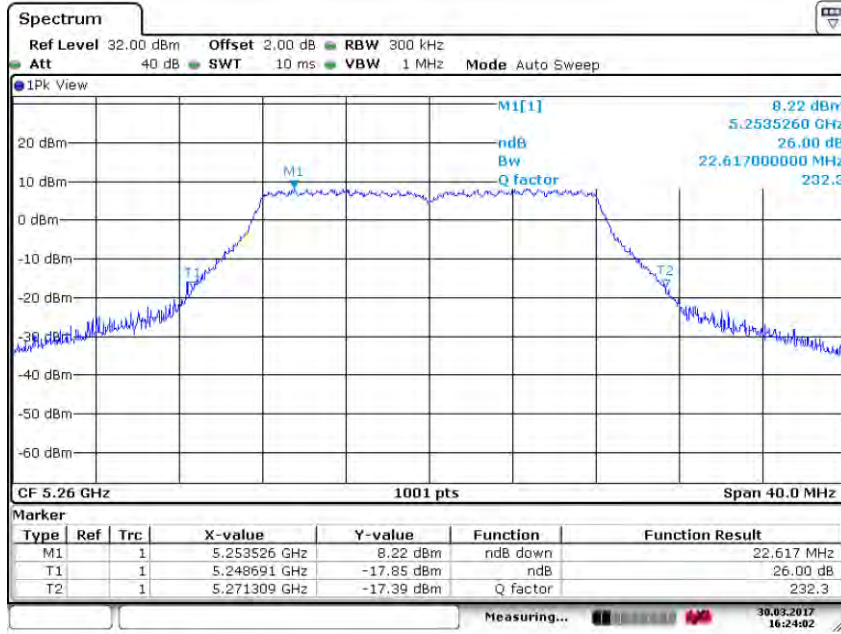


# SGS-CSTC Standards Technical Services Co., Ltd. Shenzhen Branch

Report No.: SZEM170300153902

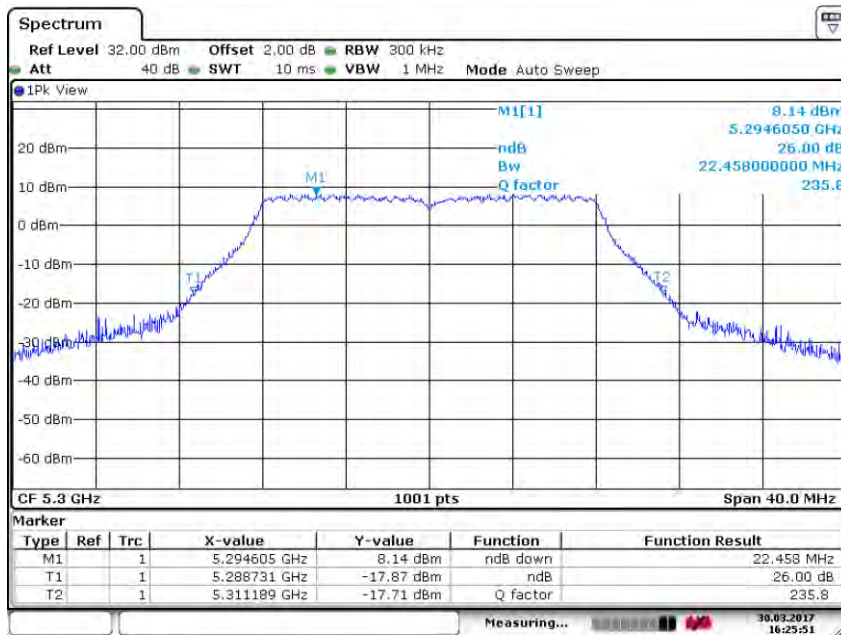
Page: 26 of 155

Test mode:	802.11a	Frequency(MHz):	5260
------------	---------	-----------------	------



Date: 30 MAR 2017 16:24:03

Test mode:	802.11a	Frequency(MHz):	5300
------------	---------	-----------------	------



Date: 30 MAR 2017 16:25:52

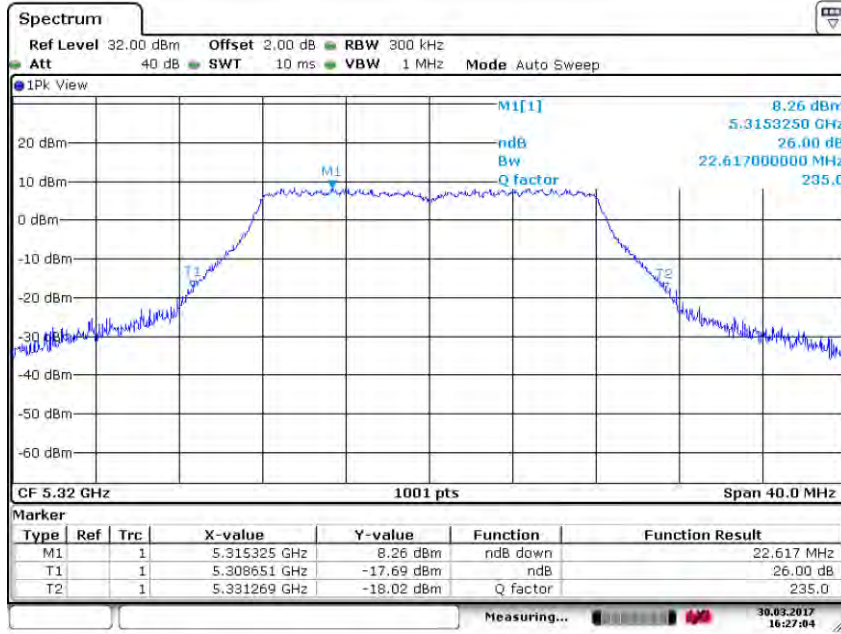


# SGS-CSTC Standards Technical Services Co., Ltd. Shenzhen Branch

Report No.: SZEM170300153902

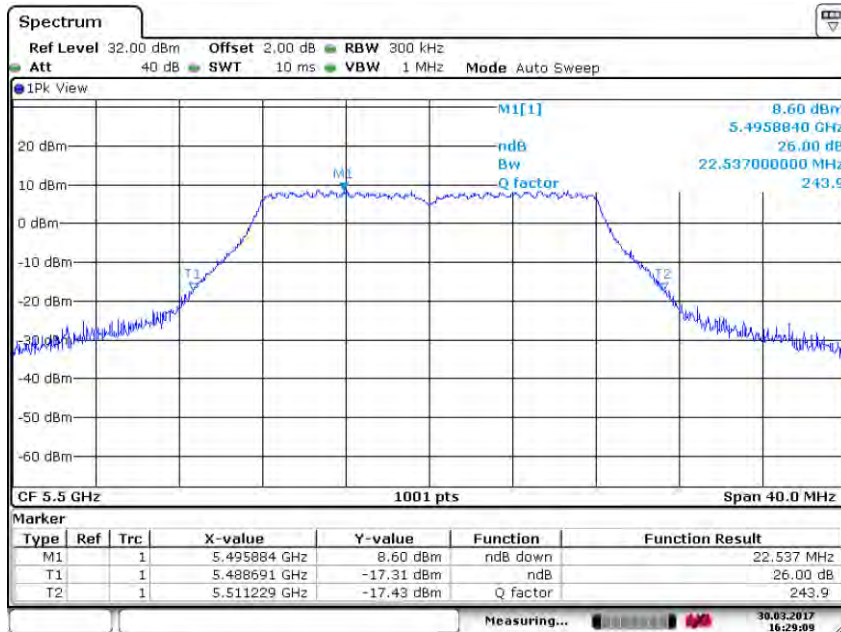
Page: 27 of 155

Test mode:	802.11a	Frequency(MHz):	5320
------------	---------	-----------------	------



Date: 30 MAR 2017 16:27:04

Test mode:	802.11a	Frequency(MHz):	5500
------------	---------	-----------------	------



Date: 30 MAR 2017 16:29:09

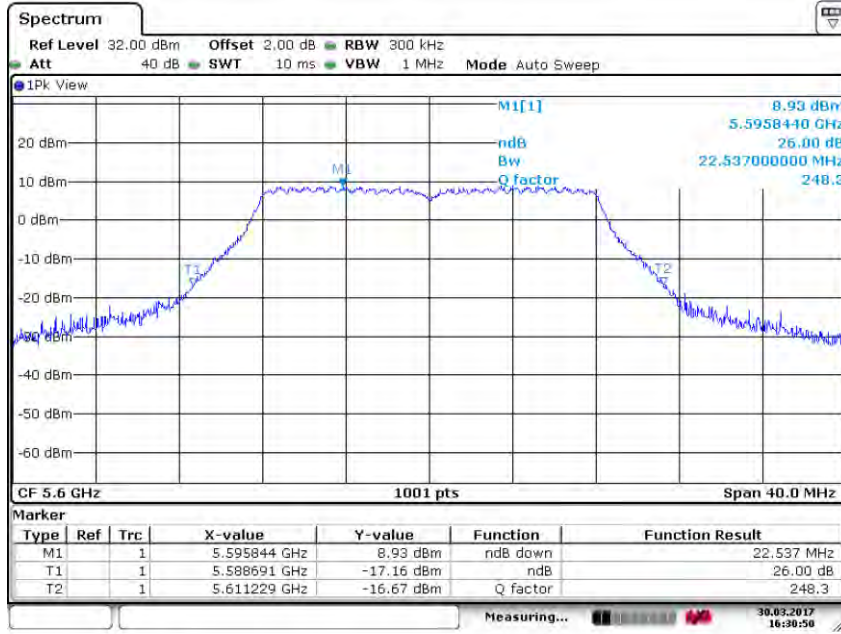


# SGS-CSTC Standards Technical Services Co., Ltd. Shenzhen Branch

Report No.: SZEM170300153902

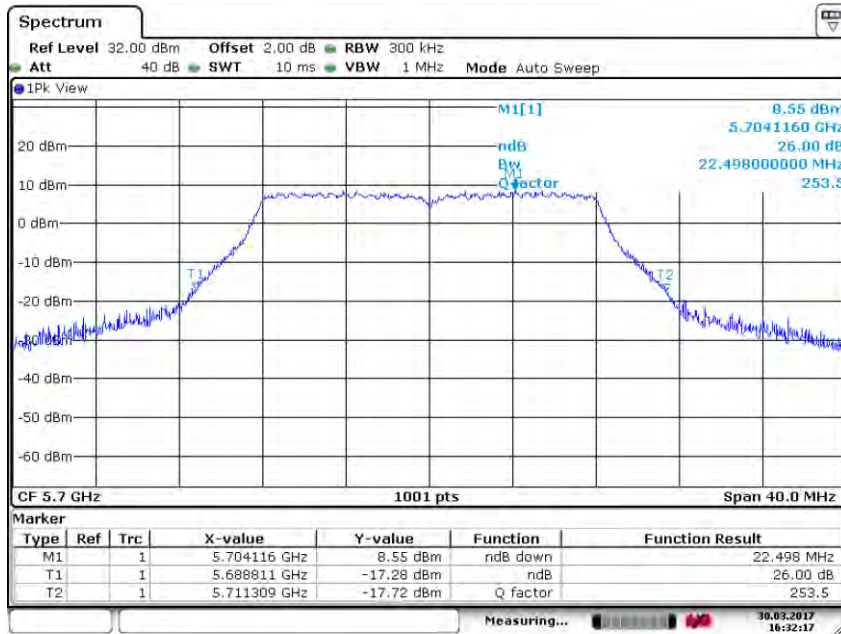
Page: 28 of 155

Test mode:	802.11a	Frequency(MHz):	5600
------------	---------	-----------------	------



Date: 30 MAR 2017 16:30:51

Test mode:	802.11a	Frequency(MHz):	5700
------------	---------	-----------------	------



Date: 30 MAR 2017 16:32:18

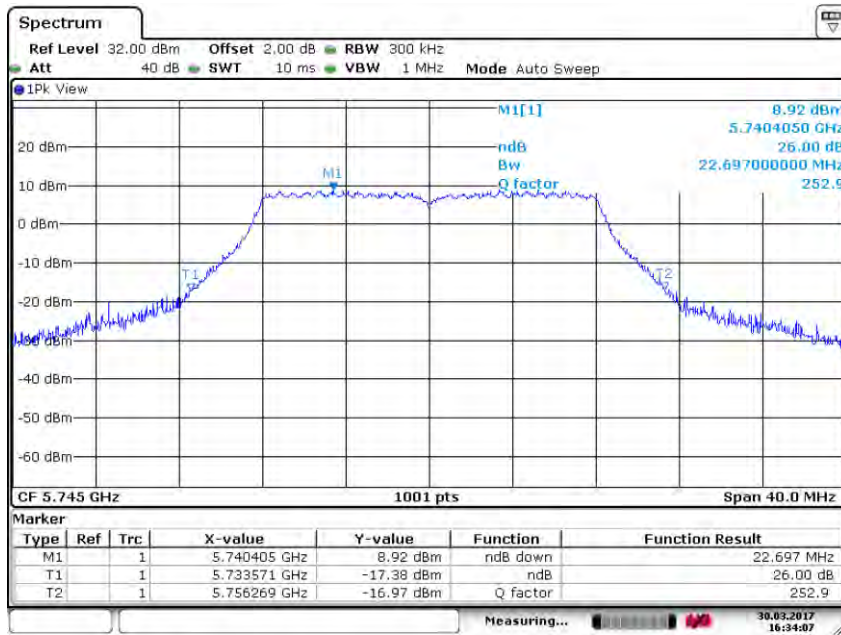


# SGS-CSTC Standards Technical Services Co., Ltd. Shenzhen Branch

Report No.: SZEM170300153902

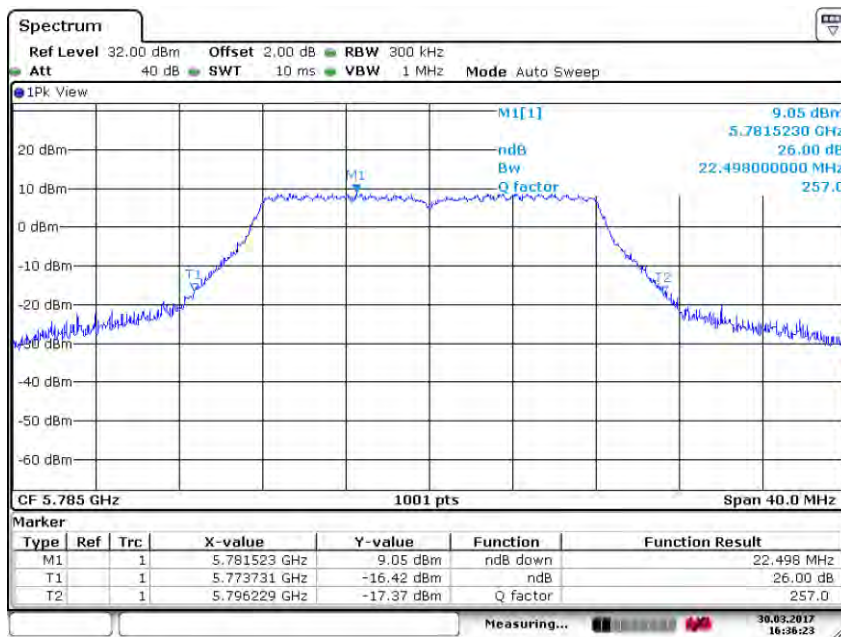
Page: 29 of 155

Test mode:	802.11a	Frequency(MHz):	5745
------------	---------	-----------------	------



Date: 30.MAR.2017 16:34:07

Test mode:	802.11a	Frequency(MHz):	5785
------------	---------	-----------------	------



Date: 30.MAR.2017 16:36:23

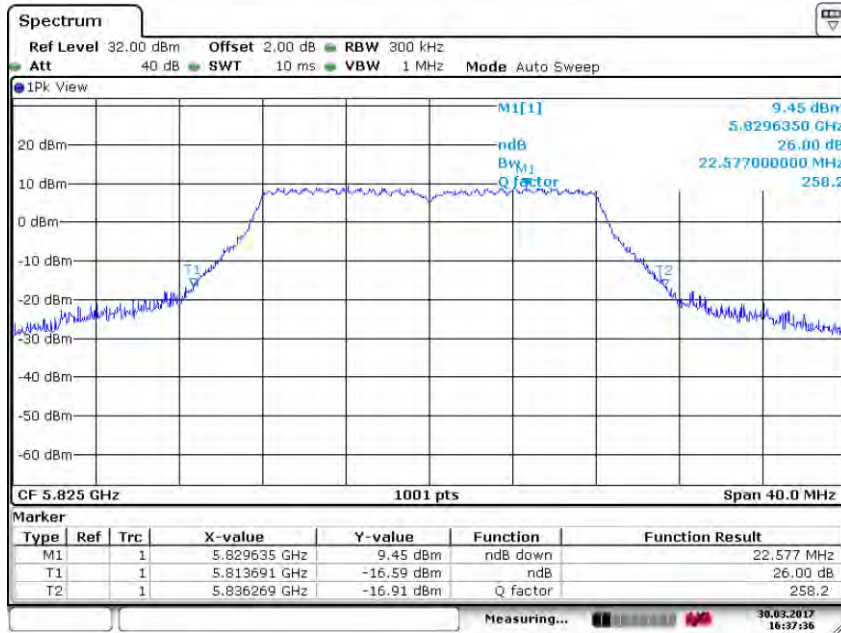


# SGS-CSTC Standards Technical Services Co., Ltd. Shenzhen Branch

Report No.: SZEM170300153902

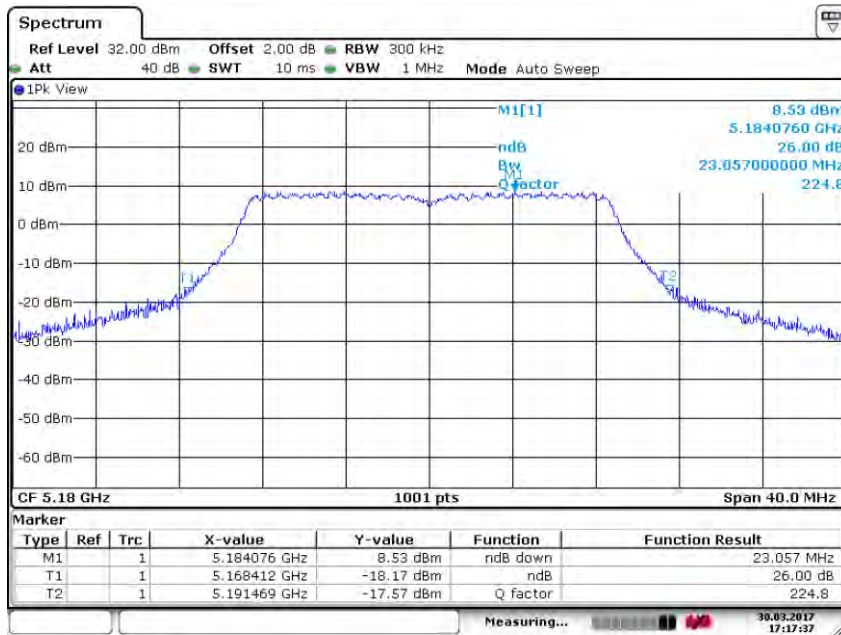
Page: 30 of 155

Test mode:	802.11a	Frequency(MHz):	5825
------------	---------	-----------------	------



Date: 30.MAR.2017 16:37:36

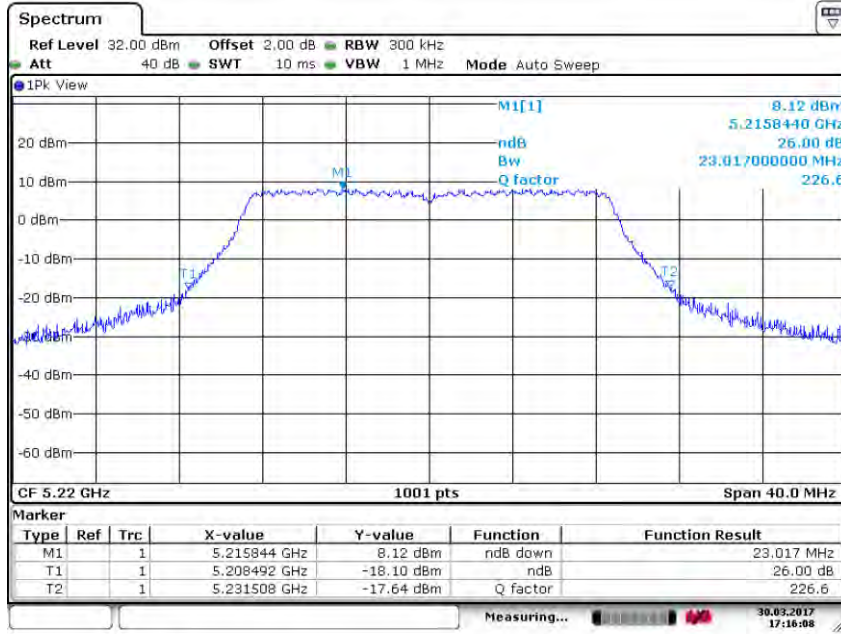
Test mode:	802.11n(HT20)	Frequency(MHz):	5180
------------	---------------	-----------------	------



Date: 30.MAR.2017 17:17:37

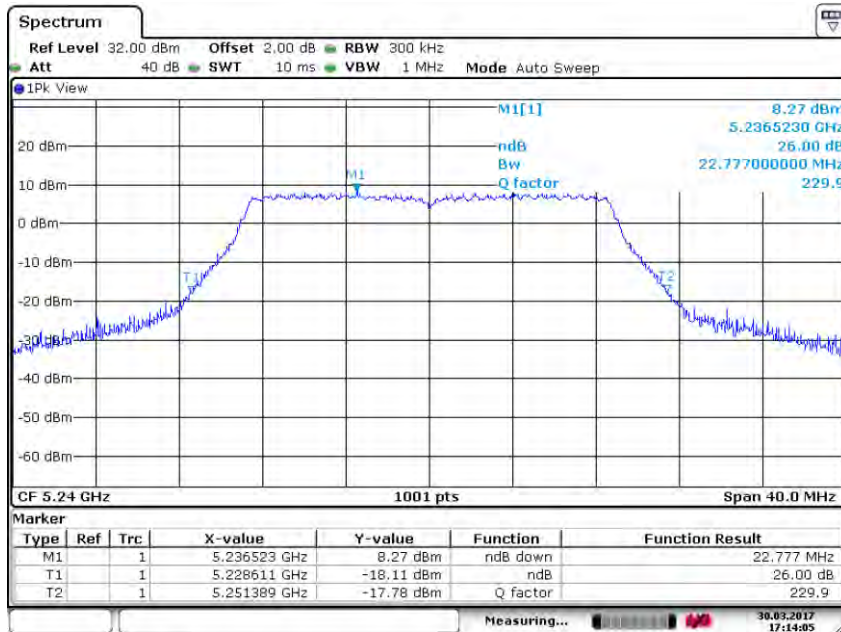


Test mode:	802.11n(HT20)	Frequency(MHz):	5220
------------	---------------	-----------------	------



Date: 30.MAR.2017 17:16:07

Test mode:	802.11n(HT20)	Frequency(MHz):	5240
------------	---------------	-----------------	------



Date: 30.MAR.2017 17:14:05

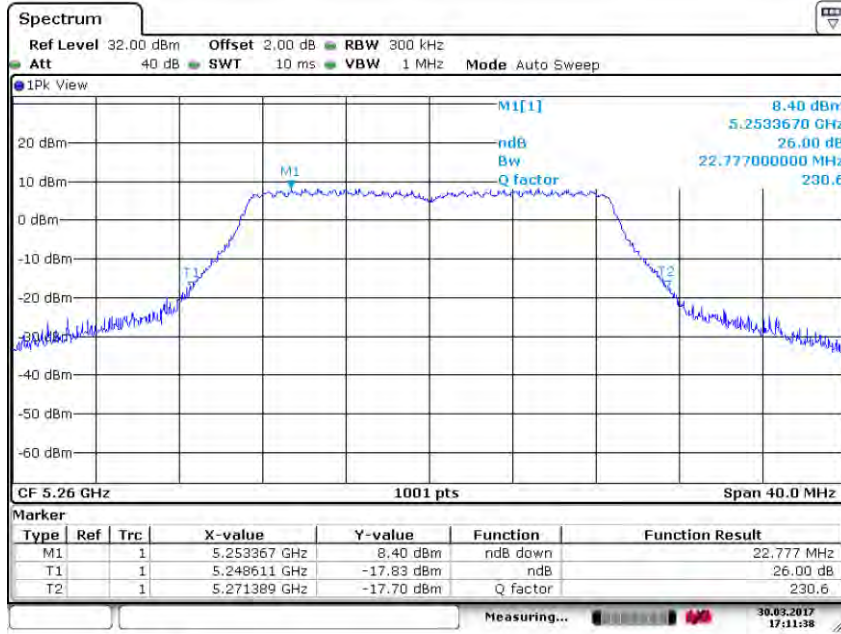


# SGS-CSTC Standards Technical Services Co., Ltd. Shenzhen Branch

Report No.: SZEM170300153902

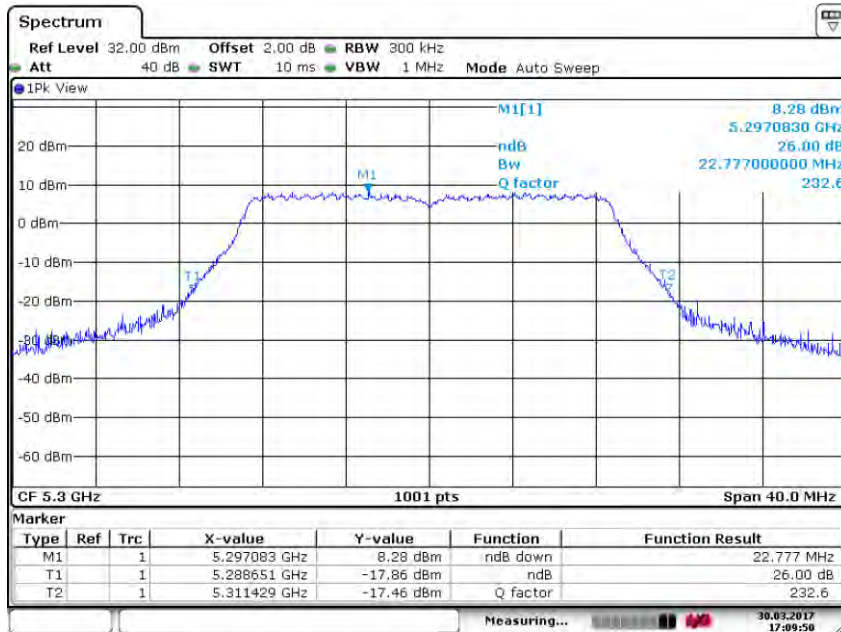
Page: 32 of 155

Test mode:	802.11n(HT20)	Frequency(MHz):	5260
------------	---------------	-----------------	------



Date: 30 MAR 2017 17:11:38

Test mode:	802.11n(HT20)	Frequency(MHz):	5300
------------	---------------	-----------------	------



Date: 30 MAR 2017 17:09:51



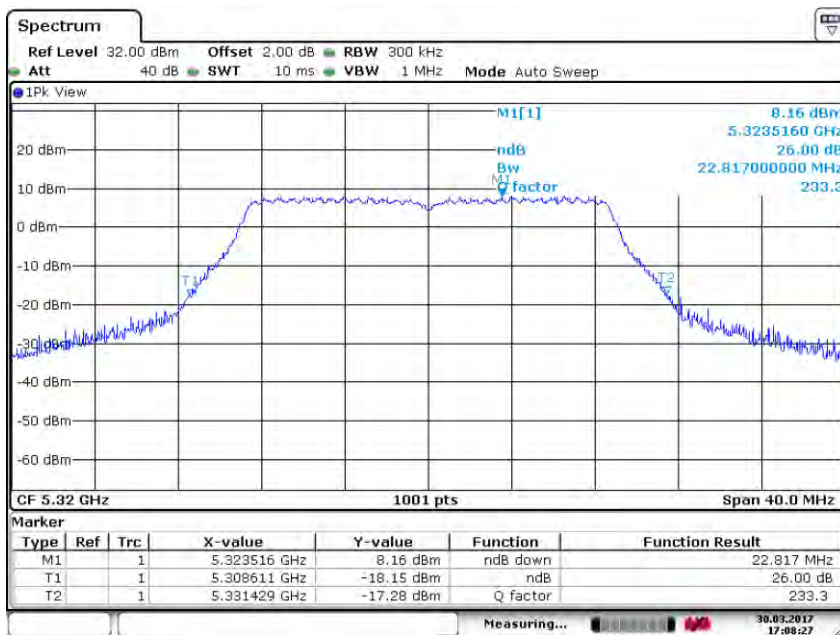


# SGS-CSTC Standards Technical Services Co., Ltd. Shenzhen Branch

Report No.: SZEM170300153902

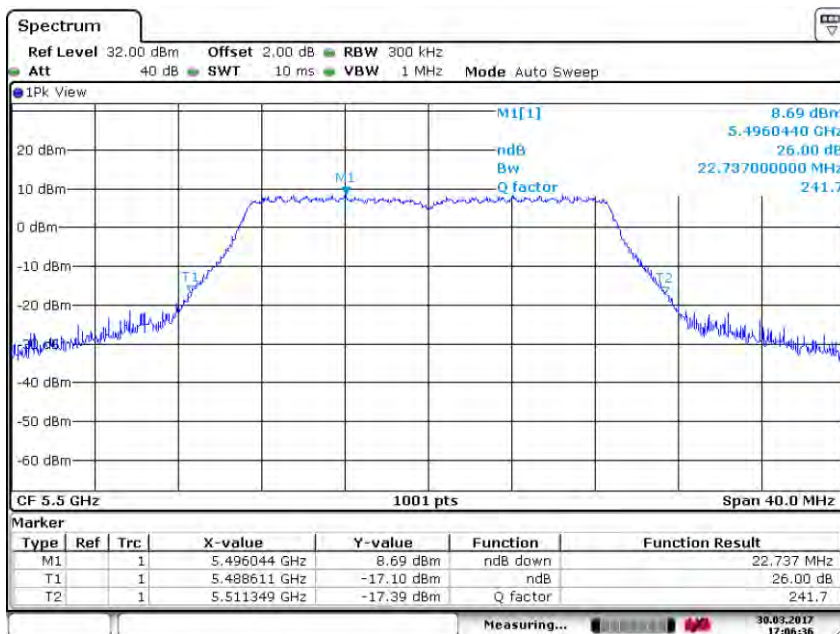
Page: 33 of 155

Test mode:	802.11n(HT20)	Frequency(MHz):	5320
------------	---------------	-----------------	------



Date: 30 MAR 2017 17:08:28

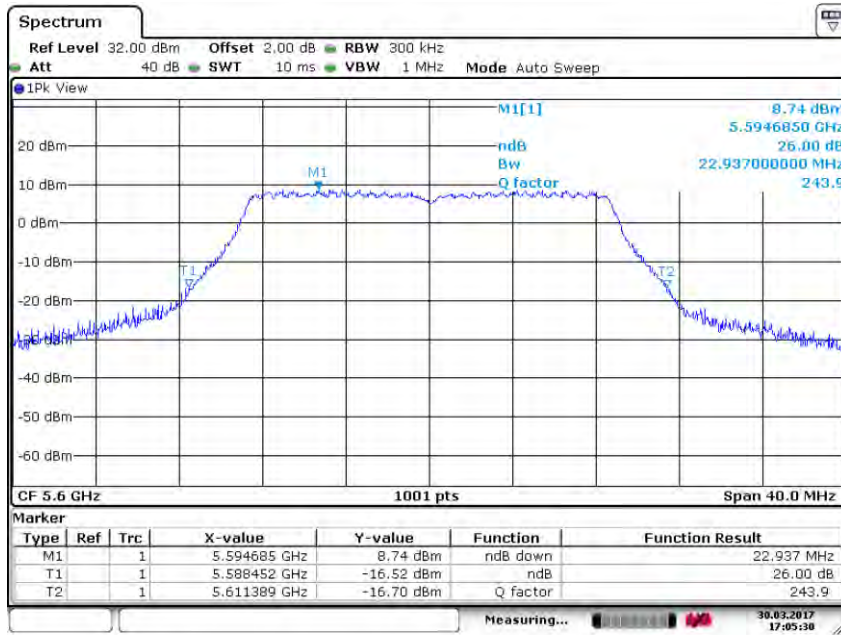
Test mode:	802.11n(HT20)	Frequency(MHz):	5500
------------	---------------	-----------------	------



Date: 30 MAR 2017 17:06:36

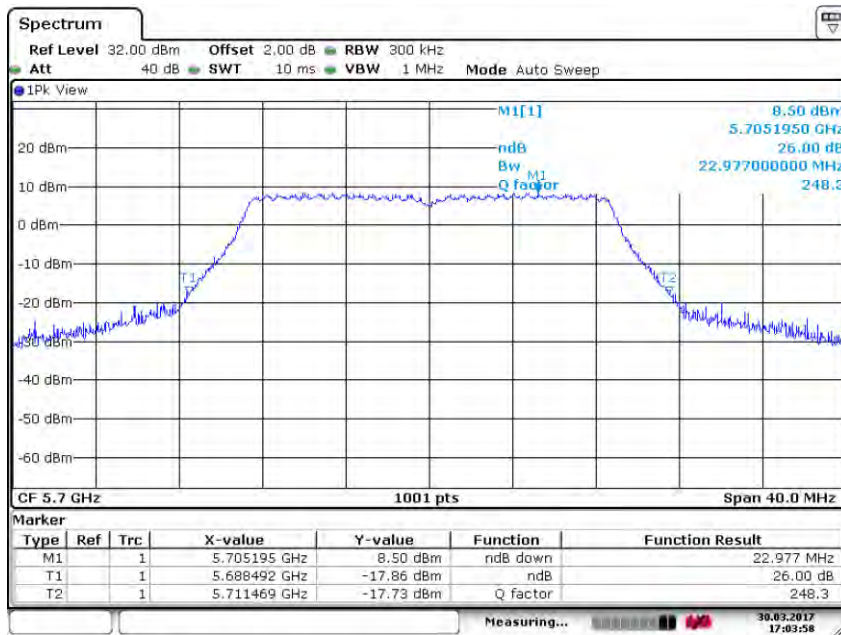


Test mode:	802.11n(HT20)	Frequency(MHz):	5600
------------	---------------	-----------------	------



Date: 30 MAR 2017 17:05:30

Test mode:	802.11n(HT20)	Frequency(MHz):	5700
------------	---------------	-----------------	------



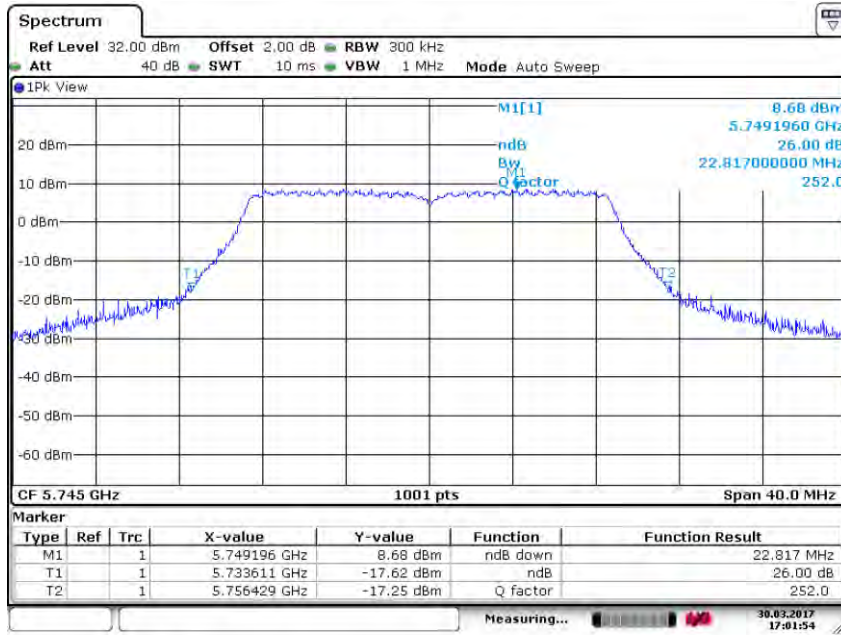
Date: 30 MAR 2017 17:03:58



# SGS-CSTC Standards Technical Services Co., Ltd. Shenzhen Branch

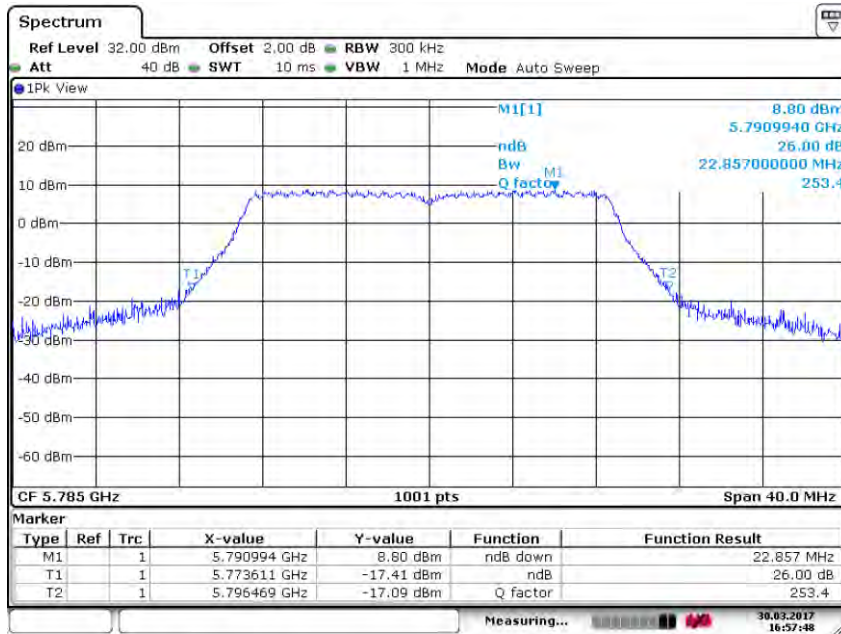
Report No.: SZEM170300153902  
Page: 35 of 155

Test mode:	802.11n(HT20)	Frequency(MHz):	5745
------------	---------------	-----------------	------



Date: 30.MAR.2017 17:01:54

Test mode:	802.11n(HT20)	Frequency(MHz):	5785
------------	---------------	-----------------	------



Date: 30.MAR.2017 16:57:49

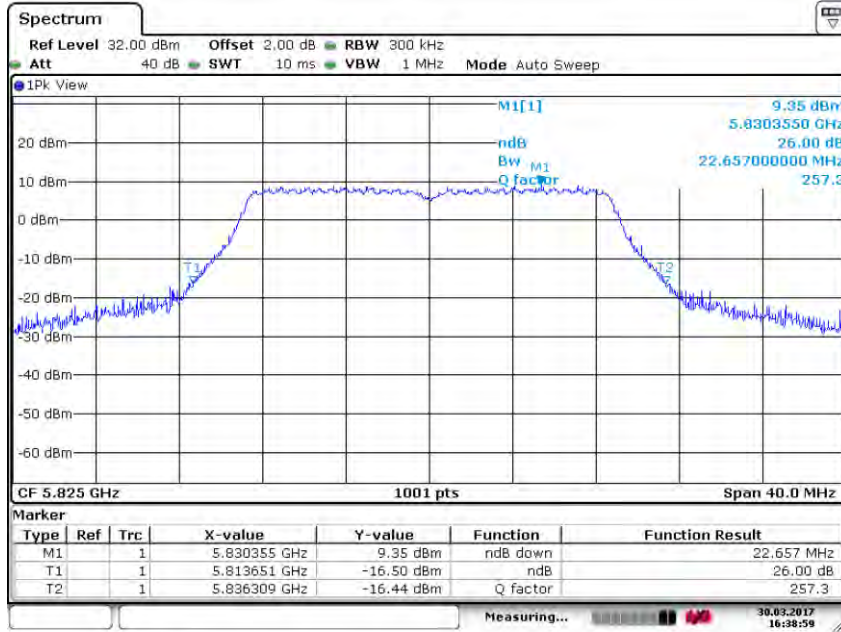


# SGS-CSTC Standards Technical Services Co., Ltd. Shenzhen Branch

Report No.: SZEM170300153902

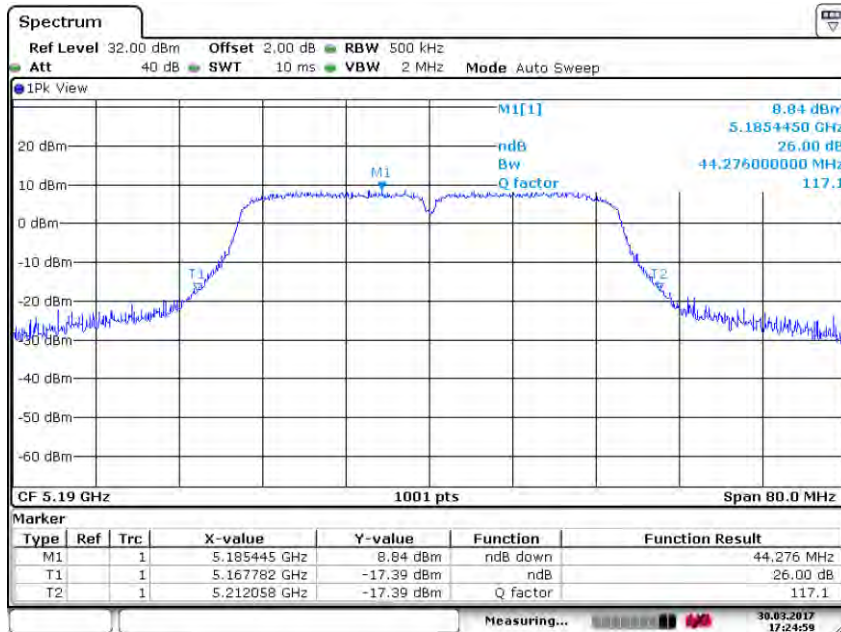
Page: 36 of 155

Test mode:	802.11n(HT20)	Frequency(MHz):	5825
------------	---------------	-----------------	------



Date: 30 MAR 2017 16:38:59

Test mode:	802.11n(HT40)	Frequency(MHz):	5190
------------	---------------	-----------------	------



Date: 30 MAR 2017 17:24:59

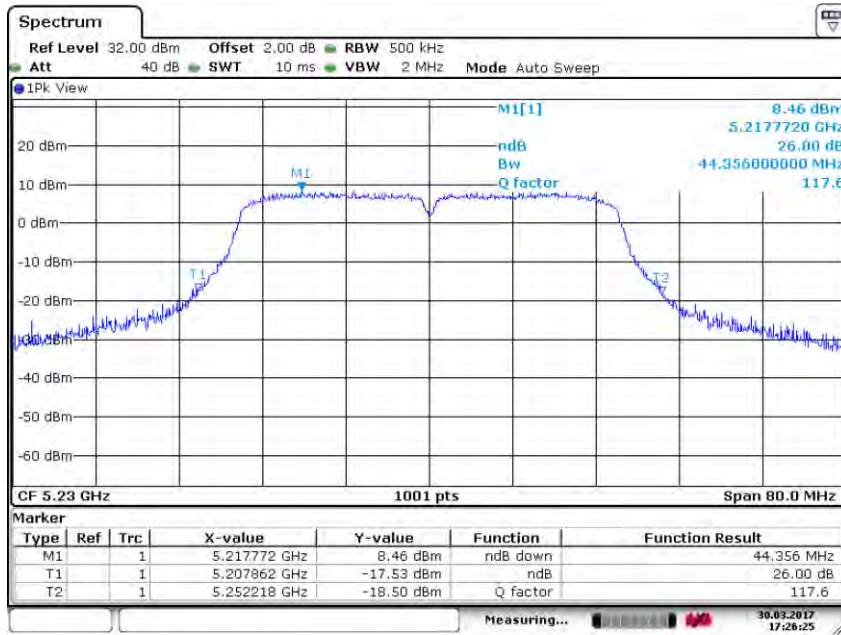


# SGS-CSTC Standards Technical Services Co., Ltd. Shenzhen Branch

Report No.: SZEM170300153902

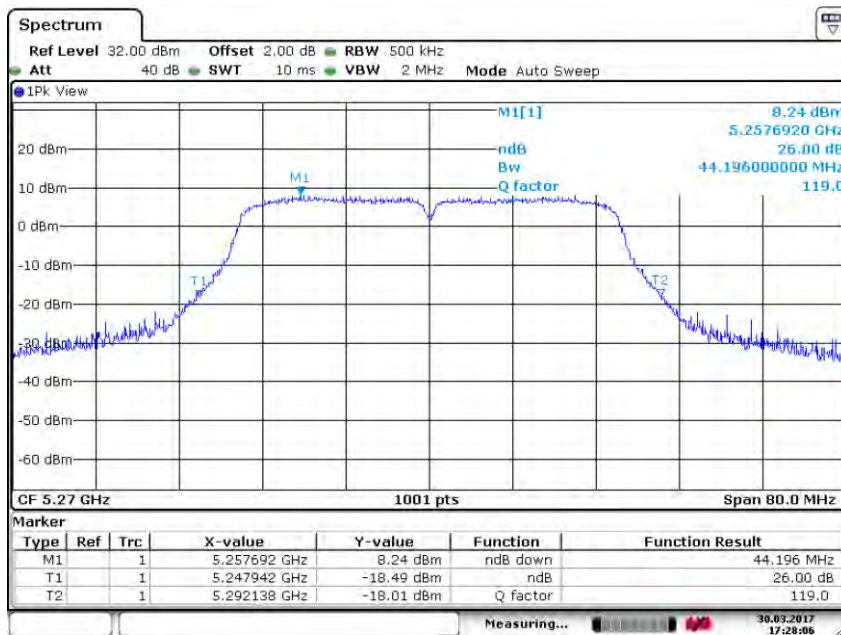
Page: 37 of 155

Test mode:	802.11n(HT40)	Frequency(MHz):	5230
------------	---------------	-----------------	------



Date: 30 MAR 2017 17:26:25

Test mode:	802.11n(HT40)	Frequency(MHz):	5270
------------	---------------	-----------------	------



Date: 30 MAR 2017 17:28:06

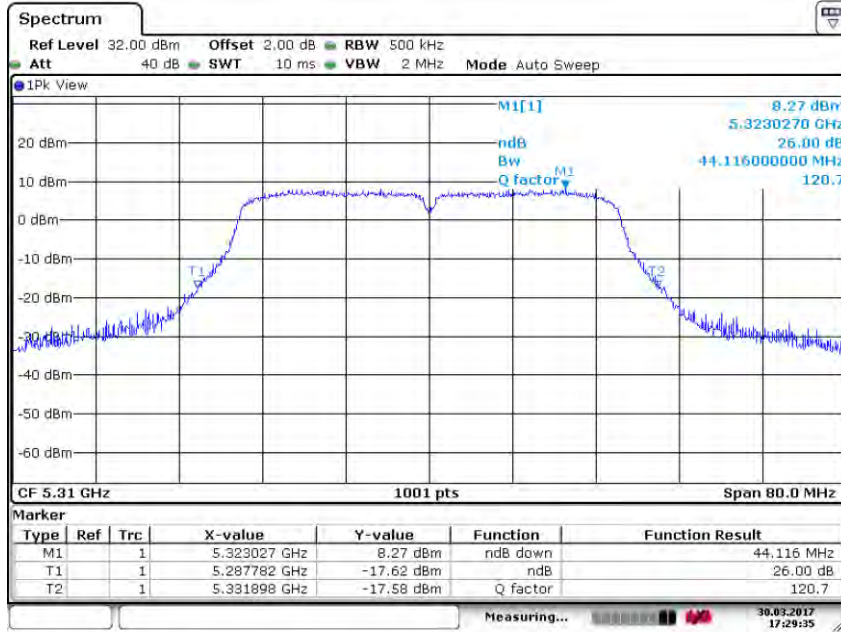


# SGS-CSTC Standards Technical Services Co., Ltd. Shenzhen Branch

Report No.: SZEM170300153902

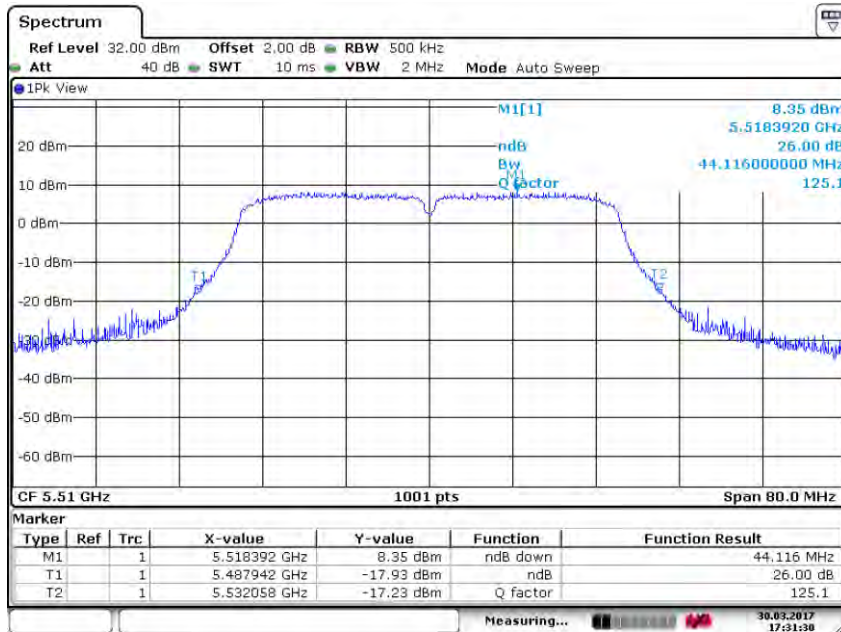
Page: 38 of 155

Test mode:	802.11n(HT40)	Frequency(MHz):	5310
------------	---------------	-----------------	------



Date: 30 MAR 2017 17:29:35

Test mode:	802.11n(HT40)	Frequency(MHz):	5510
------------	---------------	-----------------	------



Date: 30 MAR 2017 17:31:31

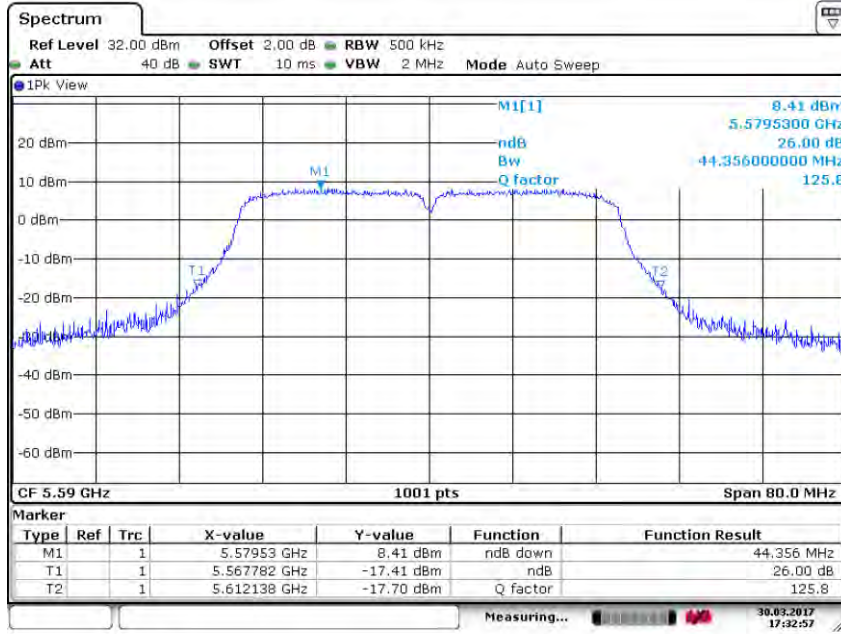


# SGS-CSTC Standards Technical Services Co., Ltd. Shenzhen Branch

Report No.: SZEM170300153902

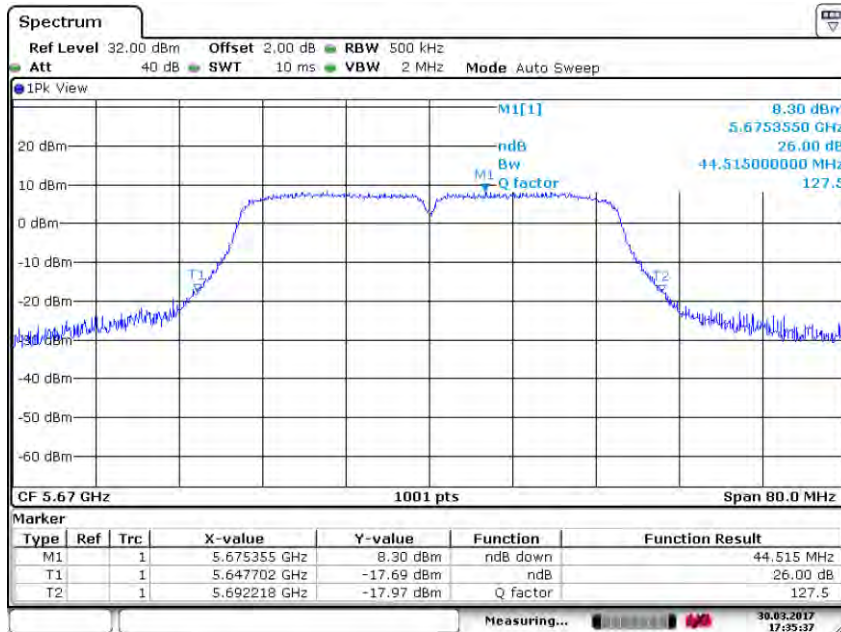
Page: 39 of 155

Test mode:	802.11n(HT40)	Frequency(MHz):	5590
------------	---------------	-----------------	------



Date: 30 MAR 2017 17:32:57

Test mode:	802.11n(HT40)	Frequency(MHz):	5670
------------	---------------	-----------------	------



Date: 30 MAR 2017 17:35:37

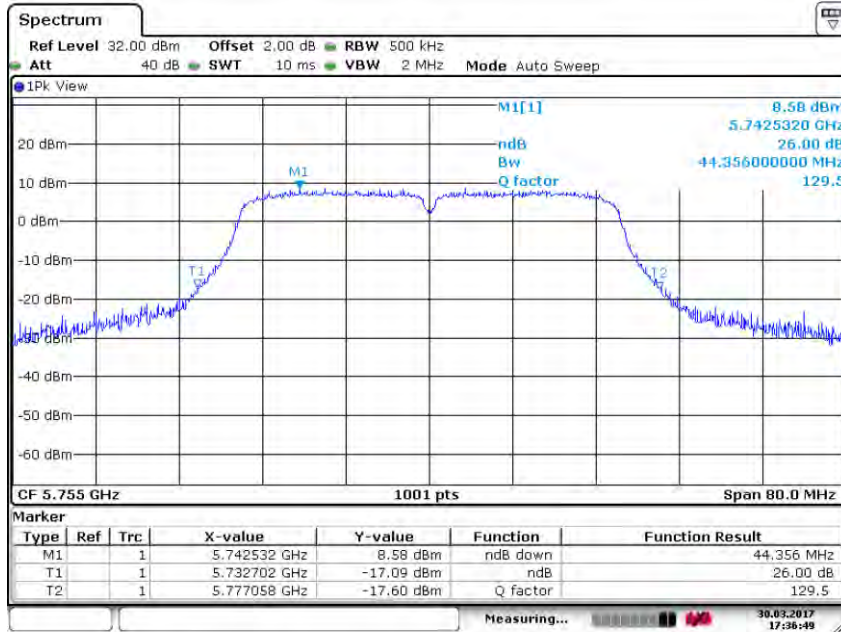


# SGS-CSTC Standards Technical Services Co., Ltd. Shenzhen Branch

Report No.: SZEM170300153902

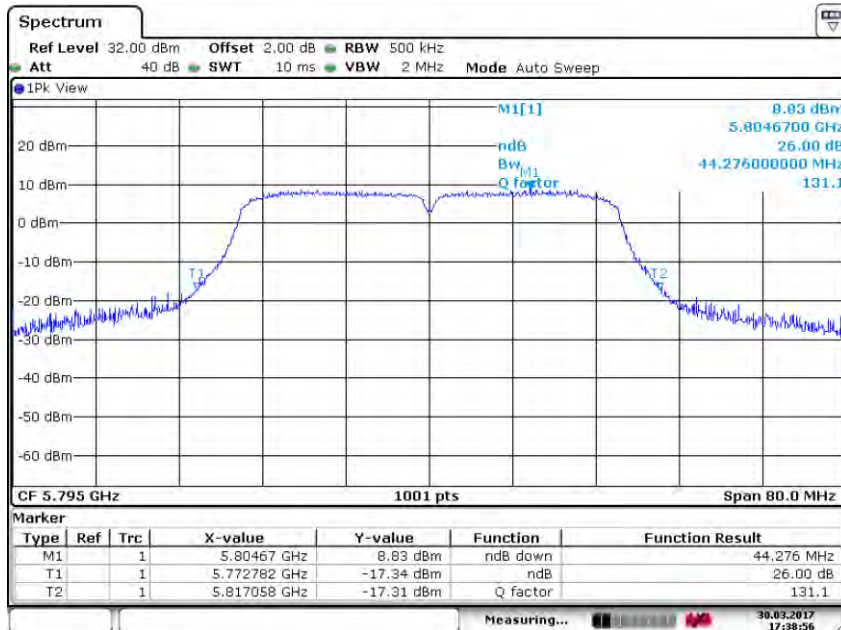
Page: 40 of 155

Test mode:	802.11n(HT40)	Frequency(MHz):	5755
------------	---------------	-----------------	------



Date: 30.MAR.2017 17:36:49

Test mode:	802.11n(HT40)	Frequency(MHz):	5795
------------	---------------	-----------------	------



Date: 30.MAR.2017 17:38:57

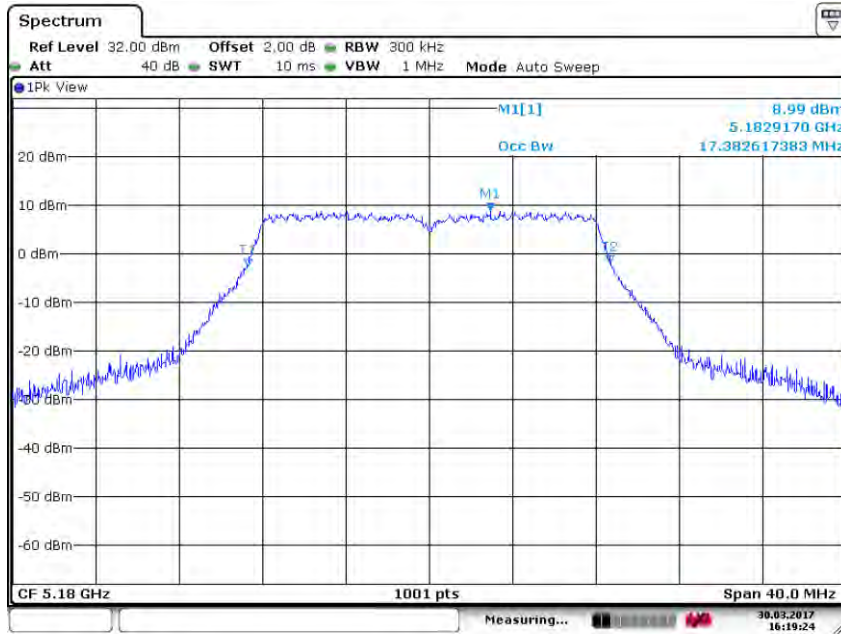




99% occupied bandwidth

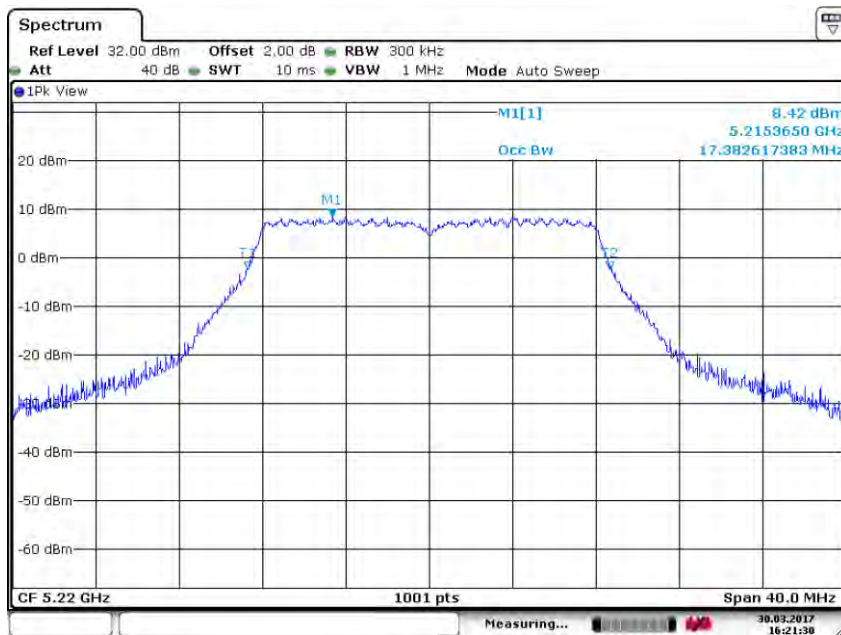
Test plot as follows:

Test mode:	802.11a	Frequency(MHz):	5180
------------	---------	-----------------	------



Date: 30 MAR 2017 16:19:23

Test mode:	802.11a	Frequency(MHz):	5220
------------	---------	-----------------	------



Date: 30 MAR 2017 16:21:31

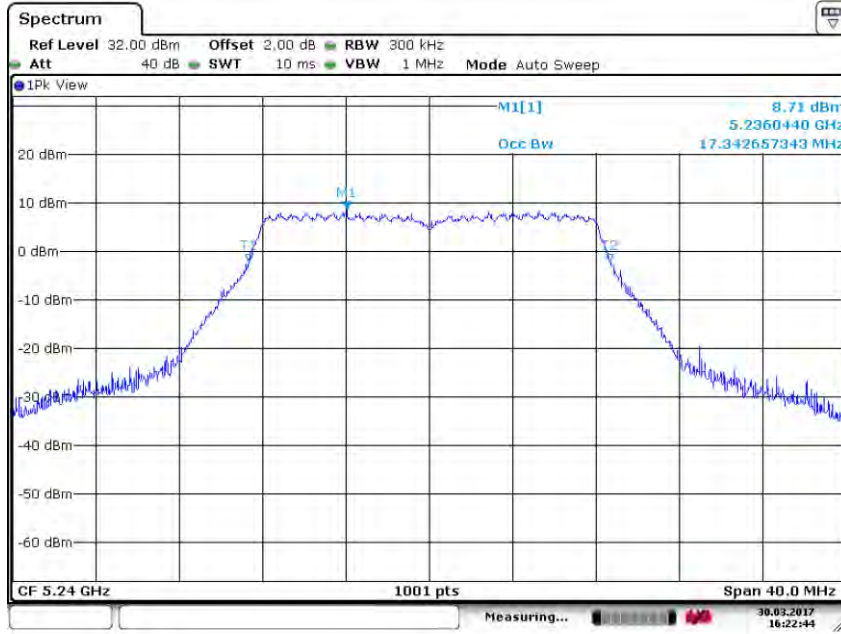


# SGS-CSTC Standards Technical Services Co., Ltd. Shenzhen Branch

Report No.: SZEM170300153902

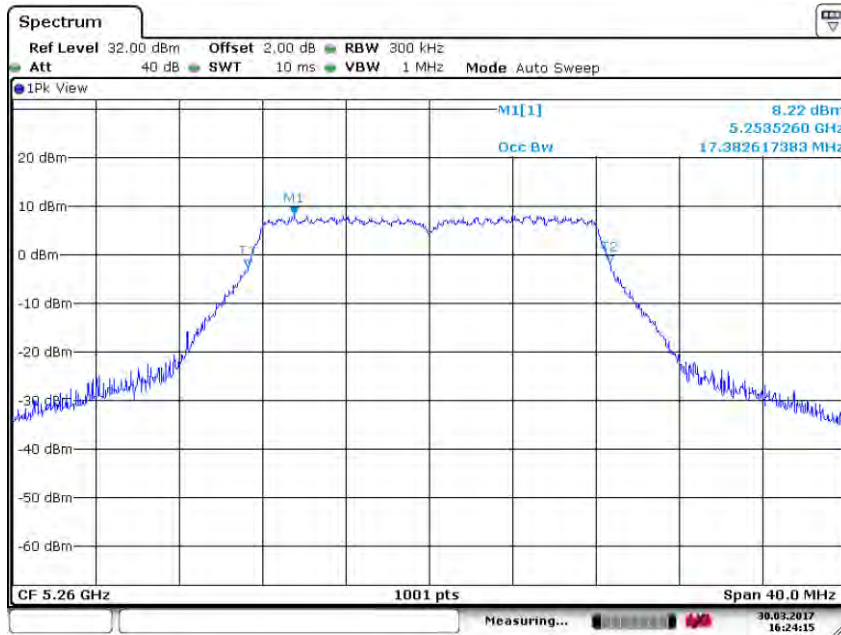
Page: 42 of 155

Test mode:	802.11a	Frequency(MHz):	5240
------------	---------	-----------------	------



Date: 30 MAR 2017 16:22:45

Test mode:	802.11a	Frequency(MHz):	5260
------------	---------	-----------------	------



Date: 30 MAR 2017 16:24:15

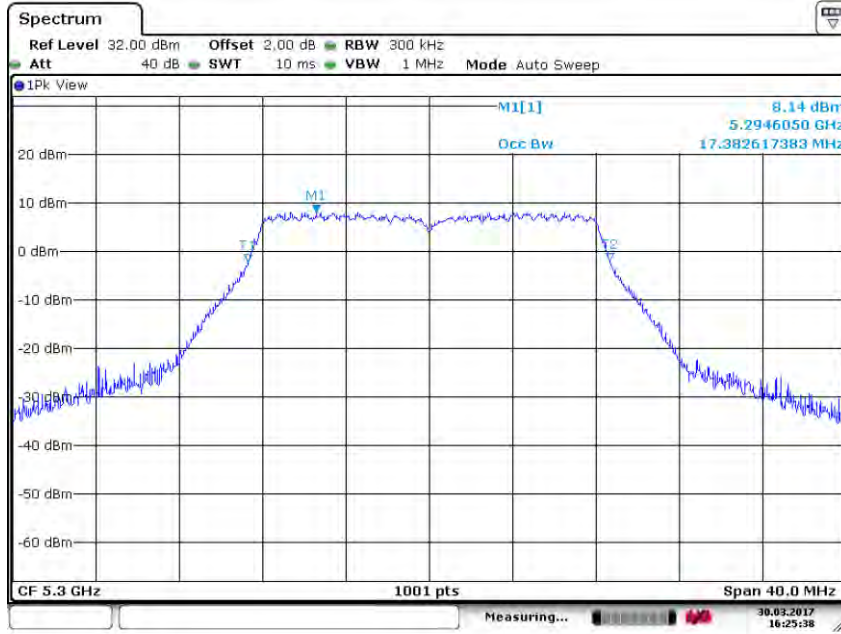


# SGS-CSTC Standards Technical Services Co., Ltd. Shenzhen Branch

Report No.: SZEM170300153902

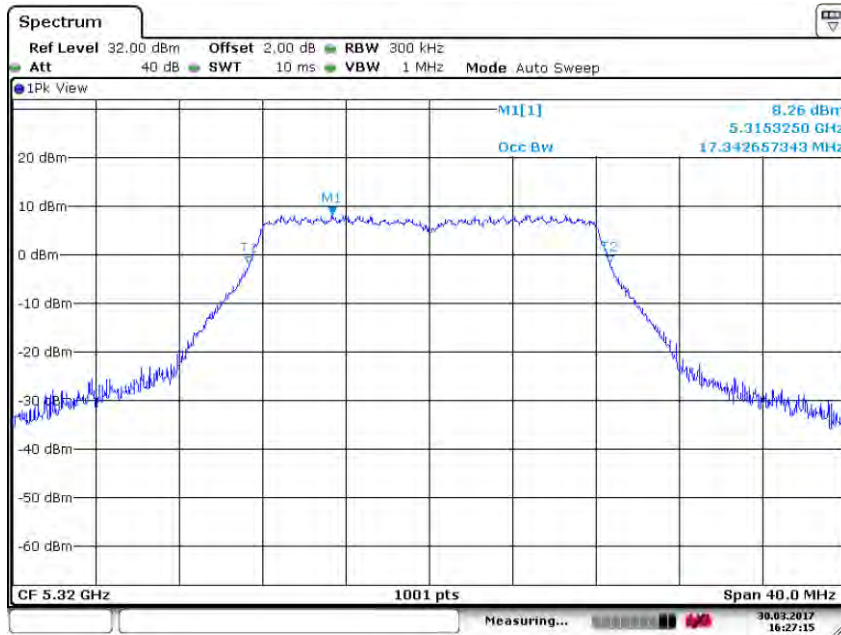
Page: 43 of 155

Test mode:	802.11a	Frequency(MHz):	5300
------------	---------	-----------------	------



Date: 30 MAR 2017 16:25:38

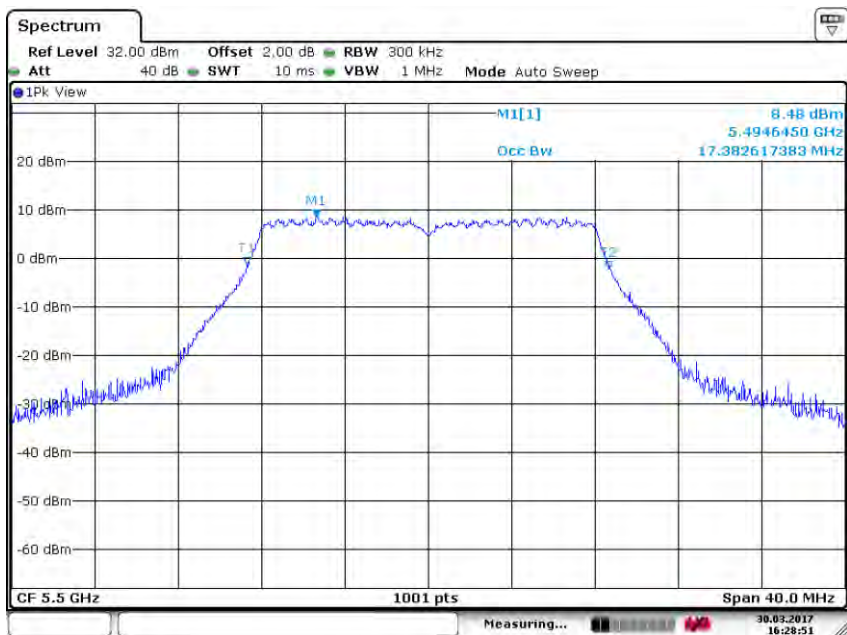
Test mode:	802.11a	Frequency(MHz):	5320
------------	---------	-----------------	------



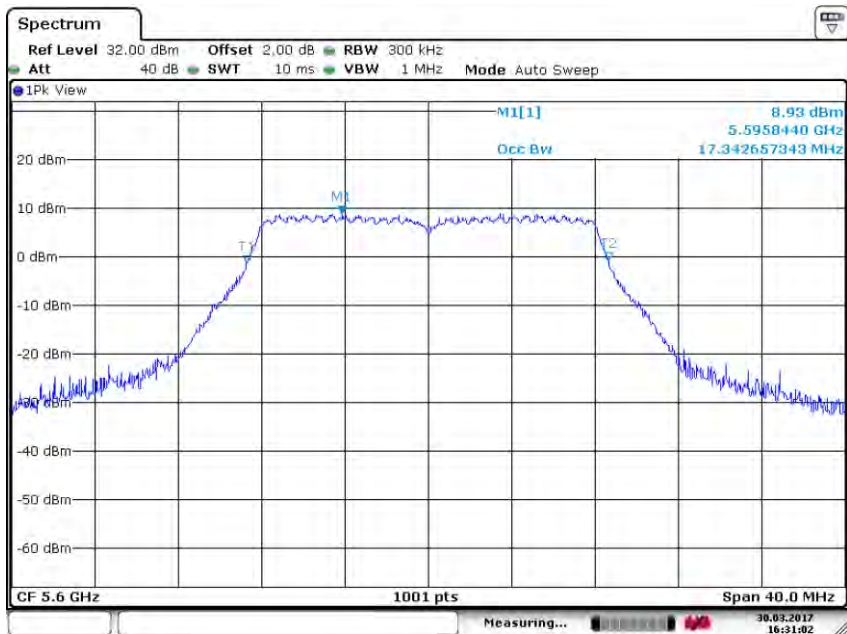
Date: 30 MAR 2017 16:27:15



Test mode:	802.11a	Frequency(MHz):	5500
------------	---------	-----------------	------



Test mode:	802.11a	Frequency(MHz):	5600
------------	---------	-----------------	------



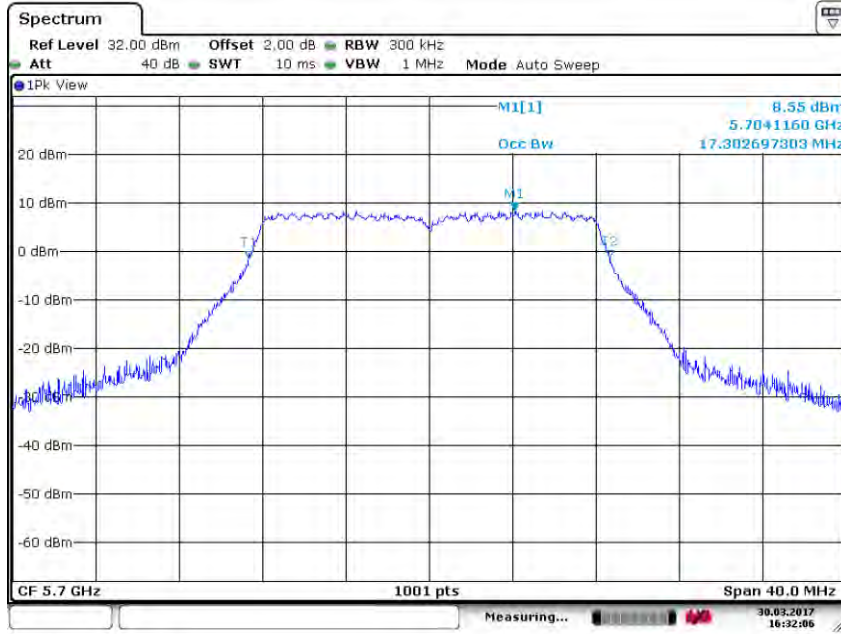


# SGS-CSTC Standards Technical Services Co., Ltd. Shenzhen Branch

Report No.: SZEM170300153902

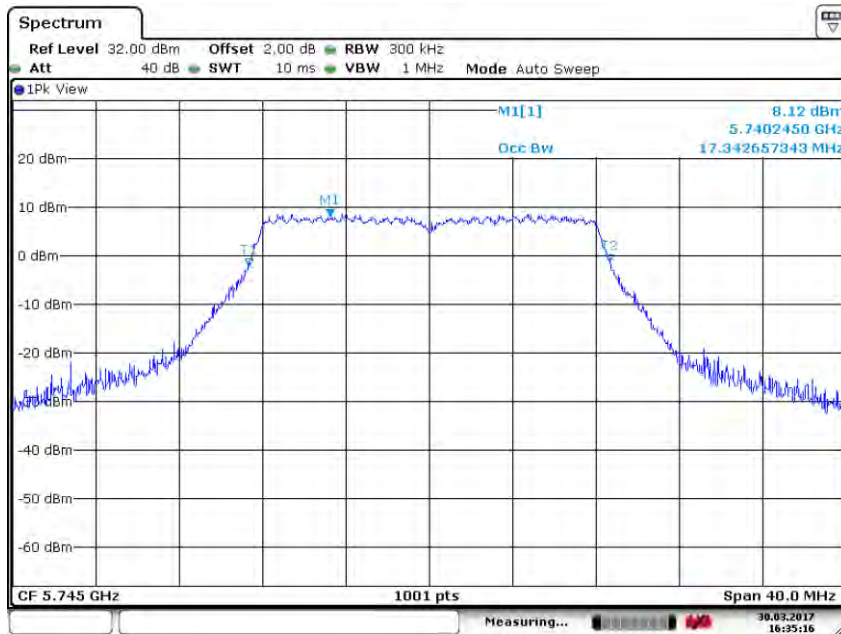
Page: 45 of 155

Test mode:	802.11a	Frequency(MHz):	5700
------------	---------	-----------------	------



Date: 30 MAR 2017 16:32:07

Test mode:	802.11a	Frequency(MHz):	5745
------------	---------	-----------------	------



Date: 30 MAR 2017 16:35:16

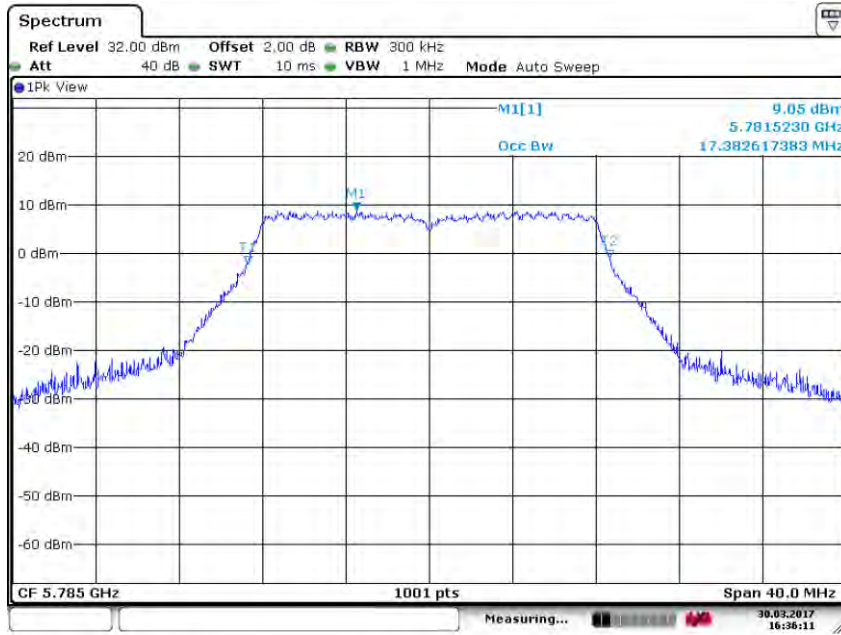


# SGS-CSTC Standards Technical Services Co., Ltd. Shenzhen Branch

Report No.: SZEM170300153902

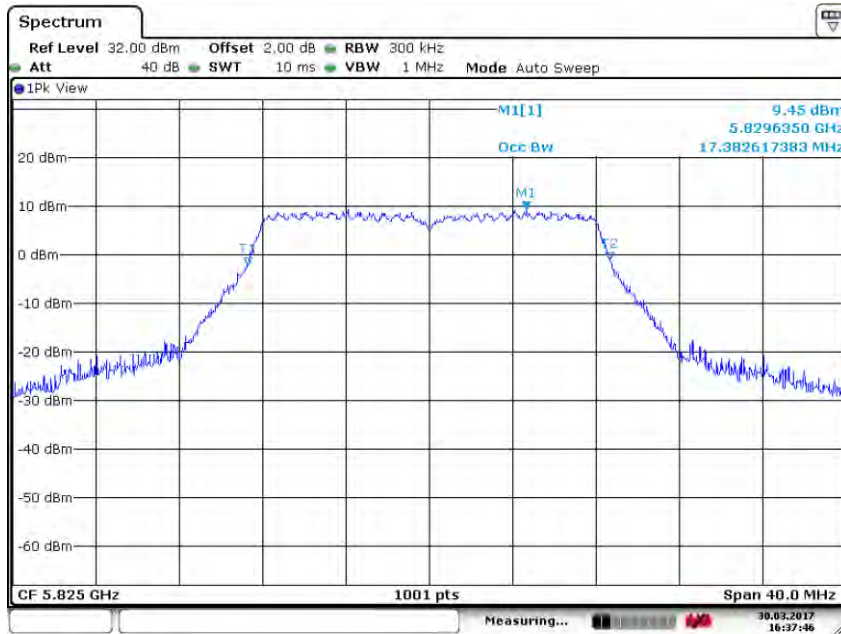
Page: 46 of 155

Test mode:	802.11a	Frequency(MHz):	5785
------------	---------	-----------------	------



Date: 30 MAR 2017 16:36:12

Test mode:	802.11a	Frequency(MHz):	5825
------------	---------	-----------------	------



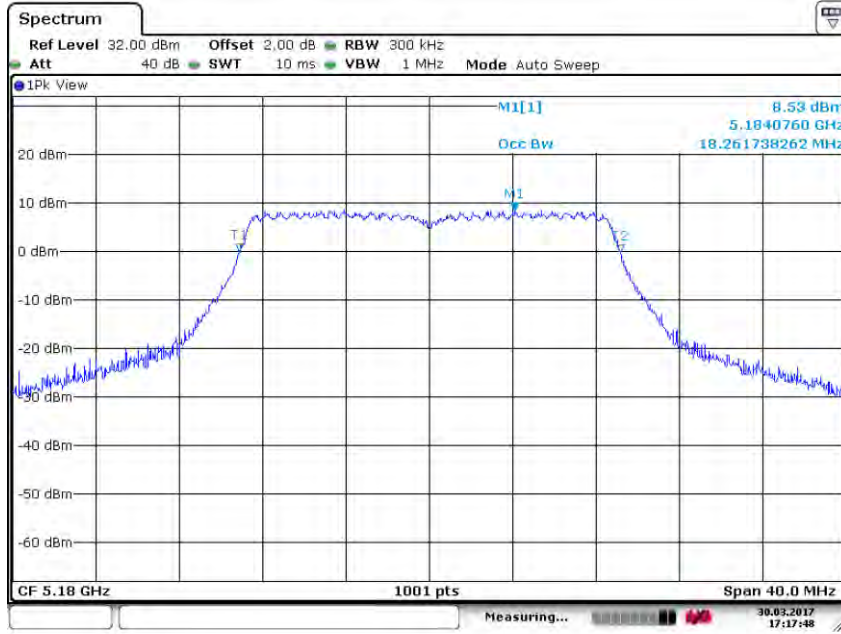
Date: 30 MAR 2017 16:37:46



# SGS-CSTC Standards Technical Services Co., Ltd. Shenzhen Branch

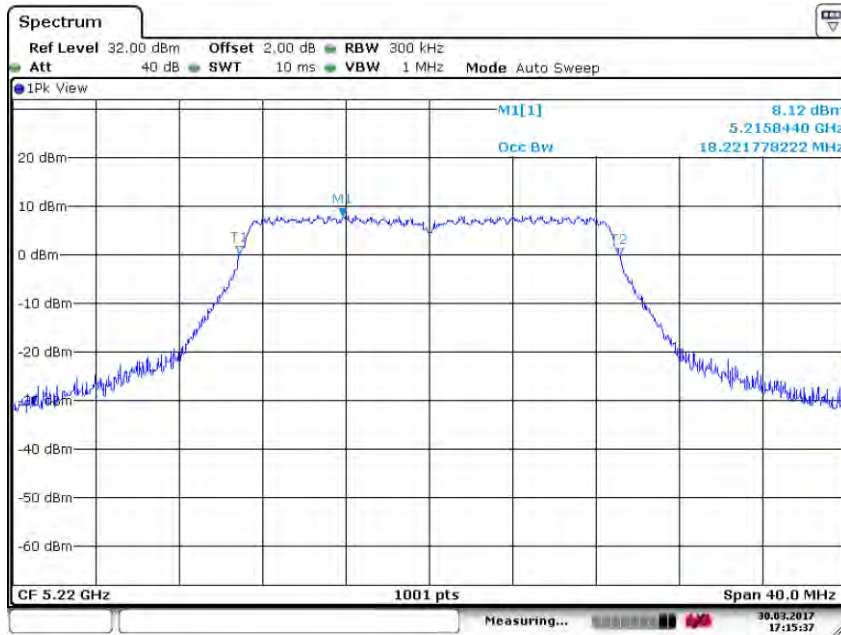
Report No.: SZEM170300153902  
Page: 47 of 155

Test mode:	802.11n(HT20)	Frequency(MHz):	5180
------------	---------------	-----------------	------



Date: 30 MAR 2017 17:17:48

Test mode:	802.11n(HT20)	Frequency(MHz):	5220
------------	---------------	-----------------	------



Date: 30 MAR 2017 17:15:38

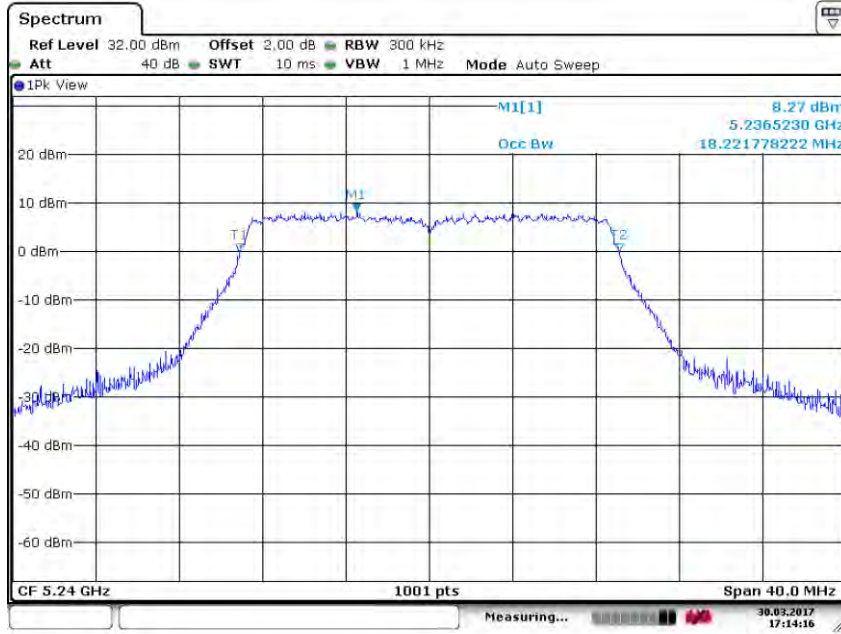


# SGS-CSTC Standards Technical Services Co., Ltd. Shenzhen Branch

Report No.: SZEM170300153902

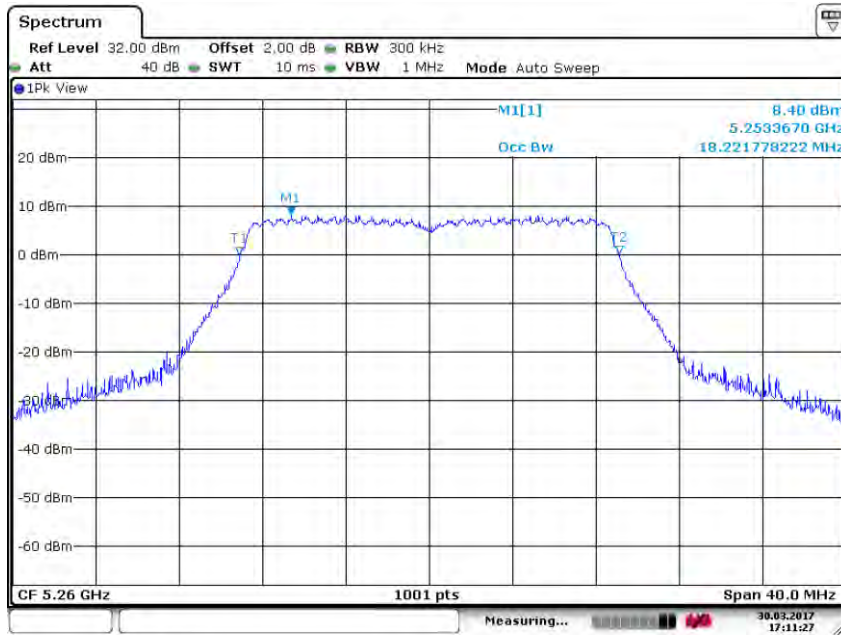
Page: 48 of 155

Test mode:	802.11n(HT20)	Frequency(MHz):	5240
------------	---------------	-----------------	------



Date: 30 MAR 2017 17:14:16

Test mode:	802.11n(HT20)	Frequency(MHz):	5260
------------	---------------	-----------------	------



Date: 30 MAR 2017 17:11:27



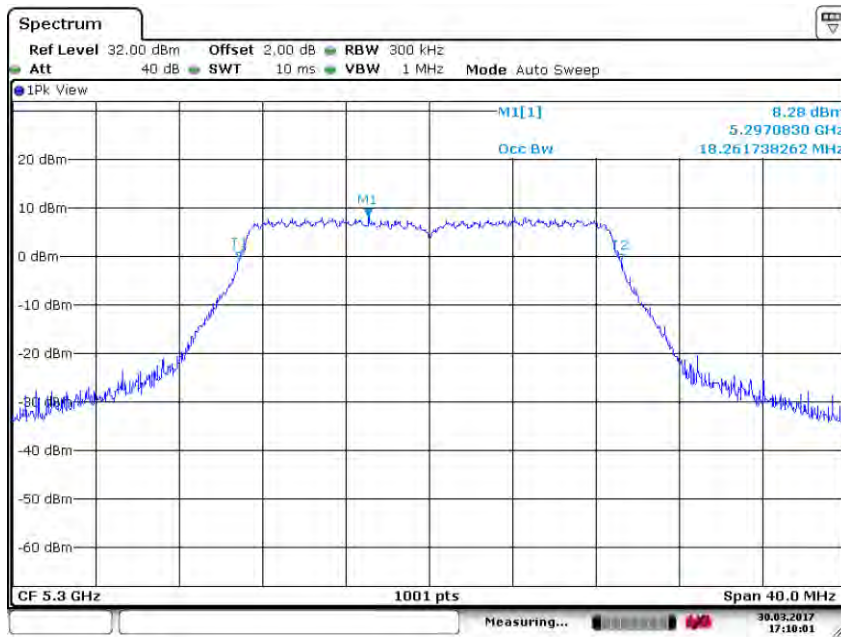


# SGS-CSTC Standards Technical Services Co., Ltd. Shenzhen Branch

Report No.: SZEM170300153902

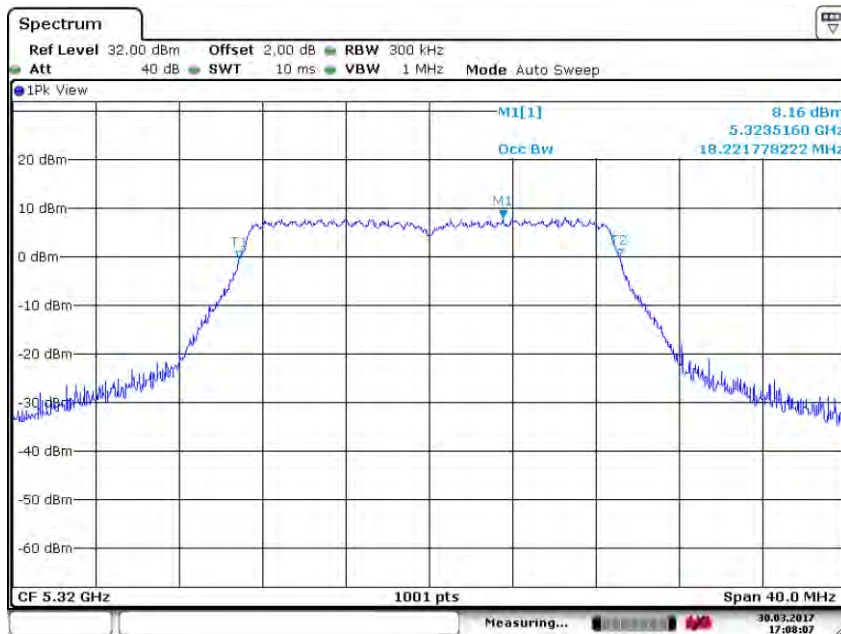
Page: 49 of 155

Test mode:	802.11n(HT20)	Frequency(MHz):	5300
------------	---------------	-----------------	------



Date: 30 MAR 2017 17:10:01

Test mode:	802.11n(HT20)	Frequency(MHz):	5320
------------	---------------	-----------------	------



Date: 30 MAR 2017 17:08:07

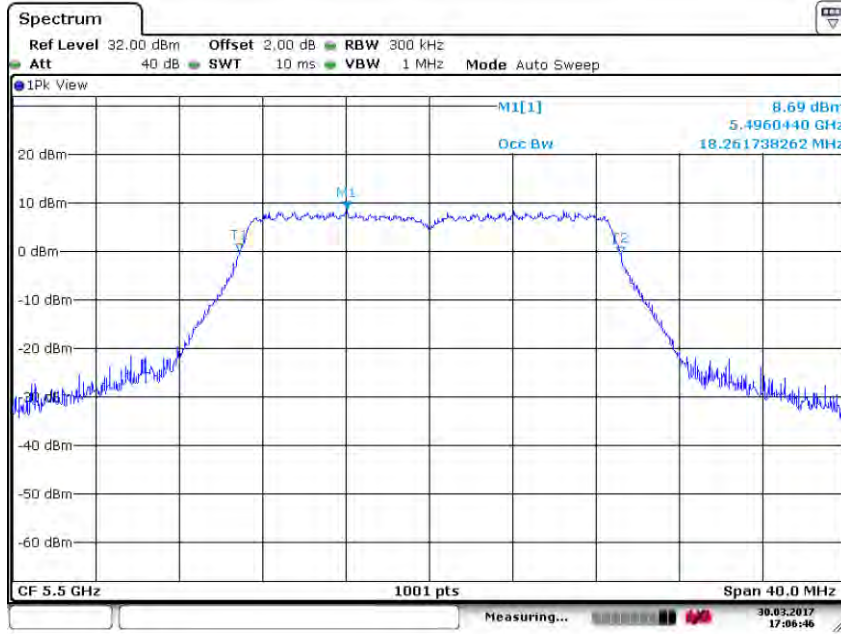


# SGS-CSTC Standards Technical Services Co., Ltd. Shenzhen Branch

Report No.: SZEM170300153902

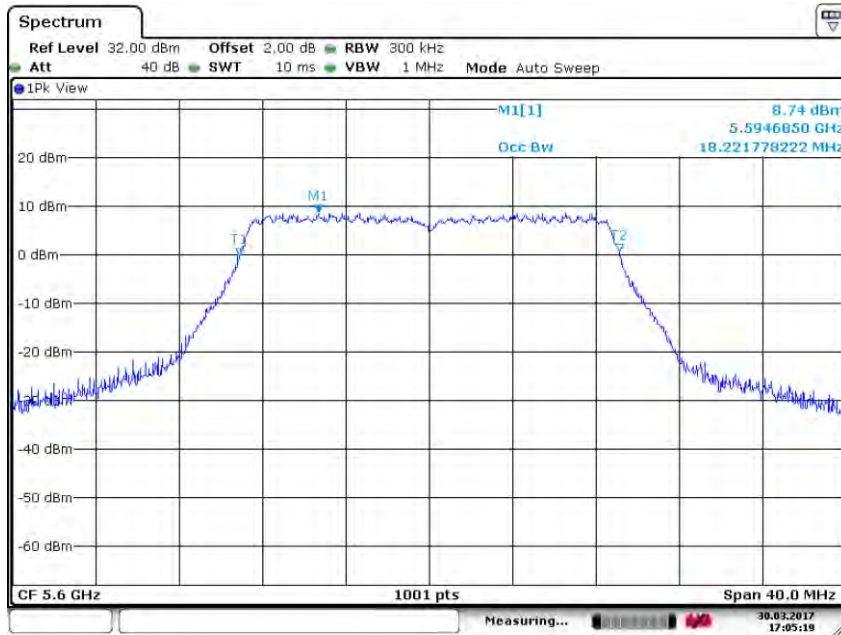
Page: 50 of 155

Test mode:	802.11n(HT20)	Frequency(MHz):	5500
------------	---------------	-----------------	------



Date: 30 MAR 2017 17:06:46

Test mode:	802.11n(HT20)	Frequency(MHz):	5600
------------	---------------	-----------------	------



Date: 30 MAR 2017 17:05:19

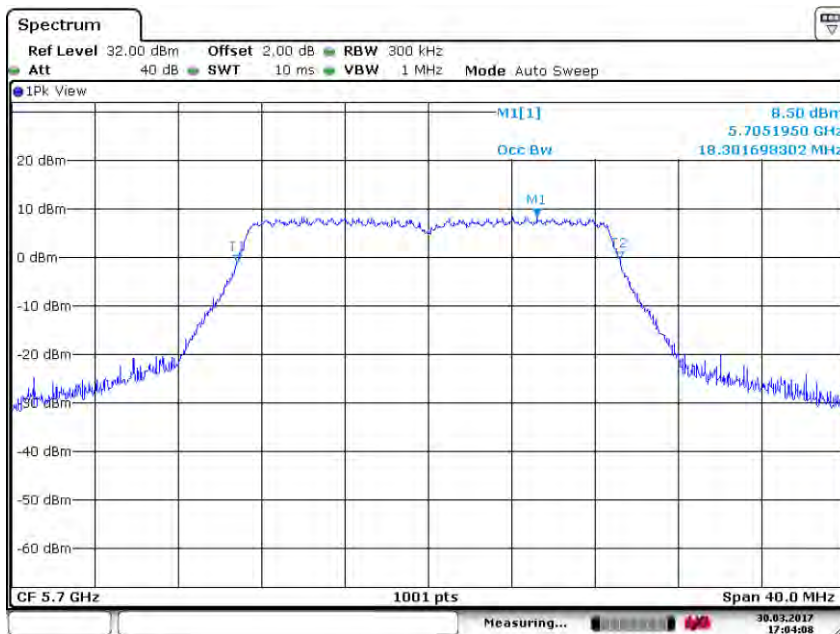


# SGS-CSTC Standards Technical Services Co., Ltd. Shenzhen Branch

Report No.: SZEM170300153902

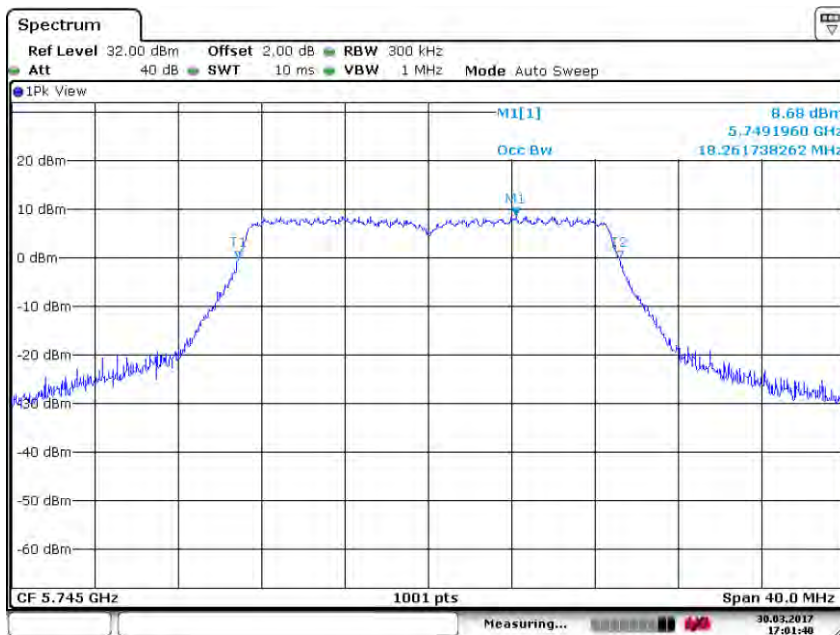
Page: 51 of 155

Test mode:	802.11n(HT20)	Frequency(MHz):	5700
------------	---------------	-----------------	------



Date: 30 MAR 2017 17:04:08

Test mode:	802.11n(HT20)	Frequency(MHz):	5745
------------	---------------	-----------------	------



Date: 30 MAR 2017 17:01:40

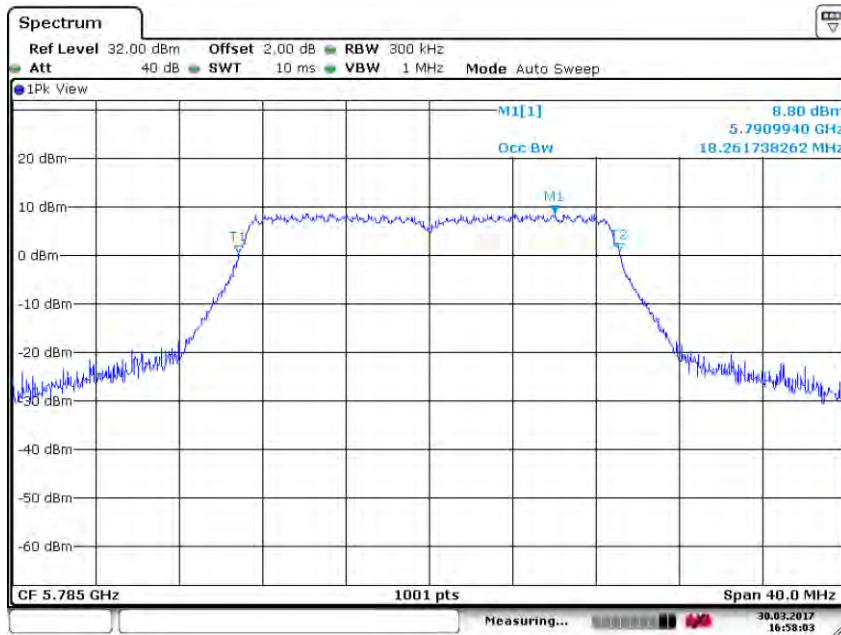


# SGS-CSTC Standards Technical Services Co., Ltd. Shenzhen Branch

Report No.: SZEM170300153902

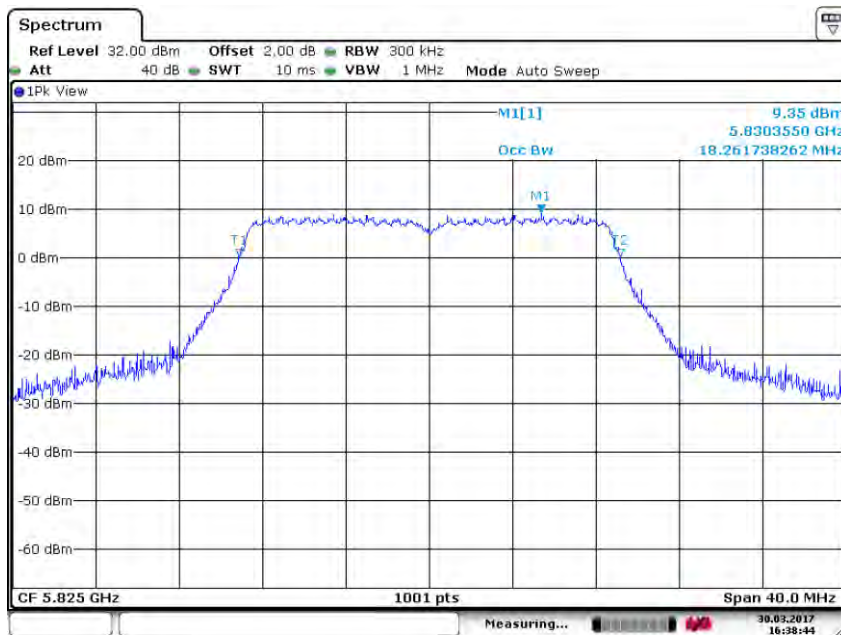
Page: 52 of 155

Test mode:	802.11n(HT20)	Frequency(MHz):	5785
------------	---------------	-----------------	------



Date: 30 MAR.2017 16:58:03

Test mode:	802.11n(HT20)	Frequency(MHz):	5825
------------	---------------	-----------------	------



Date: 30 MAR.2017 16:58:44



# SGS-CSTC Standards Technical Services Co., Ltd. Shenzhen Branch

Report No.: SZEM170300153902

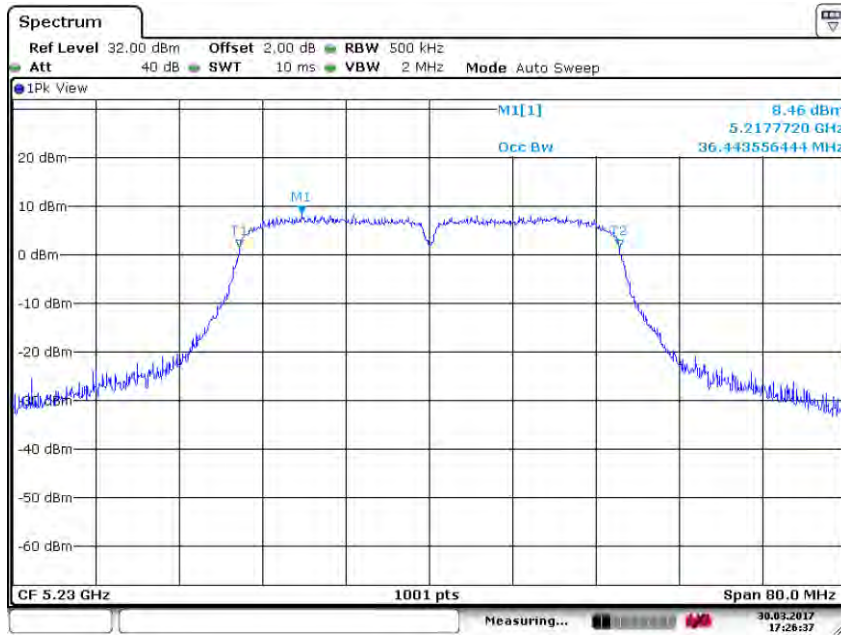
Page: 53 of 155

Test mode:	802.11n(HT40)	Frequency(MHz):	5190
------------	---------------	-----------------	------



Date: 30 MAR 2017 17:24:41

Test mode:	802.11n(HT40)	Frequency(MHz):	5230
------------	---------------	-----------------	------



Date: 30 MAR 2017 17:26:37

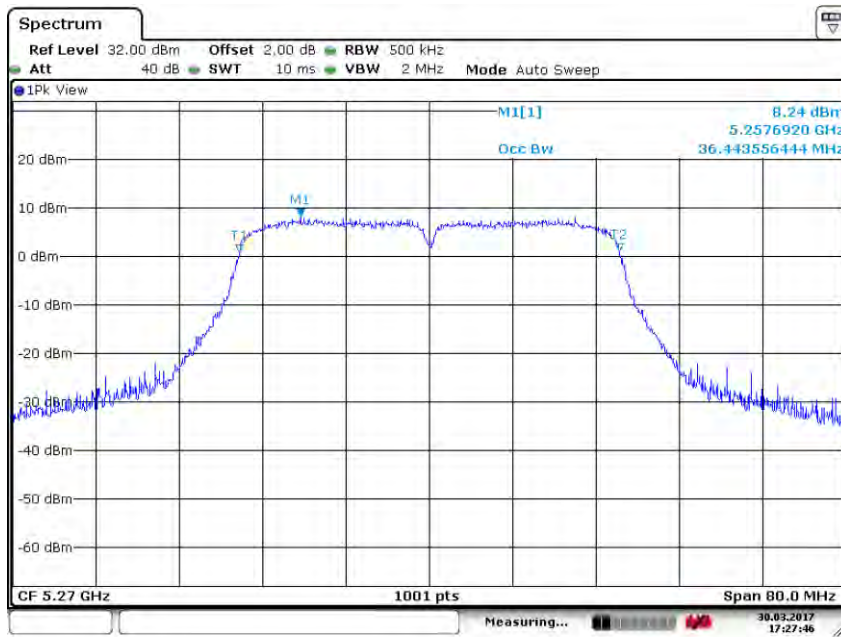


# SGS-CSTC Standards Technical Services Co., Ltd. Shenzhen Branch

Report No.: SZEM170300153902

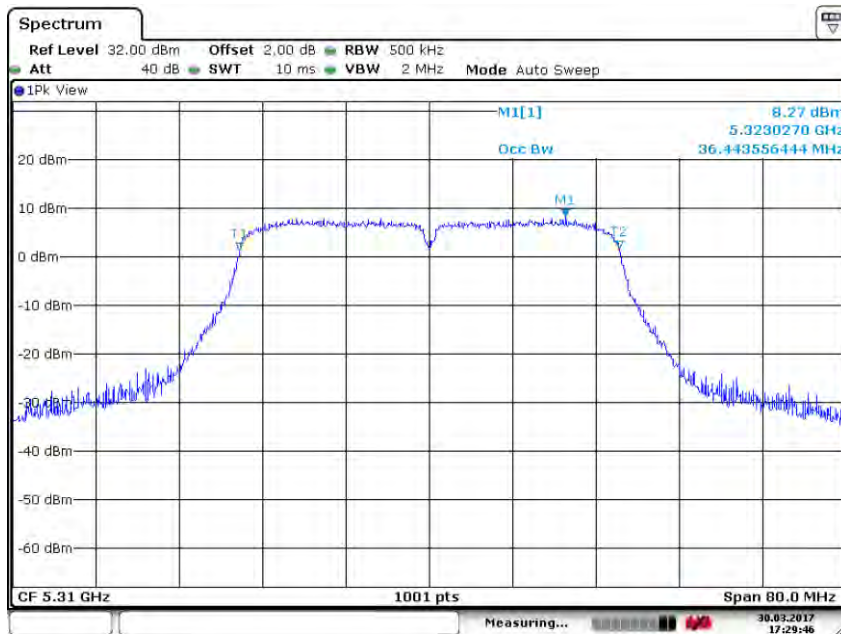
Page: 54 of 155

Test mode:	802.11n(HT40)	Frequency(MHz):	5270
------------	---------------	-----------------	------



Date: 30 MAR 2017 17:27:47

Test mode:	802.11n(HT40)	Frequency(MHz):	5310
------------	---------------	-----------------	------



Date: 30 MAR 2017 17:29:46

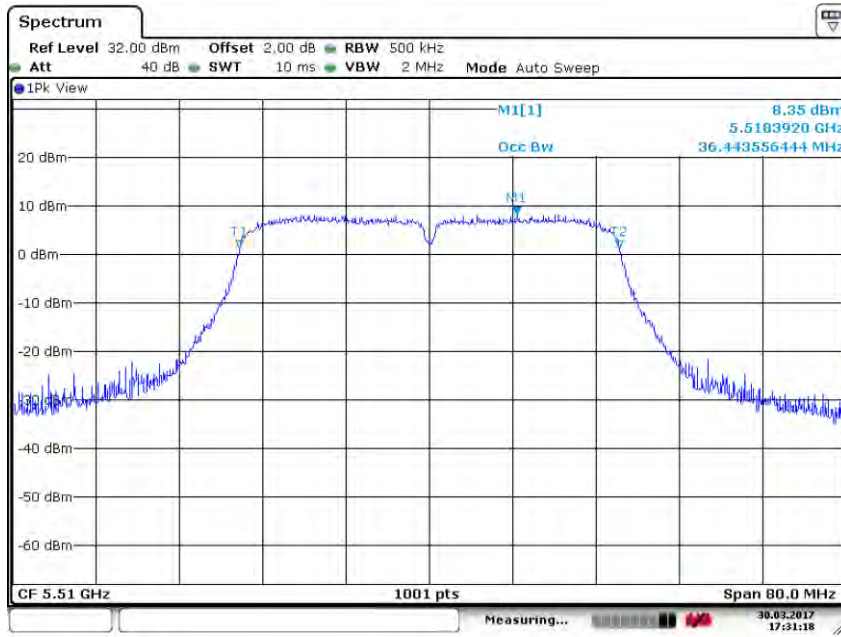


**SGS-CSTC Standards Technical Services Co., Ltd.**  
**Shenzhen Branch**

Report No.: SZEM170300153902

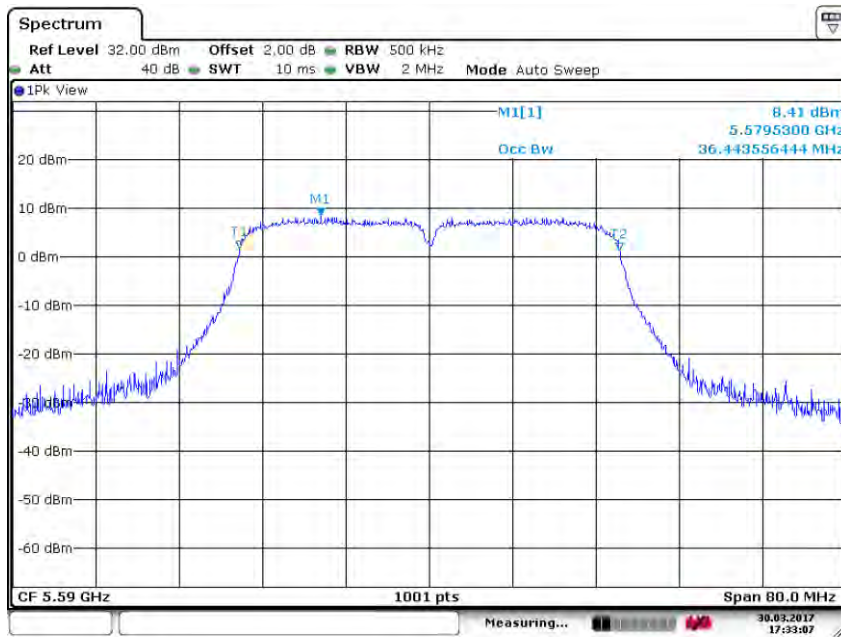
Page: 55 of 155

Test mode:	802.11n(HT40)	Frequency(MHz):	5510
------------	---------------	-----------------	------



Date: 30 MAR 2017 17:31:18

Test mode:	802.11n(HT40)	Frequency(MHz):	5590
------------	---------------	-----------------	------



Date: 30 MAR 2017 17:33:07

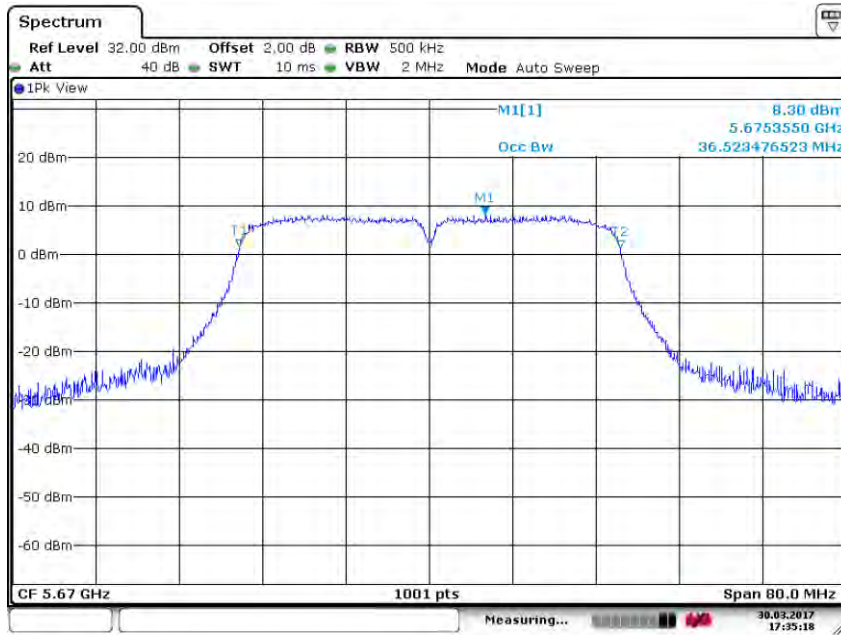


# SGS-CSTC Standards Technical Services Co., Ltd. Shenzhen Branch

Report No.: SZEM170300153902

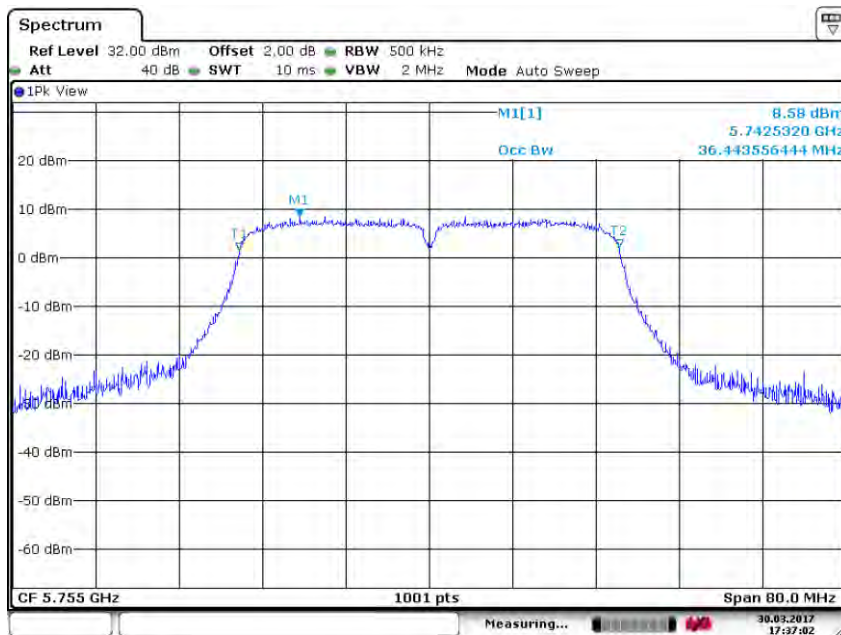
Page: 56 of 155

Test mode:	802.11n(HT40)	Frequency(MHz):	5670
------------	---------------	-----------------	------



Date: 30 MAR.2017 17:35:19

Test mode:	802.11n(HT40)	Frequency(MHz):	5755
------------	---------------	-----------------	------



Date: 30 MAR.2017 17:37:02



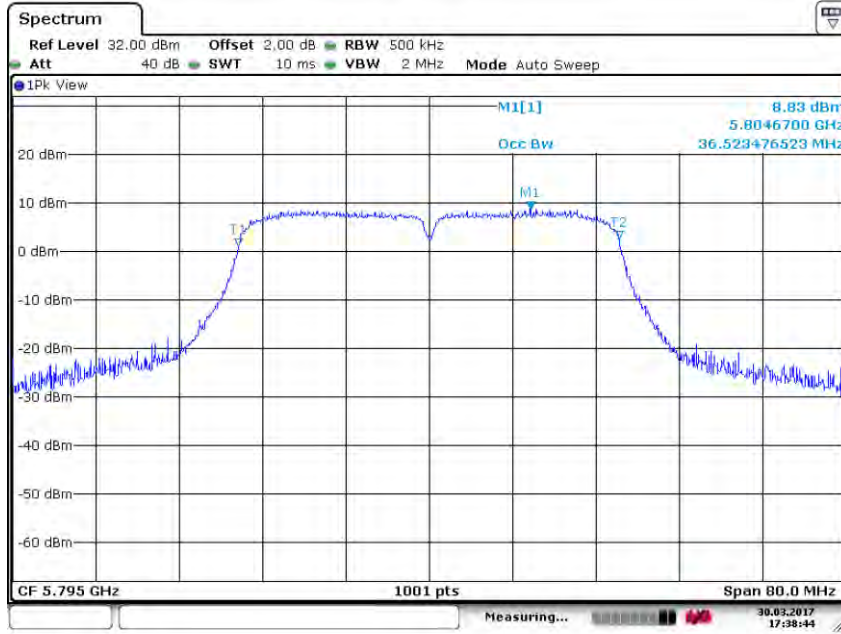


# SGS-CSTC Standards Technical Services Co., Ltd. Shenzhen Branch

Report No.: SZEM170300153902

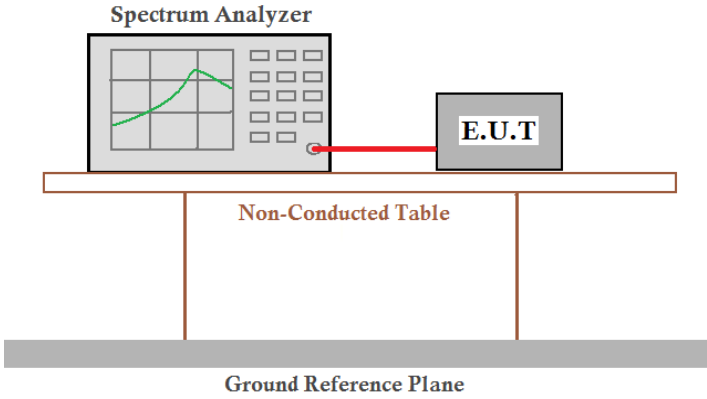
Page: 57 of 155

Test mode:	802.11n(HT40)	Frequency(MHz):	5795
------------	---------------	-----------------	------



Date: 30 MAR.2017 17:38:45

## 6.5 6dB Occupy Bandwidth

Test Requirement:	47 CFR Part 15 Section 15.407(e)	
Test Method:	ANSI C63.10: 2013	
Test Setup:		
Test Instruments:	Refer to section 5.10 for details	
Exploratory Test Mode:	Transmitting with all kind of modulations, data rates	
Final Test Mode:	Through Pre-scan, find the 6Mbps of rate is the worst case of 802.11a; MCS0 of rate is the worst case of 802.11n(HT20); MCS0 of rate is the worst case of 802.11n(HT40); Only the worst case is recorded in the report.	
Limit:	Frequency Band	Limit
	5725-5850MHz	At least 500kHz
Test Results:	Pass	

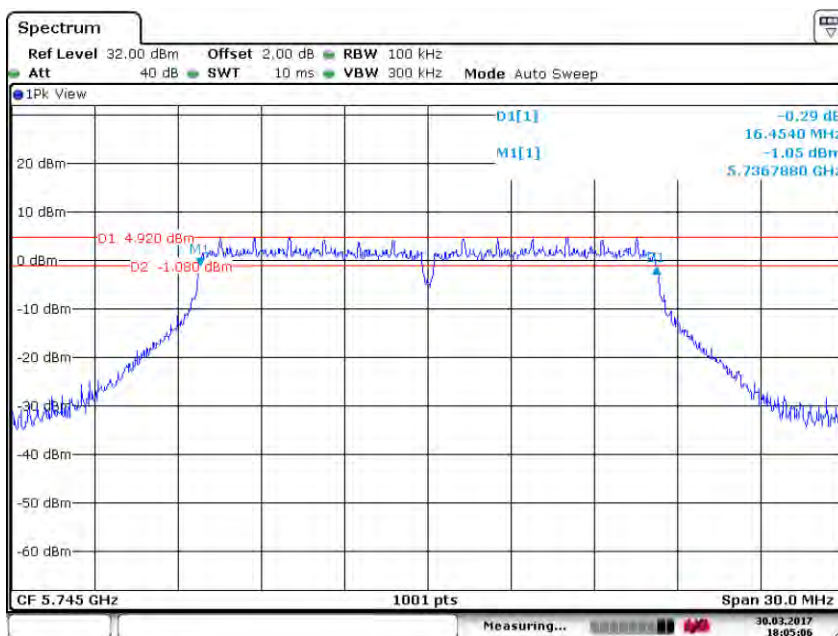


**Measurement Data:**

802.11a mode			
Frequency (MHz)	6dB Occupy Bandwidth (MHz)	Limit (kHz)	Result
5745	16.45	≥500	Pass
5785	16.45	≥500	Pass
5825	16.45	≥500	Pass
802.11n(HT20) mode			
Frequency (MHz)	6dB Occupy Bandwidth (MHz)	Limit (kHz)	Result
5745	17.62	≥500	Pass
5785	17.62	≥500	Pass
5825	17.65	≥500	Pass
802.11 n(HT40) mode			
Frequency (MHz)	6dB Occupy Bandwidth (MHz)	Limit (kHz)	Result
5755	35.84	≥500	Pass
5795	35.78	≥500	Pass

**Test plot as follows:**

Test mode:	802.11a	Frequency(MHz):	5745
------------	---------	-----------------	------



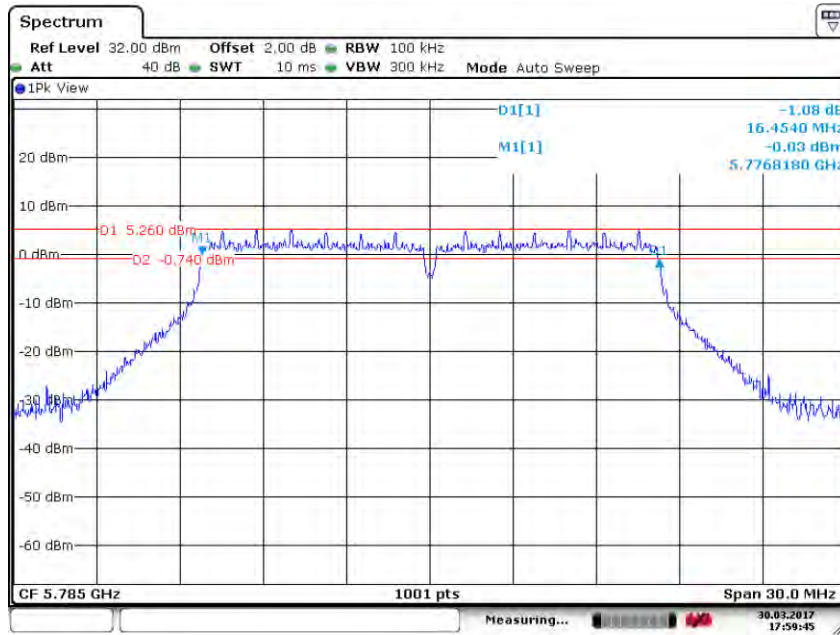
Date: 30. MAR 2017 18:05:06



**SGS-CSTC Standards Technical Services Co., Ltd.**  
**Shenzhen Branch**

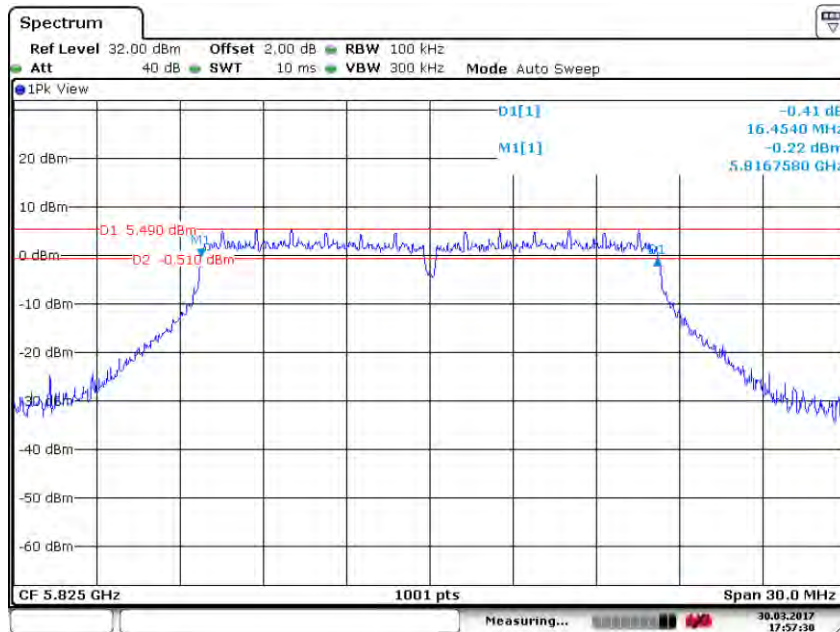
Report No.: SZEM170300153902  
Page: 60 of 155

Test mode:	802.11a	Frequency(MHz):	5785
------------	---------	-----------------	------



Date: 30.MAR.2017 17:59:45

Test mode:	802.11a	Frequency(MHz):	5825
------------	---------	-----------------	------



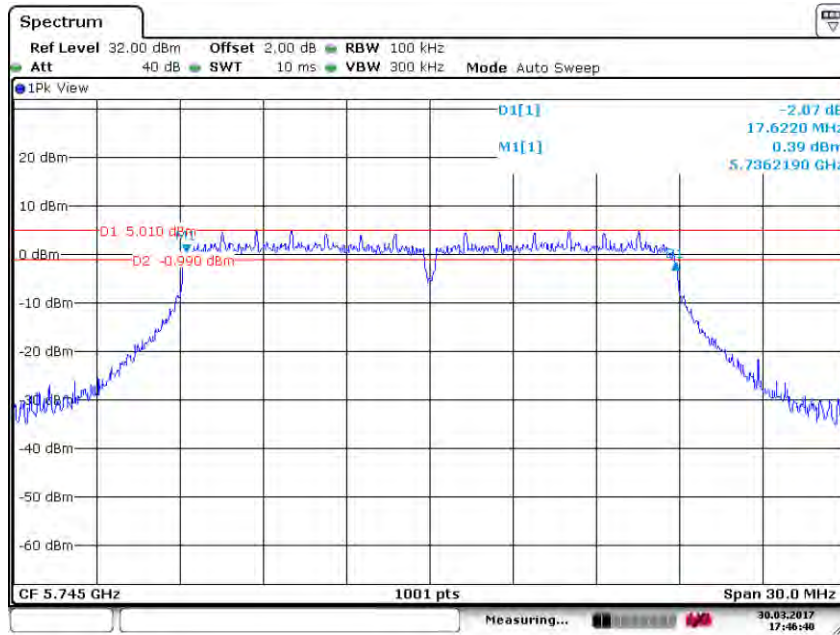
Date: 30.MAR.2017 17:57:31



# SGS-CSTC Standards Technical Services Co., Ltd. Shenzhen Branch

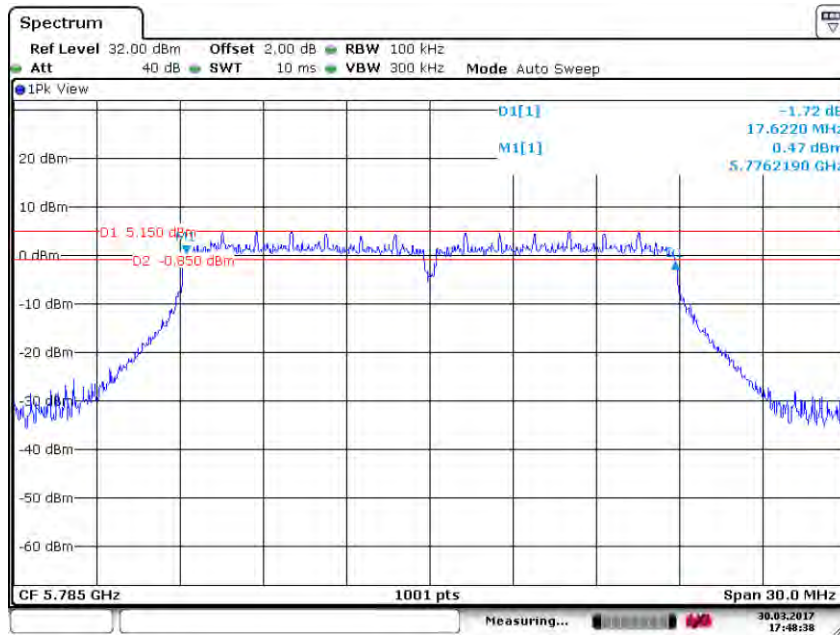
Report No.: SZEM170300153902  
Page: 61 of 155

Test mode:	802.11n(HT20) mode	Frequency(MHz):	5745
------------	--------------------	-----------------	------



Date: 30.MAR.2017 17:46:41

Test mode:	802.11n(HT20) mode	Frequency(MHz):	5785
------------	--------------------	-----------------	------



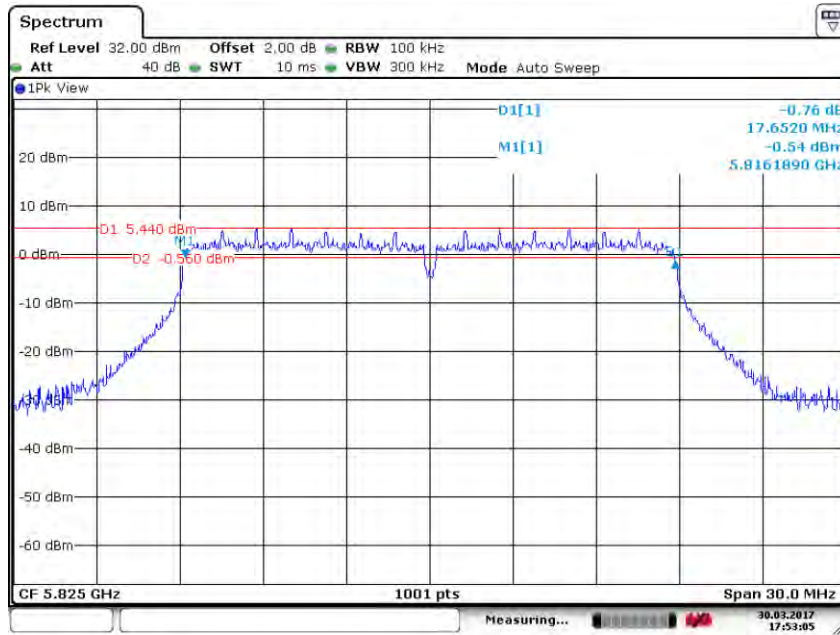
Date: 30.MAR.2017 17:48:37



# SGS-CSTC Standards Technical Services Co., Ltd. Shenzhen Branch

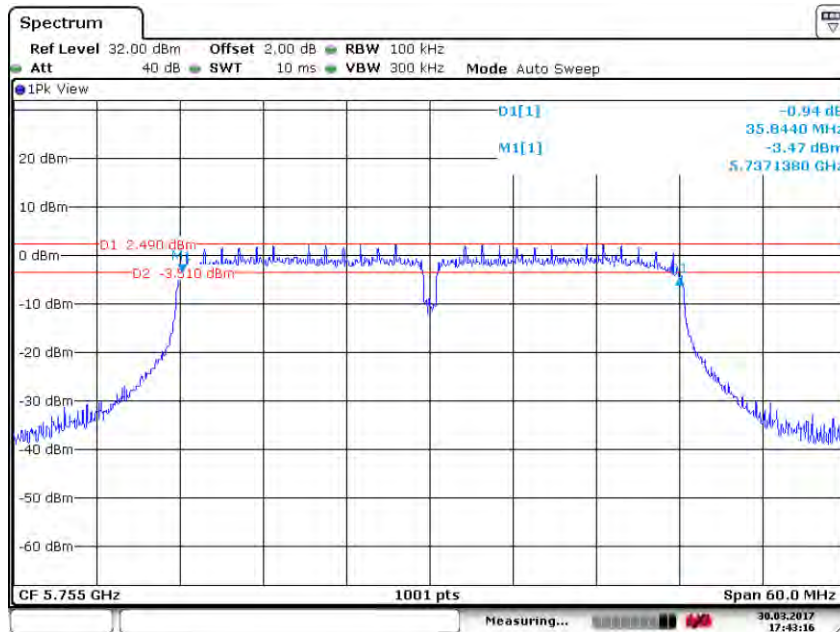
Report No.: SZEM170300153902  
Page: 62 of 155

Test mode:	802.11n(HT20) mode	Frequency(MHz):	5825
------------	--------------------	-----------------	------



Date: 30.MAR.2017 17:53:06

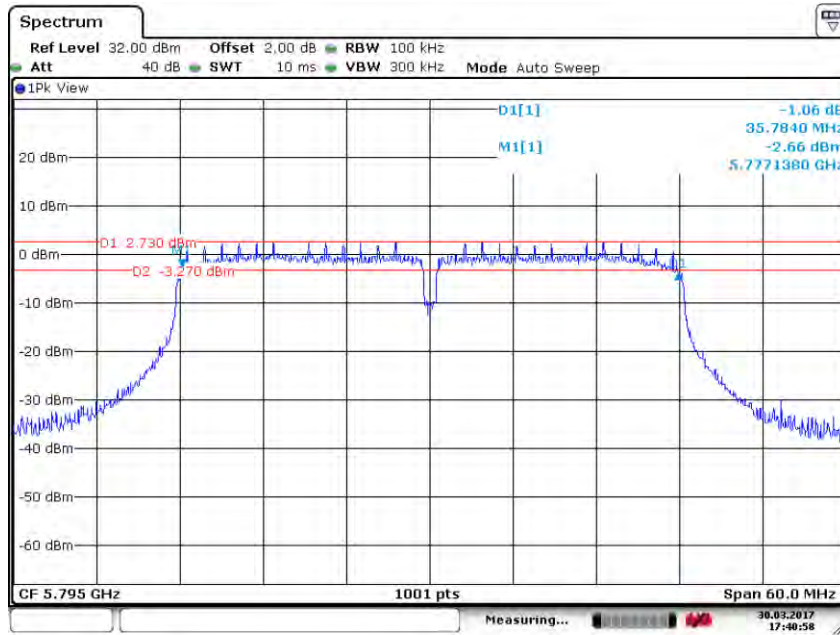
Test mode:	802.11n(HT40)	Frequency(MHz):	5755
------------	---------------	-----------------	------



Date: 30.MAR.2017 17:43:16

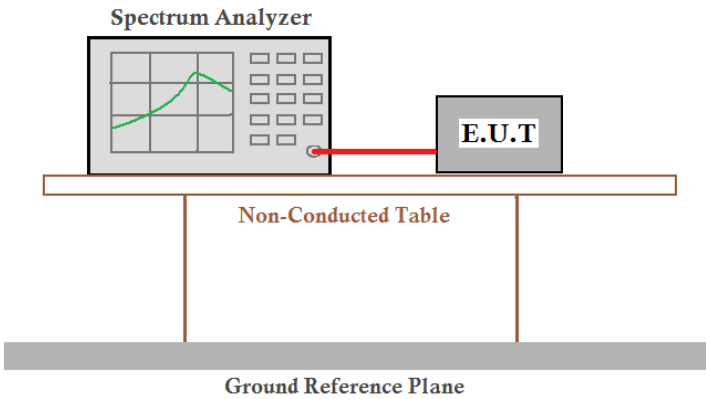


Test mode:	802.11n(HT40)	Frequency(MHz):	5795
------------	---------------	-----------------	------



Date: 30.MAR.2017 17:40:59

## 6.6 Power Spectral Density

Test Requirement:	47 CFR Part 15 Section 15.407(a)	
Test Method:	ANSI C63.10: 2013	
Test Setup:	 <p><i>Remark:</i>  Offset the High-Frequency cable loss 1.5dB in the spectrum analyzer.</p>	
Test Instruments:	Refer to section 5.10 for details	
Exploratory Test Mode:	Transmitting with all kind of modulations, data rates	
Final Test Mode:	Through Pre-scan, find the 6Mbps of rate is the worst case of 802.11a; MCS0 of rate is the worst case of 802.11n(HT20); MCS0 of rate is the worst case of 802.11n(HT40); Only the worst case is recorded in the report.	
Limit:	Frequency Band	Limit
	5150-5250MHz	The power spectral density less than 11dBm/1MHz
	5250-5350MHz	The power spectral density less than 11dBm/1MHz
	5470-5725MHz	The power spectral density less than 11dBm/1MHz
	5725-5850MHz	The power spectral density less than 30dBm/500kHz
Test Results:	Pass	





Measurement Data:

802.11a mode			
Frequency (MHz)	Power Spectral Density	Limit	Result
5180	7.46	≤11dBm/1MHz	Pass
5220	7.11	≤11dBm/1MHz	Pass
5240	6.85	≤11dBm/1MHz	Pass
5260	6.62	≤11dBm/1MHz	Pass
5300	6.78	≤11dBm/1MHz	Pass
5320	6.65	≤11dBm/1MHz	Pass
5500	7.30	≤11dBm/1MHz	Pass
5600	7.27	≤11dBm/1MHz	Pass
5700	7.05	≤11dBm/1MHz	Pass
5745	5.53	≤30dBm/500kHz	Pass
5785	5.51	≤30dBm/500kHz	Pass
5825	5.75	≤30dBm/500kHz	Pass

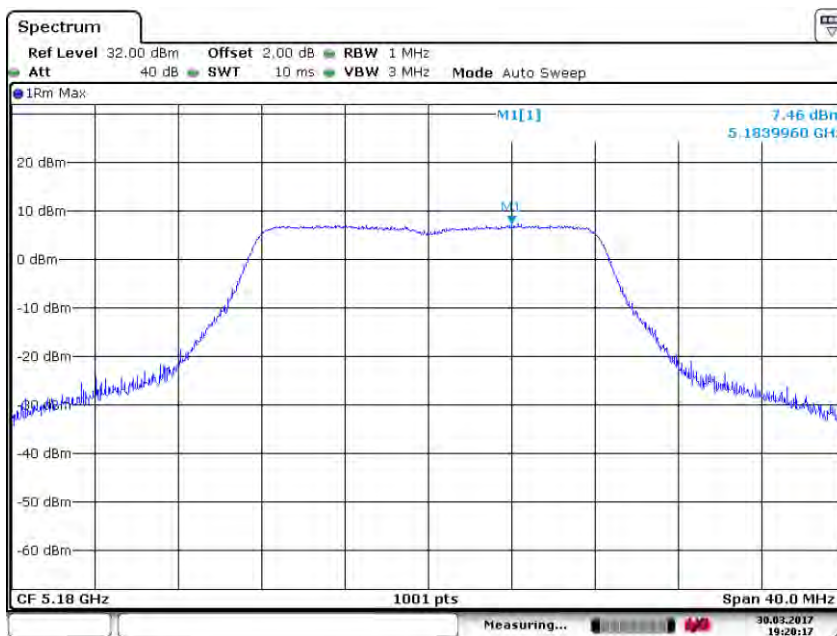
802.11n(HT20) mode			
Frequency (MHz)	Power Spectral Density	Limit	Result
5180	6.90	≤11dBm/1MHz	Pass
5220	6.57	≤11dBm/1MHz	Pass
5240	6.36	≤11dBm/1MHz	Pass
5260	6.50	≤11dBm/1MHz	Pass
5300	6.50	≤11dBm/1MHz	Pass
5320	6.40	≤11dBm/1MHz	Pass
5500	6.86	≤11dBm/1MHz	Pass
5600	6.96	≤11dBm/1MHz	Pass
5700	6.69	≤11dBm/1MHz	Pass
5745	5.43	≤30dBm/500kHz	Pass
5785	5.35	≤30dBm/500kHz	Pass
5825	5.64	≤30dBm/500kHz	Pass



802.11n(HT40) mode			
Frequency (MHz)	Power Spectral Density	Limit	Result
5190	4.37	≤11dBm/1MHz	Pass
5230	3.83	≤11dBm/1MHz	Pass
5270	3.81	≤11dBm/1MHz	Pass
5310	3.78	≤11dBm/1MHz	Pass
5510	3.98	≤11dBm/1MHz	Pass
5590	4.36	≤11dBm/1MHz	Pass
5670	4.35	≤11dBm/1MHz	Pass
5755	2.70	≤30dBm/500kHz	Pass
5795	3.08	≤30dBm/500kHz	Pass

Test plot as follows:

Test mode:	802.11a	Frequency(MHz):	5180
------------	---------	-----------------	------



Date: 30 MAR 2017 19:20:18

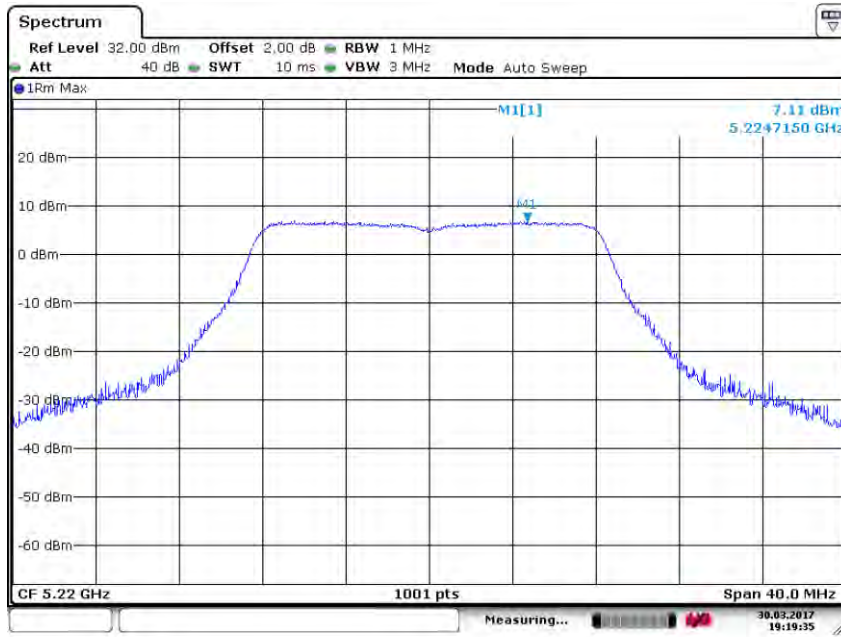


# SGS-CSTC Standards Technical Services Co., Ltd. Shenzhen Branch

Report No.: SZEM170300153902

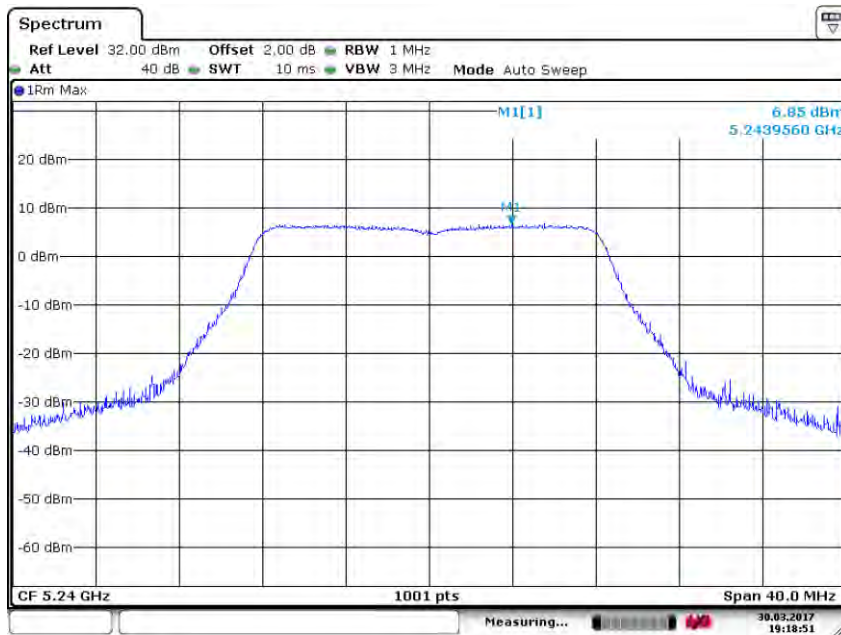
Page: 67 of 155

Test mode:	802.11a	Frequency(MHz):	5220
------------	---------	-----------------	------



Date: 30 MAR 2017 19:19:35

Test mode:	802.11a	Frequency(MHz):	5240
------------	---------	-----------------	------



Date: 30 MAR 2017 19:18:52

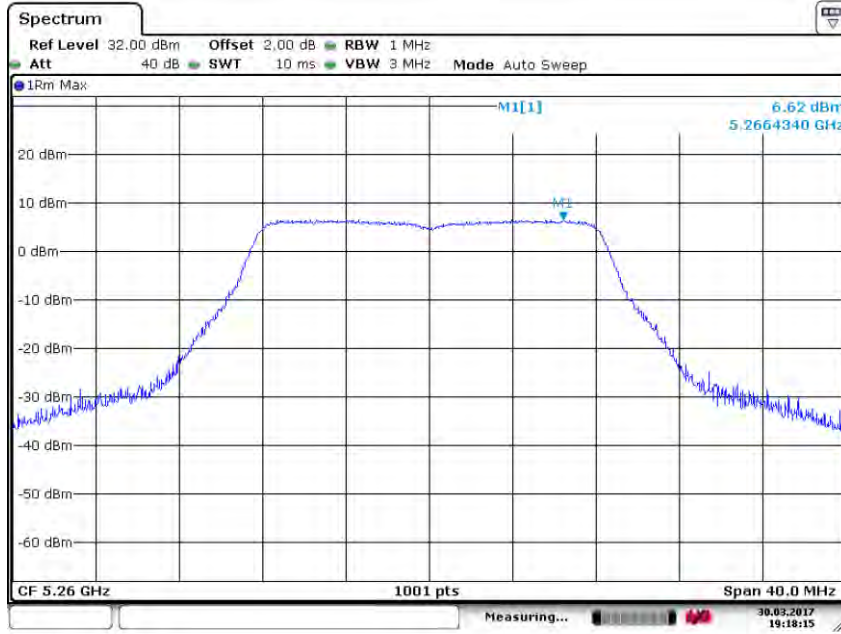


**SGS-CSTC Standards Technical Services Co., Ltd.**  
**Shenzhen Branch**

Report No.: SZEM170300153902

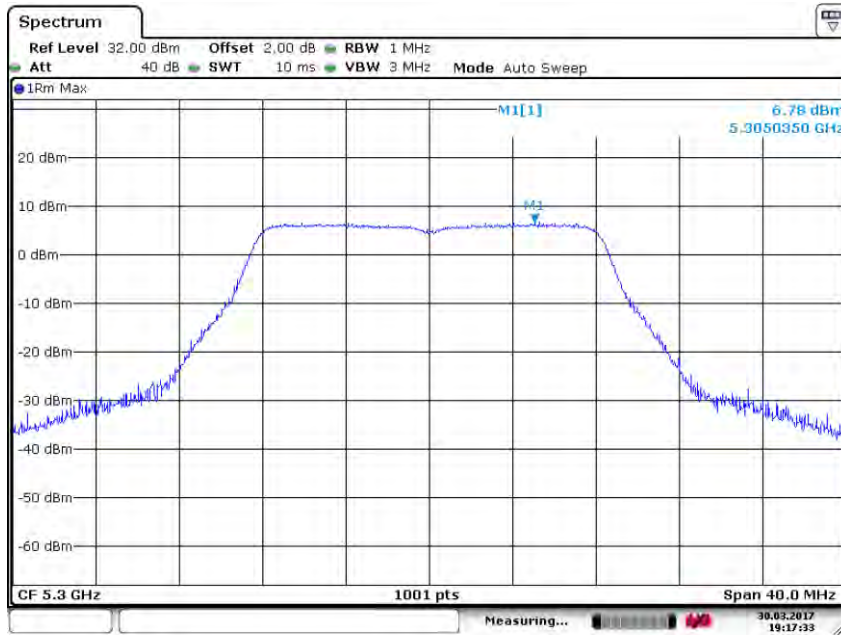
Page: 68 of 155

Test mode:	802.11a	Frequency(MHz):	5260
------------	---------	-----------------	------



Date: 30 MAR 2017 19:18:15

Test mode:	802.11a	Frequency(MHz):	5300
------------	---------	-----------------	------



Date: 30 MAR 2017 19:17:34

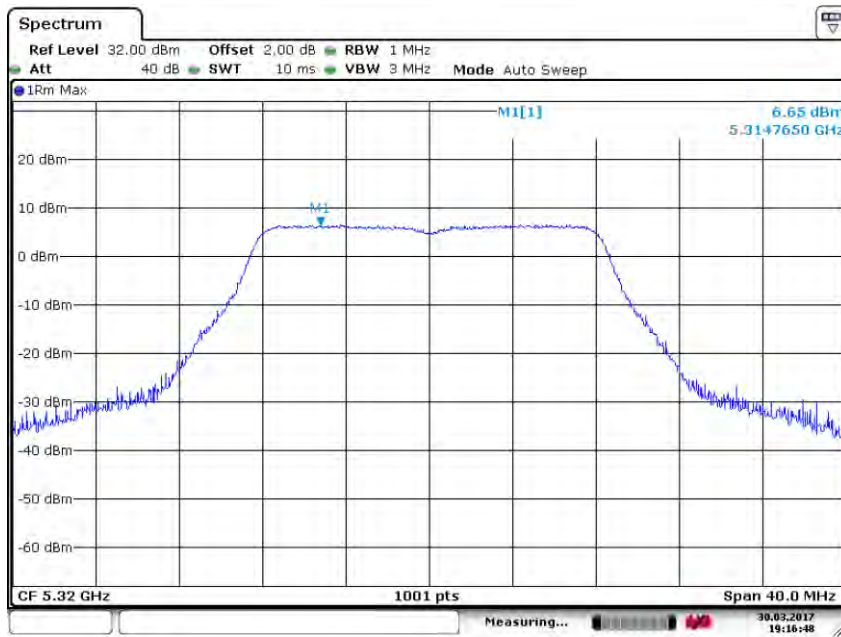


# SGS-CSTC Standards Technical Services Co., Ltd. Shenzhen Branch

Report No.: SZEM170300153902

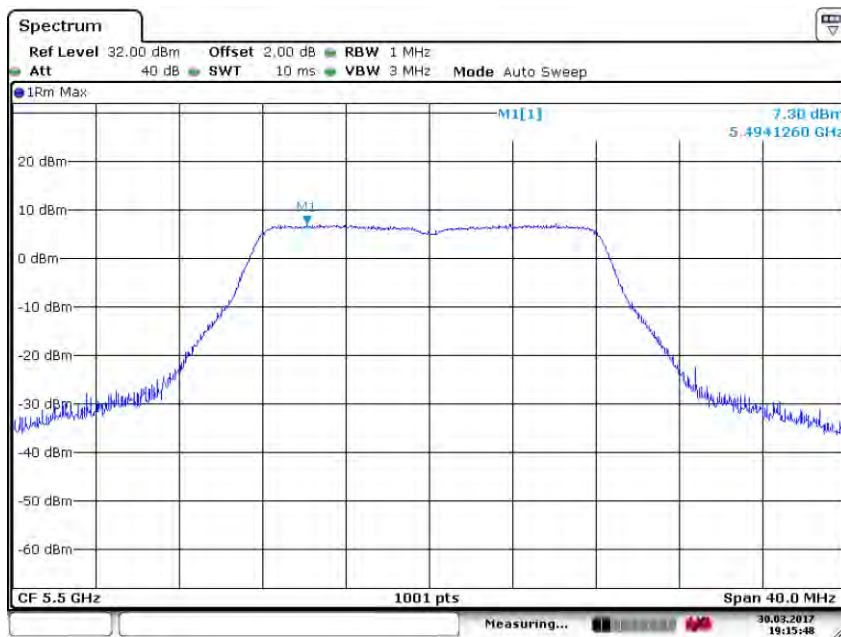
Page: 69 of 155

Test mode:	802.11a	Frequency(MHz):	5320
------------	---------	-----------------	------



Date: 30 MAR 2017 19:16:48

Test mode:	802.11a	Frequency(MHz):	5500
------------	---------	-----------------	------



Date: 30 MAR 2017 19:15:48

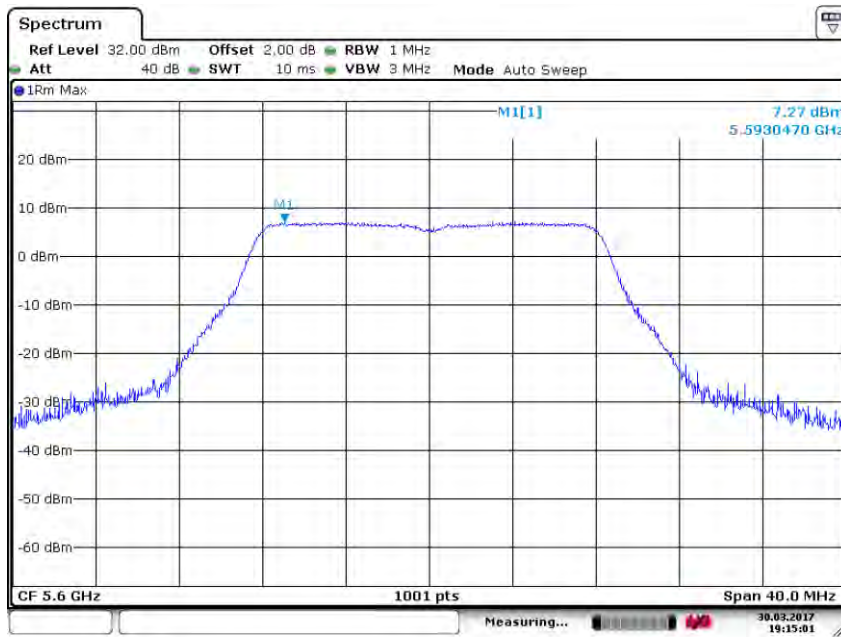


# SGS-CSTC Standards Technical Services Co., Ltd. Shenzhen Branch

Report No.: SZEM170300153902

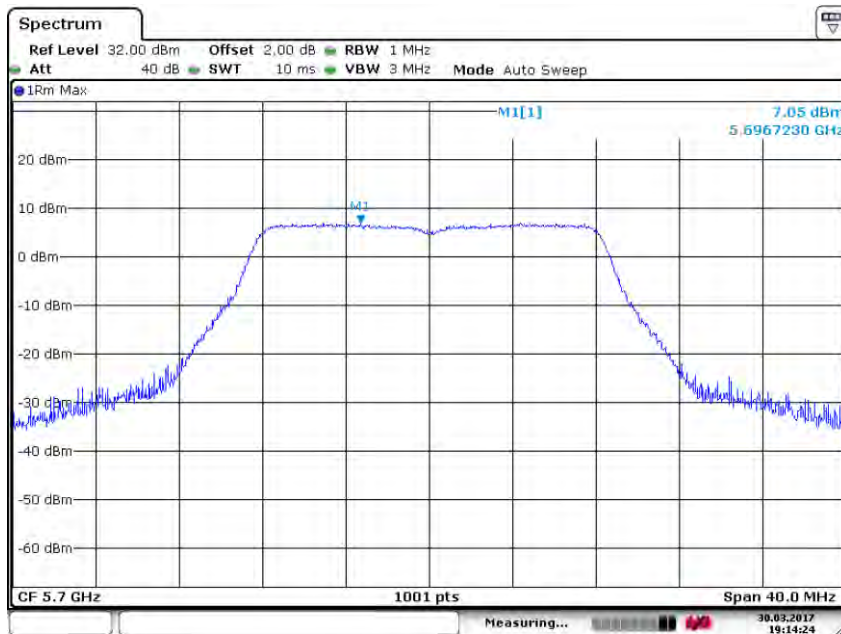
Page: 70 of 155

Test mode:	802.11a	Frequency(MHz):	5600
------------	---------	-----------------	------



Date: 30 MAR 2017 19:15:01

Test mode:	802.11a	Frequency(MHz):	5700
------------	---------	-----------------	------



Date: 30 MAR 2017 19:14:24

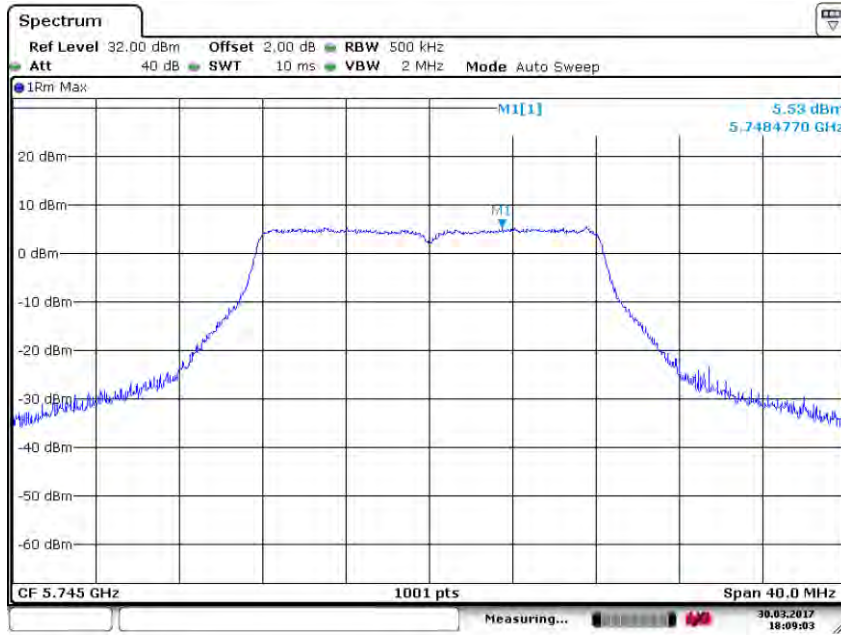


# SGS-CSTC Standards Technical Services Co., Ltd. Shenzhen Branch

Report No.: SZEM170300153902

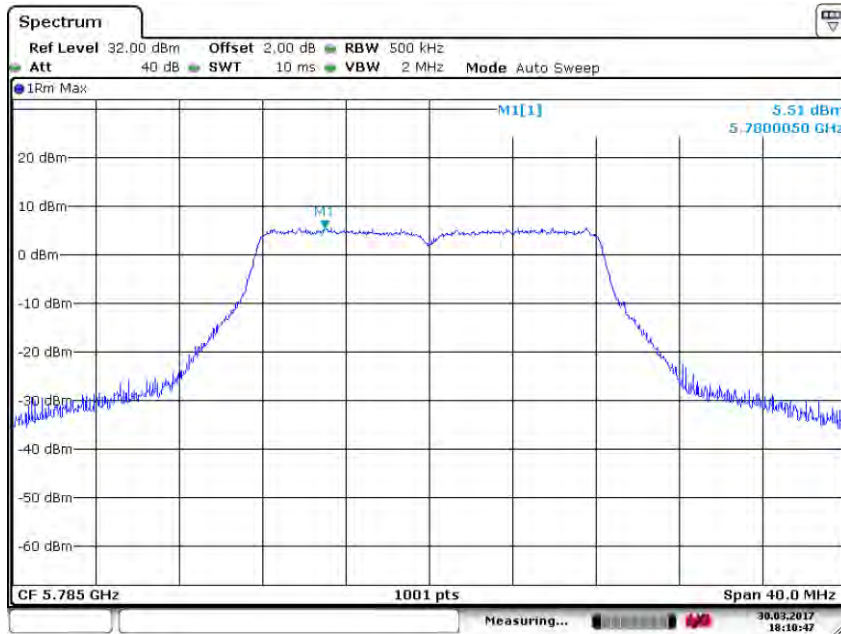
Page: 71 of 155

Test mode:	802.11a	Frequency(MHz):	5745
------------	---------	-----------------	------



Date: 30.MAR.2017 18:09:04

Test mode:	802.11a	Frequency(MHz):	5785
------------	---------	-----------------	------



Date: 30.MAR.2017 18:10:47

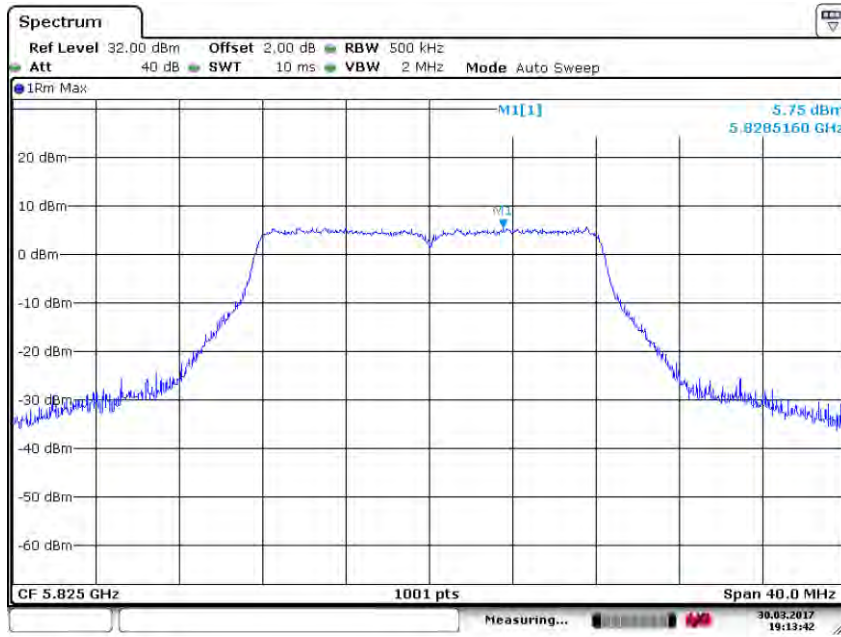


# SGS-CSTC Standards Technical Services Co., Ltd. Shenzhen Branch

Report No.: SZEM170300153902

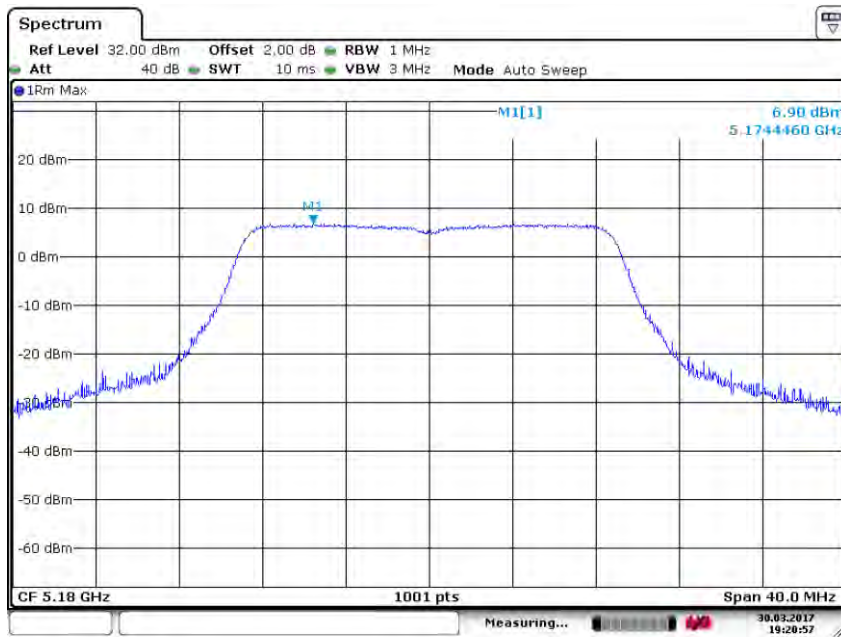
Page: 72 of 155

Test mode:	802.11a	Frequency(MHz):	5825
------------	---------	-----------------	------



Date: 30 MAR 2017 19:13:42

Test mode:	802.11n(HT20)	Frequency(MHz):	5180
------------	---------------	-----------------	------



Date: 30 MAR 2017 19:20:58



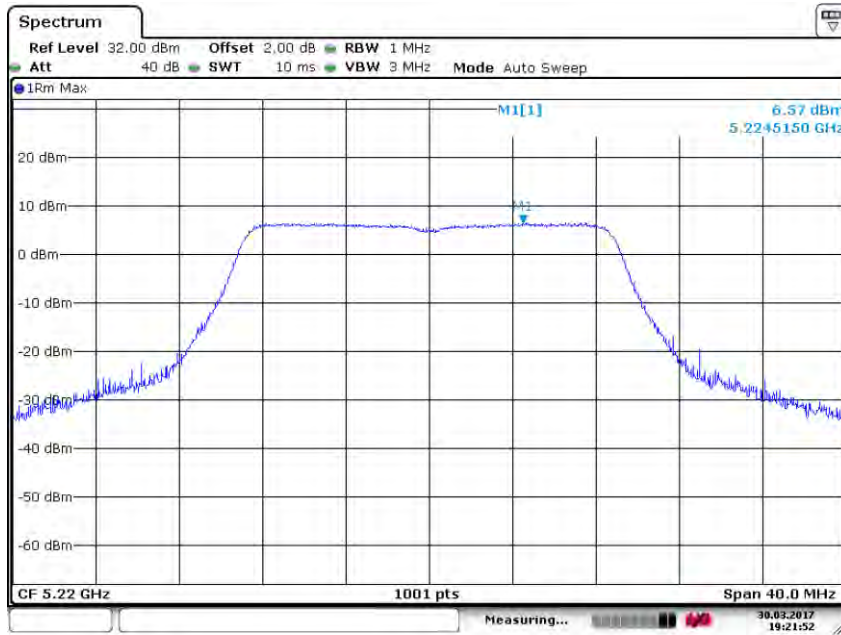


# SGS-CSTC Standards Technical Services Co., Ltd. Shenzhen Branch

Report No.: SZEM170300153902

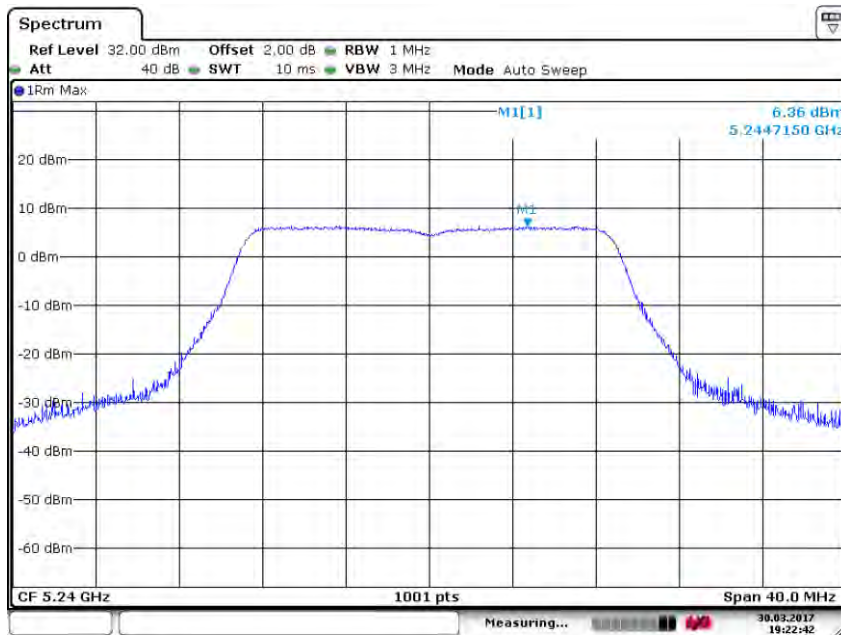
Page: 73 of 155

Test mode:	802.11n(HT20)	Frequency(MHz):	5220
------------	---------------	-----------------	------



Date: 30 MAR 2017 19:21:53

Test mode:	802.11n(HT20)	Frequency(MHz):	5240
------------	---------------	-----------------	------



Date: 30 MAR 2017 19:22:42

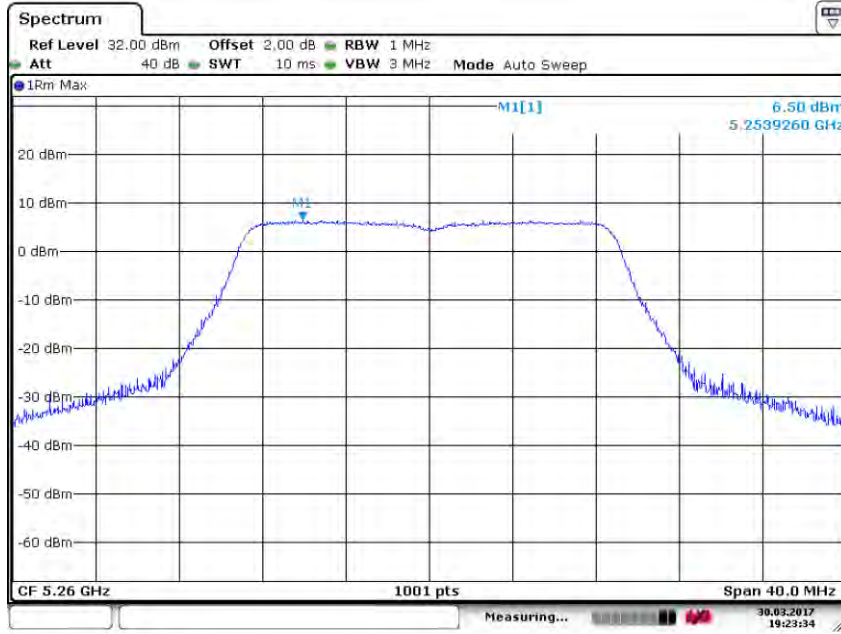


# SGS-CSTC Standards Technical Services Co., Ltd. Shenzhen Branch

Report No.: SZEM170300153902

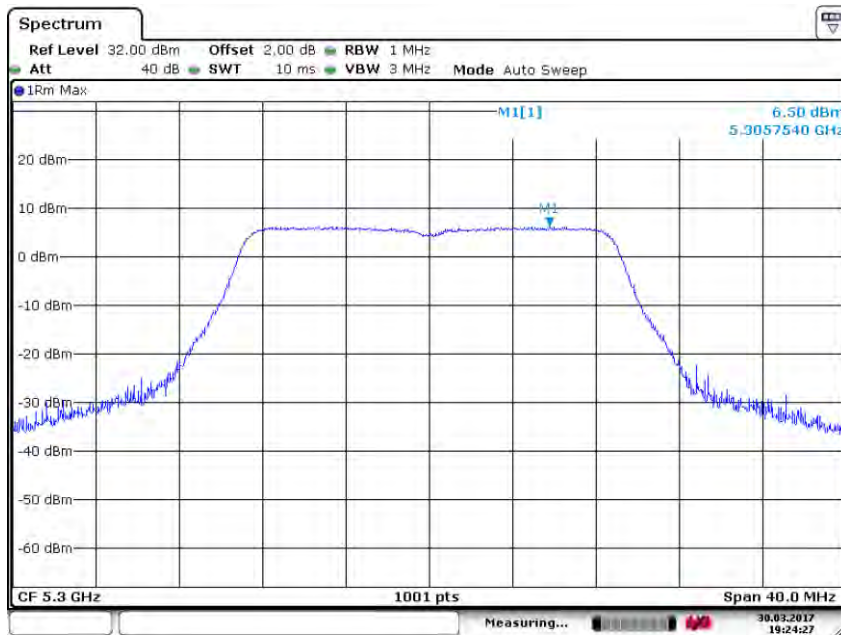
Page: 74 of 155

Test mode:	802.11n(HT20)	Frequency(MHz):	5260
------------	---------------	-----------------	------



Date: 30 MAR 2017 19:23:35

Test mode:	802.11n(HT20)	Frequency(MHz):	5300
------------	---------------	-----------------	------



Date: 30 MAR 2017 19:24:27

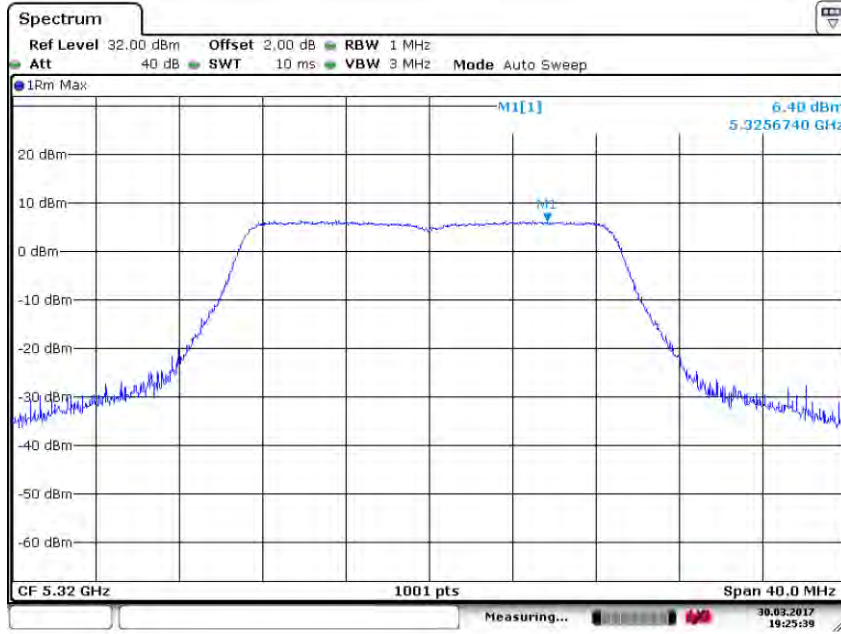


# SGS-CSTC Standards Technical Services Co., Ltd. Shenzhen Branch

Report No.: SZEM170300153902

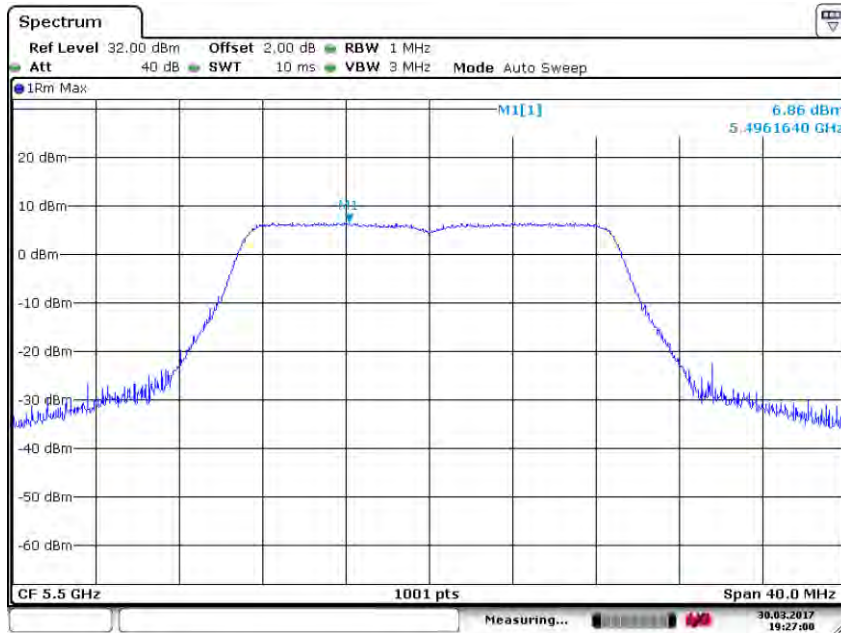
Page: 75 of 155

Test mode:	802.11n(HT20)	Frequency(MHz):	5320
------------	---------------	-----------------	------



Date: 30 MAR 2017 19:25:39

Test mode:	802.11n(HT20)	Frequency(MHz):	5500
------------	---------------	-----------------	------



Date: 30 MAR 2017 19:27:01

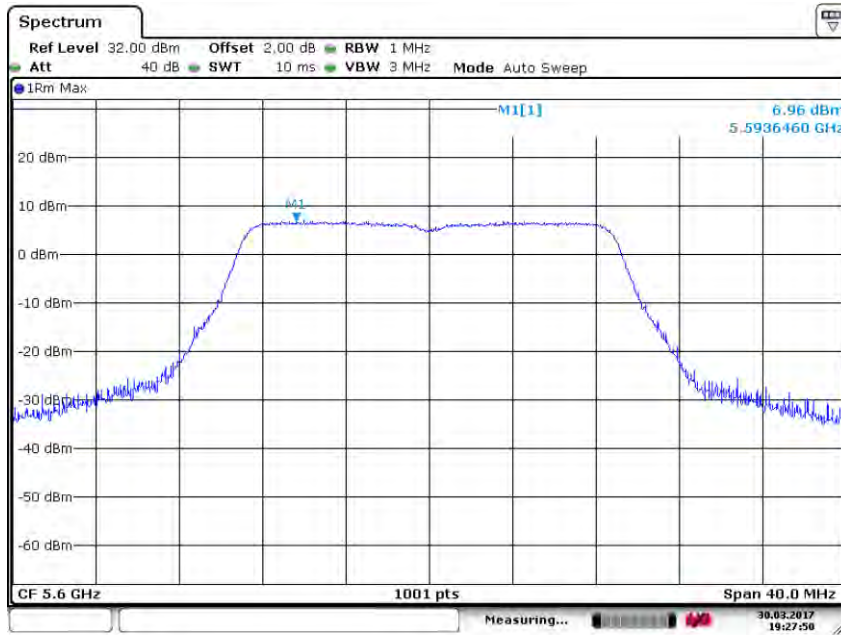


# SGS-CSTC Standards Technical Services Co., Ltd. Shenzhen Branch

Report No.: SZEM170300153902

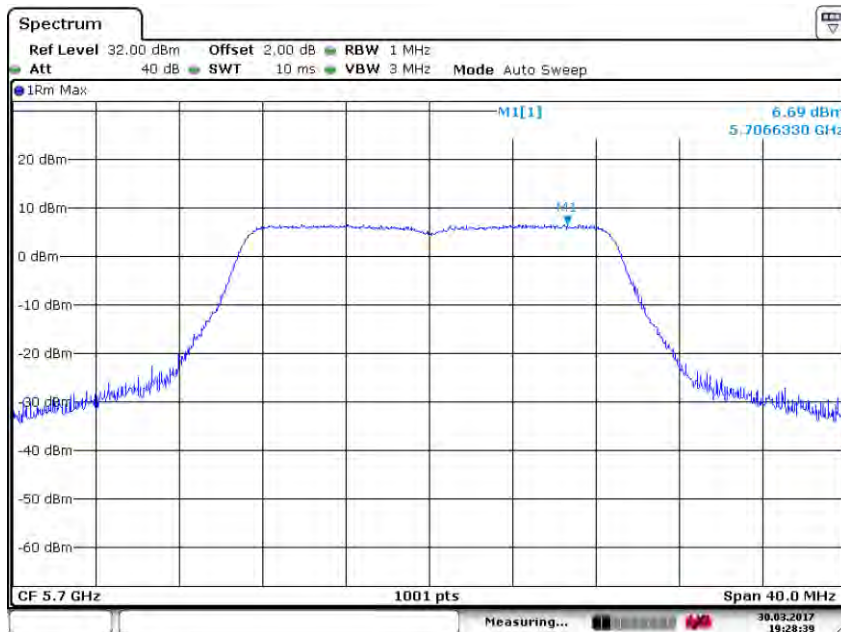
Page: 76 of 155

Test mode:	802.11n(HT20)	Frequency(MHz):	5600
------------	---------------	-----------------	------



Date: 30 MAR 2017 19:27:51

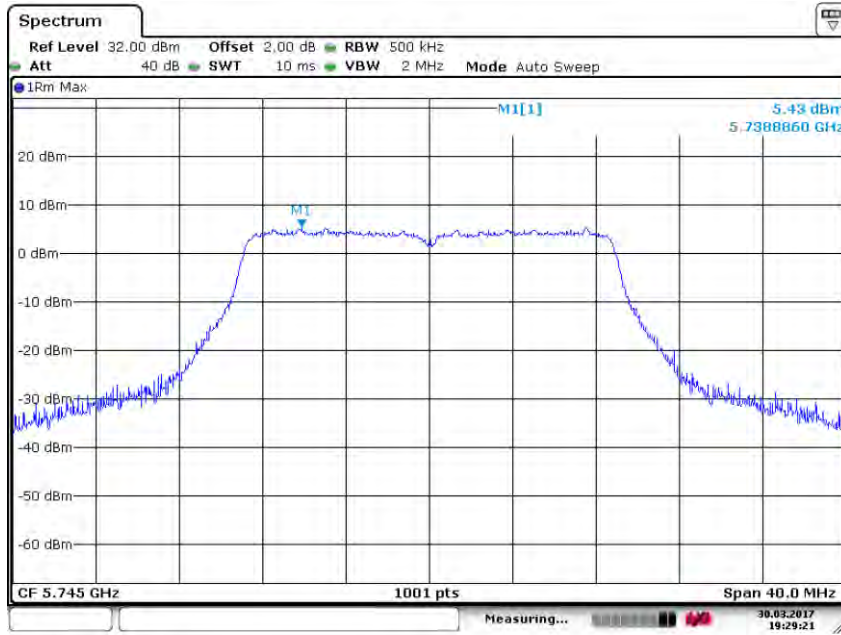
Test mode:	802.11n(HT20)	Frequency(MHz):	5700
------------	---------------	-----------------	------



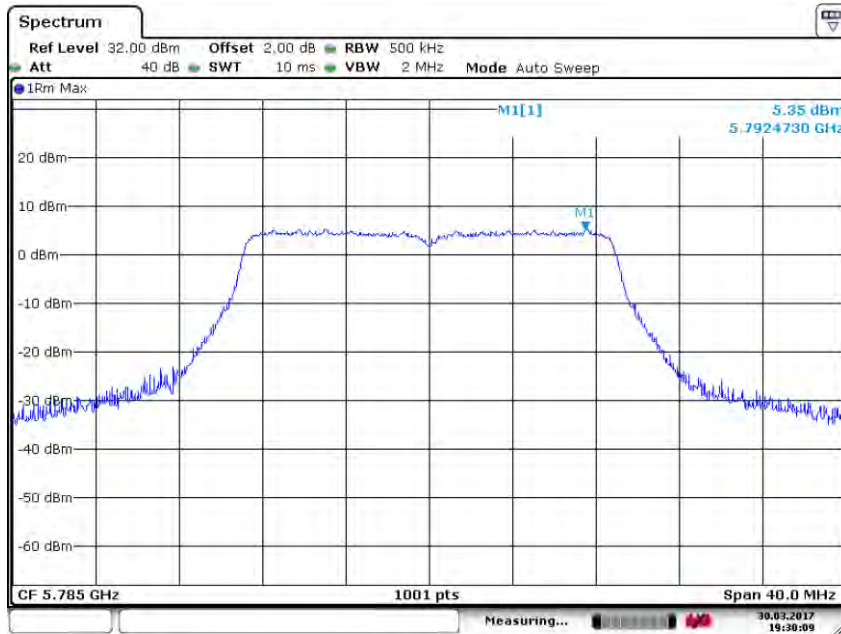
Date: 30 MAR 2017 19:28:39



Test mode:	802.11n(HT20)	Frequency(MHz):	5745
------------	---------------	-----------------	------



Test mode:	802.11n(HT20)	Frequency(MHz):	5785
------------	---------------	-----------------	------

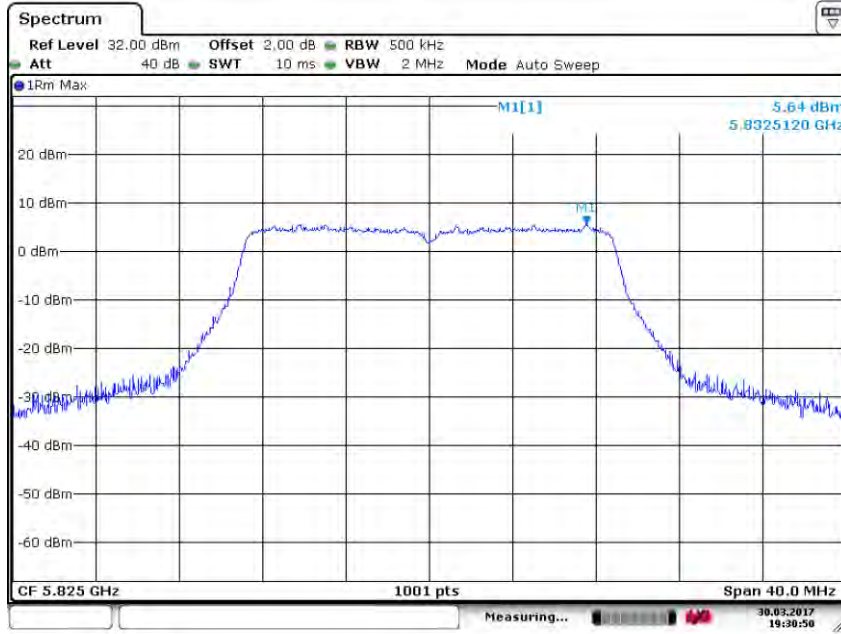




# SGS-CSTC Standards Technical Services Co., Ltd. Shenzhen Branch

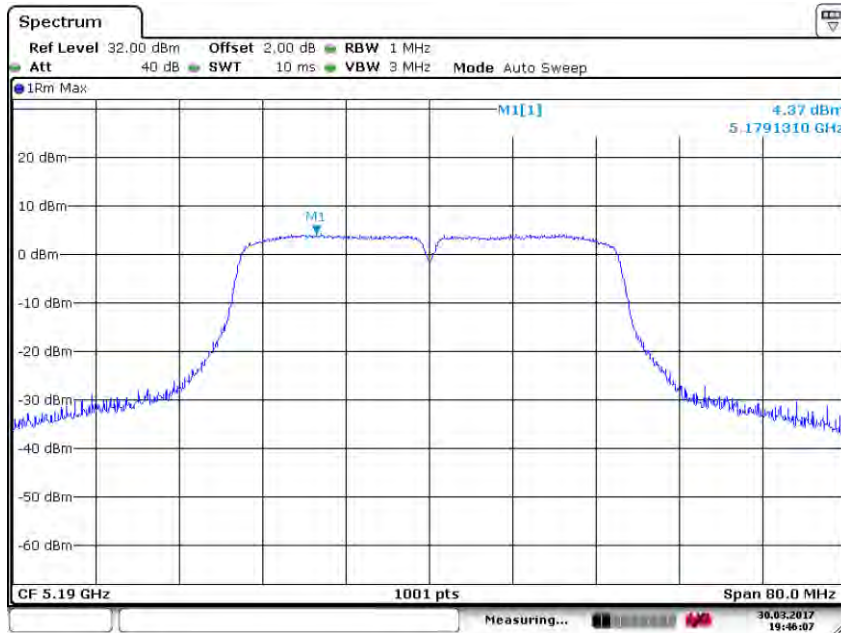
Report No.: SZEM170300153902  
Page: 78 of 155

Test mode:	802.11n(HT20)	Frequency(MHz):	5825
------------	---------------	-----------------	------



Date: 30 MAR 2017 19:30:50

Test mode:	802.11n(HT40)	Frequency(MHz):	5190
------------	---------------	-----------------	------



Date: 30 MAR 2017 19:46:08

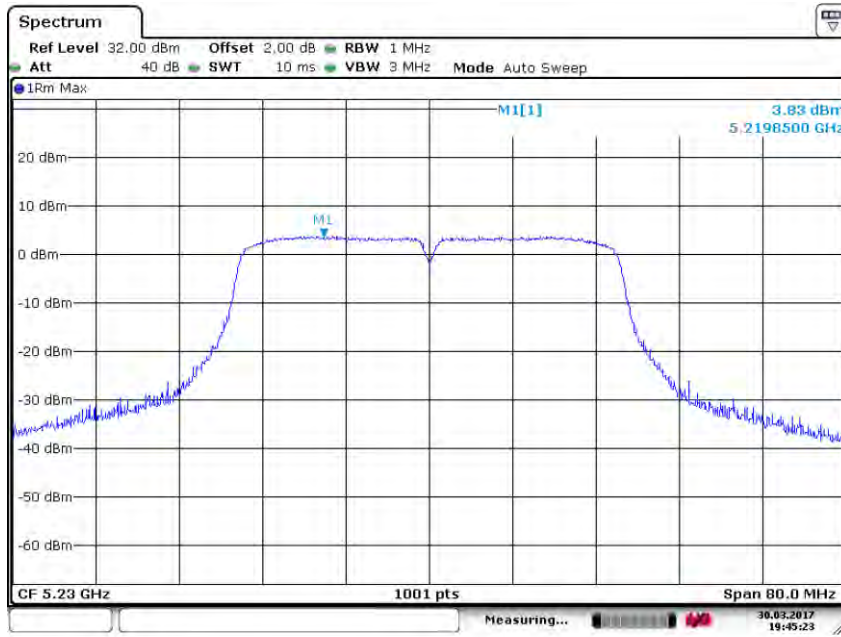


# SGS-CSTC Standards Technical Services Co., Ltd. Shenzhen Branch

Report No.: SZEM170300153902

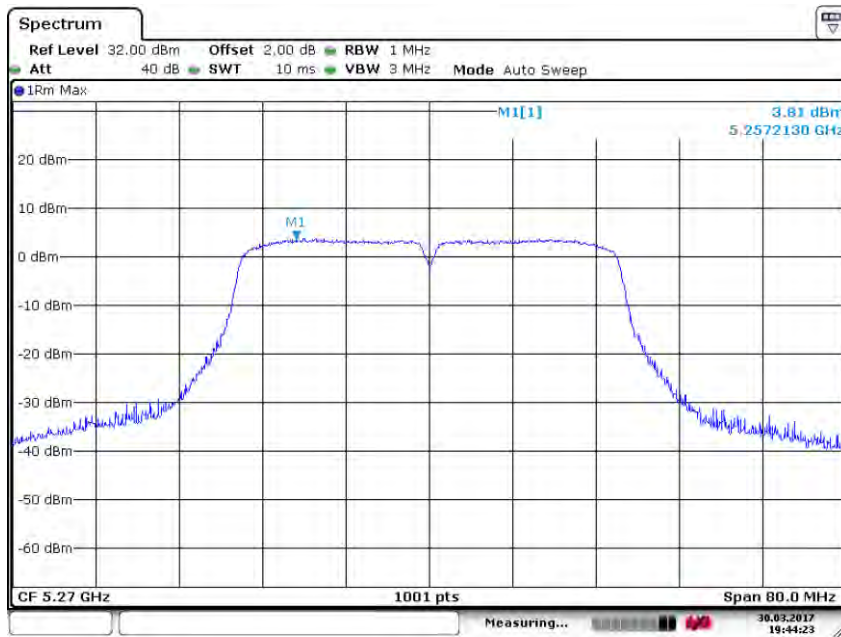
Page: 79 of 155

Test mode:	802.11n(HT40)	Frequency(MHz):	5230
------------	---------------	-----------------	------



Date: 30 MAR.2017 19:45:24

Test mode:	802.11n(HT40)	Frequency(MHz):	5270
------------	---------------	-----------------	------



Date: 30 MAR.2017 19:44:24

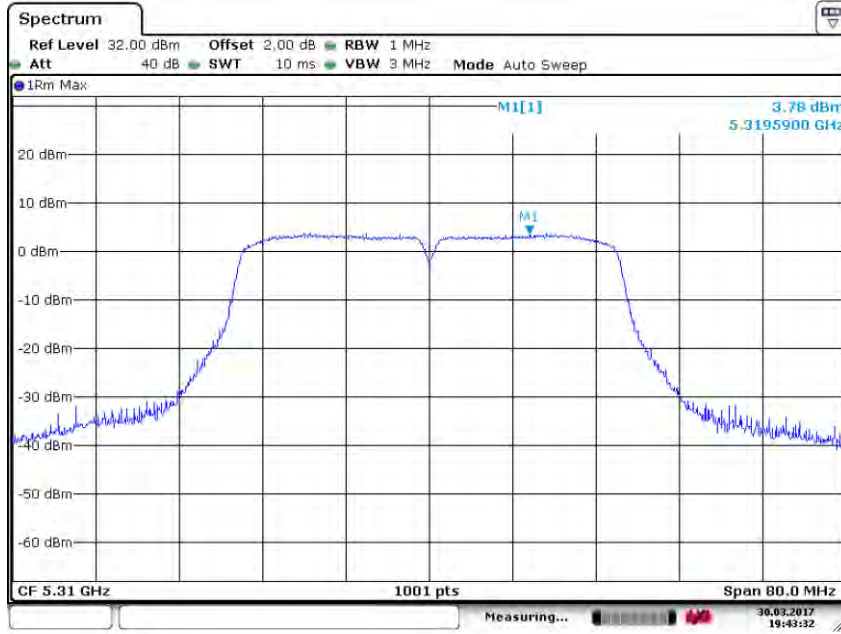


# SGS-CSTC Standards Technical Services Co., Ltd. Shenzhen Branch

Report No.: SZEM170300153902

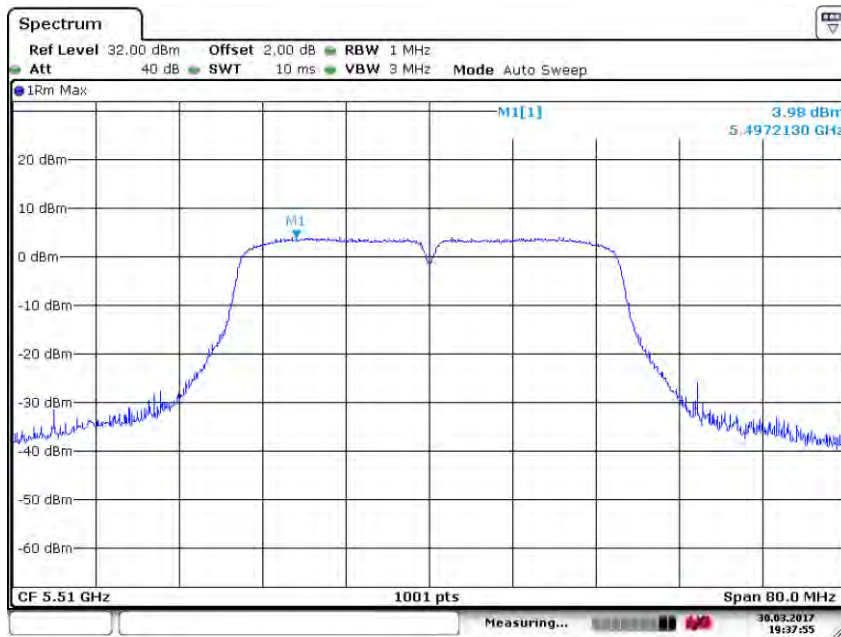
Page: 80 of 155

Test mode:	802.11n(HT40)	Frequency(MHz):	5310
------------	---------------	-----------------	------



Date: 30 MAR 2017 19:43:32

Test mode:	802.11n(HT40)	Frequency(MHz):	5510
------------	---------------	-----------------	------



Date: 30 MAR 2017 19:37:56



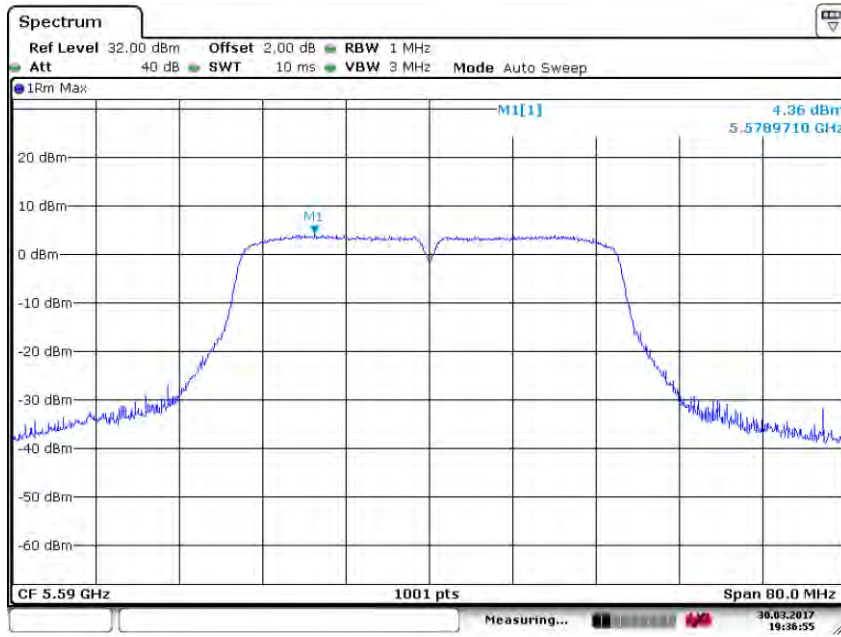


# SGS-CSTC Standards Technical Services Co., Ltd. Shenzhen Branch

Report No.: SZEM170300153902

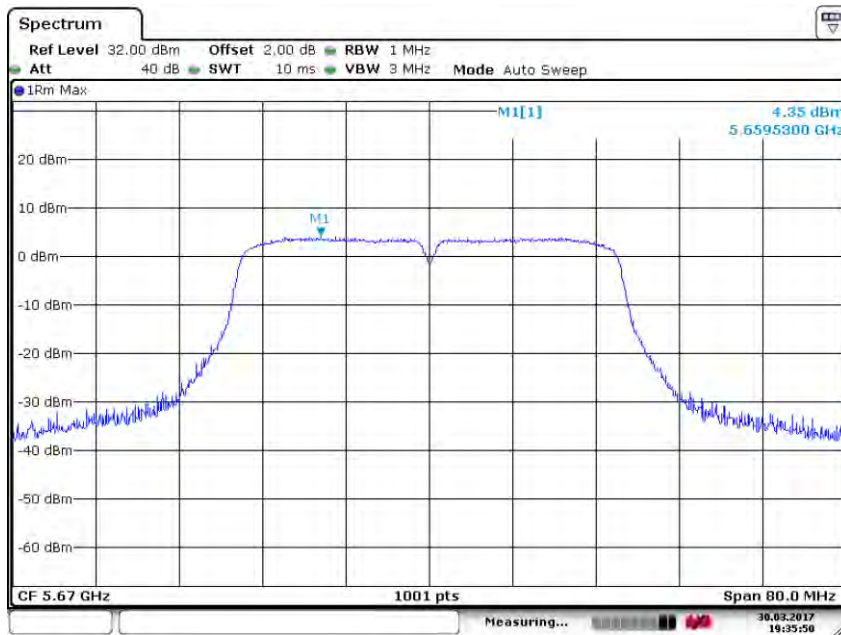
Page: 81 of 155

Test mode:	802.11n(HT40)	Frequency(MHz):	5590
------------	---------------	-----------------	------



Date: 30 MAR 2017 19:36:55

Test mode:	802.11n(HT40)	Frequency(MHz):	5670
------------	---------------	-----------------	------



Date: 30 MAR 2017 19:35:51

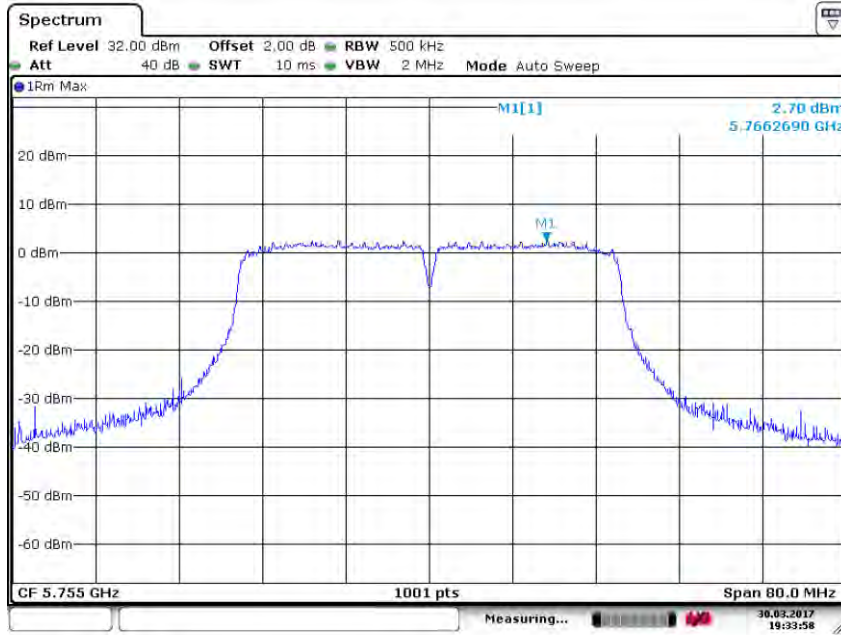


# SGS-CSTC Standards Technical Services Co., Ltd. Shenzhen Branch

Report No.: SZEM170300153902

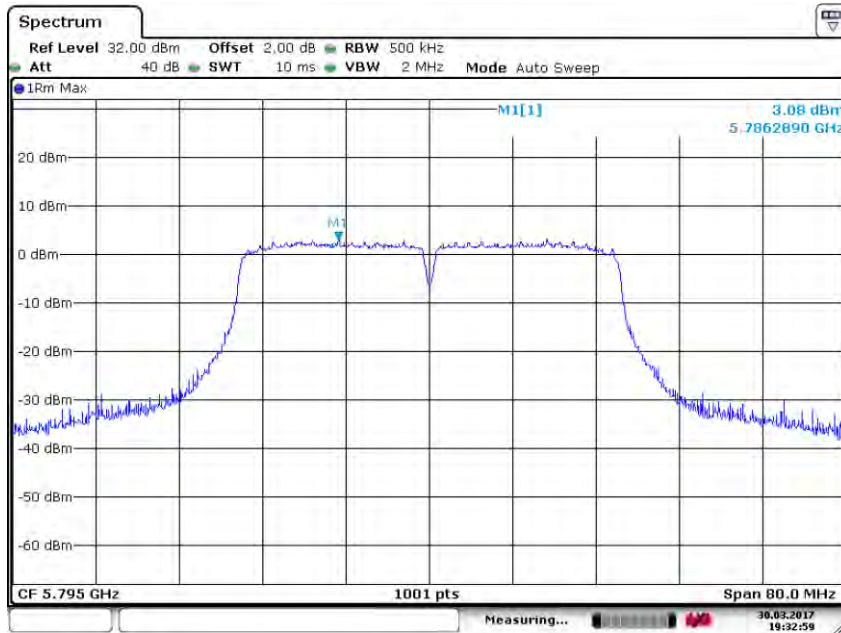
Page: 82 of 155

Test mode:	802.11n(HT40)	Frequency(MHz):	5755
------------	---------------	-----------------	------



Date: 30 MAR 2017 19:33:58

Test mode:	802.11n(HT40)	Frequency(MHz):	5795
------------	---------------	-----------------	------



Date: 30 MAR 2017 19:32:59

## 6.7 Radiated Spurious Emissions

Test Requirement:	47 CFR Part 15 Section 15.407(b)
Test Method:	ANSI C63.10: 2013
Test Site:	Measurement Distance: 3m or 10m (Semi-Anechoic Chamber)
Test Setup:	

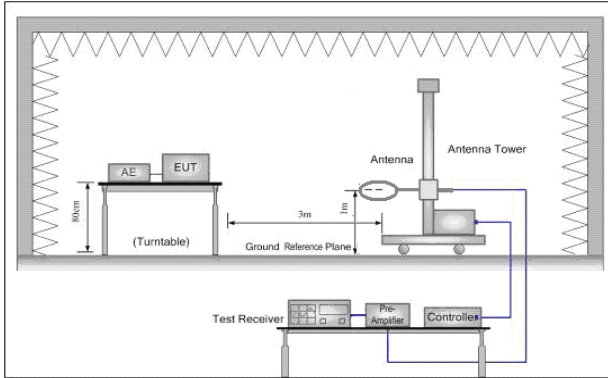


Figure 1. 30MHz to 1GHz

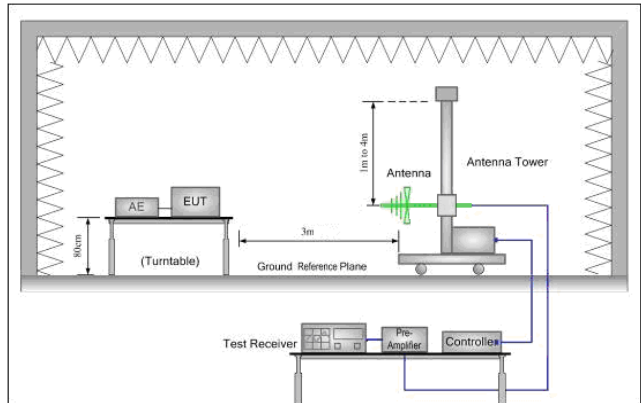


Figure 2. Above 1 GHz

Test Procedure:	<ol style="list-style-type: none"> <li>For below 1GHz test, the EUT was placed on the top of a rotating table 0.8 meters above the ground at a 3 meter semi-anechoic chamber. The table was rotated 360 degrees to determine the position of the highest radiation.</li> <li>For above 1GHz test, the EUT was placed on the top of a rotating table 1.5 meters above the ground at a 3 meter semi-anechoic chamber. The table was rotated 360 degrees to determine the position of the highest radiation.</li> <li>The EUT was set 3 or 10 meters away from the interference-receiving antenna, which was mounted on the top of a variable-height antenna tower.</li> <li>The antenna height is varied from one meter to four meters above the ground to determine the maximum value of the field strength. Both horizontal and vertical polarizations of the antenna are set to make the measurement.</li> <li>For each suspected emission, the EUT was arranged to its worst case and then the antenna was tuned to heights from 1 meter to 4 meters and the rotatable table was turned from 0 degrees to 360 degrees to find the maximum reading.</li> <li>The test-receiver system was set to Peak Detect Function and Specified Bandwidth with Maximum Hold Mode.</li> <li>Test the EUT in the outermost channels.</li> <li>The radiation measurements are performed in X, Y, Z axis positioning for Transmitting mode, and found the X axis positioning which it is worse case.</li> <li>Repeat above procedures until all frequencies measured was complete.</li> </ol>
Exploratory Test Mode:	Transmitting with all kind of modulations, data rates.
Final Test Mode:	Through Pre-scan, find the 6Mbps of rate is the worst case of 802.11a; MCSO of rate is the worst case of 802.11n(HT20); MCSO of rate is the worst case of 802.11n(HT40); For below 1GHz, through Pre-scan, find the 1Mbps of rate of 802.11a at lowest



**SGS-CSTC Standards Technical Services Co., Ltd.  
Shenzhen Branch**

Report No.: SZEM170300153902

Page: 84 of 155

	channel is the worst case. Only the worst case is recorded in the report.
Instruments Used:	Refer to section 5.10 for details
Test Results:	Pass



### 6.7.1 Radiated emission below 1GHz

The test was performed at a 10m test site. According to below formulate and the test data at 10m test distance,

$$L_3 / L_{10} = D_{10} / D_3$$

Note:

L<sub>3</sub>: Level @ 3m distance. Unit: uV/m;

L<sub>10</sub>: Level @ 10m distance. Unit: uV/m;

D<sub>3</sub>: 3m distance. Unit: m

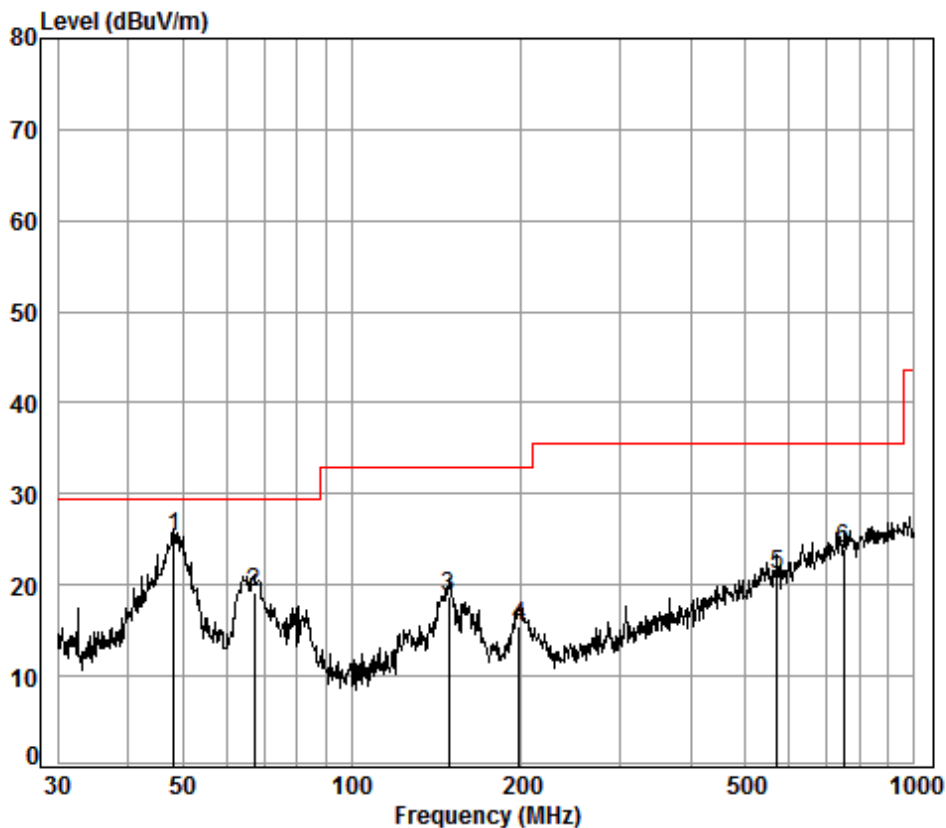
D<sub>10</sub>: 10m distance. Unit: m

The level at 3m test distance is below:

Frequency (MHz)	Level @ 10m (dBuV/m)	Level @ 10m (uV/m)	Level @ 3m (uV/m)	Level @ 3m (dBuV/m)	Limit @ 3m (dBuV/m)	Over Limit (dB)	Ant. Polarization
48.33	25.19	18.18	60.59	35.65	40.00	-4.35	V
66.97	19.16	9.08	30.26	29.62	40.00	-10.38	V
148.44	18.73	8.64	28.80	29.19	43.50	-14.31	V
198.59	15.48	5.94	19.81	25.94	43.50	-17.56	V
570.61	21.24	11.53	38.45	31.70	46.00	-14.30	V
750.11	24.03	15.90	53.01	34.49	46.00	-11.51	V
46.83	13.94	4.98	16.59	24.40	40.00	-15.60	H
155.36	14.74	5.46	18.19	25.20	43.50	-18.30	H
446.41	18.55	8.46	28.21	29.01	46.00	-16.99	H
552.88	21.28	11.59	38.63	31.74	46.00	-14.26	H
779.61	24.22	16.26	54.18	34.68	46.00	-11.32	H
915.07	25.36	18.54	61.78	35.82	46.00	-10.18	H



<b>30MHz~1GHz (QP)</b>		
Test mode:	Transmitting	Vertical



Condition: 10m VERTICAL

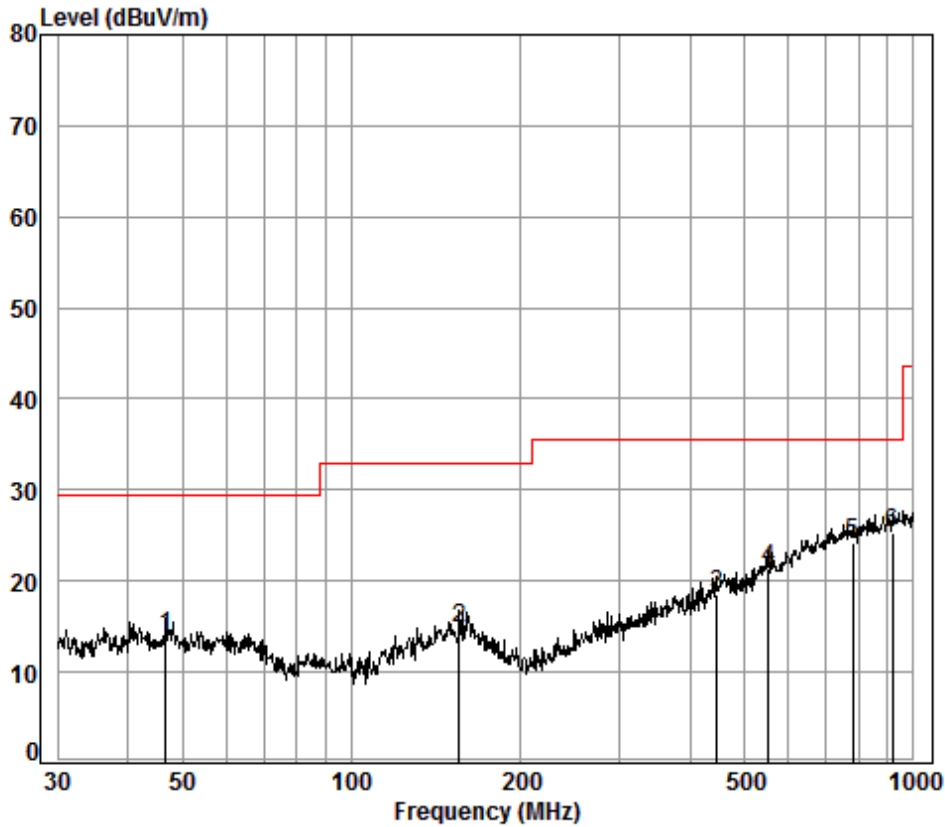
Job No. : 01539RG

Test Mode: WIFI:5G

	Freq	Cable Loss	Ant Factor	Preamplifier Factor	Read Level	Limit Level	Limit Line	Over Limit
	MHz	dB	dB/m	dB	dBuV	dBuV/m	dBuV/m	dB
1 pp	48.33	6.87	12.82	33.00	38.50	25.19	29.50	-4.31
2	66.97	6.96	10.62	32.92	34.50	19.16	29.50	-10.34
3	148.44	7.44	13.31	32.74	30.72	18.73	33.00	-14.27
4	198.59	7.59	9.36	32.70	31.23	15.48	33.00	-17.52
5	570.61	8.83	18.10	32.60	26.91	21.24	35.60	-14.36
6	750.11	9.20	20.77	32.60	26.66	24.03	35.60	-11.57



Test mode:	Transmitting	Horizontal
------------	--------------	------------



Condition: 10m HORIZONTAL

Job No. : 01539RG

Test Mode: WIFI:5G

	Freq	Cable Loss	Ant Factor	Preamp Factor	Read Level	Limit Level	Limit Line	Over Limit
	MHz	dB	dB/m	dB	dBuV	dBuV/m	dBuV/m	dB
1	46.83	6.84	12.85	33.00	27.25	13.94	29.50	-15.56
2	155.36	7.48	13.40	32.74	26.60	14.74	33.00	-18.26
3	446.41	8.42	16.09	32.60	26.64	18.55	35.60	-17.05
4	552.88	8.78	17.78	32.60	27.32	21.28	35.60	-14.32
5	779.61	9.25	21.09	32.60	26.48	24.22	35.60	-11.38
6 pp	916.07	9.50	22.44	32.50	25.92	25.36	35.60	-10.24



**6.7.2 Transmitter emission above 1GHz**

Test plot as follows:

Test mode:		802.11a		Frequency(MHz):		5180		Remark:		Peak
Frequency (MHz)	Antenna Factor (dB/m)	Cable Loss (dB)	Preamplifier Factor (dB)	Read Level (dBuV)	Level (dBuV/m)	Limit Line (dBuV/m)	Over Limit (dB)	Polarization		
7179.527	36.43	9.63	37.14	43.3	52.85	74	-21.15	Vertical		
8866.062	36.44	10.58	35.53	41.19	53.15	74	-20.85	Vertical		
10360.000	37.24	11.74	35.08	39.14	53.60	74	-20.40	Vertical		
12290.700	38.78	12.83	36.30	37.17	53.37	74	-20.63	Vertical		
15540.000	41.38	15.28	38.31	34.51	53.82	74	-20.18	Vertical		
17537.800	43.47	18.41	36.03	26.68	53.37	74	-20.63	Vertical		
7263.015	36.39	9.69	37.06	43.09	52.71	74	-21.29	Horizontal		
10360.000	37.24	11.74	35.08	38.59	53.05	74	-20.95	Horizontal		
12114.350	38.67	12.57	35.87	37.26	53.49	74	-20.51	Horizontal		
14038.450	39.29	14.60	39.00	37.85	53.41	74	-20.59	Horizontal		
15540.000	41.38	15.28	38.31	34.10	53.41	74	-20.59	Horizontal		
17741.740	43.84	18.95	35.93	25.71	53.77	74	-20.23	Horizontal		

Test mode:		802.11a		Frequency(MHz):		5220		Remark:		Peak
Frequency (MHz)	Antenna Factor (dB/m)	Cable Loss (dB)	Preamplifier Factor (dB)	Read Level (dBuV)	Level (dBuV/m)	Limit Line (dBuV/m)	Over Limit (dB)	Polarization		
7117.542	36.45	9.59	37.19	42.17	51.67	74	-22.33	Vertical		
10440.000	37.16	11.81	35.12	39.23	53.63	74	-20.37	Vertical		
11769.210	38.37	12.37	35.55	37.21	53.18	74	-20.82	Vertical		
13638.490	38.77	14.24	38.64	38.25	53.44	74	-20.56	Vertical		
15660.000	41.34	15.38	38.17	33.58	53.14	74	-20.86	Vertical		
17588.560	43.56	18.55	36.01	26.28	53.31	74	-20.69	Vertical		
7454.429	36.32	9.82	36.89	42.29	52.09	74	-21.91	Horizontal		
8891.725	36.47	10.60	35.51	41.57	53.59	74	-20.41	Horizontal		
10440.000	37.16	11.81	35.12	39.38	53.78	74	-20.22	Horizontal		
12724.470	38.85	13.24	37.34	37.84	53.54	74	-20.46	Horizontal		
15660.000	41.34	15.38	38.17	33.40	52.96	74	-21.04	Horizontal		
17588.56	43.56	18.55	36.01	26.15	53.18	74	-20.82	Horizontal		





**SGS-CSTC Standards Technical Services Co., Ltd.**  
**Shenzhen Branch**

Report No.: SZEM170300153902

Page: 89 of 155

Test mode:		802.11a		Frequency(MHz):		5240		Remark:		Peak
Frequency (MHz)	Antenna Factor (dB/m)	Cable Loss (dB)	Preamp Factor (dB)	Read Level (dBuV)	Level (dBuV/m)	Limit Line (dBuV/m)	Over Limit (dB)	Polarization		
7263.015	36.39	9.69	37.06	42.87	52.49	74	-21.51	Vertical		
8891.725	36.47	10.60	35.51	41.09	53.11	74	-20.89	Vertical		
10480	37.12	11.84	35.14	38.56	52.92	74	-21.08	Vertical		
13638.49	38.77	14.24	38.64	38.27	53.46	74	-20.54	Vertical		
15720	41.31	15.42	38.11	33.37	53.02	74	-20.98	Vertical		
17690.53	43.75	18.82	35.95	25.95	53.68	74	-20.32	Vertical		
7076.516	36.47	9.56	37.23	42.57	52.04	74	-21.96	Horizontal		
8840.473	36.41	10.56	35.56	41.20	53.08	74	-20.92	Horizontal		
10480	37.12	11.84	35.14	39.24	53.6	74	-20.4	Horizontal		
12469.61	38.88	13.10	36.73	36.83	52.99	74	-21.01	Horizontal		
15720	41.31	15.42	38.11	33.22	52.87	74	-21.13	Horizontal		
17690.53	43.75	18.82	35.95	25.55	53.28	74	-20.72	Horizontal		

Test mode:		802.11a		Frequency(MHz):		5260		Remark:		Peak
Frequency (MHz)	Antenna Factor (dB/m)	Cable Loss (dB)	Preamp Factor (dB)	Read Level (dBuV)	Level (dBuV/m)	Limit Line (dBuV/m)	Over Limit (dB)	Polarization		
7305.122	36.38	9.72	37.03	42.00	51.65	74	-22.35	Vertical		
9047.272	36.69	10.71	35.38	40.38	52.87	74	-21.13	Vertical		
10520.000	37.12	11.88	35.16	38.62	53.00	74	-21.00	Vertical		
12872.440	38.83	13.30	37.69	38.40	53.81	74	-20.19	Vertical		
15780.000	41.29	15.47	38.04	33.08	52.86	74	-21.14	Vertical		
17588.560	43.56	18.55	36.01	26.45	53.48	74	-20.52	Vertical		
7242.052	36.40	9.68	37.08	43.00	52.61	74	-21.39	Horizontal		
10520.000	37.12	11.88	35.16	39.48	53.86	74	-20.14	Horizontal		
12114.350	38.67	12.57	35.87	37.09	53.32	74	-20.68	Horizontal		
14160.710	39.59	14.63	38.98	37.66	53.53	74	-20.47	Horizontal		
15780.000	41.29	15.47	38.04	33.50	53.28	74	-20.72	Horizontal		
17793.090	43.93	19.09	35.90	25.37	53.78	74	-20.22	Horizontal		



**SGS-CSTC Standards Technical Services Co., Ltd.**  
**Shenzhen Branch**

Report No.: SZEM170300153902

Page: 90 of 155

Test mode:		802.11a		Frequency(MHz):		5300		Remark:		Peak
Frequency (MHz)	Antenna Factor (dB/m)	Cable Loss (dB)	Preamp Factor (dB)	Read Level (dBuV)	Level (dBuV/m)	Limit Line (dBuV/m)	Over Limit (dB)	Polarization		
7221.150	36.41	9.66	37.10	42.91	52.49	74	-21.51	Vertical		
8891.725	36.47	10.6	35.51	41.08	53.10	74	-20.90	Vertical		
10600.000	37.22	11.94	35.20	38.48	52.97	74	-21.03	Vertical		
12505.710	38.90	13.14	36.81	37.35	53.50	74	-20.50	Vertical		
15900.000	41.24	15.56	37.91	33.79	53.76	74	-20.24	Vertical		
17588.560	43.56	18.55	36.01	26.45	53.48	74	-20.52	Vertical		
7368.741	36.35	9.76	36.97	42.19	51.89	74	-22.11	Horizontal		
8917.462	36.50	10.62	35.48	41.40	53.50	74	-20.50	Horizontal		
10600.000	37.22	11.94	35.20	38.46	52.95	74	-21.05	Horizontal		
12984.540	38.80	13.35	37.96	38.37	53.55	74	-20.45	Horizontal		
15900.000	41.24	15.56	37.91	33.15	53.12	74	-20.88	Horizontal		
17588.560	43.56	18.55	36.01	26.09	53.12	74	-20.88	Horizontal		

Test mode:		802.11a		Frequency(MHz):		5320		Remark:		Peak
Frequency (MHz)	Antenna Factor (dB/m)	Cable Loss (dB)	Preamp Factor (dB)	Read Level (dBuV)	Level (dBuV/m)	Limit Line (dBuV/m)	Over Limit (dB)	Polarization		
7056.092	36.48	9.55	37.25	43.05	52.50	74.00	-21.50	Vertical		
9475.497	37.46	10.94	35.16	39.6	53.39	74.00	-20.61	Vertical		
10640.000	37.27	11.97	35.22	39.15	53.69	74.00	-20.31	Vertical		
13249.930	38.70	13.74	38.25	38.24	53.39	74.00	-20.61	Vertical		
15960.000	41.22	15.61	37.84	33.51	53.57	74.00	-20.43	Vertical		
17844.590	44.02	19.22	35.88	24.18	52.92	74.00	-21.08	Vertical		
7673.034	36.41	9.92	36.69	42.08	52.29	74.00	-21.71	Horizontal		
9502.925	37.50	10.95	35.15	39.92	53.77	74.00	-20.23	Horizontal		
10640.000	37.27	11.97	35.22	38.46	53.00	74.00	-21.00	Horizontal		
12984.540	38.80	13.35	37.96	38.37	53.55	74.00	-20.45	Horizontal		
15960.000	41.22	15.61	37.84	33.58	53.64	74.00	-20.36	Horizontal		
17793.090	43.93	19.09	35.90	25.21	53.62	74.00	-20.38	Horizontal		



**SGS-CSTC Standards Technical Services Co., Ltd.**  
**Shenzhen Branch**

Report No.: SZEM170300153902

Page: 91 of 155

Test mode:		802.11a		Frequency(MHz):		5500		Remark:		Peak
Frequency (MHz)	Antenna Factor (dB/m)	Cable Loss (dB)	Preamp Factor (dB)	Read Level (dBuV)	Level (dBuV/m)	Limit Line (dBuV/m)	Over Limit (dB)	Polarization		
7390.070	36.34	9.78	36.95	42.97	52.69	74	-21.31	Vertical		
9613.430	37.52	11.06	35.09	39.42	53.49	74	-20.51	Vertical		
11000.000	37.7	12.26	35.40	38.35	53.46	74	-20.54	Vertical		
12724.470	38.85	13.24	37.34	37.65	53.35	74	-20.65	Vertical		
15134.080	41.33	14.96	38.75	34.99	53.34	74	-20.66	Vertical		
16500.000	42.7	16.03	37.05	30.98	53.59	74	-20.41	Vertical		
7221.150	36.41	9.66	37.10	42.80	52.38	74	-21.62	Horizontal		
9073.460	36.74	10.72	35.36	40.67	53.24	74	-20.76	Horizontal		
11000.000	37.7	12.26	35.40	37.74	52.85	74	-21.15	Horizontal		
12326.270	38.8	12.89	36.38	37.53	53.73	74	-20.27	Horizontal		
14873.890	41.08	14.82	38.91	35.60	53.30	74	-20.70	Horizontal		
16500.000	42.7	16.03	37.05	30.65	53.26	74	-20.74	Horizontal		

Test mode:		802.11a		Frequency(MHz):		5600		Remark:		Peak
Frequency (MHz)	Antenna Factor (dB/m)	Cable Loss (dB)	Preamp Factor (dB)	Read Level (dBuV)	Level (dBuV/m)	Limit Line (dBuV/m)	Over Limit (dB)	Polarization		
7263.015	36.39	9.69	37.06	42.42	52.04	74	-21.96	Vertical		
9047.272	36.69	10.71	35.38	40.54	53.03	74	-20.97	Vertical		
11200.000	37.86	12.29	35.44	37.54	52.86	74	-21.14	Vertical		
12614.610	38.88	13.19	37.08	37.24	53.17	74	-20.83	Vertical		
15221.820	41.34	15.03	38.66	34.41	52.96	74	-21.04	Vertical		
16800.000	42.76	16.59	36.60	29.62	53.22	74	-20.78	Vertical		
7390.070	36.34	9.78	36.95	42.00	51.72	74	-22.28	Horizontal		
9448.149	37.41	10.92	35.18	39.37	53.06	74	-20.94	Horizontal		
11200.000	37.86	12.29	35.44	37.66	52.98	74	-21.02	Horizontal		
12326.270	38.8	12.89	36.38	36.76	52.96	74	-21.04	Horizontal		
14916.940	41.15	14.83	38.91	35.27	53.06	74	-20.94	Horizontal		
16800.000	42.76	16.59	36.60	29.66	53.26	74	-20.74	Horizontal		



**SGS-CSTC Standards Technical Services Co., Ltd.**  
**Shenzhen Branch**

Report No.: SZEM170300153902

Page: 92 of 155

Test mode:		802.11a		Frequency(MHz):		5700		Remark:		Peak
Frequency (MHz)	Antenna Factor (dB/m)	Cable Loss (dB)	Preamp Factor (dB)	Read Level (dBuV)	Level (dBuV/m)	Limit Line (dBuV/m)	Over Limit (dB)	Polarization		
7200.309	36.42	9.65	37.12	42.95	52.52	74	-21.48	Vertical		
9585.684	37.52	11.04	35.11	39.76	53.78	74	-20.22	Vertical		
11400.000	38.02	12.32	35.48	38.16	53.69	74	-20.31	Vertical		
12909.700	38.82	13.32	37.78	38.23	53.57	74	-20.43	Vertical		
14916.940	41.15	14.83	38.91	35.38	53.17	74	-20.83	Vertical		
17100.000	42.92	17.23	36.25	28.46	53.14	74	-20.86	Vertical		
7432.914	36.33	9.81	36.91	41.77	51.55	74	-22.45	Horizontal		
8995.123	36.59	10.68	35.4	40.74	53.07	74	-20.93	Horizontal		
11400.000	38.02	12.32	35.48	38.22	53.75	74	-20.25	Horizontal		
13135.540	38.75	13.57	38.14	38.44	53.62	74	-20.38	Horizontal		
15221.820	41.34	15.03	38.66	34.42	52.97	74	-21.03	Horizontal		
17100.000	42.92	17.23	36.25	28.91	53.59	74	-20.41	Horizontal		

Test mode:		802.11a		Frequency(MHz):		5745		Remark:		Peak
Frequency (MHz)	Antenna Factor (dB/m)	Cable Loss (dB)	Preamp Factor (dB)	Read Level (dBuV)	Level (dBuV/m)	Limit Line (dBuV/m)	Over Limit (dB)	Polarization		
7242.052	36.40	9.68	37.08	43.08	52.69	74	-21.31	Vertical		
9285.710	37.12	10.84	35.26	40.61	53.82	74	-20.18	Vertical		
11490.000	38.09	12.33	35.50	37.36	52.98	74	-21.02	Vertical		
13404.010	38.64	13.97	38.40	38.15	53.26	74	-20.74	Vertical		
15177.890	41.34	14.99	38.70	35.07	53.52	74	-20.48	Vertical		
17235.000	43.08	17.60	36.18	27.95	53.19	74	-20.81	Vertical		
7368.741	36.35	9.76	36.97	43.06	52.76	74	-21.24	Horizontal		
9339.543	37.22	10.86	35.23	40.28	53.65	74	-20.35	Horizontal		
11490.000	38.09	12.33	35.50	37.31	52.93	74	-21.07	Horizontal		
12984.540	38.80	13.35	37.96	37.88	53.06	74	-20.94	Horizontal		
15221.820	41.34	15.03	38.66	34.42	52.97	74	-21.03	Horizontal		
17235.000	43.08	17.60	36.18	28.54	53.78	74	-20.22	Horizontal		



**SGS-CSTC Standards Technical Services Co., Ltd.**  
**Shenzhen Branch**

Report No.: SZEM170300153902

Page: 93 of 155

Test mode:		802.11a		Frequency(MHz):		5785		Remark:		Peak
Frequency (MHz)	Antenna Factor (dB/m)	Cable Loss (dB)	Preamp Factor (dB)	Read Level (dBuV)	Level (dBuV/m)	Limit Line (dBuV/m)	Over Limit (dB)	Polarization		
7411.461	36.33	9.79	36.93	41.89	51.63	74.00	-22.37	Vertical		
9530.432	37.51	10.98	35.13	39.05	52.97	74.00	-21.03	Vertical		
11570.000	38.17	12.34	35.51	37.66	53.38	74.00	-20.62	Vertical		
13135.540	38.75	13.57	38.14	38.00	53.18	74.00	-20.82	Vertical		
15488.110	41.4	15.24	38.36	33.73	52.95	74.00	-21.05	Vertical		
17355.000	43.23	17.93	36.12	27.70	53.45	74.00	-20.55	Vertical		
7305.122	36.38	9.72	37.03	41.99	51.64	74.00	-22.36	Horizontal		
9021.160	36.64	10.69	35.39	41.10	53.50	74.00	-20.50	Horizontal		
11570.000	38.17	12.34	35.51	37.99	53.71	74.00	-20.29	Horizontal		
13059.820	38.78	13.45	38.06	37.69	52.86	74.00	-21.14	Horizontal		
15046.850	41.31	14.89	38.85	35.58	53.70	74.00	-20.30	Horizontal		
17355.000	43.23	17.93	36.12	27.75	53.50	74.00	-20.50	Horizontal		

Test mode:		802.11a		Frequency(MHz):		5825		Remark:		Peak
Frequency (MHz)	Antenna Factor (dB/m)	Cable Loss (dB)	Preamp Factor (dB)	Read Level (dBuV)	Level (dBuV/m)	Limit Line (dBuV/m)	Over Limit (dB)	Polarization		
7242.052	36.4	9.68	37.08	42.96	52.57	74.00	-21.43	Vertical		
8663.404	36.2	10.43	35.74	42.44	53.83	74.00	-20.17	Vertical		
11650.000	38.25	12.35	35.53	37.96	53.78	74.00	-20.22	Vertical		
13097.620	38.76	13.51	38.10	38.25	53.43	74.00	-20.57	Vertical		
15759.050	41.3	15.45	38.07	33.68	53.41	74.00	-20.59	Vertical		
17475.000	43.37	18.25	36.06	27.13	53.42	74.00	-20.58	Vertical		
7138.144	36.44	9.61	37.18	42.69	52.20	74.00	-21.80	Horizontal		
8969.161	36.56	10.66	35.43	41.61	53.85	74.00	-20.15	Horizontal		
11650.000	38.25	12.35	35.53	36.17	51.99	74.00	-22.01	Horizontal		
13097.620	38.76	13.51	38.10	38.68	53.86	74.00	-20.14	Horizontal		
15398.830	41.38	15.17	38.46	33.91	52.91	74.00	-21.09	Horizontal		
17475.000	43.37	18.25	36.06	26.68	52.97	74.00	-21.03	Horizontal		



**SGS-CSTC Standards Technical Services Co., Ltd.**  
**Shenzhen Branch**

Report No.: SZEM170300153902

Page: 94 of 155

Test mode:		802.11n(HT20)		Frequency(MHz):		5180		Remark:		Peak
Frequency (MHz)	Antenna Factor (dB/m)	Cable Loss (dB)	Preamp Factor (dB)	Read Level (dBuV)	Level (dBuV/m)	Limit Line (dBuV/m)	Over Limit (dB)	Polarization		
7390.070	36.34	9.78	36.95	42.69	52.41	74.00	-21.59	Vertical		
8539.102	36.05	10.34	35.86	42.16	53.22	74.00	-20.78	Vertical		
10360.000	37.24	11.74	35.08	38.39	52.85	74.00	-21.15	Vertical		
12114.350	38.67	12.57	35.87	37.36	53.59	74.00	-20.41	Vertical		
15540.000	41.38	15.28	38.31	33.80	53.11	74.00	-20.89	Vertical		
17386.380	43.27	18.01	36.11	27.68	53.56	74.00	-20.44	Vertical		
7476.006	36.31	9.83	36.87	41.31	51.14	74.00	-22.86	Horizontal		
8891.725	36.47	10.6	35.51	40.74	52.76	74.00	-21.24	Horizontal		
10360.000	37.24	11.74	35.08	38.46	52.92	74.00	-21.08	Horizontal		
11975.100	38.58	12.40	35.60	37.17	53.39	74.00	-20.61	Horizontal		
15540.000	41.38	15.28	38.31	34.50	53.81	74.00	-20.19	Horizontal		
17793.09	43.93	19.09	35.90	24.40	52.81	74.00	-21.19	Horizontal		

Test mode:		802.11n(HT20)		Frequency(MHz):		5220		Remark:		Peak
Frequency (MHz)	Antenna Factor (dB/m)	Cable Loss (dB)	Preamp Factor (dB)	Read Level (dBuV)	Level (dBuV/m)	Limit Line (dBuV/m)	Over Limit (dB)	Polarization		
7096.999	36.46	9.58	37.21	41.88	51.37	74.00	-22.63	Vertical		
8891.725	36.47	10.6	35.51	40.22	52.24	74.00	-21.76	Vertical		
10440	37.16	11.81	35.12	38.78	53.18	74.00	-20.82	Vertical		
12114.35	38.67	12.57	35.87	36.76	52.99	74.00	-21.01	Vertical		
15660	41.34	15.38	38.17	33.43	52.99	74.00	-21.01	Vertical		
17436.71	43.33	18.14	36.08	27.42	53.5	74.00	-20.5	Vertical		
7200.309	36.42	9.65	37.12	42.46	52.03	74.00	-21.97	Horizontal		
8891.725	36.47	10.6	35.51	41.13	53.15	74.00	-20.85	Horizontal		
10440	37.16	11.81	35.12	38.89	53.29	74.00	-20.71	Horizontal		
12724.47	38.85	13.24	37.34	37.19	52.89	74.00	-21.11	Horizontal		
15660	41.34	15.38	38.17	33.48	53.04	74.00	-20.96	Horizontal		
17436.71	43.33	18.14	36.08	27.21	53.29	74.00	-20.71	Horizontal		



**SGS-CSTC Standards Technical Services Co., Ltd.**  
**Shenzhen Branch**

Report No.: SZEM170300153902

Page: 95 of 155

Test mode:		802.11n(HT20)		Frequency(MHz):		5240		Remark:		Peak
Frequency (MHz)	Antenna Factor (dB/m)	Cable Loss (dB)	Preamp Factor (dB)	Read Level (dBuV)	Level (dBuV/m)	Limit Line (dBuV/m)	Over Limit (dB)	Polarization		
7242.052	36.4	9.68	37.08	42.41	52.02	74	-21.98	Vertical		
9021.160	36.64	10.69	35.39	40.33	52.73	74	-21.27	Vertical		
10480.000	37.12	11.84	35.14	38.77	53.13	74	-20.87	Vertical		
12469.610	38.88	13.10	36.73	37.37	53.53	74	-20.47	Vertical		
15720.000	41.31	15.42	38.11	33.62	53.27	74	-20.73	Vertical		
17386.380	43.27	18.01	36.11	26.91	52.79	74	-21.21	Vertical		
7138.144	36.44	9.61	37.18	42.10	51.61	74	-22.39	Horizontal		
8866.062	36.44	10.58	35.53	40.49	52.45	74	-21.55	Horizontal		
10480.000	37.12	11.84	35.14	38.90	53.26	74	-20.74	Horizontal		
12433.620	38.86	13.04	36.64	37.37	53.54	74	-20.46	Horizontal		
15720.000	41.31	15.42	38.11	33.65	53.30	74	-20.70	Horizontal		
17436.710	43.33	18.14	36.08	27.23	53.31	74	-20.69	Horizontal		

Test mode:		802.11n(HT20)		Frequency(MHz):		5260		Remark:		Peak
Frequency (MHz)	Antenna Factor (dB/m)	Cable Loss (dB)	Preamp Factor (dB)	Read Level (dBuV)	Level (dBuV/m)	Limit Line (dBuV/m)	Over Limit (dB)	Polarization		
7179.527	36.43	9.63	37.14	42.31	51.86	74	-22.14	Vertical		
8588.607	36.11	10.38	35.81	41.42	52.62	74	-21.38	Vertical		
1052.000	37.12	11.88	35.16	38.81	53.19	74	-20.81	Vertical		
12835.290	38.83	13.29	37.60	37.52	53.01	74	-20.99	Vertical		
15780.000	41.29	15.47	38.04	33.15	52.93	74	-21.07	Vertical		
17136.920	42.97	17.33	36.23	28.88	53.72	74	-20.28	Vertical		
7454.429	36.32	9.82	36.89	42.43	52.23	74	-21.77	Horizontal		
8713.630	36.26	10.47	35.69	41.23	52.76	74	-21.24	Horizontal		
10520.000	37.12	11.88	35.16	38.66	53.04	74	-20.96	Horizontal		
12651.130	38.87	13.21	37.16	37.49	53.35	74	-20.65	Horizontal		
15780.000	41.29	15.47	38.04	33.28	53.06	74	-20.94	Horizontal		
17386.380	43.27	18.01	36.11	27.43	53.31	74	-20.69	Horizontal		



**SGS-CSTC Standards Technical Services Co., Ltd.**  
**Shenzhen Branch**

Report No.: SZEM170300153902

Page: 96 of 155

Test mode:		802.11n(HT20)		Frequency(MHz):		5300		Remark:		Peak
Frequency (MHz)	Antenna Factor (dB/m)	Cable Loss (dB)	Preamp Factor (dB)	Read Level (dBuV)	Level (dBuV/m)	Limit Line (dBuV/m)	Over Limit (dB)	Polarization		
7200.309	36.42	9.65	37.12	42.94	52.51	74	-21.49	Vertical		
8814.957	36.38	10.55	35.59	41.36	53.18	74	-20.82	Vertical		
10600.000	37.22	11.94	35.20	39.08	53.57	74	-20.43	Vertical		
12687.750	38.86	13.22	37.25	37.46	53.24	74	-20.76	Vertical		
15900.000	41.24	15.56	37.91	33.08	53.05	74	-20.95	Vertical		
17844.590	44.02	19.22	35.88	23.98	52.72	74	-21.28	Vertical		
7200.309	36.42	9.65	37.12	42.01	51.58	74	-22.42	Horizontal		
9126.063	36.83	10.75	35.34	40.93	53.65	74	-20.35	Horizontal		
10600.000	37.22	11.94	35.20	39.01	53.50	74	-20.50	Horizontal		
12835.290	38.83	13.29	37.60	37.29	52.78	74	-21.22	Horizontal		
15900.000	41.24	15.56	37.91	33.15	53.12	74	-20.88	Horizontal		
17336.200	43.21	17.87	36.13	27.15	52.82	74	-21.18	Horizontal		

Test mode:		802.11n(HT20)		Frequency(MHz):		5320		Remark:		Peak
Frequency (MHz)	Antenna Factor (dB/m)	Cable Loss (dB)	Preamp Factor (dB)	Read Level (dBuV)	Level (dBuV/m)	Limit Line (dBuV/m)	Over Limit (dB)	Polarization		
7179.527	36.43	9.63	37.14	42.19	51.74	74	-22.26	Vertical		
8917.462	36.50	10.62	35.48	40.86	52.96	74	-21.04	Vertical		
10640.000	37.27	11.97	35.22	38.64	53.18	74	-20.82	Vertical		
12326.270	38.80	12.89	36.38	36.88	53.08	74	-20.92	Vertical		
15960.000	41.22	15.61	37.84	33.52	53.58	74	-20.42	Vertical		
17386.380	43.27	18.01	36.11	26.81	52.69	74	-21.31	Vertical		
7368.741	36.35	9.76	36.97	41.47	51.17	74	-22.83	Horizontal		
8866.062	36.44	10.58	35.53	41.10	53.06	74	-20.94	Horizontal		
10640.000	37.27	11.97	35.22	39.19	53.73	74	-20.27	Horizontal		
12219.850	38.73	12.73	36.13	37.22	53.43	74	-20.57	Horizontal		
15960.000	41.22	15.61	37.84	33.41	53.47	74	-20.53	Horizontal		
17588.560	43.56	18.55	36.01	26.03	53.06	74	-20.94	Horizontal		





**SGS-CSTC Standards Technical Services Co., Ltd.**  
**Shenzhen Branch**

Report No.: SZEM170300153902

Page: 97 of 155

Test mode:		802.11n(HT20)		Frequency(MHz):		5500		Remark:		Peak
Frequency (MHz)	Antenna Factor (dB/m)	Cable Loss (dB)	Preamp Factor (dB)	Read Level (dBuV)	Level (dBuV/m)	Limit Line (dBuV/m)	Over Limit (dB)	Polarization		
7368.741	36.35	9.76	36.97	42.27	51.97	74	-22.03	Vertical		
8688.480	36.23	10.45	35.71	41.68	53.15	74	-20.85	Vertical		
11000.000	37.70	12.26	35.40	37.77	52.88	74	-21.12	Vertical		
12149.420	38.69	12.62	35.96	36.49	52.70	74	-21.30	Vertical		
14873.890	41.08	14.82	38.91	35.86	53.56	74	-20.44	Vertical		
16500.000	42.70	16.03	37.05	30.95	53.56	74	-20.44	Vertical		
7179.527	36.43	9.63	37.14	41.63	51.18	74	-22.82	Horizontal		
9021.160	36.64	10.69	35.39	40.26	52.66	74	-21.34	Horizontal		
11000.000	37.7	12.26	35.40	38.13	53.24	74	-20.76	Horizontal		
12361.950	38.82	12.94	36.47	37.40	53.59	74	-20.41	Horizontal		
14873.890	41.08	14.82	38.91	35.34	53.04	74	-20.96	Horizontal		
16500.000	42.70	16.03	37.05	30.51	53.12	74	-20.88	Horizontal		

Test mode:		802.11n(HT20)		Frequency(MHz):		5600		Remark:		Peak
Frequency (MHz)	Antenna Factor (dB/m)	Cable Loss (dB)	Preamp Factor (dB)	Read Level (dBuV)	Level (dBuV/m)	Limit Line (dBuV/m)	Over Limit (dB)	Polarization		
7263.015	36.39	9.69	37.06	42.33	51.95	74	-22.05	Vertical		
9232.187	37.02	10.81	35.28	39.27	52.32	74	-21.68	Vertical		
11200.000	37.86	12.29	35.44	37.99	53.31	74	-20.69	Vertical		
12651.130	38.87	13.21	37.16	37.06	52.92	74	-21.08	Vertical		
15134.080	41.33	14.96	38.75	34.71	53.06	74	-20.94	Vertical		
16800.000	42.76	16.59	36.6	29.76	53.36	74	-20.64	Vertical		
7096.999	36.46	9.58	37.21	43.43	52.92	74	-21.08	Horizontal		
9099.724	36.78	10.74	35.35	40.16	52.81	74	-21.19	Horizontal		
11200.000	37.86	12.29	35.44	37.67	52.99	74	-21.01	Horizontal		
12361.950	38.82	12.94	36.47	37.4	53.59	74	-20.41	Horizontal		
14873.890	41.08	14.82	38.91	35.13	52.83	74	-21.17	Horizontal		
16800.000	42.76	16.59	36.6	30.22	53.82	74	-20.18	Horizontal		



**SGS-CSTC Standards Technical Services Co., Ltd.**  
**Shenzhen Branch**

Report No.: SZEM170300153902

Page: 98 of 155

Test mode:		802.11n(HT20)		Frequency(MHz):		5700		Remark:		Peak
Frequency (MHz)	Antenna Factor (dB/m)	Cable Loss (dB)	Preamp Factor (dB)	Read Level (dBuV)	Level (dBuV/m)	Limit Line (dBuV/m)	Over Limit (dB)	Polarization		
7179.527	36.43	9.63	37.14	42.30	51.85	74	-22.15	Vertical		
8891.725	36.47	10.60	35.51	41.39	53.41	74	-20.59	Vertical		
11400.000	38.02	12.32	35.48	37.55	53.08	74	-20.92	Vertical		
12872.440	38.83	13.30	37.69	37.51	52.92	74	-21.08	Vertical		
15532.940	41.39	15.28	38.31	34.00	53.32	74	-20.68	Vertical		
17100.000	42.92	17.23	36.25	28.87	53.55	74	-20.45	Vertical		
7179.527	36.43	9.63	37.14	41.09	50.64	74	-23.36	Horizontal		
9178.972	36.93	10.78	35.31	39.36	52.25	74	-21.75	Horizontal		
11400.000	38.02	12.32	35.48	37.89	53.42	74	-20.58	Horizontal		
13097.620	38.76	13.51	38.10	37.95	53.13	74	-20.87	Horizontal		
15443.410	41.39	15.21	38.41	33.51	52.63	74	-21.37	Horizontal		
17100.000	42.92	17.23	36.25	28.22	52.90	74	-21.10	Horizontal		

Test mode:		802.11n(HT20)		Frequency(MHz):		5745		Remark:		Peak
Frequency (MHz)	Antenna Factor (dB/m)	Cable Loss (dB)	Preamp Factor (dB)	Read Level (dBuV)	Level (dBuV/m)	Limit Line (dBuV/m)	Over Limit (dB)	Polarization		
7200.309	36.42	9.65	37.12	42.11	51.68	74	-22.32	Vertical		
8840.473	36.41	10.56	35.56	40.4	52.28	74	-21.72	Vertical		
11490.000	38.09	12.33	35.5	37.32	52.94	74	-21.06	Vertical		
12872.440	38.83	13.30	37.69	37.64	53.05	74	-20.95	Vertical		
15354.390	41.37	15.14	38.51	33.68	52.57	74	-21.43	Vertical		
17235.000	43.08	17.60	36.18	28.27	53.51	74	-20.49	Vertical		
7076.516	36.47	9.56	37.23	42.86	52.33	74	-21.67	Horizontal		
8638.399	36.17	10.41	35.76	40.65	51.98	74	-22.02	Horizontal		
11490.000	38.09	12.33	35.50	38.03	53.65	74	-20.35	Horizontal		
13211.690	38.71	13.68	38.21	37.78	52.93	74	-21.07	Horizontal		
15577.900	41.37	15.31	38.26	33.95	53.35	74	-20.65	Horizontal		
17235.000	43.08	17.60	36.18	27.96	53.20	74	-20.80	Horizontal		



**SGS-CSTC Standards Technical Services Co., Ltd.**  
**Shenzhen Branch**

Report No.: SZEM170300153902

Page: 99 of 155

Test mode:		802.11n(HT20)		Frequency(MHz):		5785		Remark:		Peak
Frequency (MHz)	Antenna Factor (dB/m)	Cable Loss (dB)	Preamplifier Factor (dB)	Read Level (dBuV)	Level (dBuV/m)	Limit Line (dBuV/m)	Over Limit (dB)	Polarization		
7200.309	36.42	9.65	37.12	42.11	51.68	74	-22.32	Vertical		
8969.161	36.56	10.66	35.43	40.76	53.00	74	-21.00	Vertical		
11570.000	38.17	12.34	35.51	37.31	53.03	74	-20.97	Vertical		
13097.620	38.76	13.51	38.10	37.63	52.81	74	-21.19	Vertical		
15759.050	41.30	15.45	38.07	33.25	52.98	74	-21.02	Vertical		
17355.000	43.23	17.93	36.12	27.48	53.23	74	-20.77	Vertical		
7076.516	36.47	9.56	37.23	42.34	51.81	74	-22.19	Horizontal		
8917.462	36.50	10.62	35.48	40.73	52.83	74	-21.17	Horizontal		
11570.000	38.17	12.34	35.51	38.11	53.83	74	-20.17	Horizontal		
13481.720	38.61	14.08	38.48	37.59	52.67	74	-21.33	Horizontal		
15804.660	41.28	15.49	38.01	33.19	53.02	74	-20.98	Horizontal		
17355.000	43.23	17.93	36.12	27.43	53.18	74	-20.82	Horizontal		

Test mode:		802.11n(HT20)		Frequency(MHz):		5825		Remark:		Peak
Frequency (MHz)	Antenna Factor (dB/m)	Cable Loss (dB)	Preamplifier Factor (dB)	Read Level (dBuV)	Level (dBuV/m)	Limit Line (dBuV/m)	Over Limit (dB)	Polarization		
7263.015	36.39	9.69	37.06	41.62	51.24	74	-22.76	Vertical		
8738.852	36.29	10.49	35.66	40.70	52.31	74	-21.69	Vertical		
11650.000	38.25	12.35	35.53	37.76	53.58	74	-20.42	Vertical		
13520.740	38.63	14.13	38.52	37.60	52.70	74	-21.30	Vertical		
15398.830	41.38	15.17	38.46	34.18	53.18	74	-20.82	Vertical		
17475.000	43.37	18.25	36.06	27.49	53.78	74	-20.22	Vertical		
7390.070	36.34	9.78	36.95	41.83	51.55	74	-22.45	Horizontal		
9312.588	37.17	10.85	35.24	40.13	53.43	74	-20.57	Horizontal		
11650.000	38.25	12.35	35.53	37.76	53.58	74	-20.42	Horizontal		
13288.280	38.68	13.80	38.29	38.50	53.63	74	-20.37	Horizontal		
15398.830	41.38	15.17	38.46	33.87	52.87	74	-21.13	Horizontal		
17475.000	43.37	18.25	36.06	26.76	53.05	74	-20.95	Horizontal		



**SGS-CSTC Standards Technical Services Co., Ltd.**  
**Shenzhen Branch**

Report No.: SZEM170300153902

Page: 100 of 155

Test mode:		802.11n(HT40)		Frequency(MHz):		5190		Remark:		Peak
Frequency (MHz)	Antenna Factor (dB/m)	Cable Loss (dB)	Preamp Factor (dB)	Read Level (dBuV)	Level (dBuV/m)	Limit Line (dBuV/m)	Over Limit (dB)	Polarization		
7076.516	36.47	9.56	37.23	42.47	51.94	74	-22.06	Vertical		
8917.462	36.50	10.62	35.48	41.29	53.39	74	-20.61	Vertical		
10380.000	37.22	11.76	35.09	38.40	52.85	74	-21.15	Vertical		
11803.280	38.41	12.37	35.56	37.01	53.03	74	-20.97	Vertical		
15570.000	41.37	15.31	38.27	34.31	53.70	74	-20.30	Vertical		
17436.710	43.33	18.14	36.08	26.66	52.74	74	-21.26	Vertical		
7242.052	36.40	9.68	37.08	41.92	51.53	74	-22.47	Horizontal		
8539.102	36.05	10.34	35.86	41.40	52.46	74	-21.54	Horizontal		
10380.000	37.22	11.76	35.09	38.51	52.96	74	-21.04	Horizontal		
12326.270	38.80	12.89	36.38	36.66	52.86	74	-21.14	Horizontal		
15570.000	41.37	15.31	38.27	34.24	53.63	74	-20.37	Horizontal		
17336.200	43.21	17.87	36.13	26.98	52.65	74	-21.35	Horizontal		

Test mode:		802.11n(HT40)		Frequency(MHz):		5230		Remark:		Peak
Frequency (MHz)	Antenna Factor (dB/m)	Cable Loss (dB)	Preamp Factor (dB)	Read Level (dBuV)	Level (dBuV/m)	Limit Line (dBuV/m)	Over Limit (dB)	Polarization		
7200.309	36.42	9.65	37.12	42.76	52.33	74	-21.67	Vertical		
9021.160	36.64	10.69	35.39	39.99	52.39	74	-21.61	Vertical		
10460.000	37.14	11.83	35.13	38.81	53.20	74	-20.80	Vertical		
12361.950	38.82	12.94	36.47	37.23	53.42	74	-20.58	Vertical		
15690.000	41.32	15.40	38.14	33.39	52.99	74	-21.01	Vertical		
17588.560	43.56	18.55	36.01	26.21	53.24	74	-20.76	Vertical		
7221.150	36.41	9.66	37.10	42.12	51.70	74	-22.30	Horizontal		
9073.460	36.74	10.72	35.36	41.06	53.63	74	-20.37	Horizontal		
10460.000	37.14	11.83	35.13	38.87	53.26	74	-20.74	Horizontal		
12614.610	38.88	13.19	37.08	37.58	53.51	74	-20.49	Horizontal		
15690.000	41.32	15.40	38.14	33.87	53.47	74	-20.53	Horizontal		
17896.250	44.12	19.36	35.85	24.36	53.46	74	-20.54	Horizontal		



**SGS-CSTC Standards Technical Services Co., Ltd.**  
**Shenzhen Branch**

Report No.: SZEM170300153902

Page: 101 of 155

Test mode:		802.11n(HT40)		Frequency(MHz):		5270		Remark:		Peak
Frequency (MHz)	Antenna Factor (dB/m)	Cable Loss (dB)	Preamp Factor (dB)	Read Level (dBuV)	Level (dBuV/m)	Limit Line (dBuV/m)	Over Limit (dB)	Polarization		
7200.309	36.42	9.65	37.12	42.76	52.33	74	-21.67	Vertical		
8917.462	36.50	10.62	35.48	40.68	52.78	74	-21.22	Vertical		
10540.000	37.15	11.89	35.17	38.42	52.83	74	-21.17	Vertical		
12361.950	38.82	12.94	36.47	37.23	53.42	74	-20.58	Vertical		
15810.000	41.28	15.49	38.01	33.45	53.28	74	-20.72	Vertical		
17386.380	43.27	18.01	36.11	27.48	53.36	74	-20.64	Vertical		
7497.646	36.30	9.85	36.85	42.03	51.89	74	-22.11	Horizontal		
8866.062	36.44	10.58	35.53	41.20	53.16	74	-20.84	Horizontal		
10540.000	37.15	11.89	35.17	38.17	52.58	74	-21.42	Horizontal		
12872.440	38.83	13.30	37.69	38.21	53.62	74	-20.38	Horizontal		
15810.000	41.28	15.49	38.01	33.92	53.75	74	-20.25	Horizontal		
17639.470	43.65	18.68	35.98	25.95	53.32	74	-20.68	Horizontal		

Test mode:		802.11n(HT40)		Frequency(MHz):		5310		Remark:		Peak
Frequency (MHz)	Antenna Factor (dB/m)	Cable Loss (dB)	Preamp Factor (dB)	Read Level (dBuV)	Level (dBuV/m)	Limit Line (dBuV/m)	Over Limit (dB)	Polarization		
7158.806	36.43	9.62	37.16	41.78	51.31	74	-22.69	Vertical		
8713.630	36.26	10.47	35.69	40.40	51.93	74	-22.07	Vertical		
10620.000	37.25	11.96	35.21	39.32	53.85	74	-20.15	Vertical		
12326.270	38.80	12.89	36.38	36.64	52.84	74	-21.16	Vertical		
15930.000	41.23	15.59	37.88	33.44	53.45	74	-20.55	Vertical		
17793.090	43.93	19.09	35.9	24.46	52.87	74	-21.13	Vertical		
7158.806	36.43	9.62	37.16	42.32	51.85	74	-22.15	Horizontal		
8995.123	36.59	10.68	35.4	40.94	53.27	74	-20.73	Horizontal		
10620.000	37.25	11.96	35.21	38.96	53.49	74	-20.51	Horizontal		
12578.210	38.88	13.17	36.99	37.24	53.23	74	-20.77	Horizontal		
15930.000	41.23	15.59	37.88	33.55	53.56	74	-20.44	Horizontal		
17896.250	44.12	19.36	35.85	24.09	53.19	74	-20.81	Horizontal		



**SGS-CSTC Standards Technical Services Co., Ltd.**  
**Shenzhen Branch**

Report No.: SZEM170300153902

Page: 102 of 155

Test mode:		802.11n(HT40)		Frequency(MHz):		5510		Remark:		Peak
Frequency (MHz)	Antenna Factor (dB/m)	Cable Loss (dB)	Preamp Factor (dB)	Read Level (dBuV)	Level (dBuV/m)	Limit Line (dBuV/m)	Over Limit (dB)	Polarization		
7476.006	36.31	9.83	36.87	42.68	52.51	74	-21.49	Vertical		
9366.577	37.26	10.88	35.22	39.91	53.36	74	-20.64	Vertical		
11020.000	37.72	12.26	35.40	38.65	53.79	74	-20.21	Vertical		
12687.750	38.86	13.22	37.25	37.21	52.99	74	-21.01	Vertical		
14745.470	40.85	14.79	38.93	35.37	52.74	74	-21.26	Vertical		
16530.000	42.71	16.09	37.01	31.02	53.73	74	-20.27	Vertical		
7411.461	36.33	9.79	36.93	43.13	52.87	74	-21.13	Horizontal		
8866.062	36.44	10.58	35.53	40.05	52.01	74	-21.99	Horizontal		
11020.000	37.72	12.26	35.40	37.82	52.96	74	-21.04	Horizontal		
12724.470	38.85	13.24	37.34	37.32	53.02	74	-20.98	Horizontal		
15221.820	41.34	15.03	38.66	34.39	52.94	74	-21.06	Horizontal		
16530.000	42.71	16.09	37.01	30.77	53.48	74	-20.52	Horizontal		

Test mode:		802.11n(HT40)		Frequency(MHz):		5590		Remark:		Peak
Frequency (MHz)	Antenna Factor (dB/m)	Cable Loss (dB)	Preamp Factor (dB)	Read Level (dBuV)	Level (dBuV/m)	Limit Line (dBuV/m)	Over Limit (dB)	Polarization		
7368.741	36.35	9.76	36.97	41.97	51.67	74	-22.33	Vertical		
8764.146	36.32	10.51	35.64	40.88	52.56	74	-21.44	Vertical		
11180.000	37.85	12.29	35.44	38.51	53.82	74	-20.18	Vertical		
12947.070	38.81	13.34	37.87	38.24	53.51	74	-20.49	Vertical		
15134.080	41.33	14.96	38.75	35.02	53.37	74	-20.63	Vertical		
16770.000	42.75	16.54	36.65	29.84	53.34	74	-20.66	Vertical		
7221.150	36.41	9.66	37.10	43.01	52.59	74	-21.41	Horizontal		
9178.972	36.93	10.78	35.31	40.75	53.64	74	-20.36	Horizontal		
11180.000	37.85	12.29	35.44	38.20	53.51	74	-20.49	Horizontal		
13059.820	38.78	13.45	38.06	37.58	52.75	74	-21.25	Horizontal		
15221.820	41.34	15.03	38.66	34.69	53.24	74	-20.76	Horizontal		
16770.000	42.75	16.54	36.65	29.96	53.46	74	-20.54	Horizontal		



**SGS-CSTC Standards Technical Services Co., Ltd.**  
**Shenzhen Branch**

Report No.: SZEM170300153902

Page: 103 of 155

Test mode:		802.11n(HT40)		Frequency(MHz):		5670		Remark:		Peak
Frequency (MHz)	Antenna Factor (dB/m)	Cable Loss (dB)	Preamp Factor (dB)	Read Level (dBuV)	Level (dBuV/m)	Limit Line (dBuV/m)	Over Limit (dB)	Polarization		
7179.527	36.43	9.63	37.14	42.46	52.01	74	-21.99	Vertical		
9285.710	37.12	10.84	35.26	40.19	53.40	74	-20.60	Vertical		
11340.000	37.97	12.31	35.47	37.78	53.24	74	-20.76	Vertical		
12761.300	38.85	13.26	37.43	37.45	53.09	74	-20.91	Vertical		
14873.890	41.08	14.82	38.91	35.36	53.06	74	-20.94	Vertical		
17010.000	42.81	16.99	36.29	28.86	53.17	74	-20.83	Vertical		
7200.309	36.42	9.65	37.12	41.74	51.31	74	-22.69	Horizontal		
8995.123	36.59	10.68	35.40	40.82	53.15	74	-20.85	Horizontal		
11340.000	37.97	12.31	35.47	38.19	53.65	74	-20.35	Horizontal		
12541.900	38.89	13.16	36.9	37.67	53.74	74	-20.26	Horizontal		
14830.960	41.00	14.81	38.92	35.41	52.99	74	-21.01	Horizontal		
17010.000	42.81	16.99	36.29	29.11	53.42	74	-20.58	Horizontal		

Test mode:		802.11n(HT40)		Frequency(MHz):		5755		Remark:		Peak
Frequency (MHz)	Antenna Factor (dB/m)	Cable Loss (dB)	Preamp Factor (dB)	Read Level (dBuV)	Level (dBuV/m)	Limit Line (dBuV/m)	Over Limit (dB)	Polarization		
7200.309	36.42	9.65	37.12	42.15	51.72	74	-22.28	Vertical		
8613.468	36.14	10.40	35.79	40.89	52.15	74	-21.85	Vertical		
11510.000	38.11	12.33	35.50	37.47	53.12	74	-20.88	Vertical		
13249.930	38.70	13.74	38.25	38.16	53.31	74	-20.69	Vertical		
15221.820	41.34	15.03	38.66	34.19	52.74	74	-21.26	Vertical		
17265.000	43.12	17.68	36.17	28.15	53.52	74	-20.48	Vertical		
7326.267	36.37	9.73	37.01	42.19	51.86	74	-22.14	Horizontal		
8943.274	36.53	10.64	35.46	40.77	52.93	74	-21.07	Horizontal		
11510.000	38.11	12.33	35.50	37.86	53.51	74	-20.49	Horizontal		
12872.440	38.83	13.30	37.69	38.00	53.41	74	-20.59	Horizontal		
15177.890	41.34	14.99	38.7	35.06	53.51	74	-20.49	Horizontal		
17265.000	43.12	17.68	36.17	27.51	52.88	74	-21.12	Horizontal		



**SGS-CSTC Standards Technical Services Co., Ltd.**  
**Shenzhen Branch**

Report No.: SZEM170300153902

Page: 104 of 155

Test mode:		802.11n(HT40)		Frequency(MHz):		5795		Remark:		Peak
Frequency (MHz)	Antenna Factor (dB/m)	Cable Loss (dB)	Preamp Factor (dB)	Read Level (dBuV)	Level (dBuV/m)	Limit Line (dBuV/m)	Over Limit (dB)	Polarization		
7432.914	36.33	9.81	36.91	42.03	51.81	74	-22.19	Vertical		
9232.187	37.02	10.81	35.28	40.20	53.25	74	-20.75	Vertical		
11590.000	38.19	12.34	35.52	37.75	53.49	74	-20.51	Vertical		
12947.070	38.81	13.34	37.87	37.94	53.21	74	-20.79	Vertical		
15046.850	41.31	14.89	38.85	34.75	52.87	74	-21.13	Vertical		
17385.000	43.26	18.01	36.11	27.87	53.74	74	-20.26	Vertical		
7221.150	36.41	9.66	37.10	42.09	51.67	74	-22.33	Horizontal		
9312.588	37.17	10.85	35.24	39.22	52.52	74	-21.48	Horizontal		
11590.000	38.19	12.34	35.52	37.79	53.53	74	-20.47	Horizontal		
13173.560	38.73	13.62	38.17	38.27	53.44	74	-20.56	Horizontal		
15577.900	41.37	15.31	38.26	33.62	53.02	74	-20.98	Horizontal		
17385.000	43.26	18.01	36.11	27.64	53.51	74	-20.49	Horizontal		

**Remark:**

1) The field strength is calculated by adding the Antenna Factor, Cable Factor & Preamplifier. The basic equation with a sample calculation is as follows:

Final Test Level = Receiver Reading + Antenna Factor + Cable Factor – Preamplifier Factor

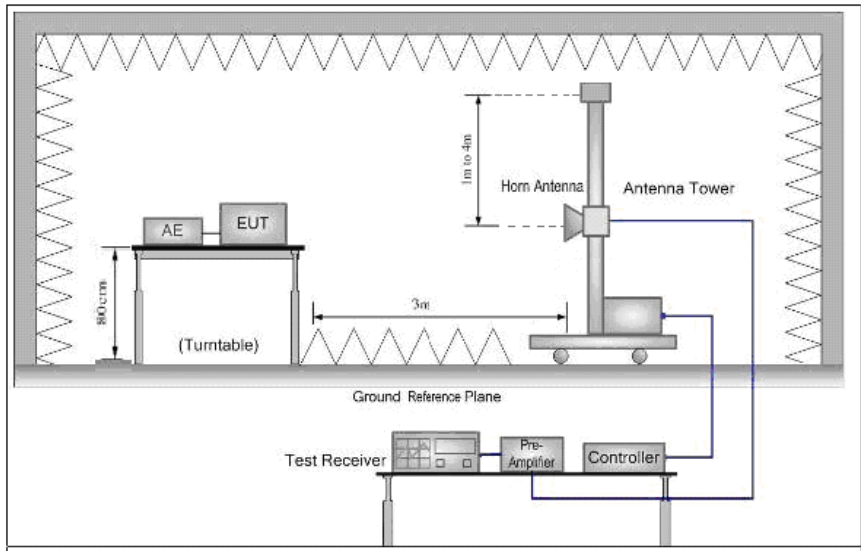
2) Scan from 9kHz to 25GHz, The disturbance above 13GHz and below 30MHz was very low, and the above harmonics were the highest point could be found when testing, so only the above harmonics had been displayed. The amplitude of spurious emissions from the radiator which are attenuated more than 20dB below the limit need not be reported .

3) As shown in this section, for frequencies above 1GHz, the field strength limits are based on average limits. However, the peak field strength of any emission shall not exceed the maximum permitted average limits specified above by more than 20 dB under any condition of modulation. So, only the peak measurements were shown in the report.



### 6.8 Restricted bands around fundamental frequency

Test Requirement:	47 CFR Part 15 Section 15.407(b)		
Test Method:	ANSI C63.10: 2013		
Test Site:	Measurement Distance: 3m (Semi-Anechoic Chamber)		
Limit:	Frequency	Limit (dBuV/m @3m)	Remark
	30MHz-88MHz	40.0	Quasi-peak Value
	88MHz-216MHz	43.5	Quasi-peak Value
	216MHz-960MHz	46.0	Quasi-peak Value
	960MHz-1GHz	54.0	Quasi-peak Value
	Above 1GHz	54.0	Average Value
		74.0	Peak Value
Test Setup:			



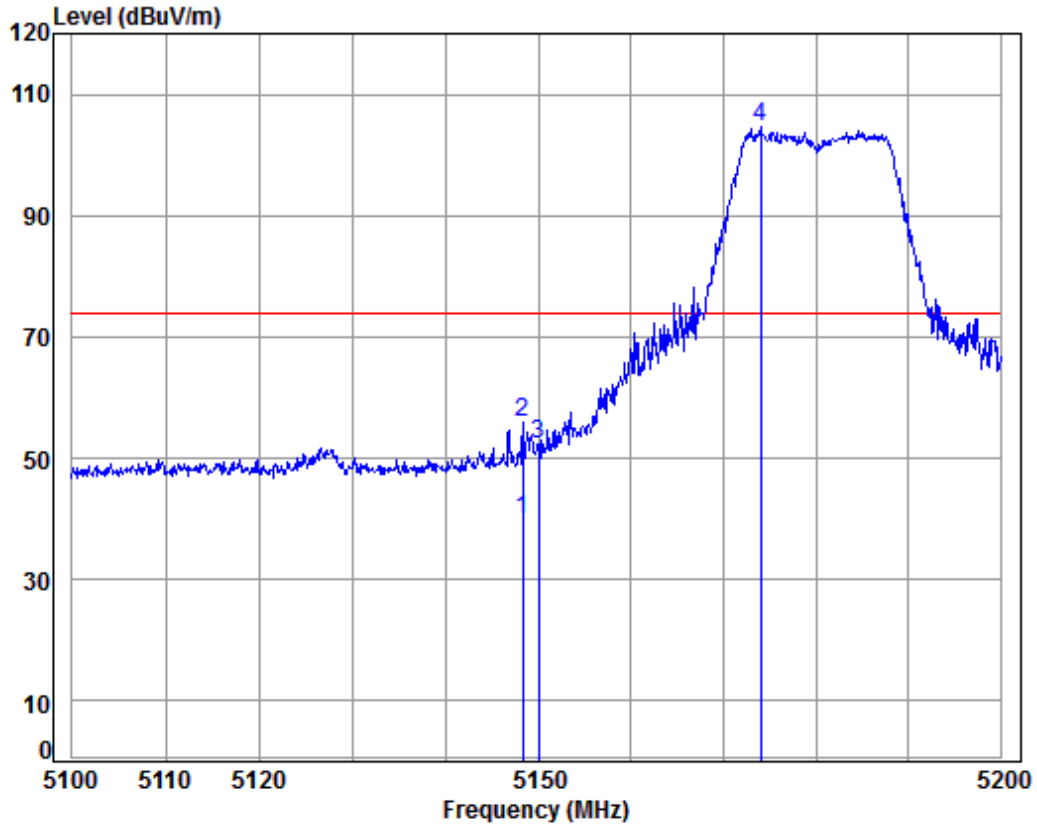


Test Procedure:	<ol style="list-style-type: none"><li>a. The EUT was placed on the top of a rotating table 0.8 meters above the ground at a 3 meter semi-anechoic chamber. The table was rotated 360 degrees to determine the position of the highest radiation.</li><li>b. The EUT was set 3 meters away from the interference-receiving antenna, which was mounted on the top of a variable-height antenna tower.</li><li>c. The antenna height is varied from one meter to four meters above the ground to determine the maximum value of the field strength. Both horizontal and vertical polarizations of the antenna are set to make the measurement.</li><li>d. For each suspected emission, the EUT was arranged to its worst case and then the antenna was tuned to heights from 1 meter to 4 meters and the rotatable table was turned from 0 degrees to 360 degrees to find the maximum reading.</li><li>e. The test-receiver system was set to Peak Detect Function and Specified Bandwidth with Maximum Hold Mode.</li><li>f. Place a marker at the end of the restricted band closest to the transmit frequency to show compliance. Also measure any emissions in the restricted bands. Save the spectrum analyzer plot. Repeat for each power and modulation for lowest and highest channel</li><li>g. Test the EUT in the outermost channels.</li><li>h. The radiation measurements are performed in X, Y, Z axis positioning for Transmitting mode, And found the X axis positioning which it is worse case.</li><li>i. Repeat above procedures until all frequencies measured was complete.</li></ol>
Exploratory Test Mode:	Transmitting with all kind of modulations, data rates.
Final Test Mode:	Through Pre-scan, find the 6Mbps of rate is the worst case of 802.11a; MCS0 of rate is the worst case of 802.11n(HT20); MCS0 of rate is the worst case of 802.11n(HT40); Only the worst case is recorded in the report.
Instruments Used:	Refer to section 5.10 for details
Test Results:	Pass



Test plot as follows:

Test mode:	802.11a	Frequency(MHz):	5180	Vertical
------------	---------	-----------------	------	----------

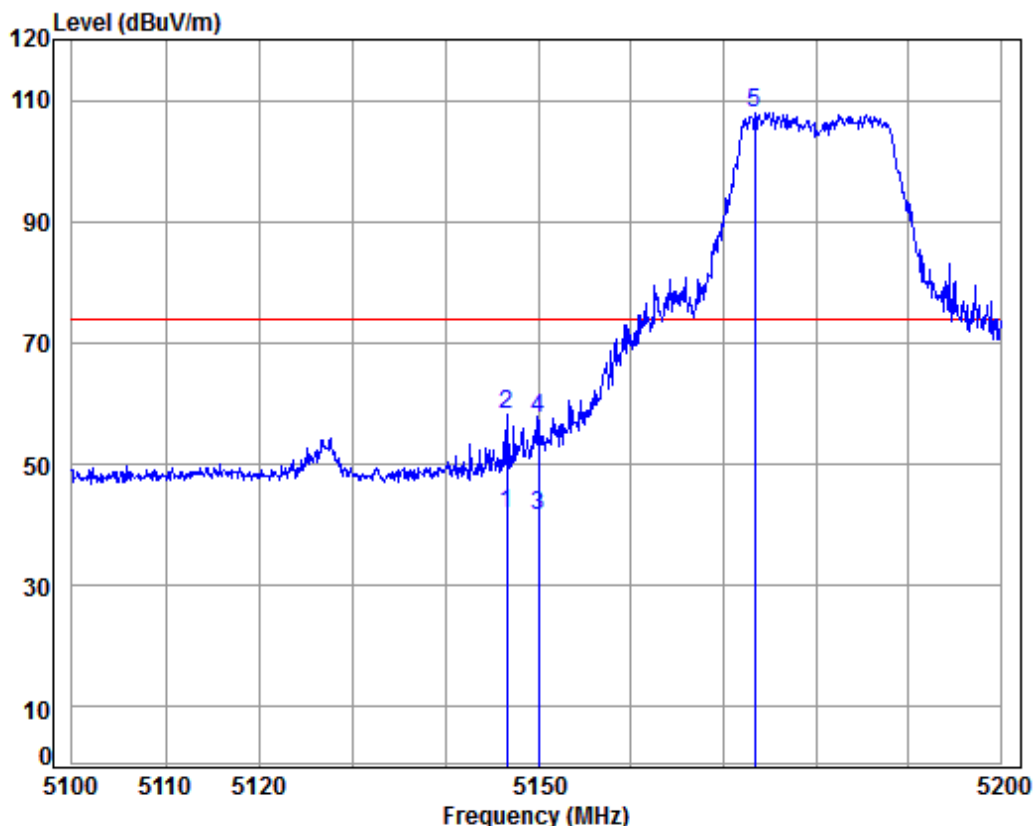


Condition: 3m Vertical  
Job No: : 01539RG  
Mode: : 5180 Band edge  
: A20

		Cable	Ant	Preamp	Read	Limit	Over		
	Freq	Loss	Factor	Factor	Level	Line	Limit	Remark	
	MHz	dB	dB/m	dB	dBuV	dBuV/m	dBuV/m	dB	
1	av 5148.357	8.08	34.47	38.47	35.86	39.94	54.00	-14.06	Average
2	5148.357	8.08	34.47	38.47	51.89	55.97	74.00	-18.03	Peak
3	5150.000	8.08	34.47	38.47	48.40	52.48	74.00	-21.52	Peak
4	pp 5174.014	8.09	34.46	38.47	100.44	104.52	74.00	30.52	Peak



Test mode:	802.11a	Frequency(MHz):	5180	Horizontal
------------	---------	-----------------	------	------------

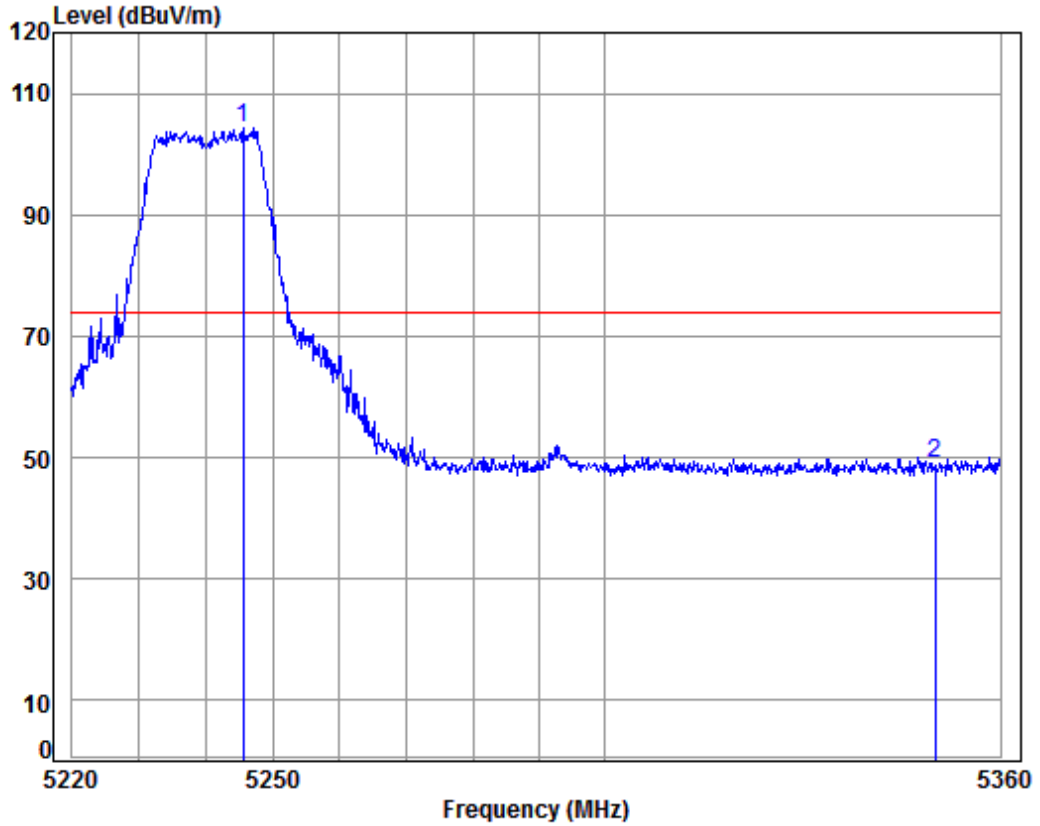


Condition: 3m Horizontal  
Job No: : 01539RG  
Mode: : 5180 Band edge  
: A20

		Cable	Ant	Preamp	Read	Limit	Over		
	Freq	Loss	Factor	Factor	Level	Line	Limit	Remark	
	MHz	dB	dB/m	dB	dBuV	dBuV/m	dBuV/m	dB	
1	av 5146.658	8.08	34.47	38.47	37.65	41.73	54.00	-12.27	Average
2	5146.658	8.08	34.47	38.47	54.05	58.13	74.00	-15.87	Peak
3	5150.000	8.08	34.47	38.47	37.34	41.42	54.00	-12.58	Average
4	5150.000	8.08	34.47	38.47	53.59	57.67	74.00	-16.33	Peak
5	pp 5173.311	8.09	34.46	38.47	103.94	108.02	74.00	34.02	Peak



Test mode:	802.11a	Frequency(MHz):	5240	Vertical
------------	---------	-----------------	------	----------

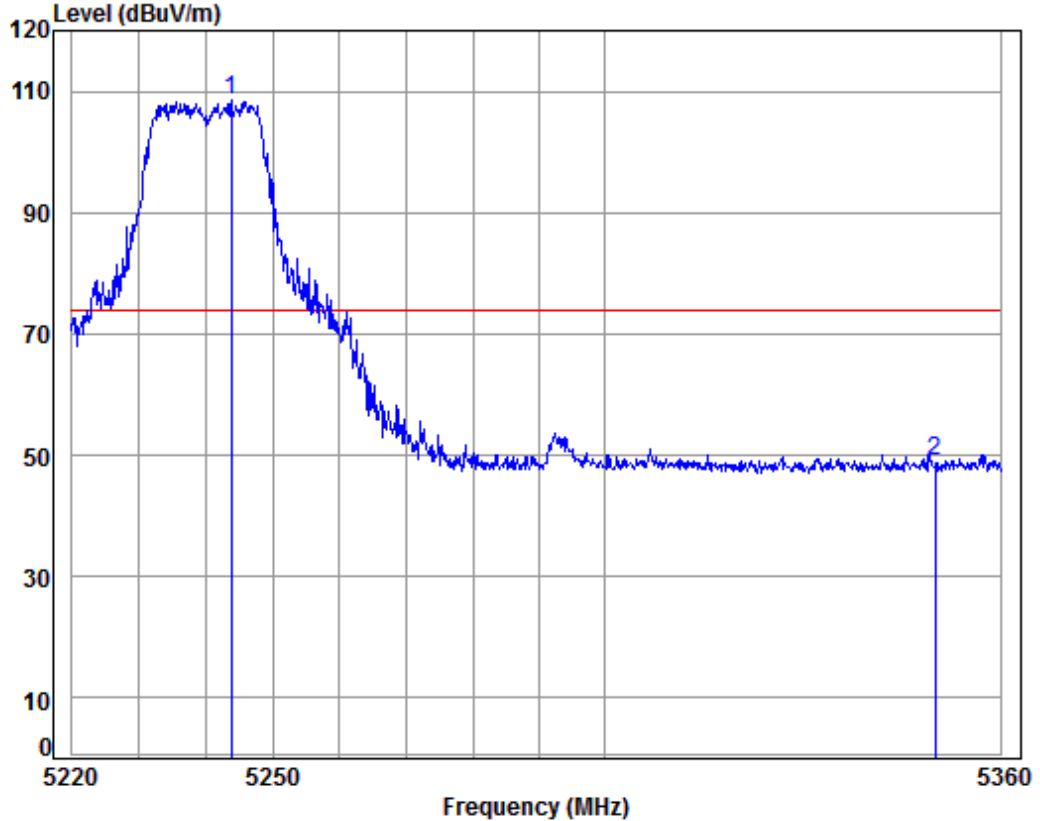


Condition: 3m Vertical  
 Job No: : 01539RG  
 Mode: : 5240 Band edge  
 : A20

	Freq	Cable Loss	Ant Factor	Preamp Factor	Read Level	Level	Limit	Over	Remark
	MHz	dB	dB/m	dB	dBuV	dBuV/m	dBuV/m	dB	
1 pp	5245.482	8.13	34.45	38.45	100.17	104.30	74.00	30.30	Peak
2	5350.000	8.18	34.43	38.43	44.86	49.04	74.00	-24.96	Peak



Test mode:	802.11a	Frequency(MHz):	5240	Horizontal
------------	---------	-----------------	------	------------

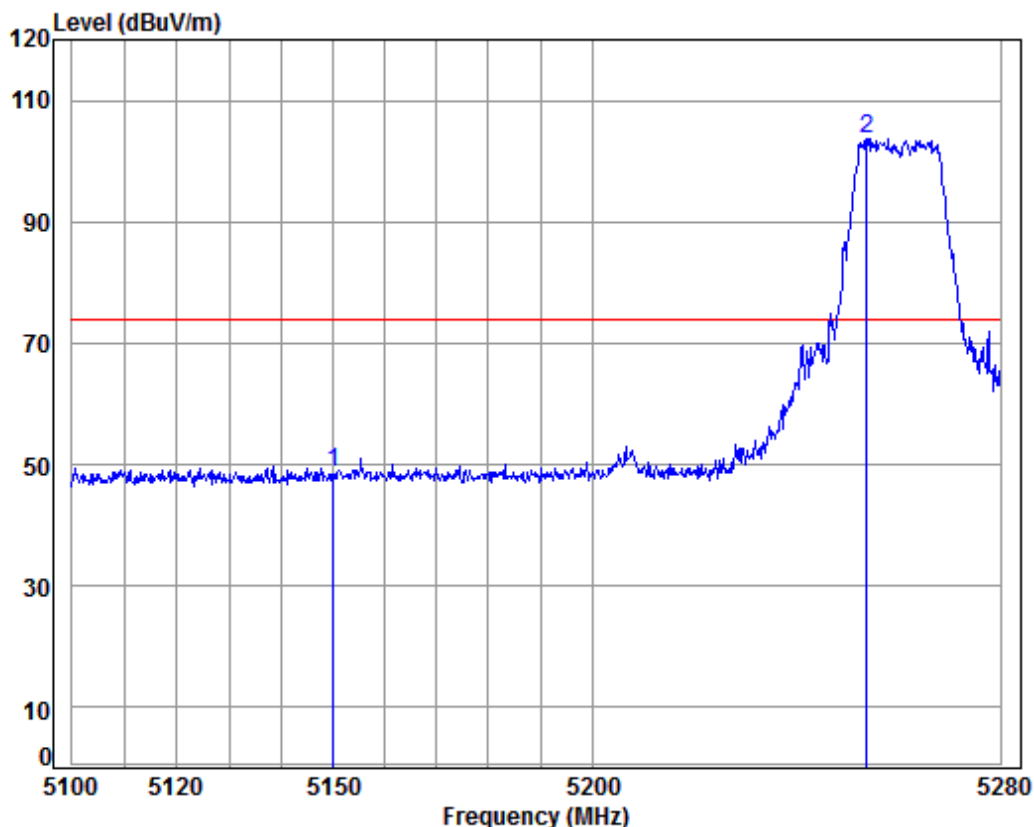


Condition: 3m Horizontal  
 Job No: : 01539RG  
 Mode: : 5240 Band edge  
 : A20

	Freq	Cable Loss	Ant Factor	Preamplifier	Read Level	Limit Level	Limit Line	Over Limit	Remark
	MHz	dB	dB/m	dB	dBUV	dBUV/m	dBUV/m	dB	
1 pp	5243.817	8.12	34.45	38.45	104.32	108.44	74.00	34.44	Peak
2	5350.000	8.18	34.43	38.43	44.86	49.04	74.00	-24.96	Peak



Test mode:	802.11a	Frequency(MHz):	5260	Vertical
------------	---------	-----------------	------	----------

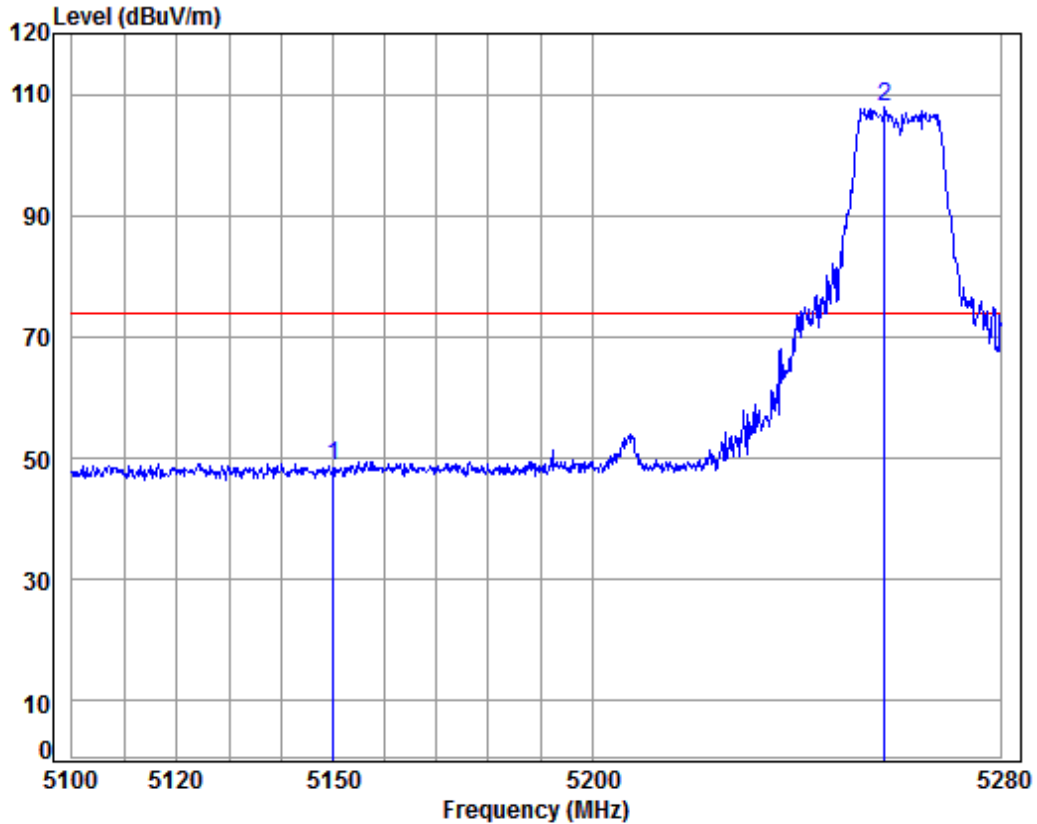


Condition: 3m Vertical  
 Job No: : 01539RG  
 Mode: : 5260 Band edge  
 : A20

	Freq	Cable Loss	Ant Factor	Preamp Factor	Read Level	Level	Limit	Over	Remark
	MHz	dB	dB/m	dB	dBuV	dBuV/m	dBuV/m	dB	
1	5150.000	8.08	34.47	38.47	44.64	48.72	74.00	-25.28	Peak
2	5253.694	8.13	34.45	38.45	99.47	103.60	74.00	29.60	Peak



Test mode:	802.11a	Frequency(MHz):	5260	Horizontal
------------	---------	-----------------	------	------------



Condition: 3m Horizontal  
 Job No: : 01539RG  
 Mode: : 5260 Band edge  
 : A20

	Freq	Cable Loss	Ant Factor	Preamp Factor	Read Level	Limit Level	Limit Line	Over Limit	Remark
	MHz	dB	dB/m	dB	dBuV	dBuV/m	dBuV/m	dB	
1	5150.000	8.08	34.47	38.47	44.57	48.65	74.00	-25.35	Peak
2	5257.157	8.13	34.45	38.45	103.67	107.80	74.00	33.80	Peak



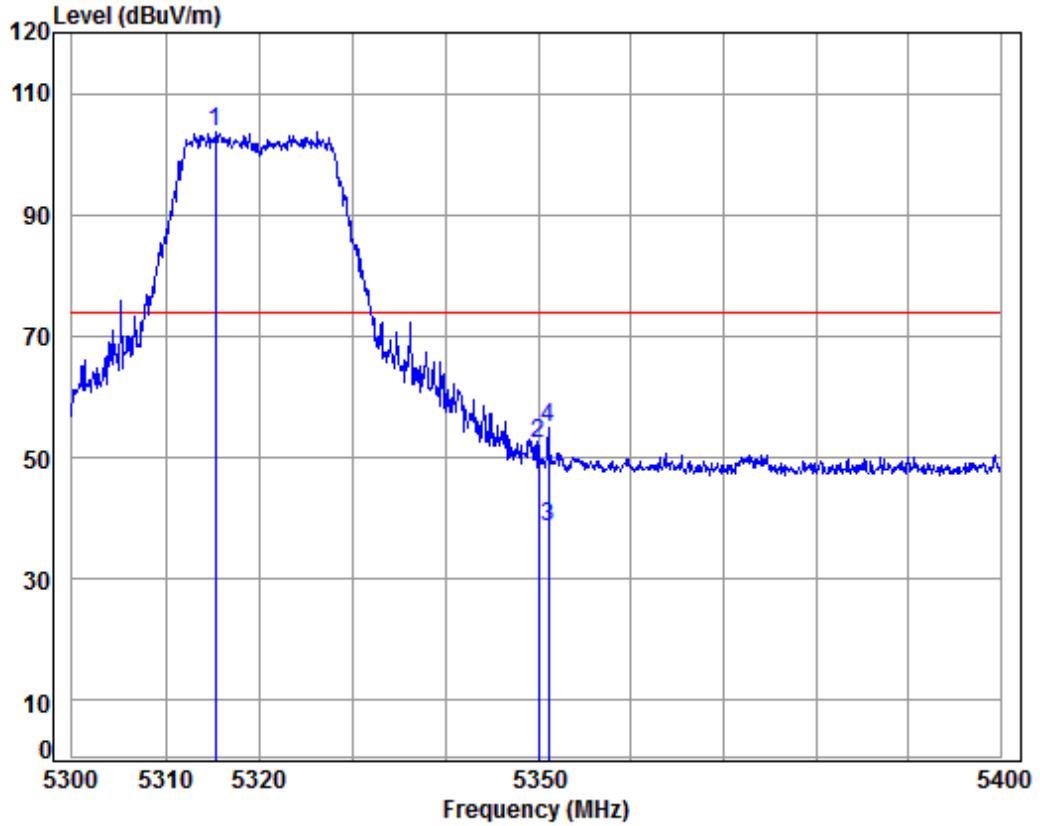


**SGS-CSTC Standards Technical Services Co., Ltd.**  
**Shenzhen Branch**

Report No.: SZEM170300153902

Page: 113 of 155

Test mode:	802.11a	Frequency(MHz):	5320	Vertical
------------	---------	-----------------	------	----------

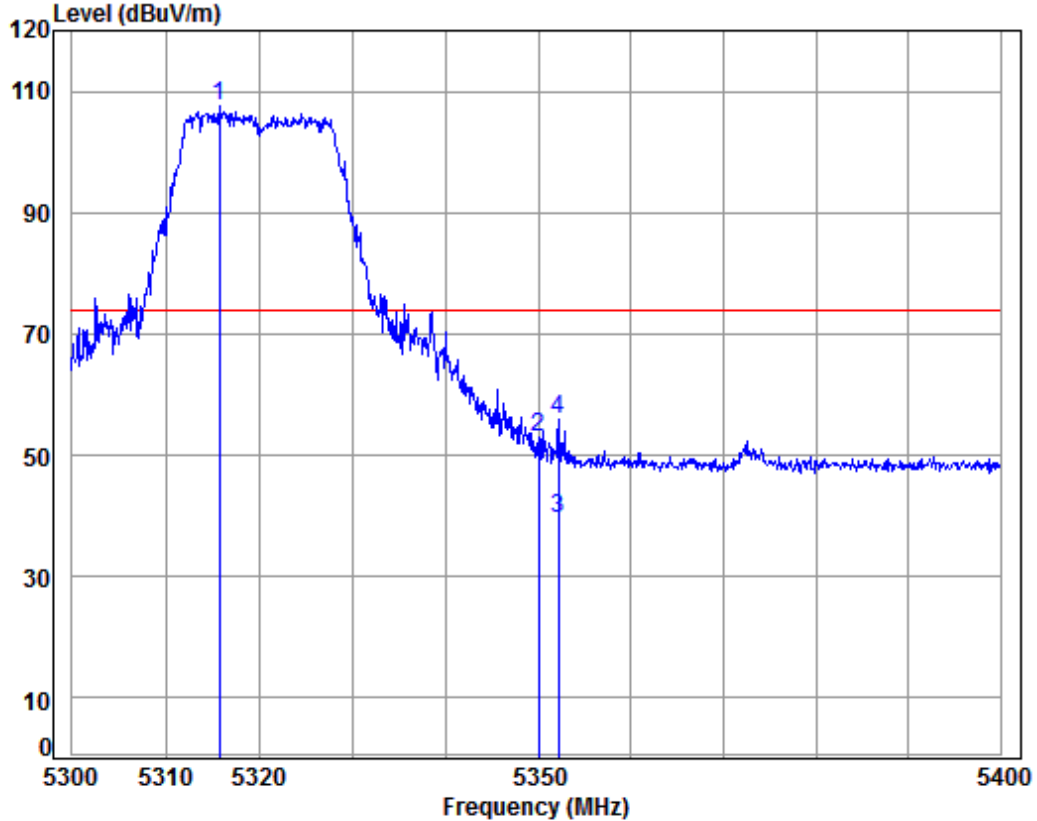


Condition: 3m Vertical  
 Job No: : 01539RG  
 Mode: : 5320 Band edge  
 : A20

		Cable	Ant	Preamp	Read	Limit	Over		
	Freq	Loss	Factor	Factor	Level	Level	Line	Limit	Remark
	MHz	dB	dB/m	dB	dBuV	dBuV/m	dBuV/m	dB	
1	pp 5315.378	8.16	34.44	38.44	99.61	103.77	74.00	29.77	Peak
2	5350.000	8.18	34.43	38.43	48.10	52.28	74.00	-21.72	Peak
3	av 5351.066	8.18	34.43	38.43	34.40	38.58	54.00	-15.42	Average
4	5351.066	8.18	34.43	38.43	50.86	55.04	74.00	-18.96	Peak



Test mode:	802.11a	Frequency(MHz):	5320	Horizontal
------------	---------	-----------------	------	------------



Condition: 3m Horizontal  
Job No: : 01539RG  
Mode: : 5320 Band edge  
: A20

		Cable	Ant	Preamp	Read	Limit	Over		
	Freq	Loss	Factor	Factor	Level	Level	Line	Limit	Remark
	MHz	dB	dB/m	dB	dBuV	dBuV/m	dBuV/m	dB	
1 pp	5315.775	8.16	34.44	38.44	103.28	107.44	74.00	33.44	Peak
2	5350.000	8.18	34.43	38.43	48.90	53.08	74.00	-20.92	Peak
3 av	5352.167	8.18	34.43	38.43	35.47	39.65	54.00	-14.35	Average
4	5352.167	8.18	34.43	38.43	51.71	55.89	74.00	-18.11	Peak

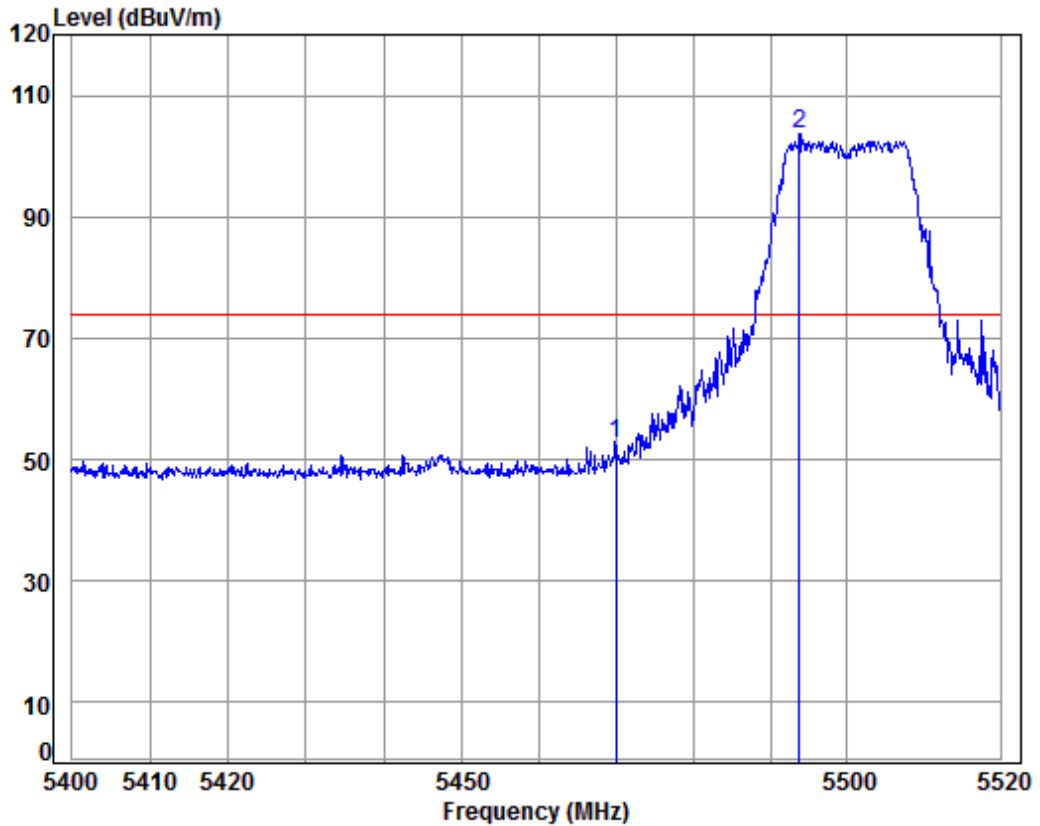


**SGS-CSTC Standards Technical Services Co., Ltd.**  
**Shenzhen Branch**

Report No.: SZEM170300153902

Page: 115 of 155

Test mode:	802.11a	Frequency(MHz):	5500	Vertical
------------	---------	-----------------	------	----------

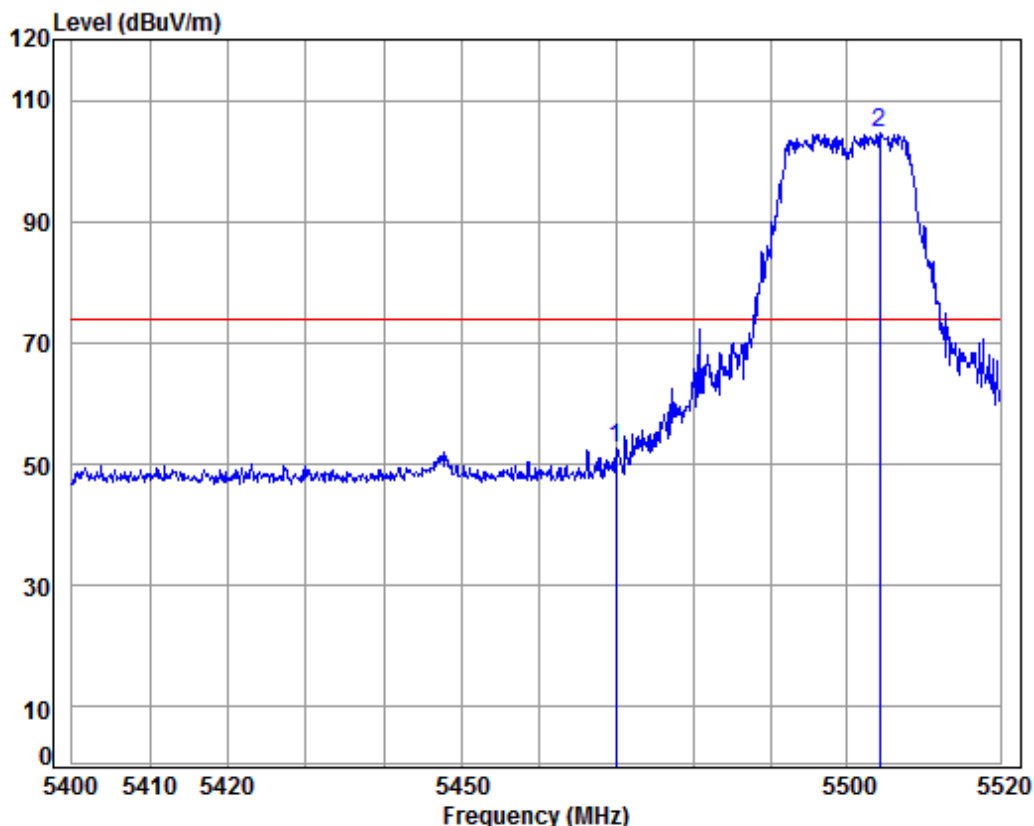


Condition: 3m Vertical  
 Job No: : 01539RG  
 Mode: : 5500 Band edge  
 : A20

	Freq	Cable Loss	Ant Factor	Preamp Factor	Read Level	Level	Limit	Over	Remark
	MHz	dB	dB/m	dB	dBuV	dBuV/m	dBuV/m	dB	
1	5470.000	8.24	34.41	38.41	48.32	52.56	74.00	-21.44	Peak
2	pp 5493.856	8.25	34.40	38.40	99.30	103.55	74.00	29.55	Peak



Test mode:	802.11a	Frequency(MHz):	5500	Horizontal
------------	---------	-----------------	------	------------

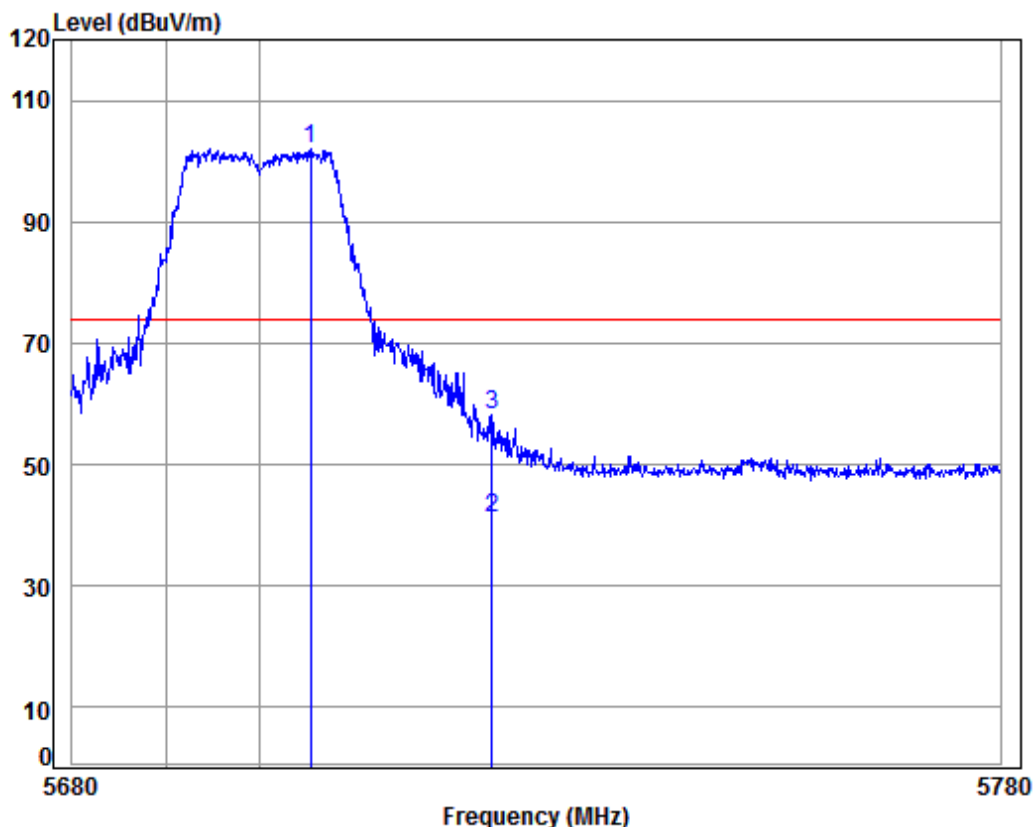


Condition: 3m Horizontal  
 Job No: : 01539RG  
 Mode: : 5500 Band edge  
 : A20

	Freq	Cable Loss	Ant Factor	Preamp Factor	Read Level	Limit Level	Over Line	Over Limit	Remark
	MHz	dB	dB/m	dB	dBuV	dBuV/m	dBuV/m	dB	
1	5470.000	8.24	34.41	38.41	48.45	52.69	74.00	-21.31	Peak
2	5504.250	8.25	34.40	38.40	100.39	104.64	74.00	30.64	Peak



Test mode:	802.11a	Frequency(MHz):	5700	Vertical
------------	---------	-----------------	------	----------

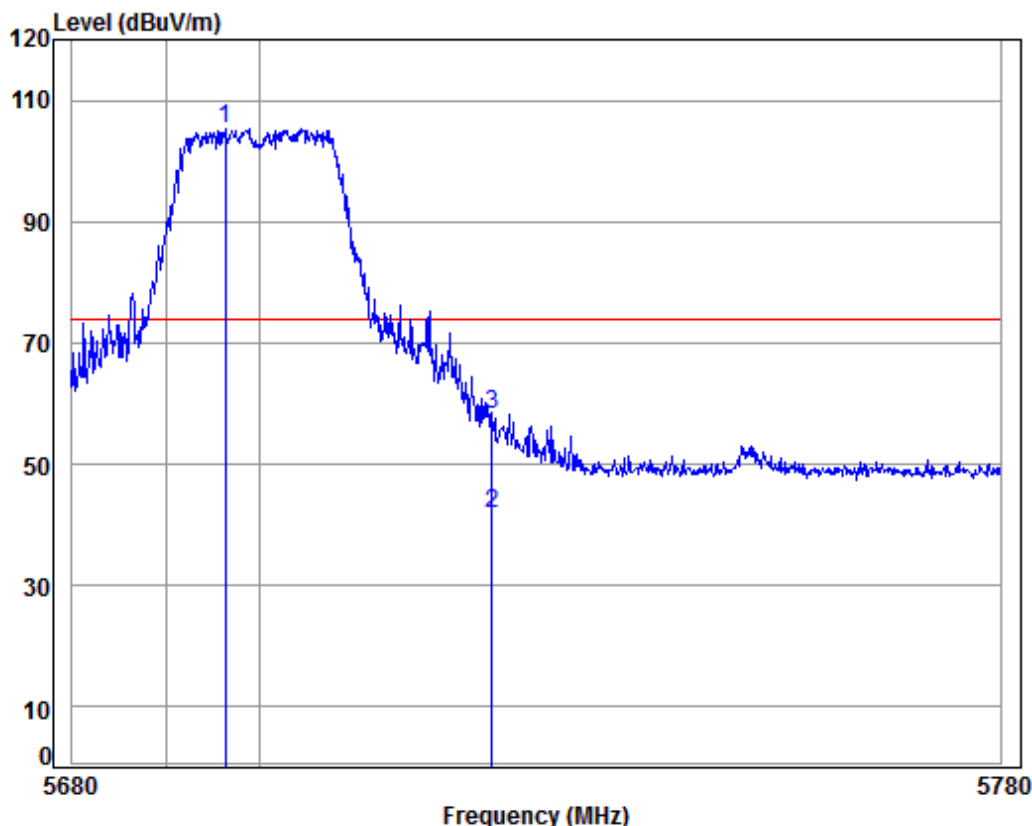


Condition: 3m Vertical  
 Job No: : 01539RG  
 Mode: : 5700 Band edge  
 : A20

	Freq	Cable Loss	Ant Factor	Preamp Factor	Read Level	Level	Limit	Over	Remark
	MHz	dB	dB/m	dB	dBuV	dBuV/m	dBuV/m	dB	
1 pp	5705.534	8.46	34.53	38.36	97.51	102.14	74.00	28.14	Peak
2 av	5725.000	8.48	34.54	38.35	36.45	41.12	54.00	-12.88	Average
3	5725.000	8.48	34.54	38.35	53.48	58.15	74.00	-15.85	Peak



Test mode:	802.11a	Frequency(MHz):	5700	Horizontal
------------	---------	-----------------	------	------------

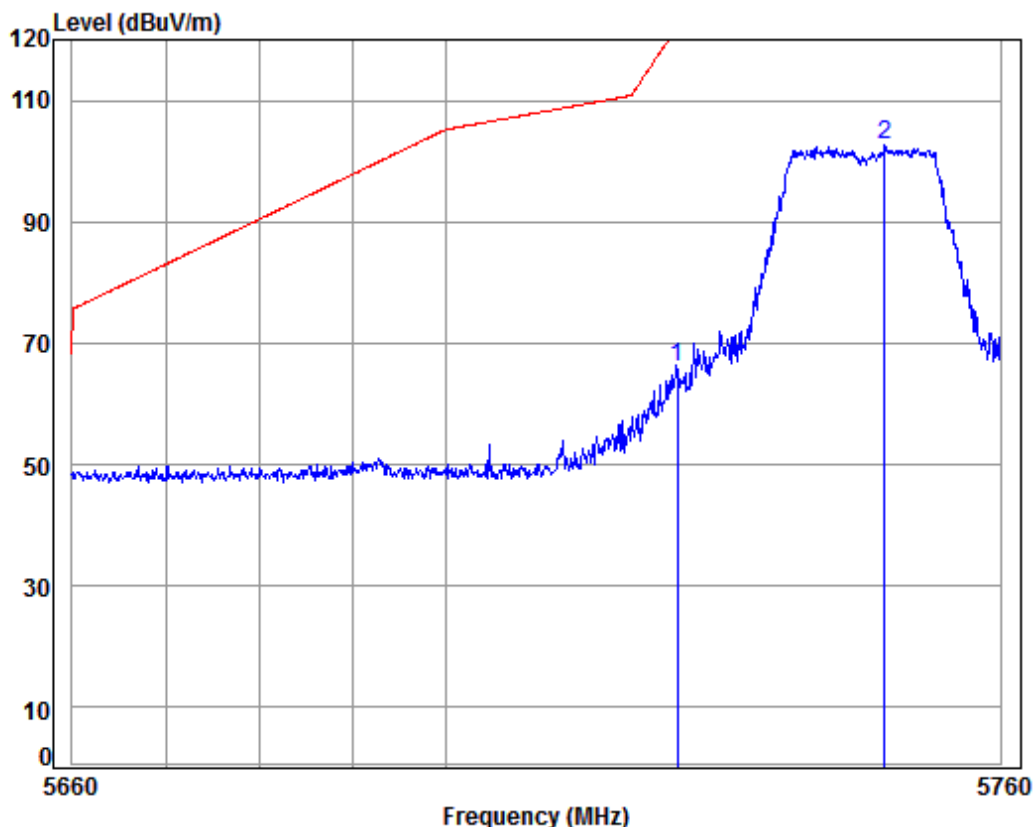


Condition: 3m Horizontal  
 Job No: : 01539RG  
 Mode: : 5700 Band edge  
 : A20

		Cable	Ant	Preamp	Read	Limit	Over		
	Freq	Loss	Factor	Factor	Level	Level	Line	Limit	Remark
	MHz	dB	dB/m	dB	dBuV	dBuV/m	dBuV/m	dB	
1 pp	5696.380	8.45	34.52	38.36	100.73	105.34	74.00	31.34	Peak
2 av	5725.000	8.48	34.54	38.35	37.25	41.92	54.00	-12.08	Average
3	5725.000	8.48	34.54	38.35	53.57	58.24	74.00	-15.76	Peak



Test mode:	802.11a	Frequency(MHz):	5745	Vertical
------------	---------	-----------------	------	----------

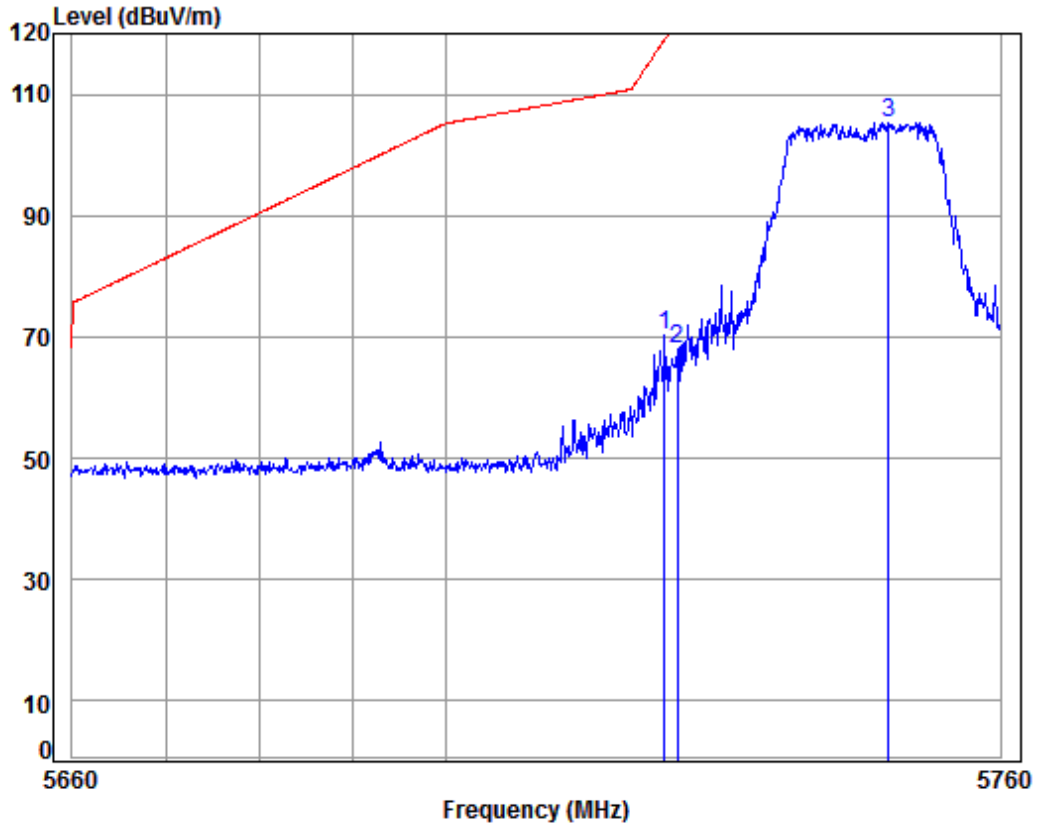


Condition: 3m Vertical  
 Job No: : 01539RG  
 Mode: : 5745 Band edge  
 : A20

	Freq	Cable Loss	Ant Factor	Preamp Factor	Read Level	Level	Limit Line	Over Limit	Remark
	MHz	dB	dB/m	dB	dBuV	dBuV/m	dBuV/m	dB	
1	5725.000	8.48	34.54	38.35	61.43	66.10	122.20	-56.10	Peak
2	pp 5747.404	8.50	34.55	38.35	97.81	102.51	125.20	-22.69	Peak



Test mode:	802.11a	Frequency(MHz):	5745	Horizontal
------------	---------	-----------------	------	------------



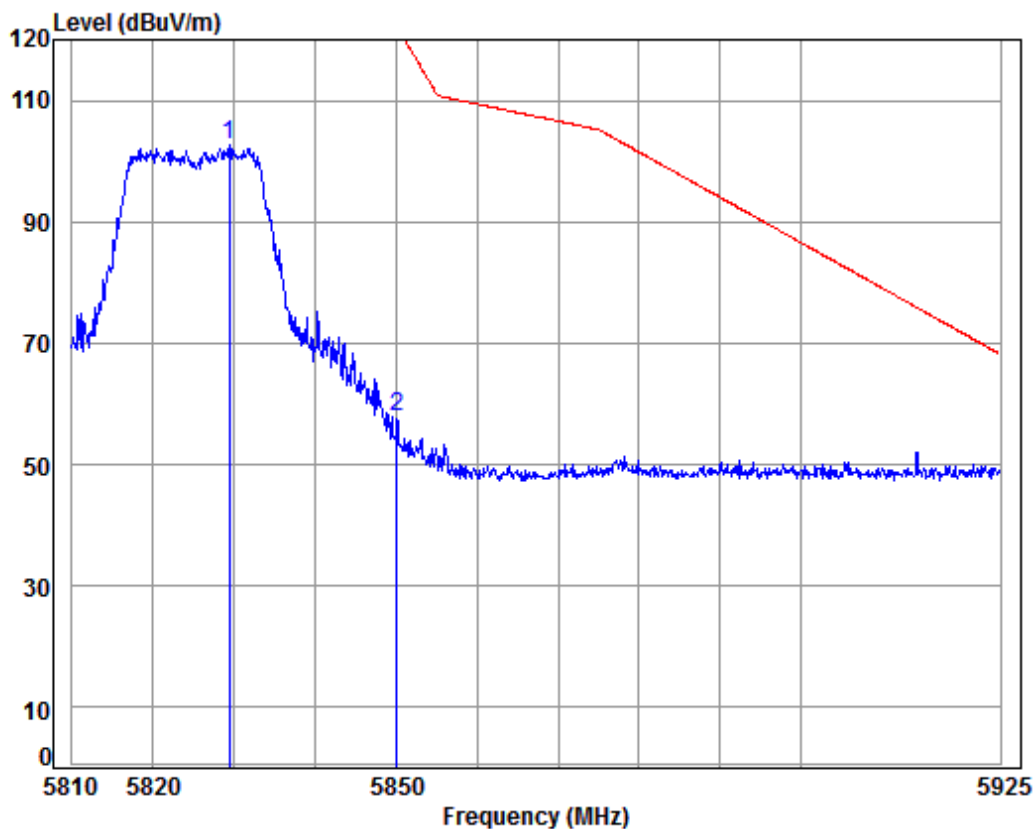
Condition: 3m Horizontal  
 Job No: : 01539RG  
 Mode: : 5745 Band edge  
 : A20

	Freq	Cable Loss	Ant Factor	Preamp Factor	Read Level	Level	Limit Line	Over Limit	Remark
	MHz	dB	dB/m	dB	dBuV	dBuV/m	dBuV/m	dB	
1	5723.598	8.48	34.54	38.36	65.49	70.15	119.00	-48.85	Peak
2	5725.000	8.48	34.54	38.35	63.49	68.16	122.20	-54.04	Peak
3 pp	5747.907	8.50	34.55	38.35	100.50	105.20	125.20	-20.00	Peak





Test mode:	802.11a	Frequency(MHz):	5825	Vertical
------------	---------	-----------------	------	----------

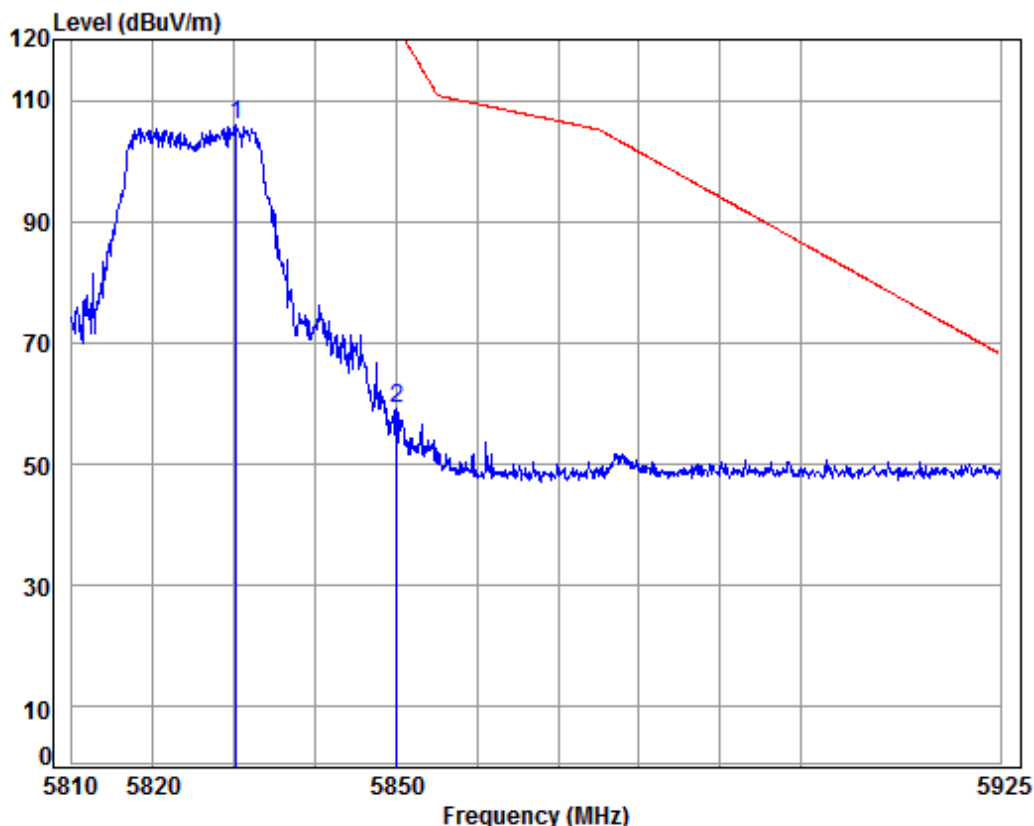


Condition: 3m Vertical  
 Job No: : 01539RG  
 Mode: : 5825 Band edge  
 : A20

	Freq	Cable Loss	Ant Factor	Preamp Factor	Read Level	Level	Limit Line	Over Limit	Remark
	MHz	dB	dB/m	dB	dBuV	dBuV/m	dBuV/m	dB	
1	pp 5829.391	8.58	34.60	38.33	97.91	102.76	125.20	-22.44	Peak
2	5850.000	8.60	34.61	38.33	52.91	57.79	122.20	-64.41	Peak



Test mode:	802.11a	Frequency(MHz):	5825	Horizontal
------------	---------	-----------------	------	------------

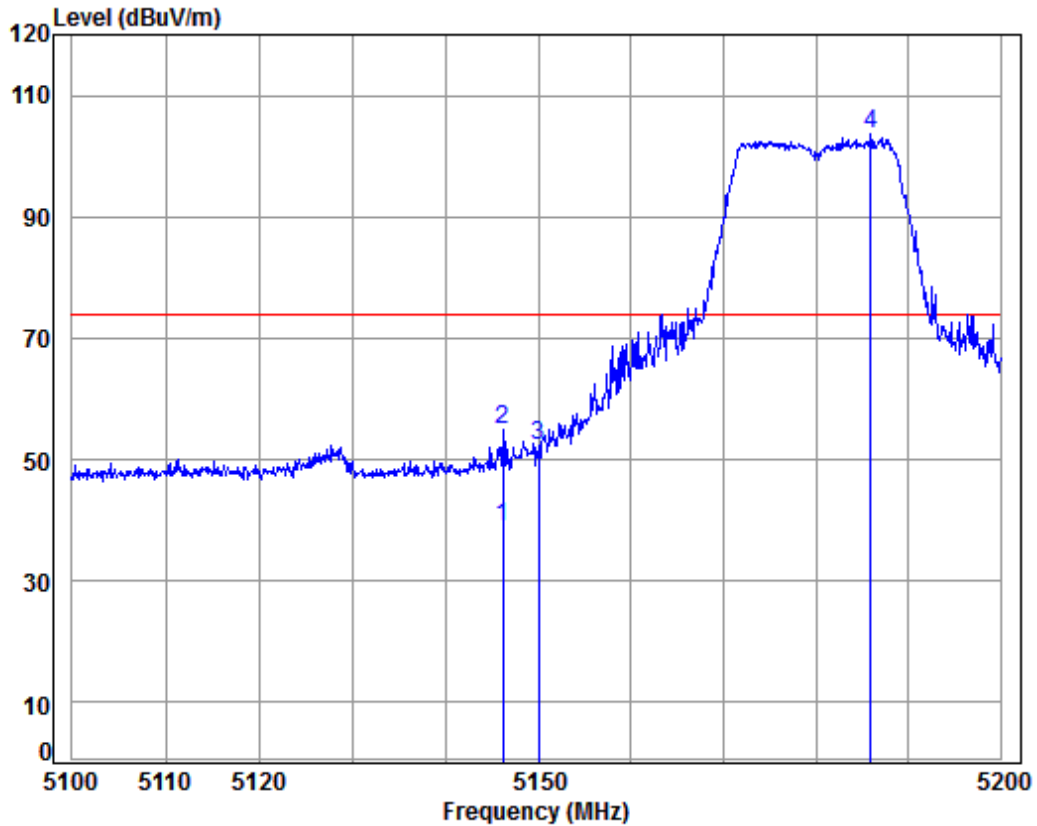


Condition: 3m Horizontal  
 Job No: : 01539RG  
 Mode: : 5825 Band edge  
 : A20

	Freq	Cable Loss	Ant Factor	Preamp Factor	Read Level	Limit Level	Limit Line	Over Limit	Remark
	MHz	dB	dB/m	dB	dBuV	dBuV/m	dBuV/m	dB	
1 pp	5830.191	8.59	34.60	38.33	100.96	105.82	125.20	-19.38	Peak
2	5850.000	8.60	34.61	38.33	54.32	59.20	122.20	-63.00	Peak



Test mode:	802.11n(HT20)	Frequency(MHz):	5180	Vertical
------------	---------------	-----------------	------	----------

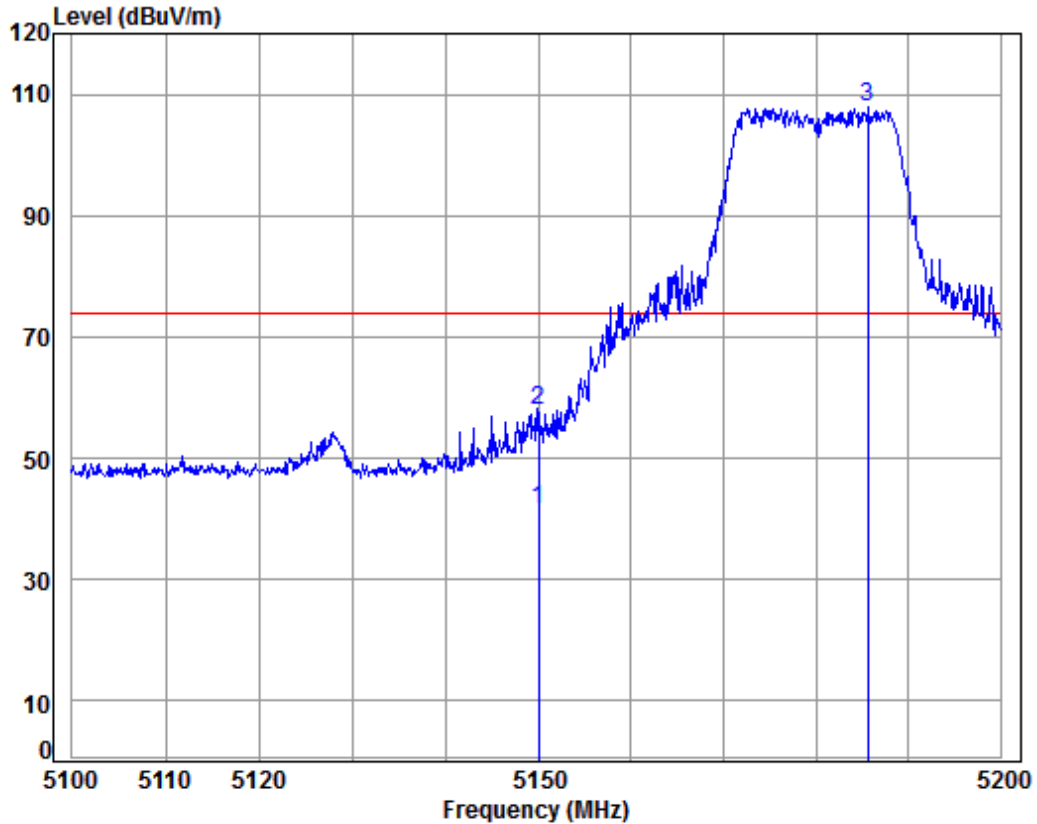


Condition: 3m Vertical  
Job No: : 01539RG  
Mode: : 5180 Band edge  
: N20

	Freq	Cable Loss	Ant Factor	Preamp Factor	Read Level	Level	Limit Line	Over Limit	Remark
	MHz	dB	dB/m	dB	dBuV	dBuV/m	dBuV/m	dB	
1 av	5146.159	8.08	34.47	38.47	34.88	38.96	54.00	-15.04	Average
2	5146.159	8.08	34.47	38.47	50.74	54.82	74.00	-19.18	Peak
3	5150.000	8.08	34.47	38.47	48.24	52.32	74.00	-21.68	Peak
4 pp	5185.883	8.10	34.46	38.46	99.50	103.60	74.00	29.60	Peak



Test mode:	802.11n(HT20)	Frequency(MHz):	5180	Horizontal
------------	---------------	-----------------	------	------------

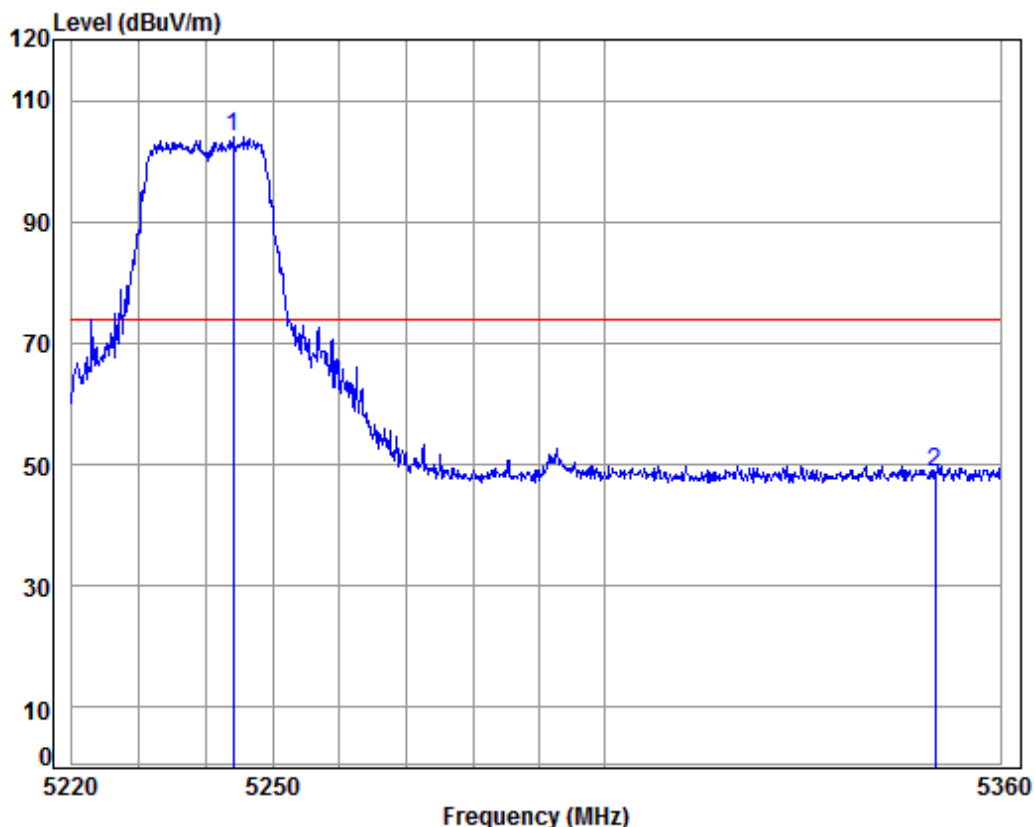


Condition: 3m Horizontal  
Job No: : 01539RG  
Mode: : 5180 Band edge  
: N20

		Cable	Ant	Preamp	Read	Limit	Over		
	Freq	Loss	Factor	Factor	Level	Line	Limit	Remark	
	MHz	dB	dB/m	dB	dBuV	dBuV/m	dBuV/m	dB	
1	av 5150.000	8.08	34.47	38.47	37.36	41.44	54.00	-12.56	Average
2	5150.000	8.08	34.47	38.47	53.83	57.91	74.00	-16.09	Peak
3	pp 5185.581	8.10	34.46	38.46	103.88	107.98	74.00	33.98	Peak



Test mode:	802.11n(HT20)	Frequency(MHz):	5240	Vertical
------------	---------------	-----------------	------	----------

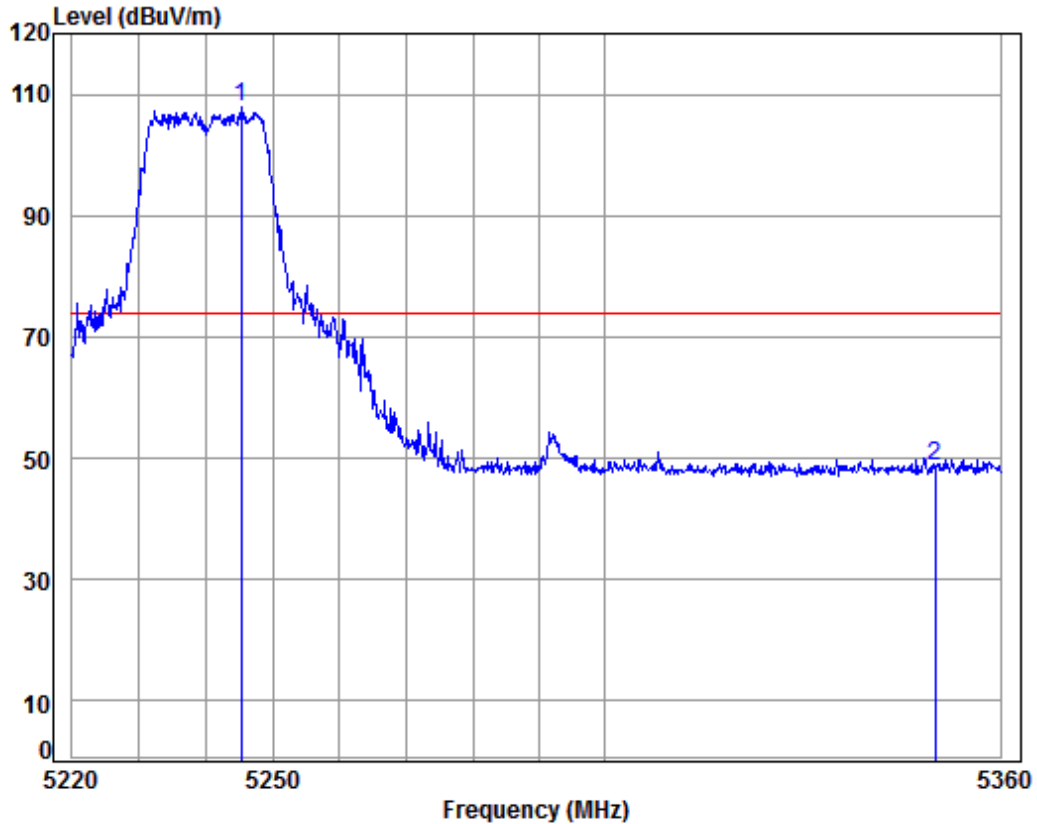


Condition: 3m Vertical  
 Job No: : 01539RG  
 Mode: : 5240 Band edge  
 : N20

	Freq	Cable Loss	Ant Factor	Preamp Factor	Read Level	Level	Limit Line	Over Limit	Remark
	MHz	dB	dB/m	dB	dBuV	dBuV/m	dBuV/m	dB	
1	pp 5244.095	8.13	34.45	38.45	99.99	104.12	74.00	30.12	Peak
2	5350.000	8.18	34.43	38.43	44.57	48.75	74.00	-25.25	Peak



Test mode:	802.11n(HT20)	Frequency(MHz):	5240	Horizontal
------------	---------------	-----------------	------	------------

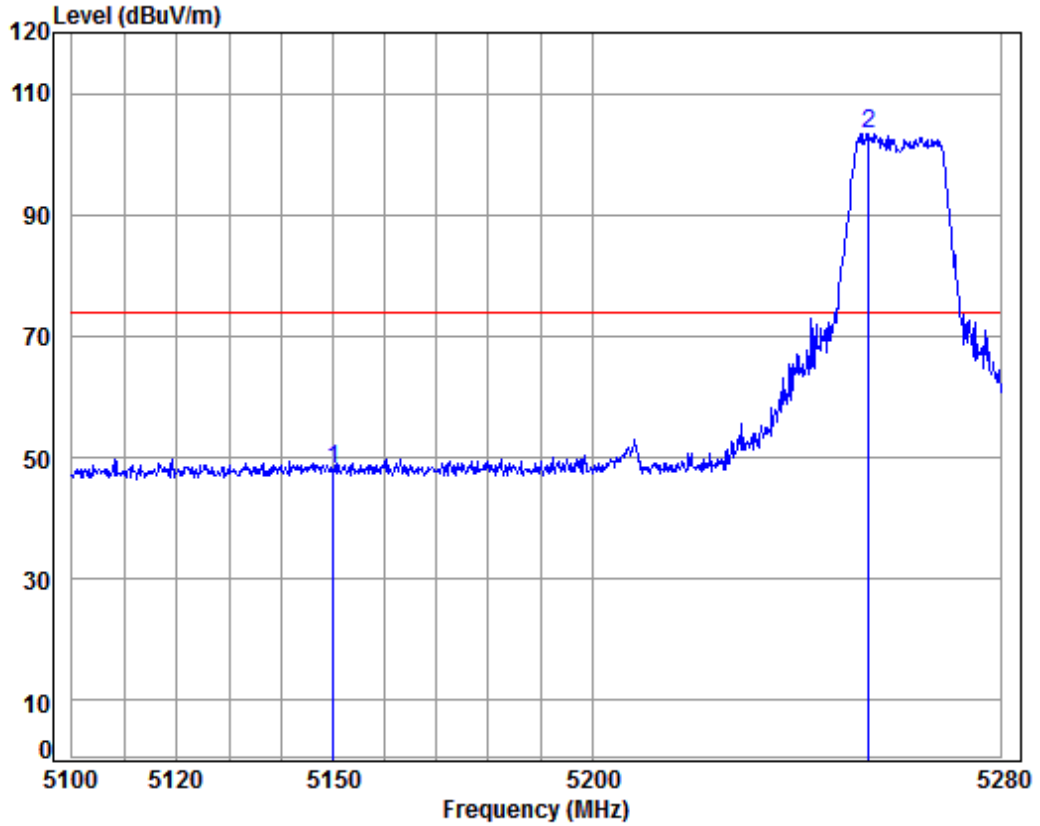


Condition: 3m Horizontal  
 Job No: : 01539RG  
 Mode: : 5240 Band edge  
 : N20

	Freq	Cable Loss	Ant Factor	Preamp Factor	Read Level	Limit Level	Limit Line	Over Limit	Remark
	MHz	dB	dB/m	dB	dBuV	dBuV/m	dBuV/m	dB	
1 pp	5245.205	8.13	34.45	38.45	103.65	107.78	74.00	33.78	Peak
2	5350.000	8.18	34.43	38.43	44.62	48.80	74.00	-25.20	Peak



Test mode:	802.11n(HT20)	Frequency(MHz):	5260	Vertical
------------	---------------	-----------------	------	----------

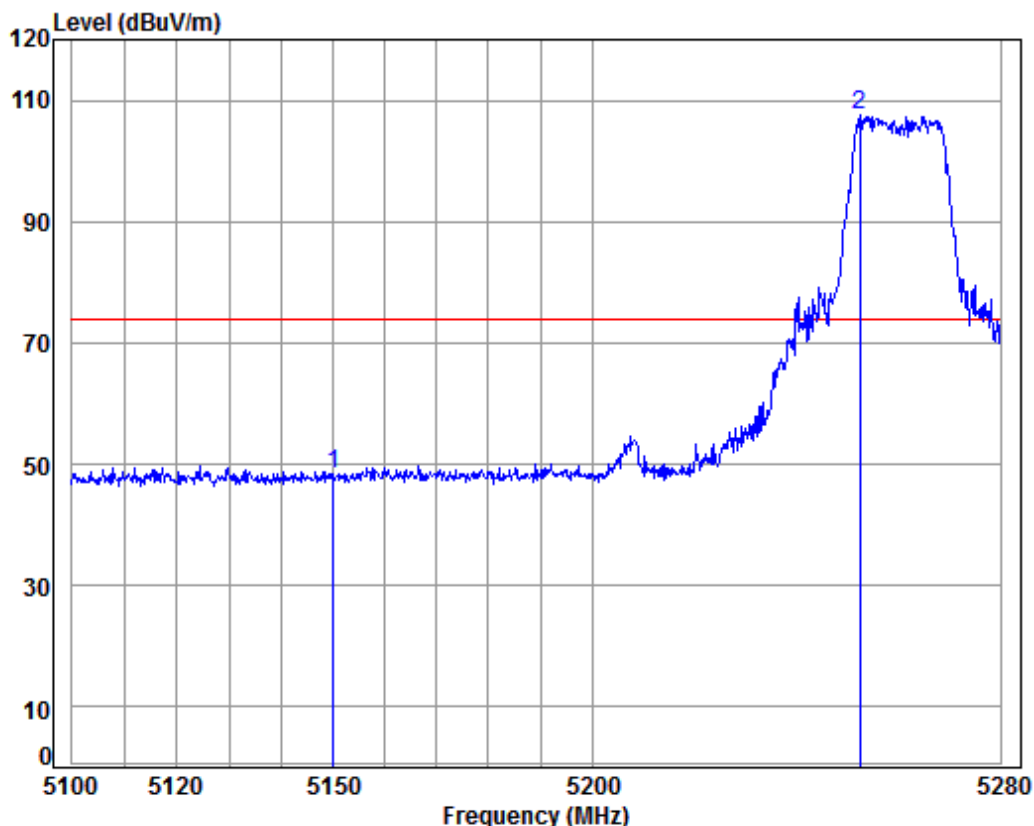


Condition: 3m Vertical  
 Job No: : 01539RG  
 Mode: : 5260 Band edge  
 : N20

	Freq	Cable Loss	Ant Factor	Preamp Factor	Read Level	Level	Limit	Over	Remark
	MHz	dB	dB/m	dB	dBuV	dBuV/m	dBuV/m	dB	
1	5150.000	8.08	34.47	38.47	44.00	48.08	74.00	-25.92	Peak
2	5254.058	8.13	34.45	38.45	99.25	103.38	74.00	29.38	Peak



Test mode:	802.11n(HT20)	Frequency(MHz):	5260	Horizontal
------------	---------------	-----------------	------	------------



Condition: 3m Horizontal  
 Job No: : 01539RG  
 Mode: : 5260 Band edge  
 : N20

	Freq	Cable Loss	Ant Factor	Preamp Factor	Read Level	Limit Level	Limit Line	Over Limit	Remark
	MHz	dB	dB/m	dB	dBuV	dBuV/m	dBuV/m	dB	
1	5150.000	8.08	34.47	38.47	44.33	48.41	74.00	-25.59	Peak
2	5252.418	8.13	34.45	38.45	103.49	107.62	74.00	33.62	Peak



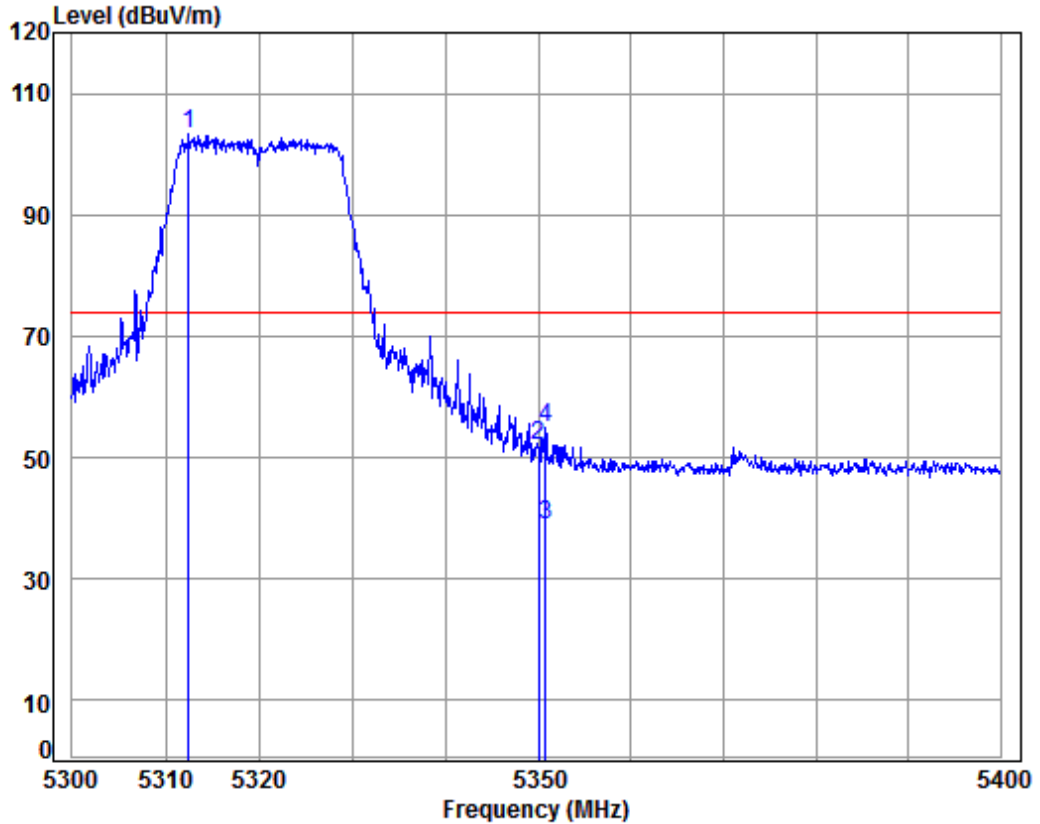


**SGS-CSTC Standards Technical Services Co., Ltd.**  
**Shenzhen Branch**

Report No.: SZEM170300153902

Page: 129 of 155

Test mode:	802.11n(HT20)	Frequency(MHz):	5320	Vertical
------------	---------------	-----------------	------	----------

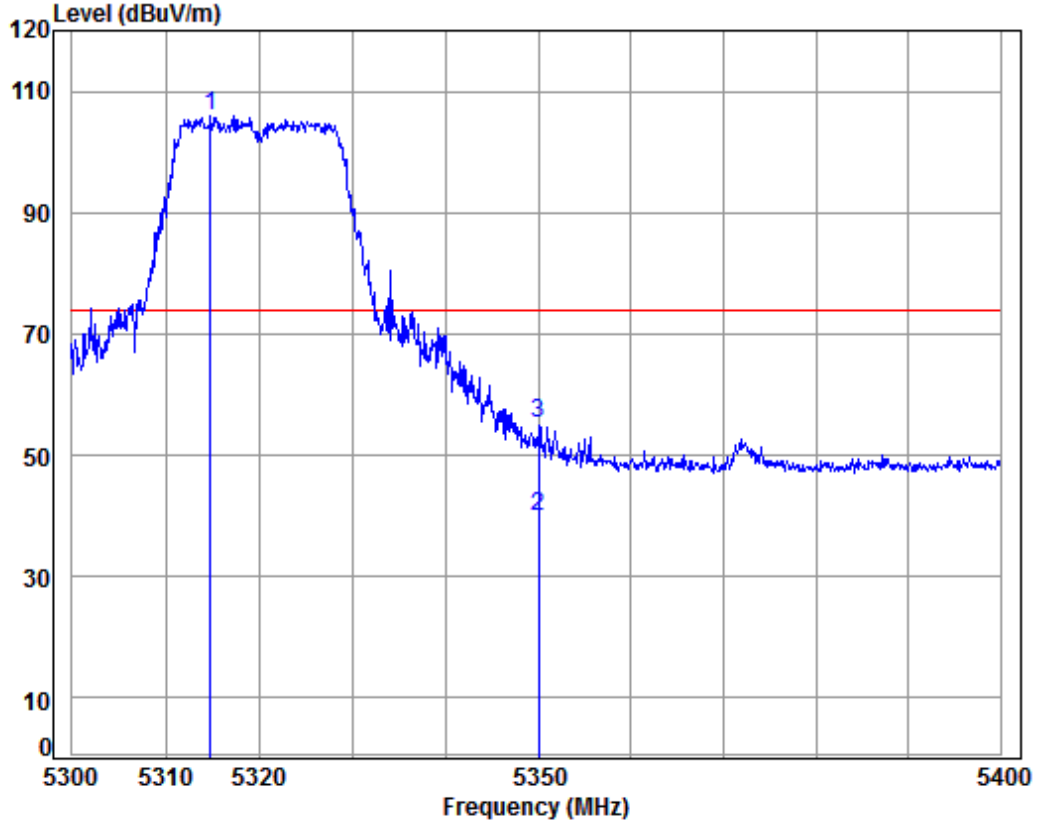


Condition: 3m Vertical  
 Job No: : 01539RG  
 Mode: : 5320 Band edge  
 : N20

		Cable	Ant	Preamp	Read	Limit	Over		
	Freq	Loss	Factor	Factor	Level	Level	Line	Limit	Remark
	MHz	dB	dB/m	dB	dBuV	dBuV/m	dBuV/m	dB	
1	pp 5312.498	8.16	34.44	38.44	99.26	103.42	74.00	29.42	Peak
2	5350.000	8.18	34.43	38.43	47.82	52.00	74.00	-22.00	Peak
3	av 5350.767	8.18	34.43	38.43	34.64	38.82	54.00	-15.18	Average
4	5350.767	8.18	34.43	38.43	50.61	54.79	74.00	-19.21	Peak



Test mode:	802.11n(HT20)	Frequency(MHz):	5320	Horizontal
------------	---------------	-----------------	------	------------

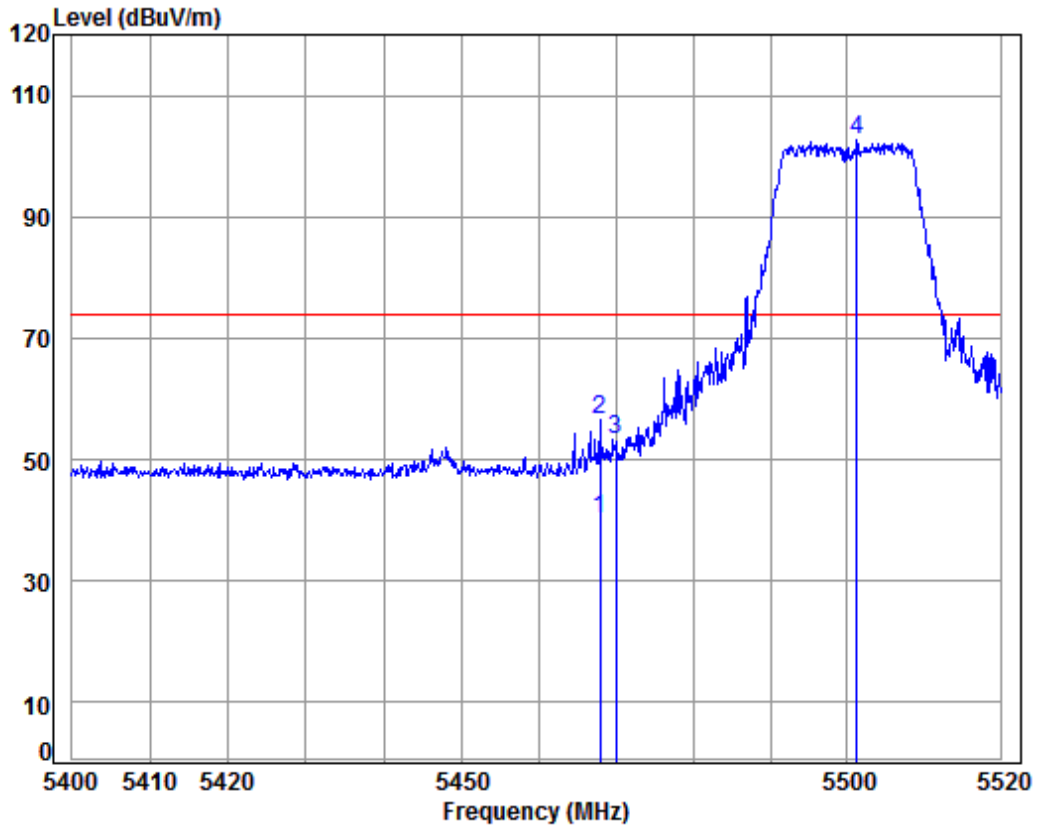


Condition: 3m Horizontal  
 Job No: : 01539RG  
 Mode: : 5320 Band edge  
 : N20

		Cable	Ant	Preamp	Read	Limit	Over		
	Freq	Loss	Factor	Factor	Level	Level	Line	Limit	Remark
	MHz	dB	dB/m	dB	dBuV	dBuV/m	dBuV/m	dB	
1 pp	5314.782	8.16	34.44	38.44	101.72	105.88	74.00	31.88	Peak
2 av	5350.000	8.18	34.43	38.43	35.86	40.04	54.00	-13.96	Average
3	5350.000	8.18	34.43	38.43	51.02	55.20	74.00	-18.80	Peak



Test mode:	802.11n(HT20)	Frequency(MHz):	5500	Vertical
------------	---------------	-----------------	------	----------

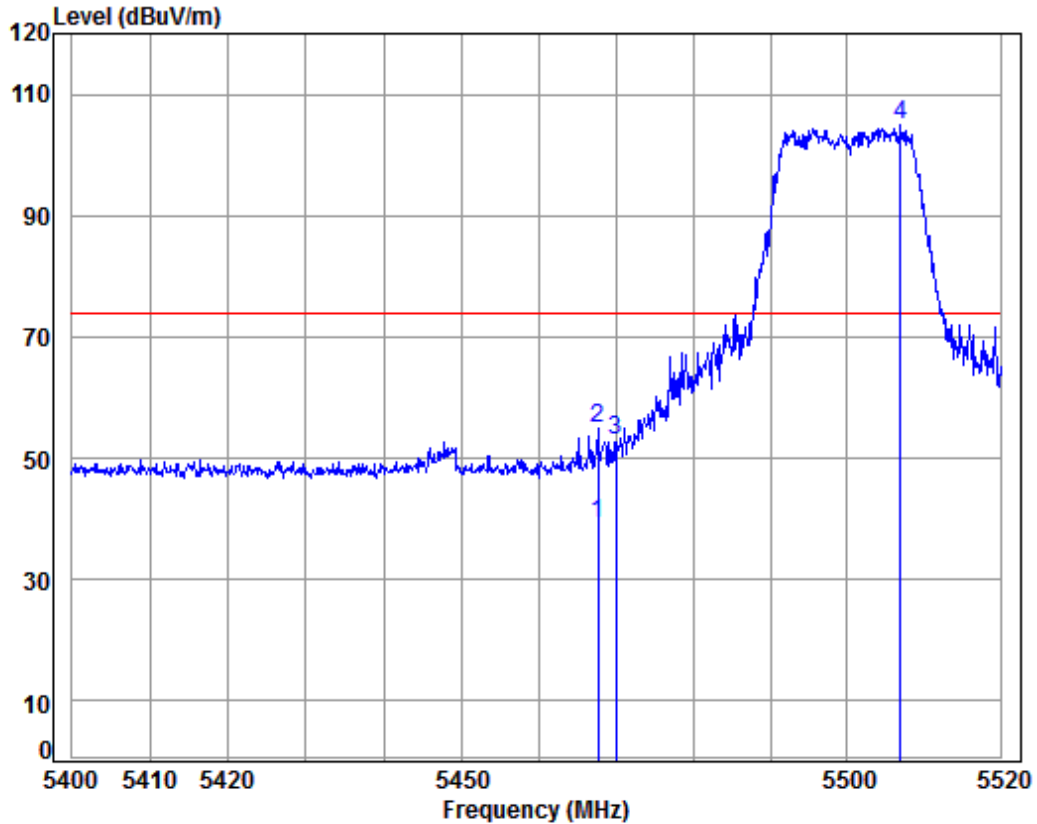


Condition: 3m Vertical  
Job No: : 01539RG  
Mode: : 5500 Band edge  
: N20

	Freq	Cable Loss	Ant Factor	Preamp Factor	Read Level	Level	Limit Line	Over Limit	Remark
	MHz	dB	dB/m	dB	dBuV	dBuV/m	dBuV/m	dB	
1 av	5467.957	8.23	34.41	38.41	36.09	40.32	54.00	-13.68	Average
2	5467.957	8.23	34.41	38.41	52.41	56.64	74.00	-17.36	Peak
3	5470.000	8.24	34.41	38.41	49.07	53.31	74.00	-20.69	Peak
4 pp	5501.227	8.25	34.40	38.40	98.46	102.71	74.00	28.71	Peak



Test mode:	802.11n(HT20)	Frequency(MHz):	5500	Horizontal
------------	---------------	-----------------	------	------------

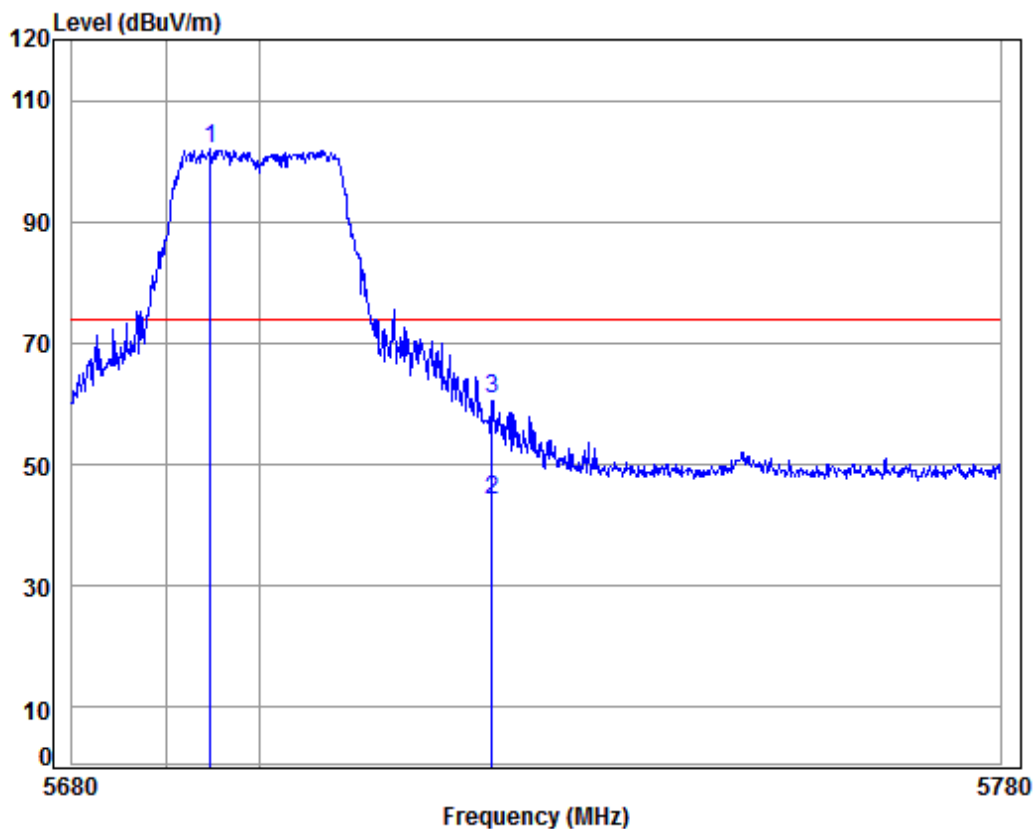


Condition: 3m Horizontal  
 Job No: : 01539RG  
 Mode: : 5500 Band edge  
 : N20

		Cable	Ant	Preamp	Read	Limit	Over		
	Freq	Loss	Factor	Factor	Level	Line	Limit	Remark	
	MHz	dB	dB/m	dB	dBuV	dBuV/m	dBuV/m	dB	
1	av 5467.716	8.23	34.41	38.41	35.16	39.39	54.00	-14.61	Average
2	5467.716	8.23	34.41	38.41	50.69	54.92	74.00	-19.08	Peak
3	5470.000	8.24	34.41	38.41	48.60	52.84	74.00	-21.16	Peak
4	pp 5506.913	8.26	34.40	38.40	100.68	104.94	74.00	30.94	Peak



Test mode:	802.11n(HT20)	Frequency(MHz):	5700	Vertical
------------	---------------	-----------------	------	----------

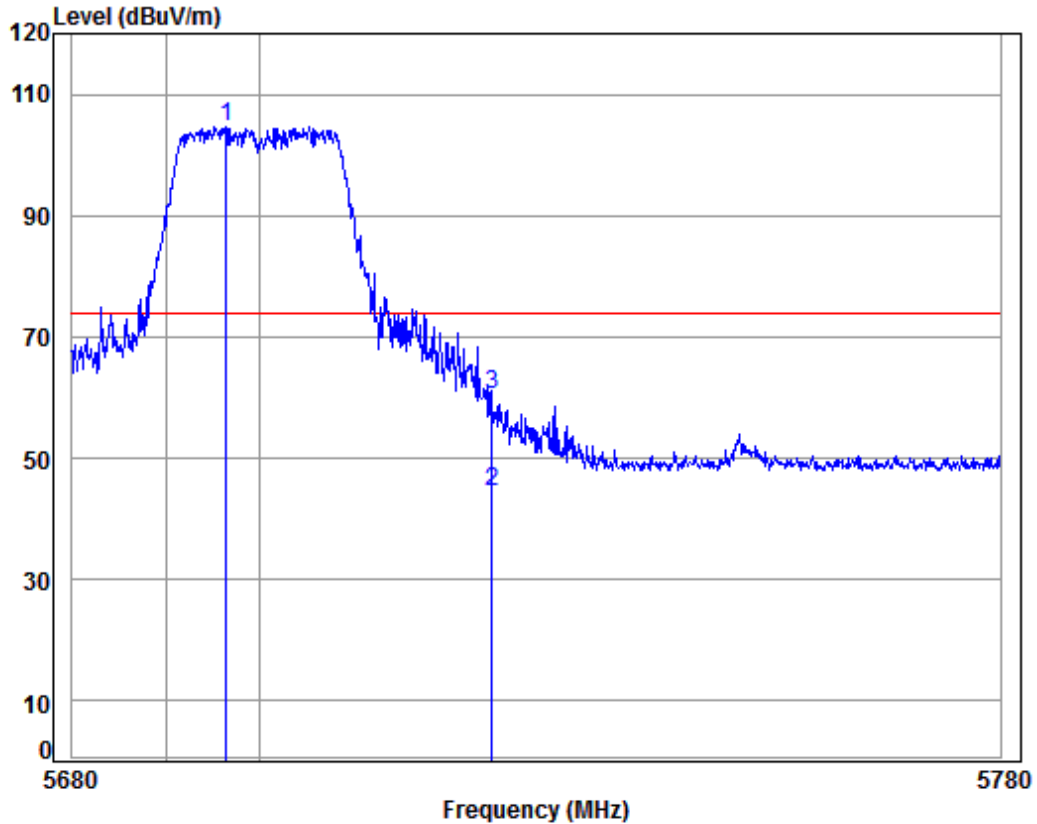


Condition: 3m Vertical  
 Job No: : 01539RG  
 Mode: : 5700 Band edge  
 : N20

	Freq	Cable Loss	Ant Factor	Preamp Factor	Read Level	Level	Limit Line	Over Limit	Remark
	MHz	dB	dB/m	dB	dBuV	dBuV/m	dBuV/m	dB	
1 pp	5694.790	8.45	34.52	38.36	97.56	102.17	74.00	28.17	Peak
2 av	5725.000	8.48	34.54	38.35	39.38	44.05	54.00	-9.95	Average
3	5725.000	8.48	34.54	38.35	56.12	60.79	74.00	-13.21	Peak



Test mode:	802.11n(HT20)	Frequency(MHz):	5700	Horizontal
------------	---------------	-----------------	------	------------



Condition: 3m Horizontal  
Job No: : 01539RG  
Mode: : 5700 Band edge  
: N20

		Cable	Ant	Preamp	Read		Limit	Over	
	Freq	Loss	Factor	Factor	Level	Level	Line	Limit	Remark
	MHz	dB	dB/m	dB	dBuV	dBuV/m	dBuV/m	dB	
1 pp	5696.479	8.45	34.52	38.36	100.04	104.65	74.00	30.65	Peak
2 av	5725.000	8.48	34.54	38.35	39.78	44.45	54.00	-9.55	Average
3	5725.000	8.48	34.54	38.35	55.95	60.62	74.00	-13.38	Peak

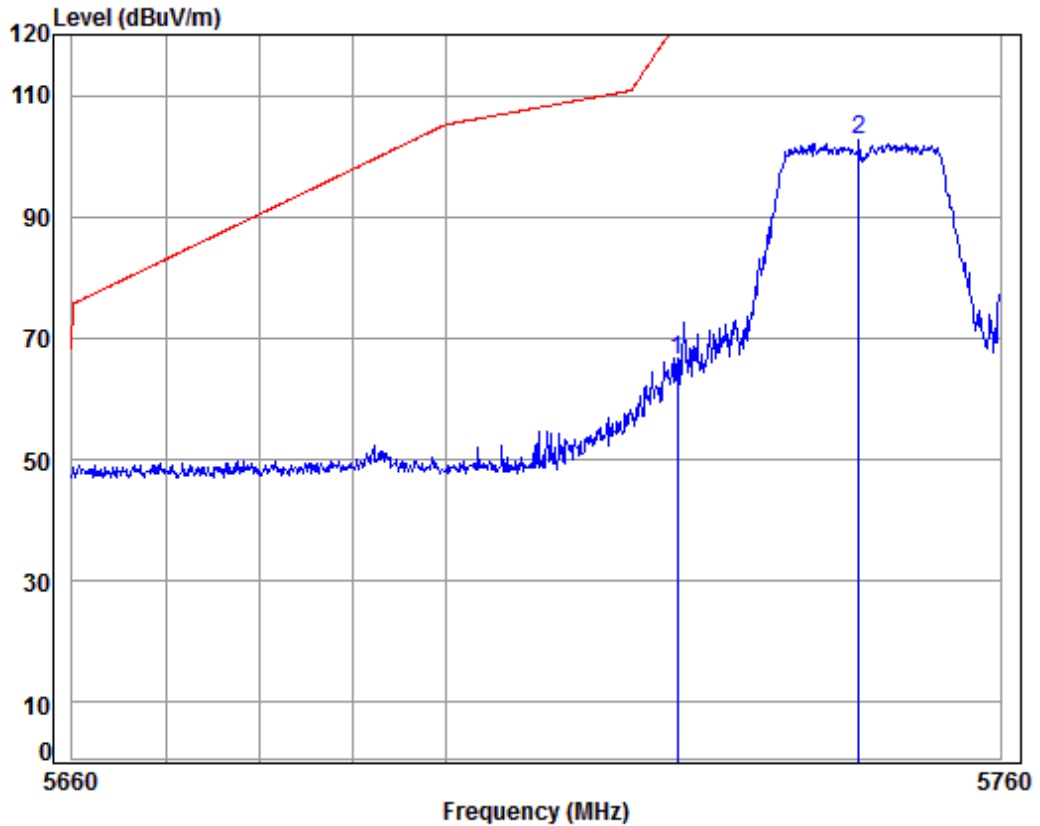


**SGS-CSTC Standards Technical Services Co., Ltd.**  
**Shenzhen Branch**

Report No.: SZEM170300153902

Page: 135 of 155

Test mode:	802.11n(HT20)	Frequency(MHz):	5745	Vertical
------------	---------------	-----------------	------	----------

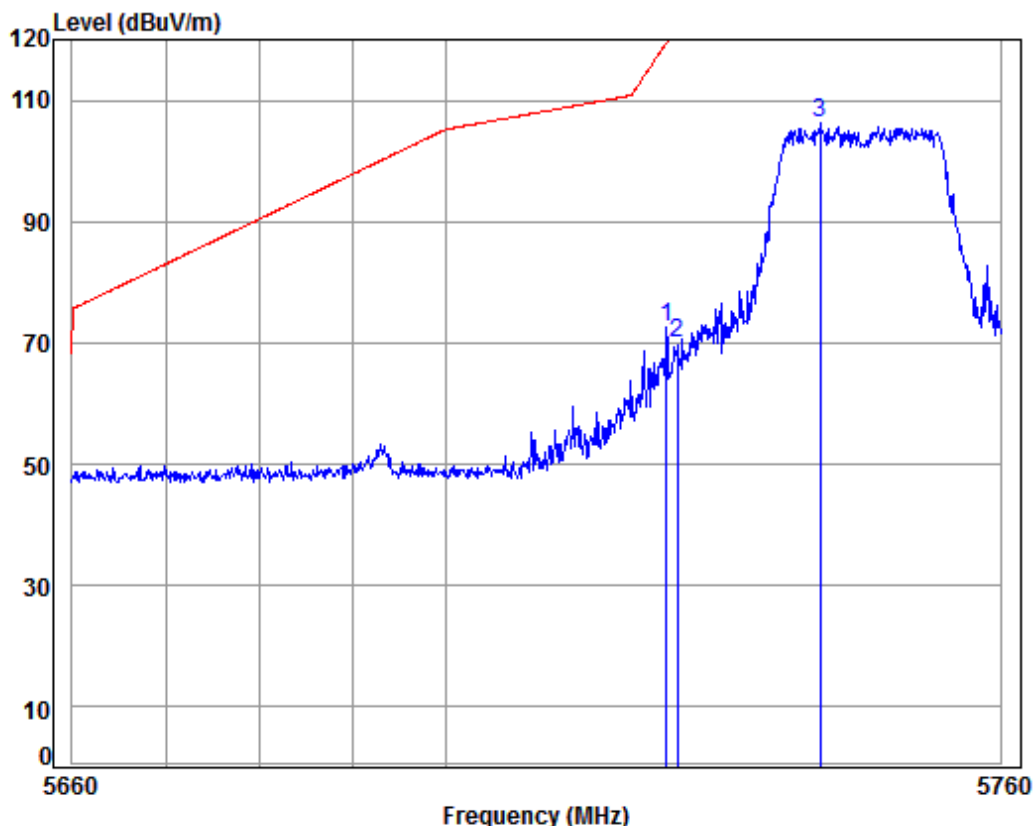


Condition: 3m Vertical  
 Job No: : 01539RG  
 Mode: : 5745 Band edge  
 : N20

	Freq	Cable Loss	Ant Factor	Preamp Factor	Read Level	Level	Limit	Over	Remark
	MHz	dB	dB/m	dB	dBuV	dBuV/m	dBuV/m	dB	
1	5725.000	8.48	34.54	38.35	61.82	66.49	122.20	-55.71	Peak
2	pp 5744.687	8.50	34.55	38.35	97.82	102.52	125.20	-22.68	Peak



Test mode:	802.11n(HT20)	Frequency(MHz):	5745	Horizontal
------------	---------------	-----------------	------	------------



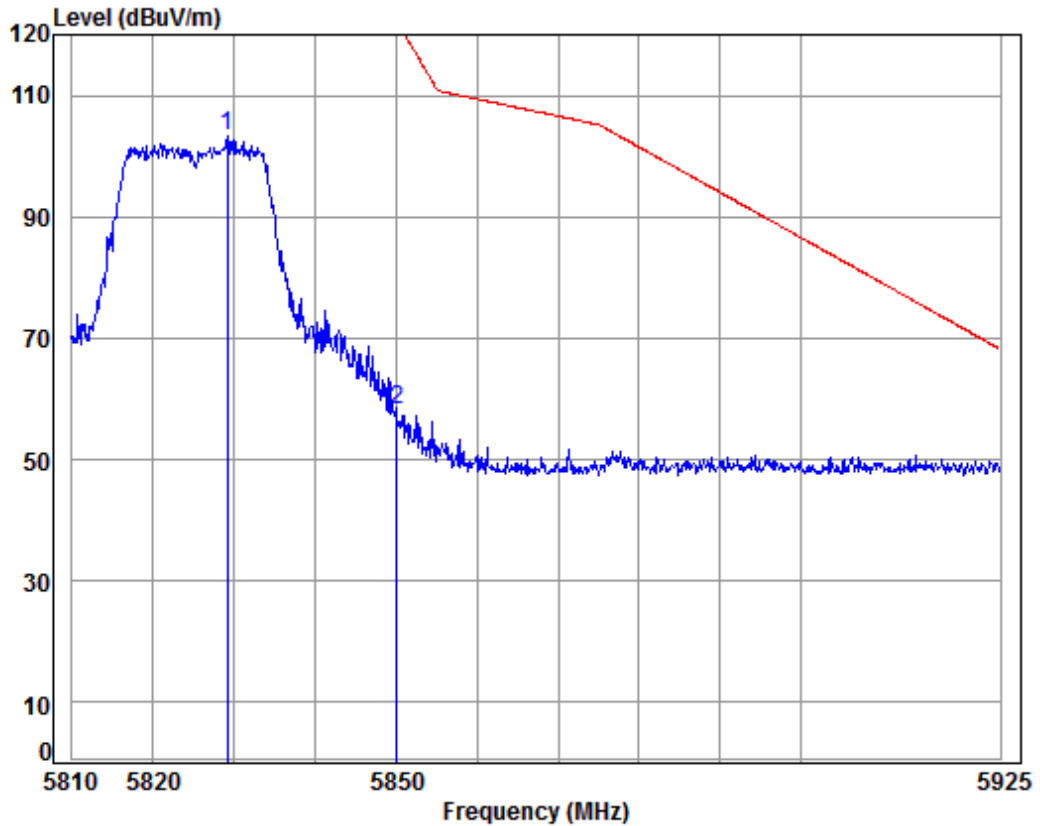
Condition: 3m Horizontal  
 Job No: : 01539RG  
 Mode: : 5745 Band edge  
 : N20

	Freq	Cable Loss	Ant Factor	Preamp Factor	Read Level	Level	Limit Line	Over Limit	Remark
	MHz	dB	dB/m	dB	dBuV	dBuV/m	dBuV/m	dB	
1	5723.798	8.48	34.54	38.36	67.99	72.65	119.46	-46.81	Peak
2	5725.000	8.48	34.54	38.35	65.45	70.12	122.20	-52.08	Peak
3 pp	5740.463	8.50	34.55	38.35	101.51	106.21	125.20	-18.99	Peak





Test mode:	802.11n(HT20)	Frequency(MHz):	5825	Vertical
------------	---------------	-----------------	------	----------

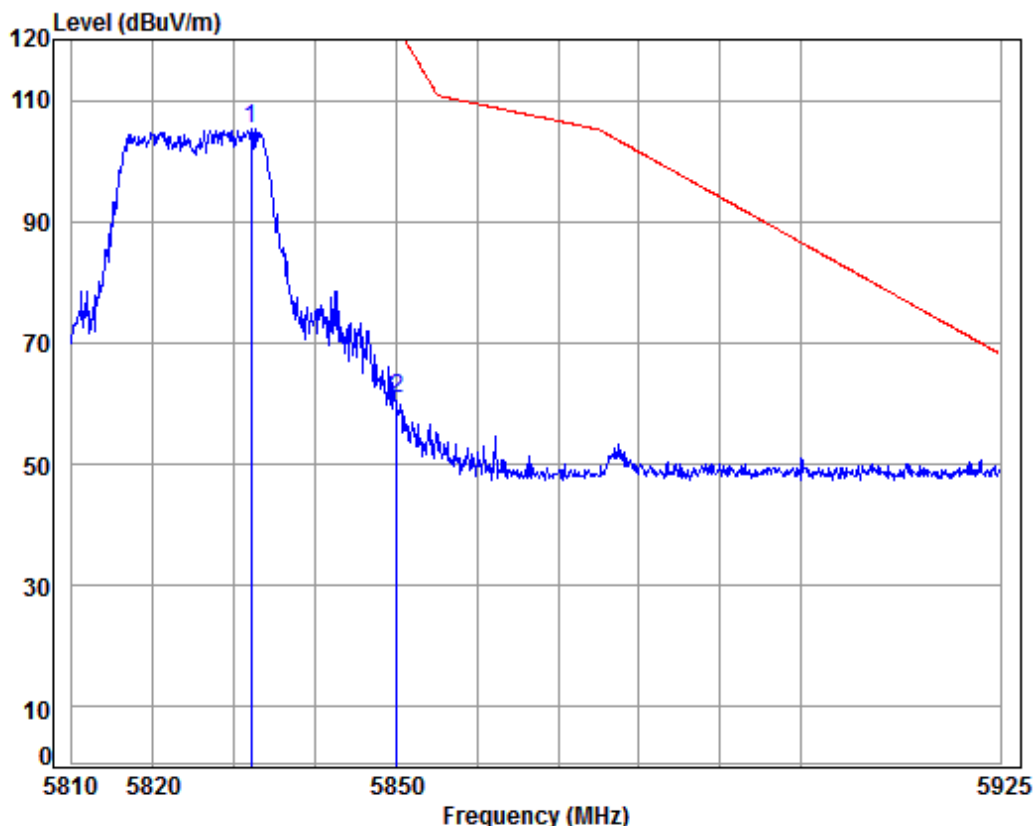


Condition: 3m Vertical  
Job No: : 01539RG  
Mode: : 5825 Band edge  
: N20

	Freq	Cable Loss	Ant Factor	Preamp Factor	Read Level	Level	Limit Line	Over Limit	Remark
	MHz	dB	dB/m	dB	dBuV	dBuV/m	dBuV/m	dB	
1 pp	5829.048	8.58	34.60	38.33	98.40	103.25	125.20	-21.95	Peak
2	5850.000	8.60	34.61	38.33	53.17	58.05	122.20	-64.15	Peak



Test mode:	802.11n(HT20)	Frequency(MHz):	5825	Horizontal
------------	---------------	-----------------	------	------------

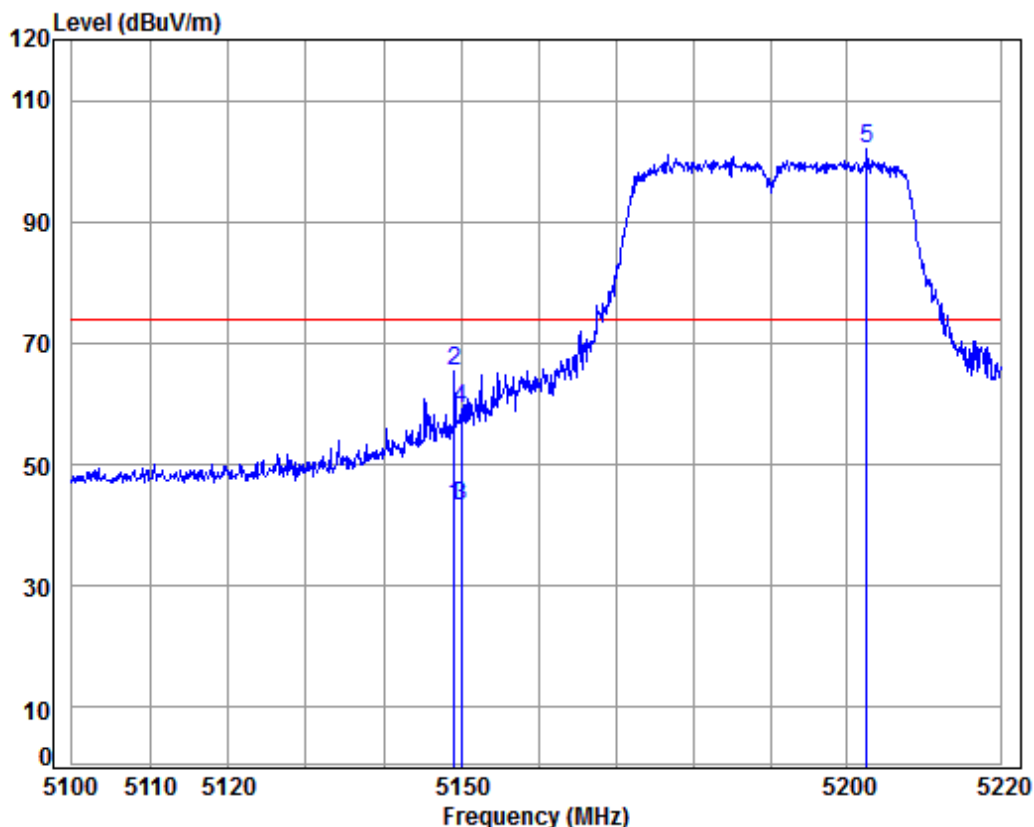


Condition: 3m Horizontal  
 Job No: : 01539RG  
 Mode: : 5825 Band edge  
 : N20

	Freq	Cable Loss	Ant Factor	Preamp Factor	Read Level	Limit Level	Limit Line	Over Limit	Remark
	MHz	dB	dB/m	dB	dBuV	dBuV/m	dBuV/m	dB	
1 pp	5832.020	8.59	34.60	38.33	100.52	105.38	125.20	-19.82	Peak
2	5850.000	8.60	34.61	38.33	56.05	60.93	122.20	-61.27	Peak



Test mode:	802.11n(HT40)	Frequency(MHz):	5190	Vertical
------------	---------------	-----------------	------	----------

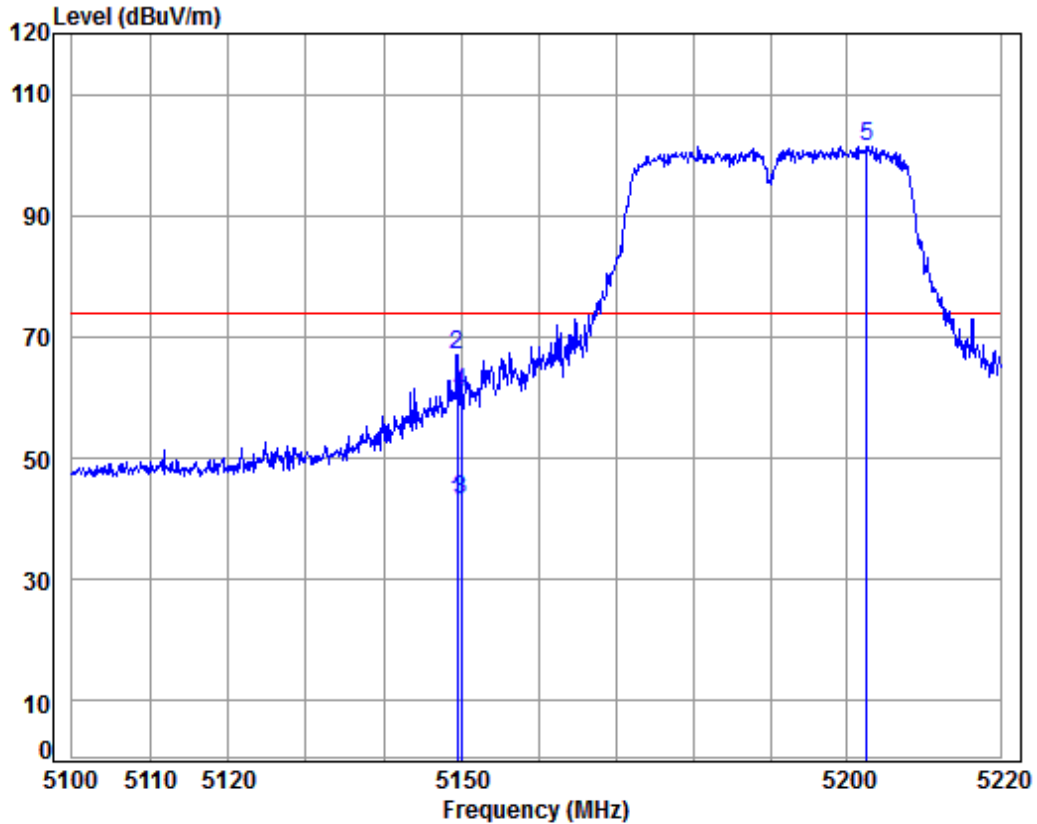


Condition: 3m Vertical  
 Job No: : 01539RG  
 Mode: : 5190 Band edge  
 : N40

	Freq	Cable Loss	Ant Factor	Preamp Factor	Read Level	Level	Limit	Over	Remark
	MHz	dB	dB/m	dB	dBuV	dBuV/m	dBuV/m	dB	
1	5149.102	8.08	34.47	38.47	38.92	43.00	54.00	-11.00	Average
2	5149.102	8.08	34.47	38.47	61.46	65.54	74.00	-8.46	Peak
3	av 5150.000	8.08	34.47	38.47	39.07	43.15	54.00	-10.85	Average
4	5150.000	8.08	34.47	38.47	55.13	59.21	74.00	-14.79	Peak
5	pp 5202.547	8.10	34.46	38.46	97.87	101.97	74.00	27.97	Peak



Test mode:	802.11n(HT40)	Frequency(MHz):	5190	Horizontal
------------	---------------	-----------------	------	------------



Condition: 3m Horizontal  
Job No: : 01539RG  
Mode: : 5190 Band edge  
: N40

	Freq	Cable Loss	Ant Factor	Preamp Factor	Read Level	Limit Level	Over Line	Limit Remark
	MHz	dB	dB/m	dB	dBuV	dBuV/m	dBuV/m	dB
1	5149.461	8.08	34.47	38.47	38.63	42.71	54.00	-11.29 Average
2	5149.461	8.08	34.47	38.47	63.09	67.17	74.00	-6.83 Peak
3	av 5150.000	8.08	34.47	38.47	39.09	43.17	54.00	-10.83 Average
4	5150.000	8.08	34.47	38.47	56.85	60.93	74.00	-13.07 Peak
5	pp 5202.547	8.10	34.46	38.46	97.26	101.36	74.00	27.36 Peak

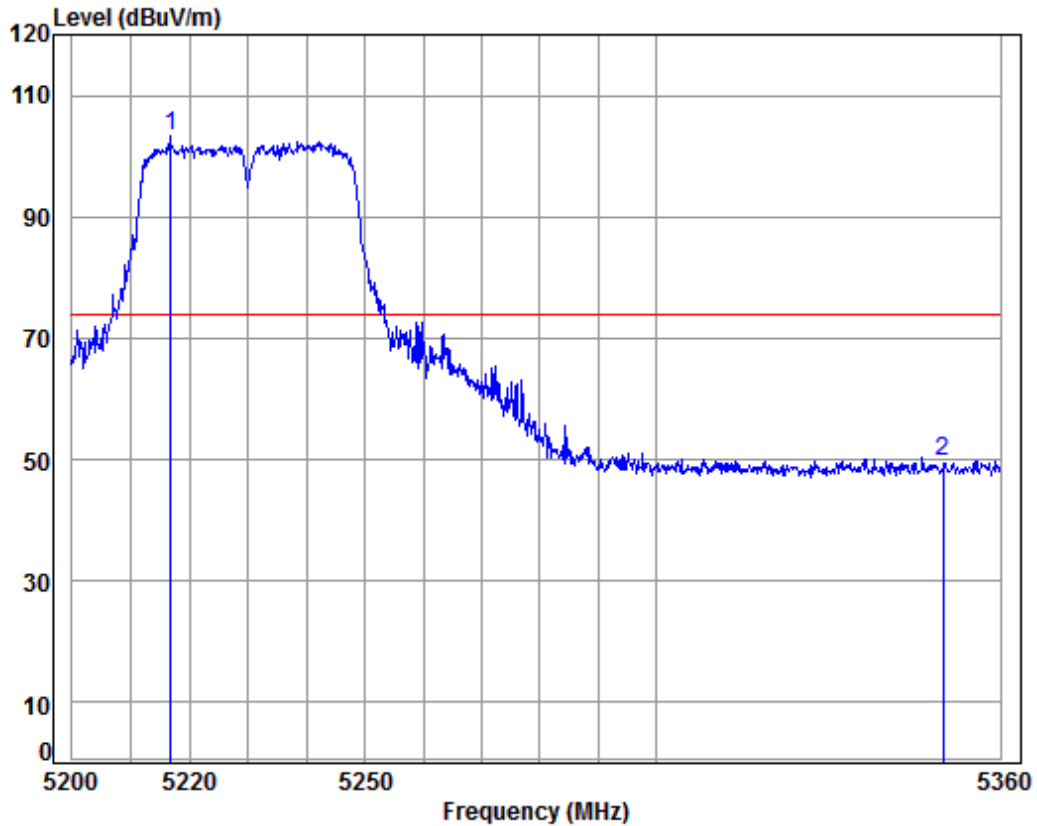


**SGS-CSTC Standards Technical Services Co., Ltd.  
Shenzhen Branch**

Report No.: SZEM170300153902

Page: 141 of 155

Test mode:	802.11n(HT40)	Frequency(MHz):	5230	Vertical
------------	---------------	-----------------	------	----------

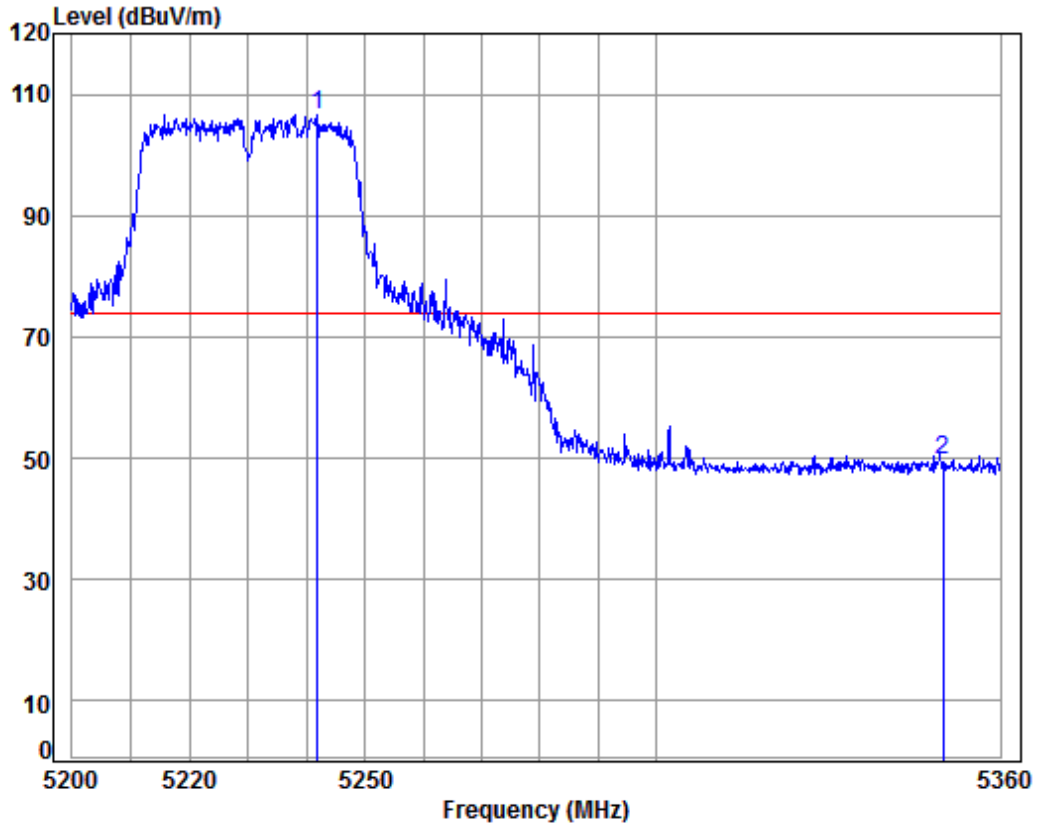


Condition: 3m Vertical  
 Job No: : 01539RG  
 Mode: : 5230 Band edge  
 : N40

	Freq	Cable Loss	Ant Factor	Preamp Factor	Read Level	Level	Limit	Over	Remark
	MHz	dB	dB/m	dB	dBuV	dBuV/m	dBuV/m	dB	
1 pp	5216.731	8.11	34.46	38.46	99.07	103.18	74.00	29.18	Peak
2	5350.000	8.18	34.43	38.43	45.39	49.57	74.00	-24.43	Peak



Test mode:	802.11n(HT40)	Frequency(MHz):	5230	Horizontal
------------	---------------	-----------------	------	------------

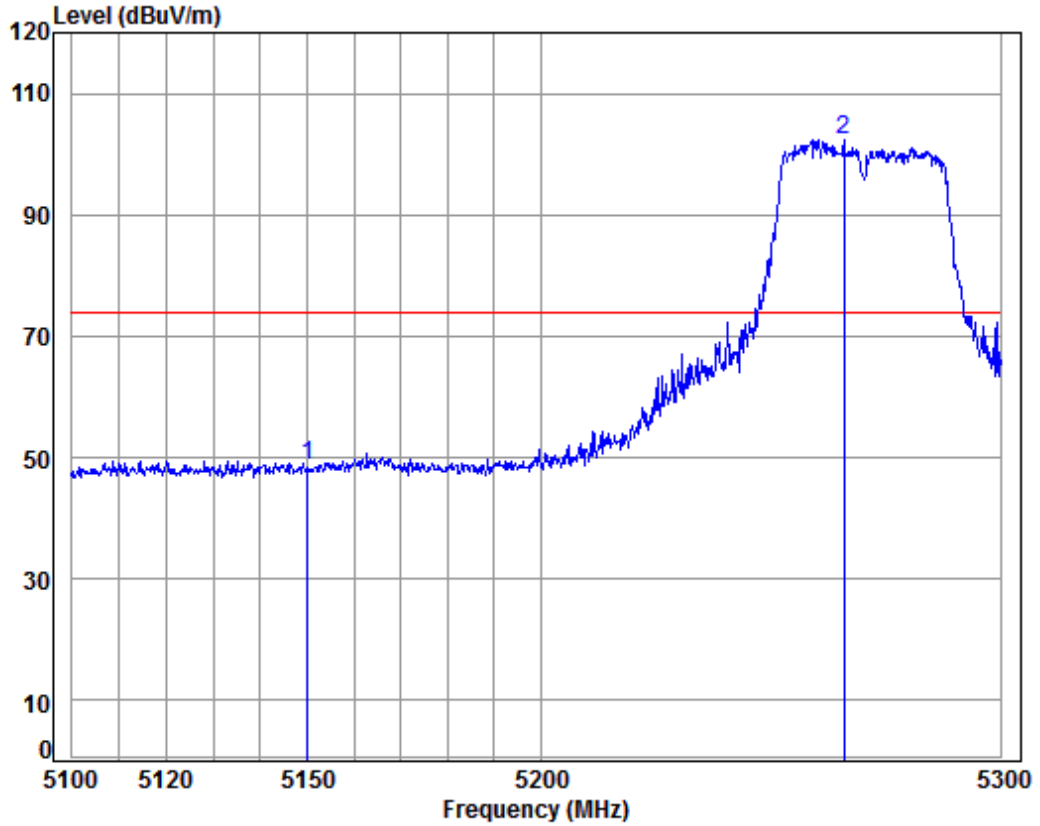


Condition: 3m Horizontal  
 Job No: : 01539RG  
 Mode: : 5230 Band edge  
 : N40

	Freq	Cable Loss	Ant Factor	Preamp Factor	Read Level	Limit Level	Limit Line	Over Limit	Remark
	MHz	dB	dB/m	dB	dBuV	dBuV/m	dBuV/m	dB	
1 pp	5241.929	8.12	34.45	38.45	102.46	106.58	74.00	32.58	Peak
2	5350.000	8.18	34.43	38.43	45.66	49.84	74.00	-24.16	Peak



Test mode:	802.11n(HT40)	Frequency(MHz):	5270	Vertical
------------	---------------	-----------------	------	----------



Condition: 3m Vertical  
 Job No: : 01539RG  
 Mode: : 5270 Band edge  
 : N40

	Freq	Cable Loss	Ant Factor	Preamp Factor	Read Level	Level	Limit	Over	Remark
	MHz	dB	dB/m	dB	dBuV	dBuV/m	dBuV/m	dB	
1	5150.000	8.08	34.47	38.47	44.77	48.85	74.00	-25.15	Peak
2	pp 5265.860	8.14	34.45	38.45	98.16	102.30	74.00	28.30	Peak

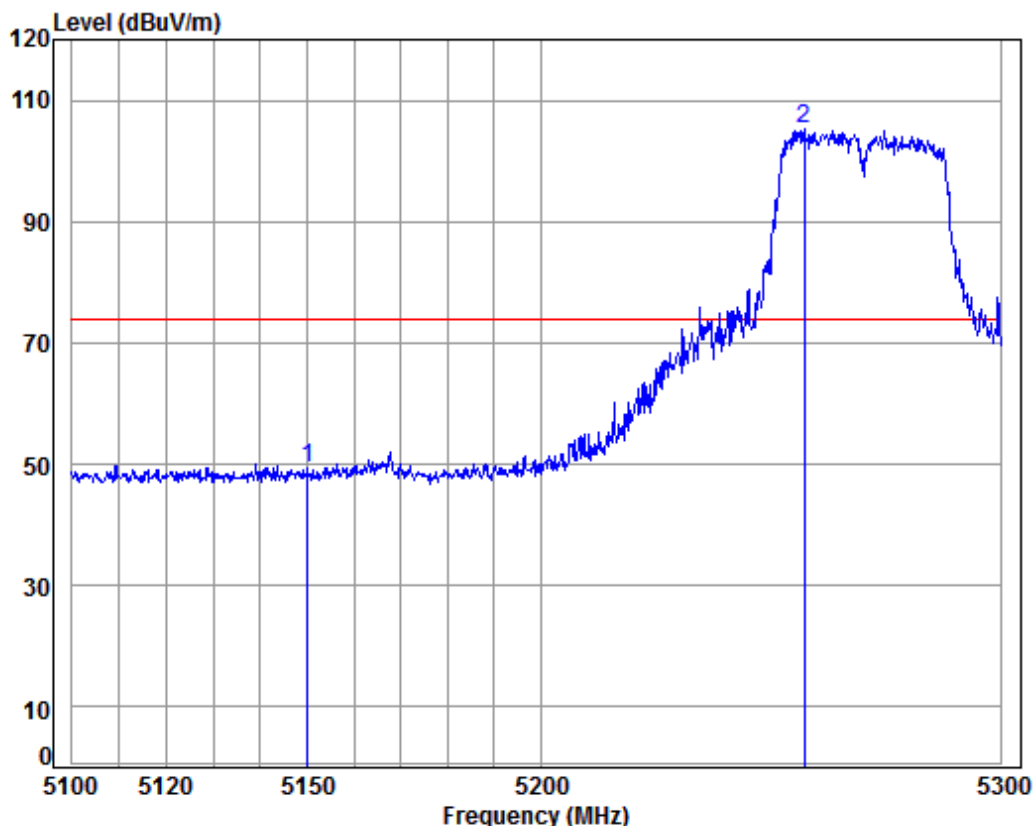


# SGS-CSTC Standards Technical Services Co., Ltd. Shenzhen Branch

Report No.: SZEM170300153902

Page: 144 of 155

Test mode:	802.11n(HT40)	Frequency(MHz):	5270	Horizontal
------------	---------------	-----------------	------	------------



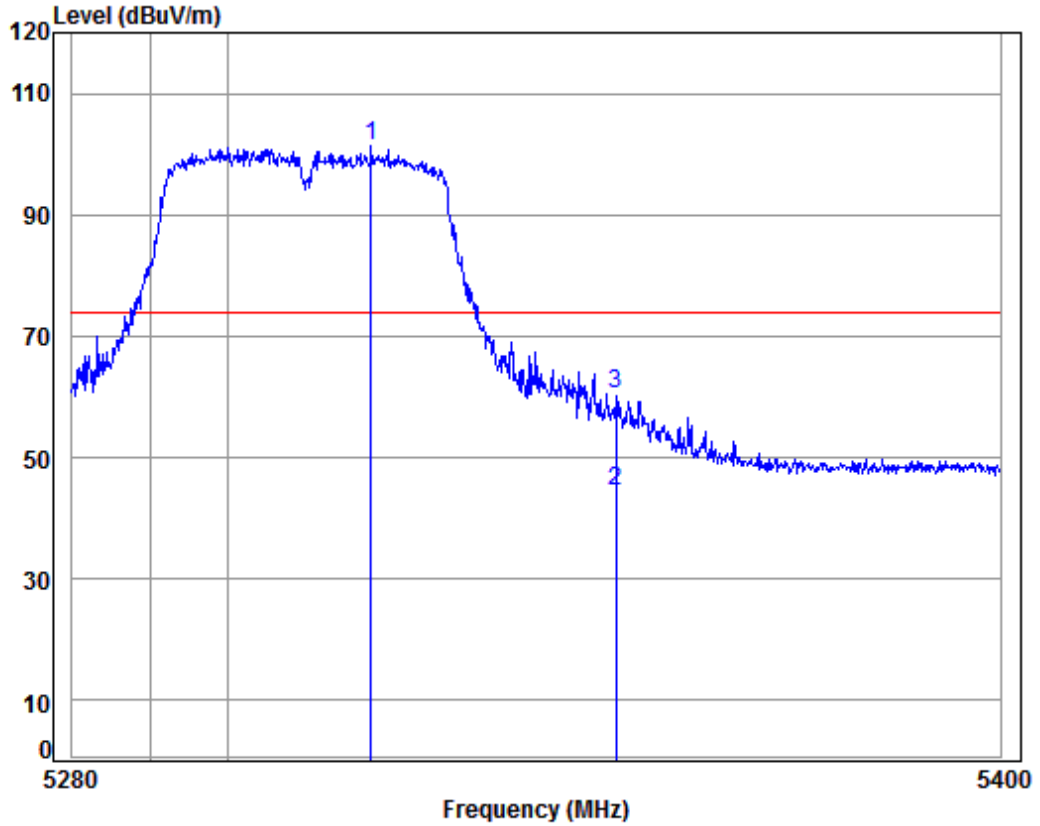
Condition: 3m Horizontal  
 Job No: : 01539RG  
 Mode: : 5270 Band edge  
 : N40

	Freq	Cable Loss	Ant Factor	Preamp Factor	Read Level	Limit Level	Over Line	Over Limit	Remark
	MHz	dB	dB/m	dB	dBuV	dBuV/m	dBuV/m	dB	
1	5150.000	8.08	34.47	38.47	45.38	49.46	74.00	-24.54	Peak
2	5270.157	8.13	34.45	38.45	101.10	105.23	74.00	31.23	Peak





Test mode:	802.11n(HT40)	Frequency(MHz):	5310	Vertical
------------	---------------	-----------------	------	----------

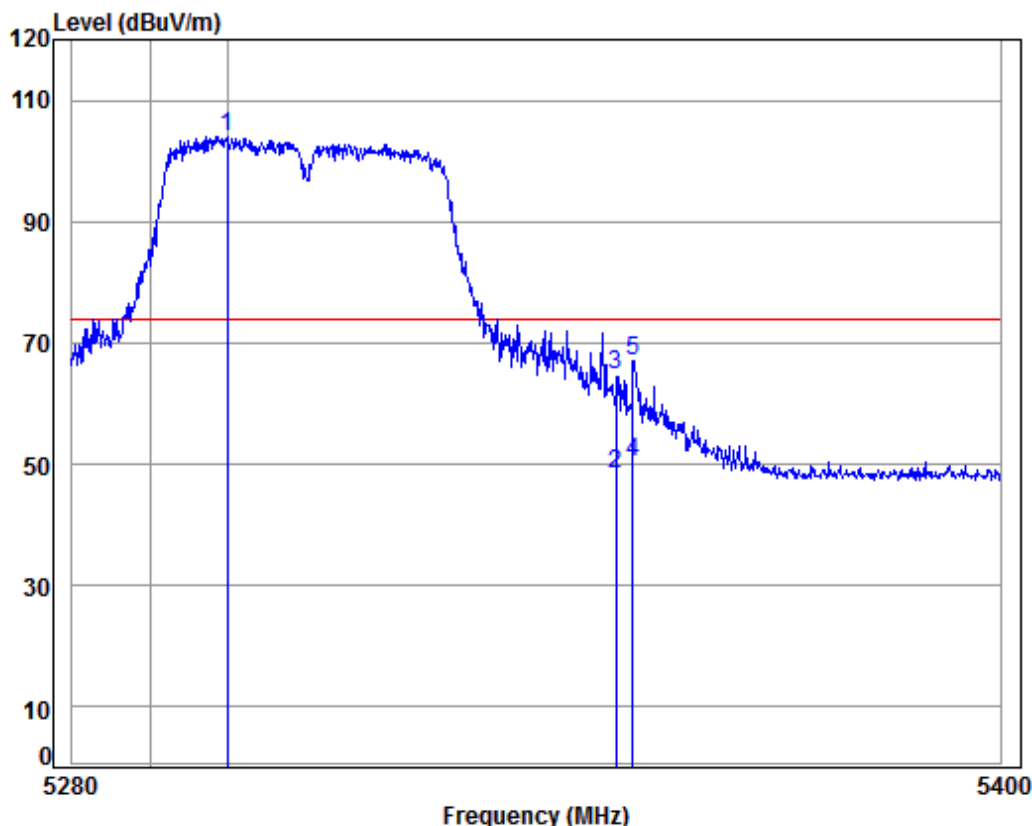


Condition: 3m Vertical  
 Job No: : 01539RG  
 Mode: : 5310 Band edge  
 : N40

	Freq	Cable Loss	Ant Factor	Preamp Factor	Read Level	Level	Limit	Over	Remark
	MHz	dB	dB/m	dB	dBuV	dBuV/m	dBuV/m	dB	
1 pp	5318.346	8.16	34.44	38.44	97.15	101.31	74.00	27.31	Peak
2 av	5350.000	8.18	34.43	38.43	40.35	44.53	54.00	-9.47	Average
3	5350.000	8.18	34.43	38.43	56.17	60.35	74.00	-13.65	Peak



Test mode:	802.11n(HT40)	Frequency(MHz):	5310	Horizontal
------------	---------------	-----------------	------	------------

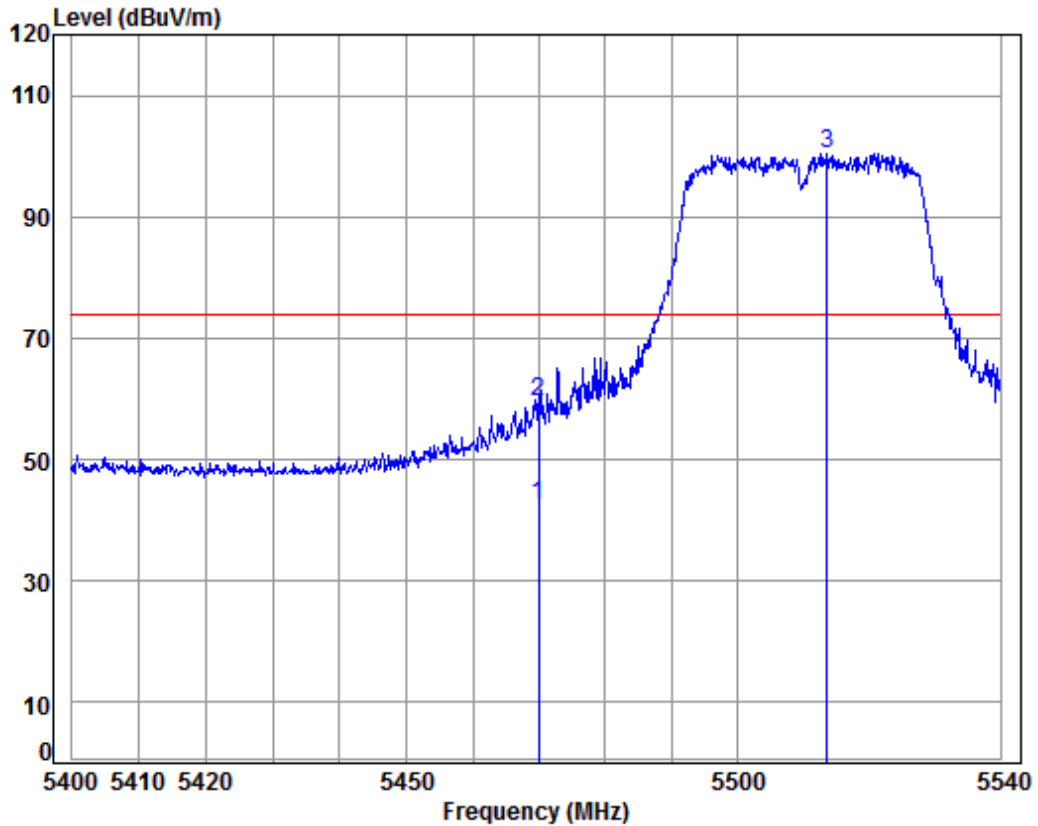


Condition: 3m Horizontal  
Job No: : 01539RG  
Mode: : 5310 Band edge  
: N40

		Cable	Ant	Preamp	Read	Limit	Over		
	Freq	Loss	Factor	Factor	Level	Line	Limit	Remark	
	MHz	dB	dB/m	dB	dBuV	dBuV/m	dBuV/m	dB	
1 pp	5299.853	8.15	34.44	38.44	99.96	104.11	74.00	30.11	Peak
2	5350.000	8.18	34.43	38.43	44.21	48.39	54.00	-5.61	Average
3	5350.000	8.18	34.43	38.43	60.57	64.75	74.00	-9.25	Peak
4 av	5352.157	8.18	34.43	38.43	46.03	50.21	54.00	-3.79	Average
5	5352.157	8.18	34.43	38.43	62.86	67.04	74.00	-6.96	Peak



Test mode:	802.11n(HT40)	Frequency(MHz):	5510	Vertical
------------	---------------	-----------------	------	----------

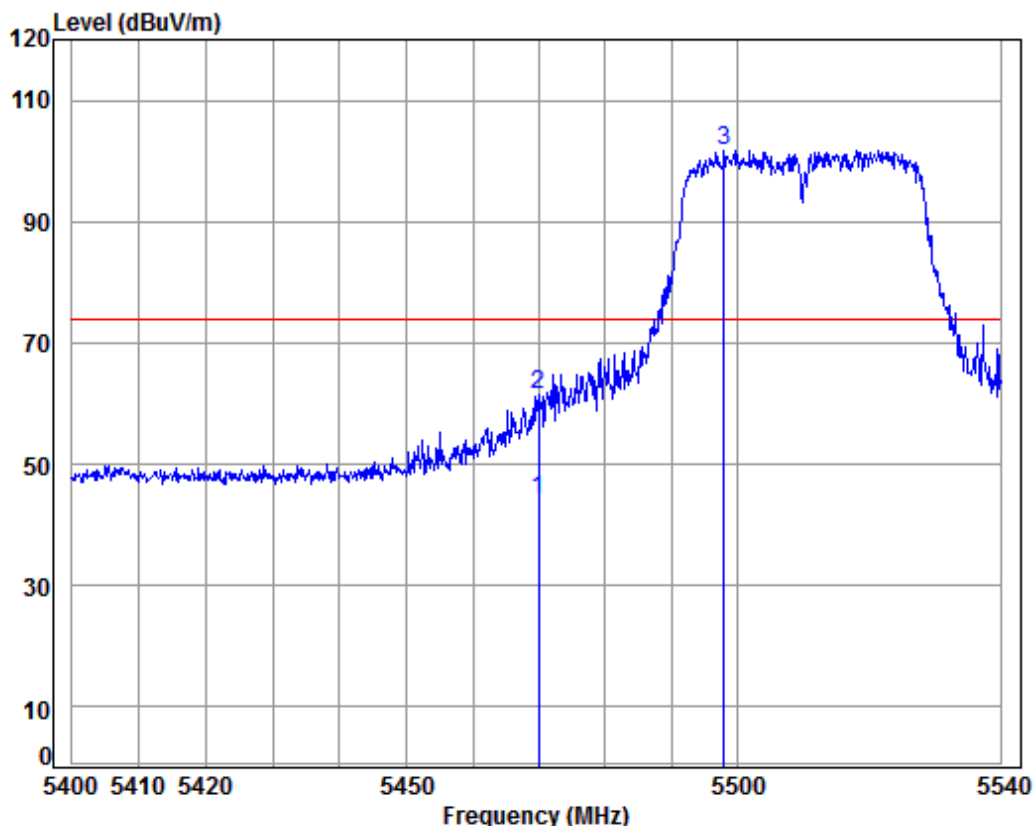


Condition: 3m Vertical  
Job No: : 01539RG  
Mode: : 5510 Band edge  
: N40

	Freq	Cable Loss	Ant Factor	Preamp Factor	Read Level	Level	Limit	Over	Remark
	MHz	dB	dB/m	dB	dBuV	dBuV/m	dBuV/m	dB	
1 av	5470.000	8.24	34.41	38.41	38.38	42.62	54.00	-11.38	Average
2	5470.000	8.24	34.41	38.41	55.36	59.60	74.00	-14.40	Peak
3 pp	5513.547	8.26	34.41	38.40	96.17	100.44	74.00	26.44	Peak



Test mode:	802.11n(HT40)	Frequency(MHz):	5510	Horizontal
------------	---------------	-----------------	------	------------

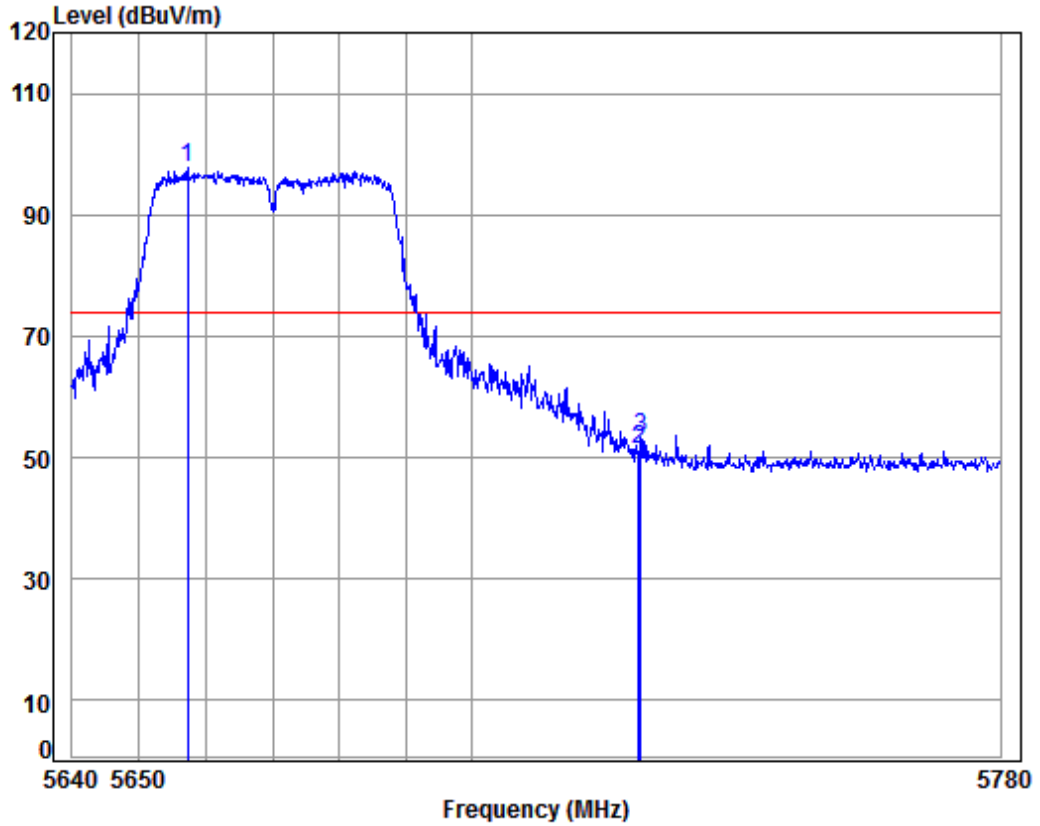


Condition: 3m Horizontal  
Job No: : 01539RG  
Mode: : 5510 Band edge  
: N40

		Cable	Ant	Preamp	Read	Limit	Over		
	Freq	Loss	Factor	Factor	Level	Level	Line	Limit	Remark
	MHz	dB	dB/m	dB	dBuV	dBuV/m	dBuV/m	dB	
1	av 5470.000	8.24	34.41	38.41	39.96	44.20	54.00	-9.80	Average
2	5470.000	8.24	34.41	38.41	57.11	61.35	74.00	-12.65	Peak
3	pp 5497.905	8.25	34.40	38.40	97.39	101.64	74.00	27.64	Peak



Test mode:	802.11n(HT40)	Frequency(MHz):	5670	Vertical
------------	---------------	-----------------	------	----------

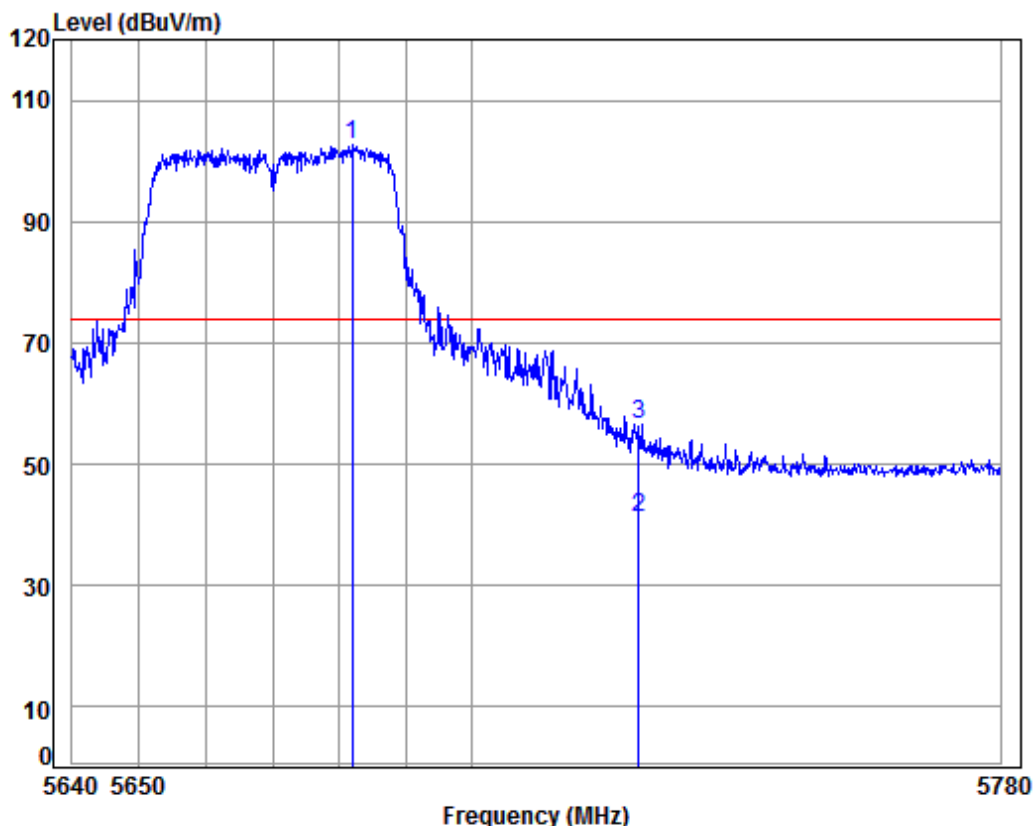


Condition: 3m Vertical  
Job No: : 01539RG  
Mode: : 5670 Band edge  
: N40

	Freq	Cable Loss	Ant Factor	Preamp Factor	Read Level	Level	Limit Line	Over Limit	Remark
	MHz	dB	dB/m	dB	dBuV	dBuV/m	dBuV/m	dB	
1 pp	5657.313	8.41	34.50	38.37	93.28	97.82	74.00	23.82	Peak
2	5725.000	8.48	34.54	38.35	46.82	51.49	74.00	-22.51	Peak
3	5725.413	8.48	34.54	38.35	48.55	53.22	74.00	-20.78	Peak



Test mode:	802.11n(HT40)	Frequency(MHz):	5670	Horizontal
------------	---------------	-----------------	------	------------

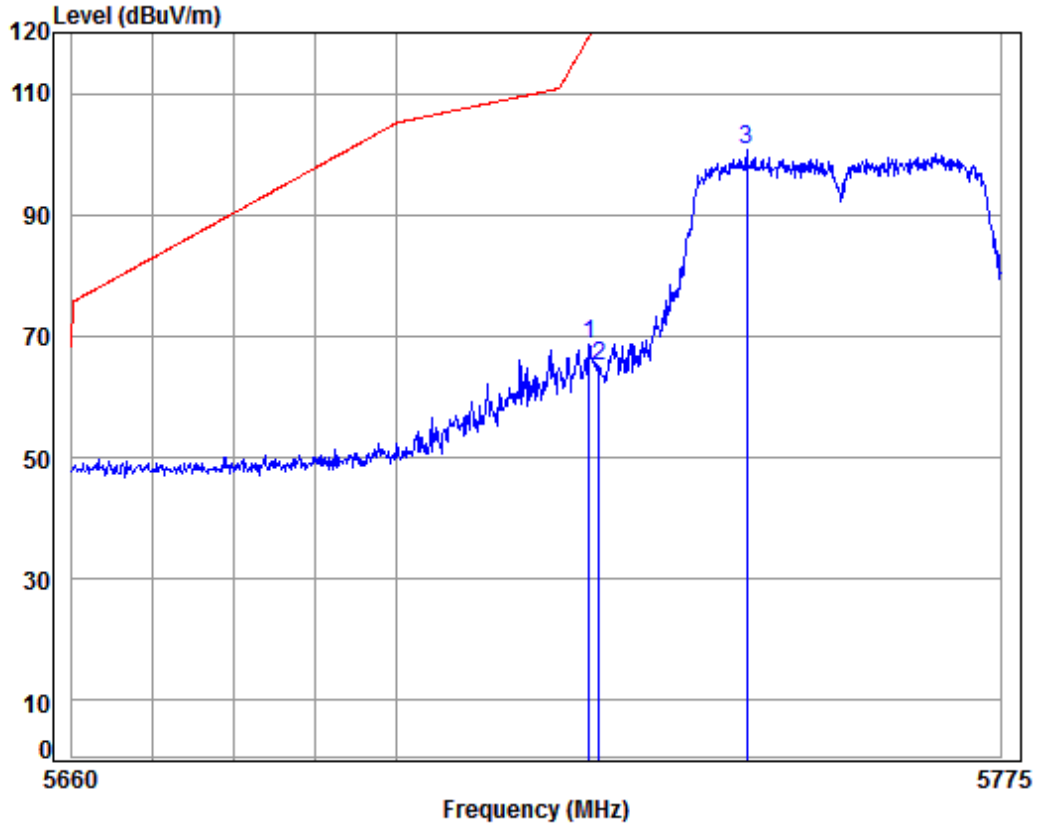


Condition: 3m Horizontal  
 Job No: : 01539RG  
 Mode: : 5670 Band edge  
 : N40

		Cable	Ant	Preamp	Read	Limit	Over	
	Freq	Loss	Factor	Factor	Level	Line	Limit	Remark
	MHz	dB	dB/m	dB	dBuV	dBuV/m	dBuV/m	dB
1 pp	5681.919	8.44	34.51	38.36	97.94	102.53	74.00	28.53 Peak
2 av	5725.000	8.48	34.54	38.35	36.44	41.11	54.00	-12.89 Average
3	5725.000	8.48	34.54	38.35	51.90	56.57	74.00	-17.43 Peak



Test mode:	802.11n(HT40)	Frequency(MHz):	5755	Vertical
------------	---------------	-----------------	------	----------

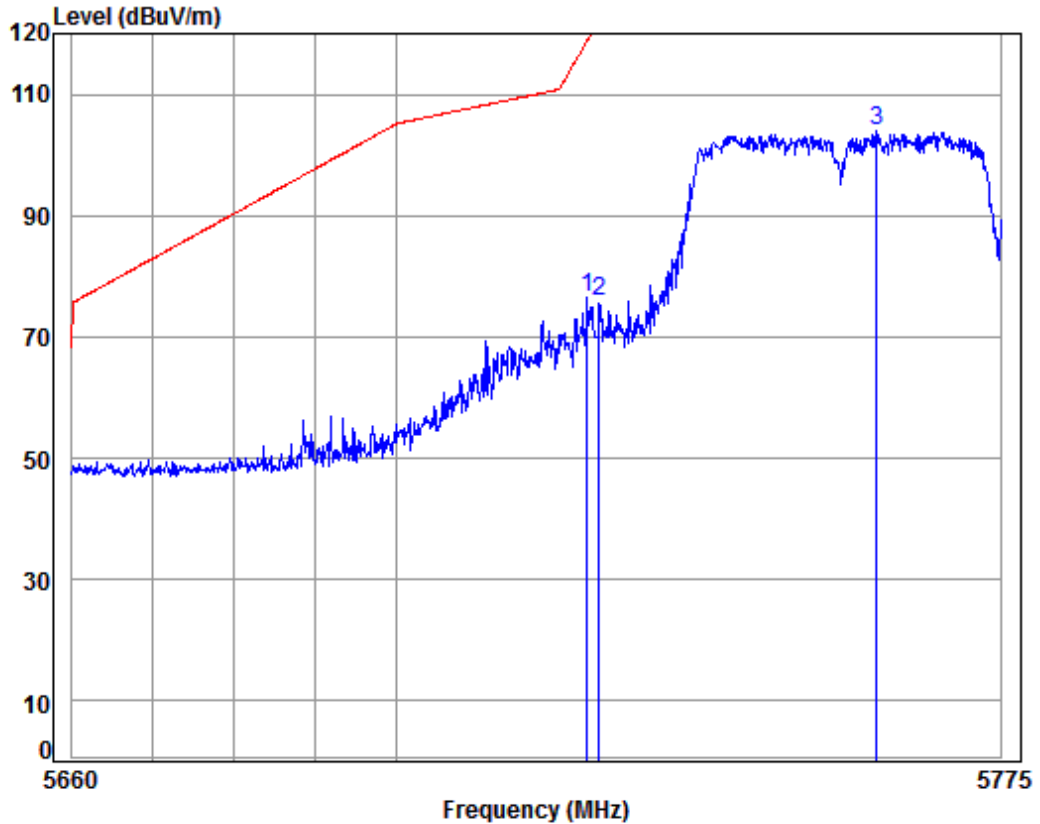


Condition: 3m Vertical  
Job No: : 01539RG  
Mode: : 5755 Band edge  
: N40

	Freq	Cable Loss	Ant Factor	Preamp Factor	Read Level	Level	Limit	Over	Remark
	MHz	dB	dB/m	dB	dBuV	dBuV/m	dBuV/m	dB	
1	5723.770	8.48	34.54	38.36	63.85	68.51	119.40	-50.89	Peak
2	5725.000	8.48	34.54	38.35	60.36	65.03	122.20	-57.17	Peak
3	5743.375	8.50	34.55	38.35	95.88	100.58	125.20	-24.62	Peak



Test mode:	802.11n(HT40)	Frequency(MHz):	5755	Horizontal
------------	---------------	-----------------	------	------------



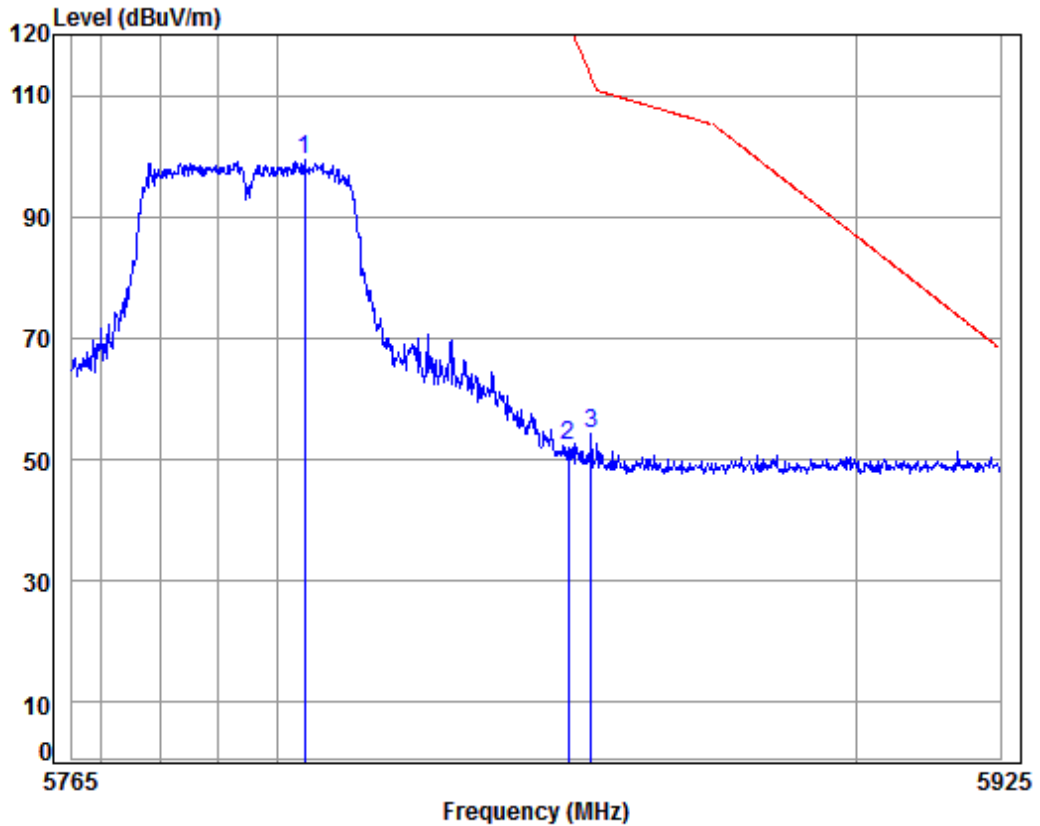
Condition: 3m Horizontal  
Job No: : 01539RG  
Mode: : 5755 Band edge  
: N40

	Freq	Cable Loss	Ant Factor	Preamp Factor	Read Level	Limit Level	Limit Line	Over Limit	Remark
	MHz	dB	dB/m	dB	dBuV	dBuV/m	dBuV/m	dB	
1	5723.539	8.48	34.54	38.36	71.92	76.58	118.87	-42.29	Peak
2	5725.000	8.48	34.54	38.35	71.06	75.73	122.20	-46.47	Peak
3 pp	5759.571	8.51	34.56	38.35	99.32	104.04	125.20	-21.16	Peak





Test mode:	802.11n(HT40)	Frequency(MHz):	5795	Vertical
------------	---------------	-----------------	------	----------

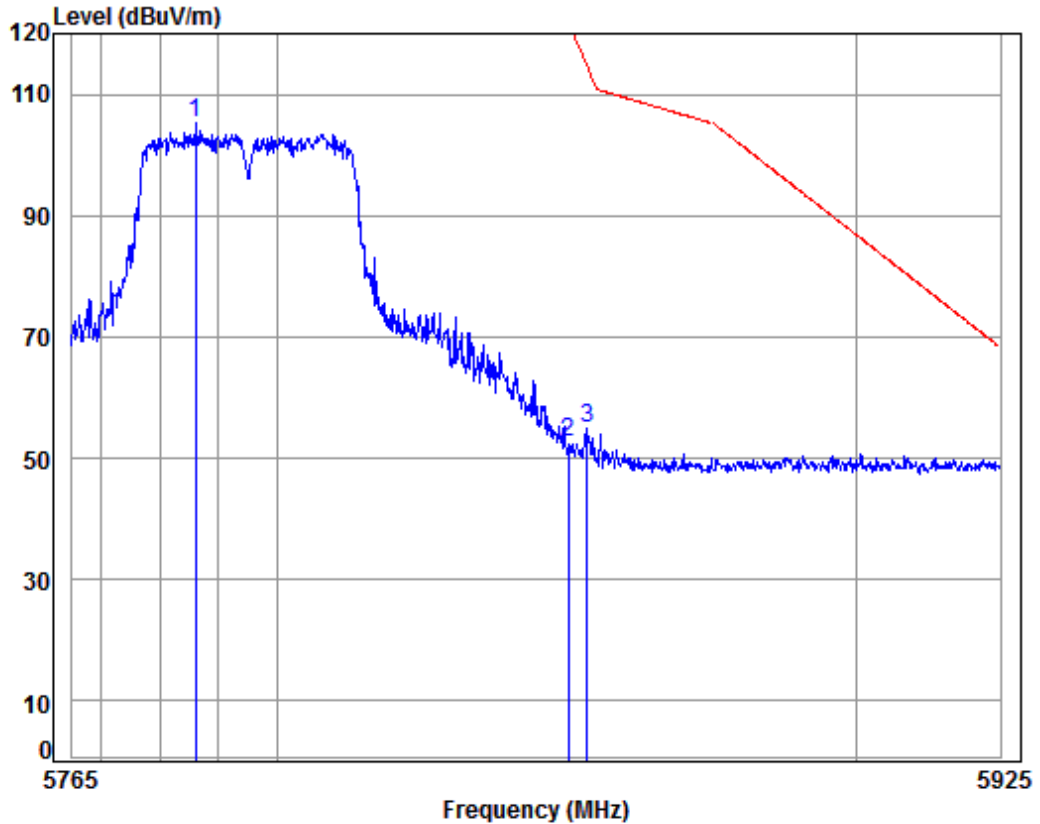


Condition: 3m Vertical  
Job No: : 01539RG  
Mode: : 5795 Band edge  
: N40

	Freq	Cable Loss	Ant Factor	Preamp Factor	Read Level	Level	Limit	Over	Remark
	MHz	dB	dB/m	dB	dBuV	dBuV/m	dBuV/m	dB	
1	pp 5804.749	8.56	34.59	38.34	94.46	99.27	125.20	-25.93	Peak
2	5850.000	8.60	34.61	38.33	47.28	52.16	122.20	-70.04	Peak
3	5853.900	8.61	34.62	38.33	49.43	54.33	113.31	-58.98	Peak



Test mode:	802.11n(HT40)	Frequency(MHz):	5795	Horizontal
------------	---------------	-----------------	------	------------



Condition: 3m Horizontal  
Job No: : 01539RG  
Mode: : 5795 Band edge  
: N40

	Freq	Cable Loss	Ant Factor	Preamp Factor	Read Level	Limit Level	Limit Line	Over Limit	Remark
	MHz	dB	dB/m	dB	dBuV	dBuV/m	dBuV/m	dB	
1 pp	5786.028	8.54	34.57	38.34	100.39	105.16	125.20	-20.04	Peak
2	5850.000	8.60	34.61	38.33	47.74	52.62	122.20	-69.58	Peak
3	5853.259	8.61	34.61	38.33	50.17	55.06	114.77	-59.71	Peak



*Note:*

*The field strength is calculated by adding the Antenna Factor, Cable Factor & Preamplifier. The basic equation with a sample calculation is as follows:*

*Final Test Level = Receiver Reading + Antenna Factor + Cable Factor – Preamplifier Factor*

---

## **7 Photographs - EUT Test Setup Details**

Refer to Appendix A - Photographs of EUT Test Setup Details for SZEM1703001539RG.