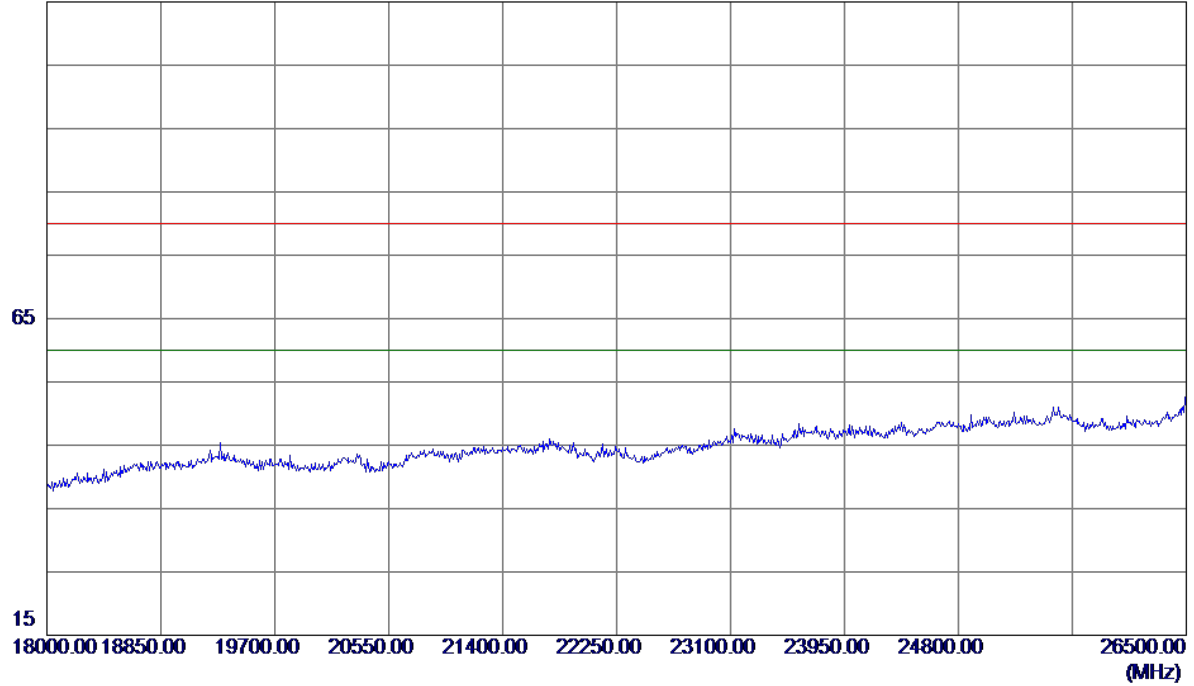


Orthogonal Axis :	X
Test Mode :	UNII-2C/ TX N40 Mode 5670MHz

**Horizontal**

115 dBuV/m



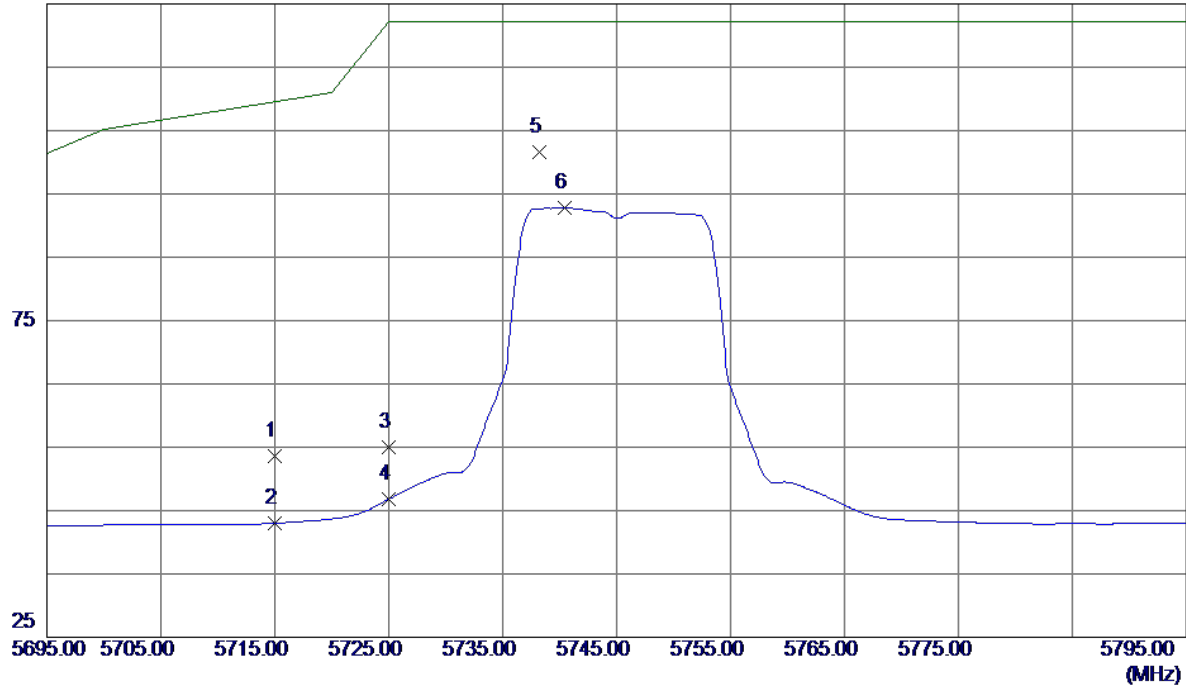
No.	Freq. MHz	Reading Level dBuV/m	Correct Factor dB	Measure ment dBuV/m	Limit dBuV/m	Margin dB	Detector	Comment



Orthogonal Axis:	X
Test Mode:	UNII-3/TX A Mode 5745MHz

**Vertical**

125 dBuV/m

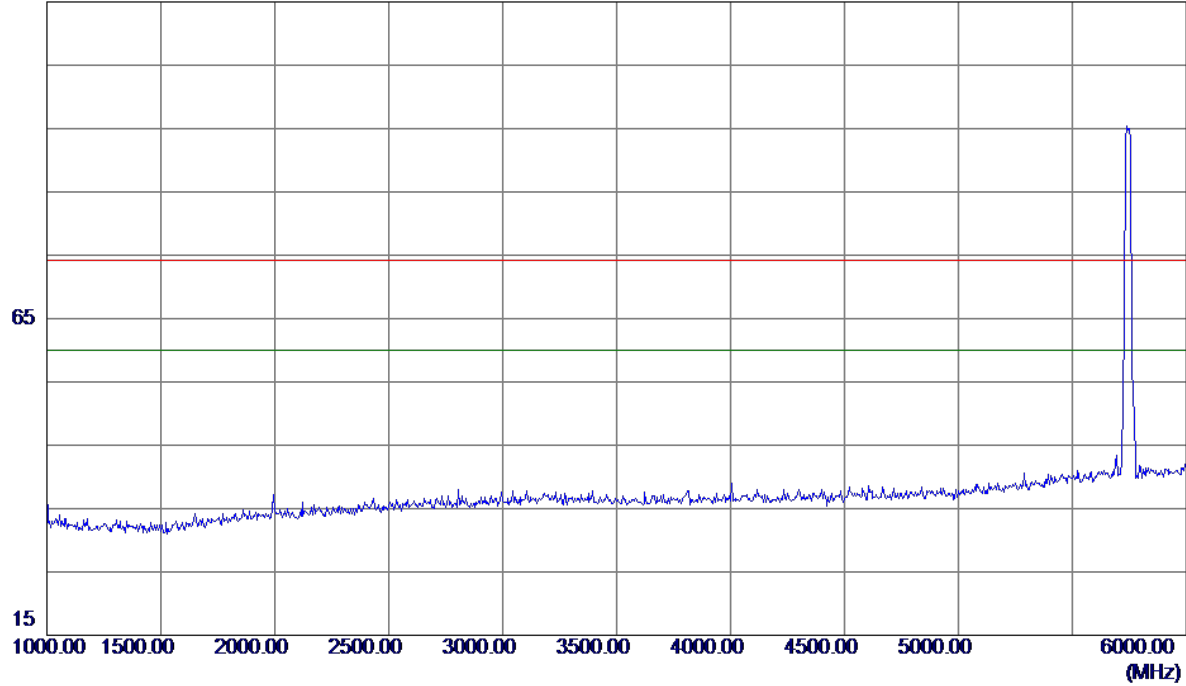


No.	Freq. MHz	Reading Level dBuV/m	Correct Factor dB	Measure ment dBuV/m	Limit dBuV/m	Margin dB	Detector	Comment
1	5715.0000	10.75	42.90	53.65	109.50	-55.85	Peak	
2	5715.0000	0.11	42.90	43.01	109.50	-66.49	AVG	
3	5725.0000	12.09	42.94	55.03	122.30	-67.27	Peak	
4	5725.0000	3.88	42.94	46.82	122.30	-75.48	AVG	
5 *	5738.2000	58.54	42.98	101.52	122.30	-20.78	Peak	
6	5740.4000	49.75	42.99	92.74	122.30	-29.56	AVG	

Orthogonal Axis:	X
Test Mode:	UNII-3/TX A Mode 5745MHz

**Vertical**

115 dBuV/m

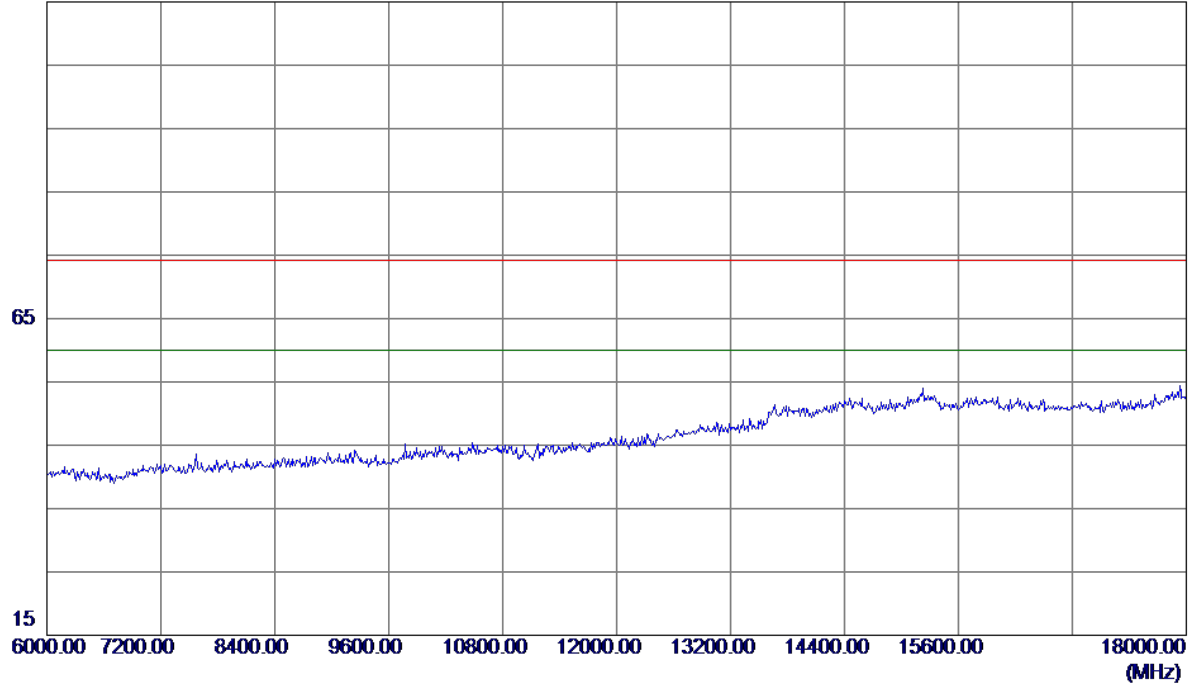


No.	Freq. MHz	Reading Level dBuV/m	Correct Factor dB	Measure ment dBuV/m	Limit dBuV/m	Margin dB	Detector	Comment

Orthogonal Axis:	X
Test Mode:	UNII-3/TX A Mode 5745MHz

**Vertical**

115 dBuV/m

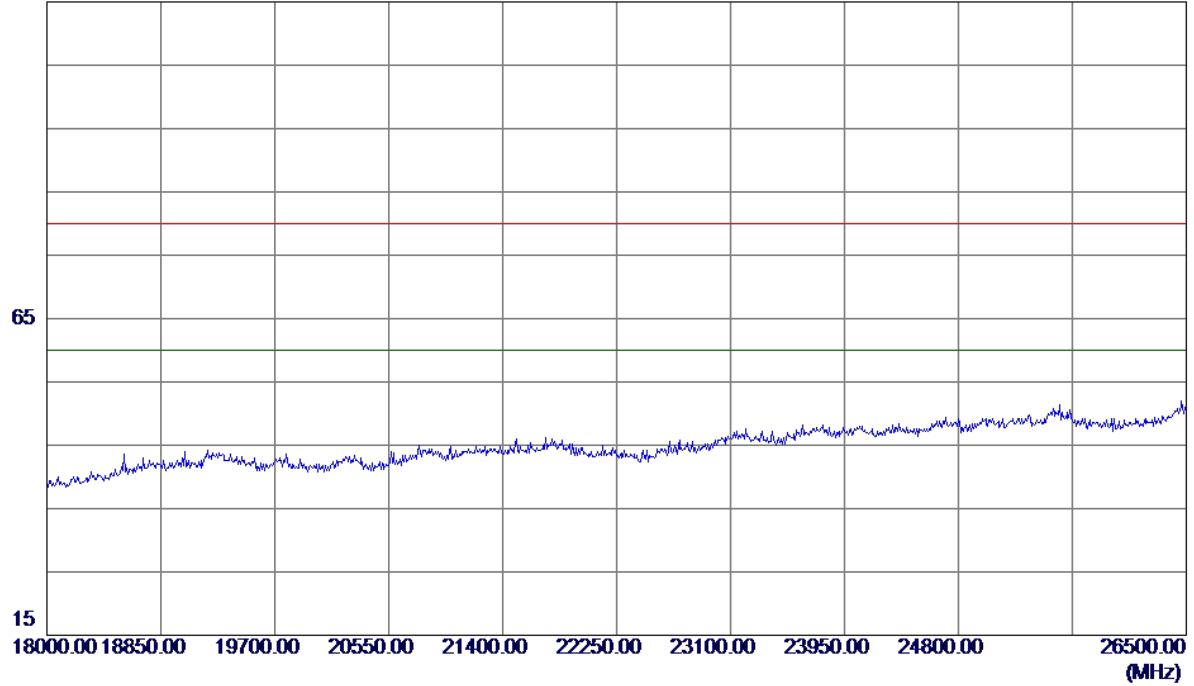


No.	Freq. MHz	Reading Level dBuV/m	Correct Factor dB	Measure ment dBuV/m	Limit dBuV/m	Margin dB	Detector	Comment

Orthogonal Axis:	X
Test Mode:	UNII-3/TX A Mode 5745MHz

**Vertical**

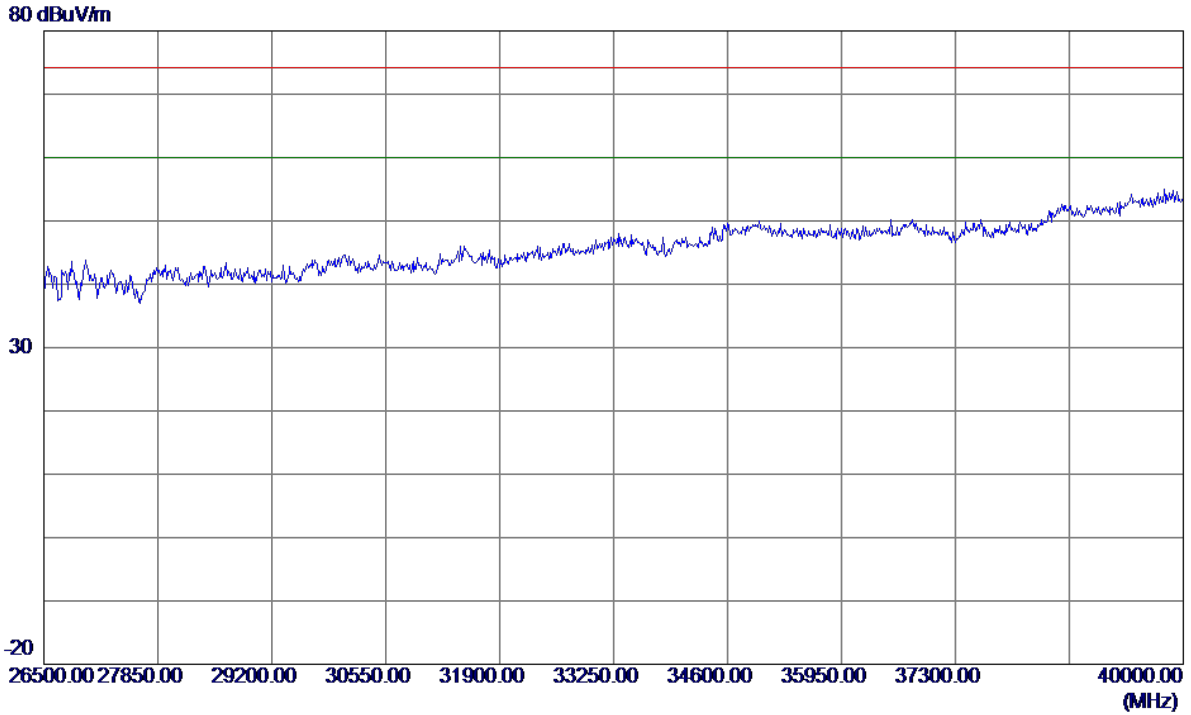
115 dBuV/m



No.	Freq. MHz	Reading Level dBuV/m	Correct Factor dB	Measure ment dBuV/m	Limit dBuV/m	Margin dB	Detector	Comment

Orthogonal Axis:	X
Test Mode:	UNII-3/TX A Mode 5745MHz

**Vertical**

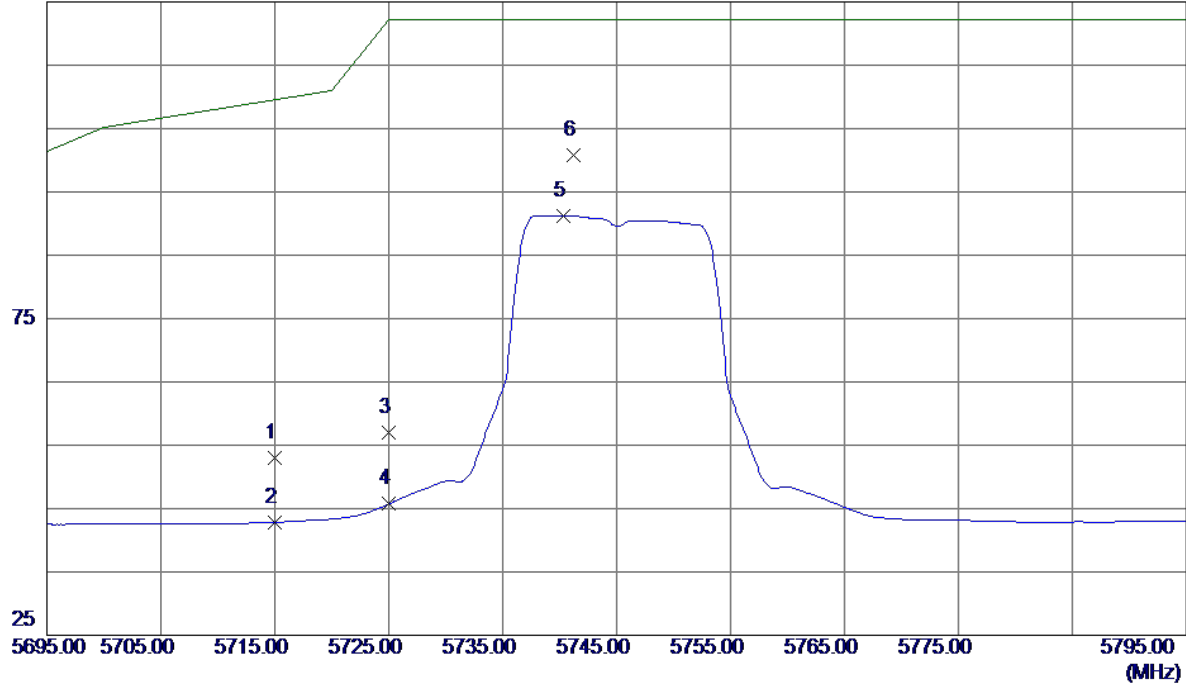


No.	Freq. MHz	Reading Level dBuV/m	Correct Factor dB	Measure ment dBuV/m	Limit dBuV/m	Margin dB	Detector	Comment

Orthogonal Axis:	X
Test Mode:	UNII-3/TX A Mode 5745MHz

### Horizontal

125 dBuV/m



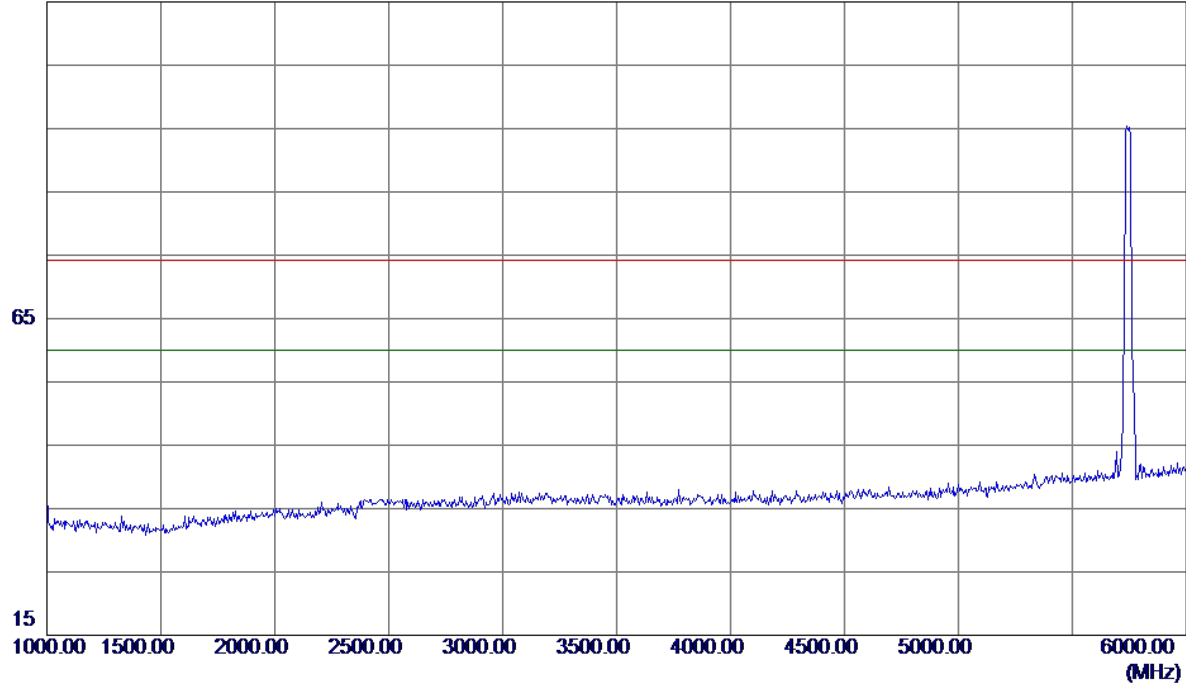
No.	Freq. MHz	Reading Level dBuV/m	Correct Factor dB	Measure ment dBuV/m	Limit dBuV/m	Margin dB	Detector	Comment
1	5715.0000	10.03	42.90	52.93	109.50	-56.57	Peak	
2	5715.0000	-0.06	42.90	42.84	109.50	-66.66	AVG	
3	5725.0000	14.02	42.94	56.96	122.30	-65.34	Peak	
4	5725.0000	2.78	42.94	45.72	122.30	-76.58	AVG	
5	5740.3000	48.29	42.99	91.28	122.30	-31.02	AVG	
6 *	5741.2000	57.81	42.99	100.80	122.30	-21.50	Peak	



Orthogonal Axis:	X
Test Mode:	UNII-3/TX A Mode 5745MHz

**Horizontal**

115 dBuV/m

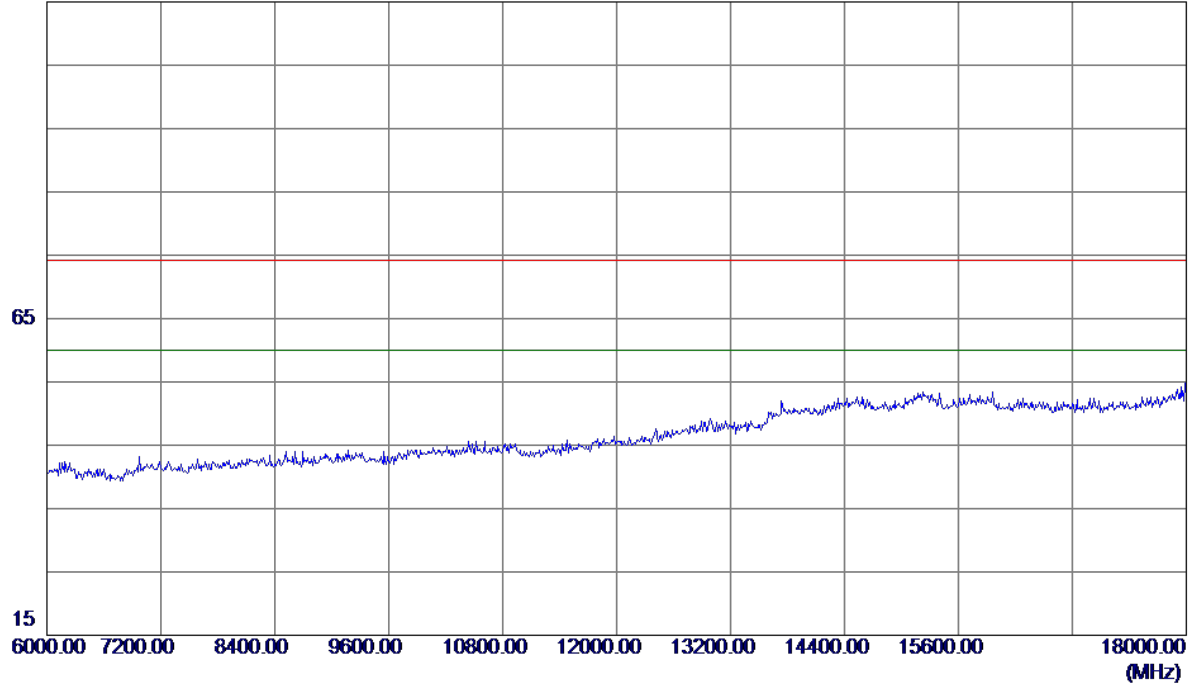


No.	Freq. MHz	Reading Level dBuV/m	Correct Factor dB	Measure ment dBuV/m	Limit dBuV/m	Margin dB	Detector	Comment
	5745	115		115	65	50		

Orthogonal Axis:	X
Test Mode:	UNII-3/TX A Mode 5745MHz

**Horizontal**

115 dBuV/m

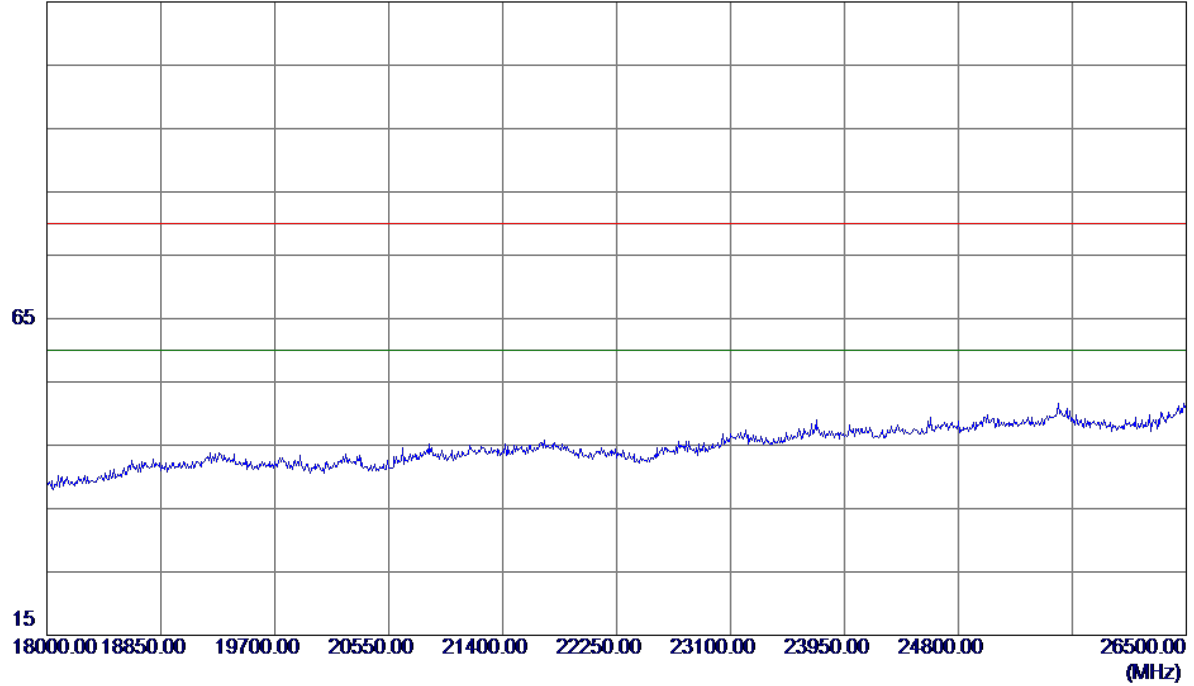


No.	Freq. MHz	Reading Level dBuV/m	Correct Factor dB	Measure ment dBuV/m	Limit dBuV/m	Margin dB	Detector	Comment

Orthogonal Axis:	X
Test Mode:	UNII-3/TX A Mode 5745MHz

**Horizontal**

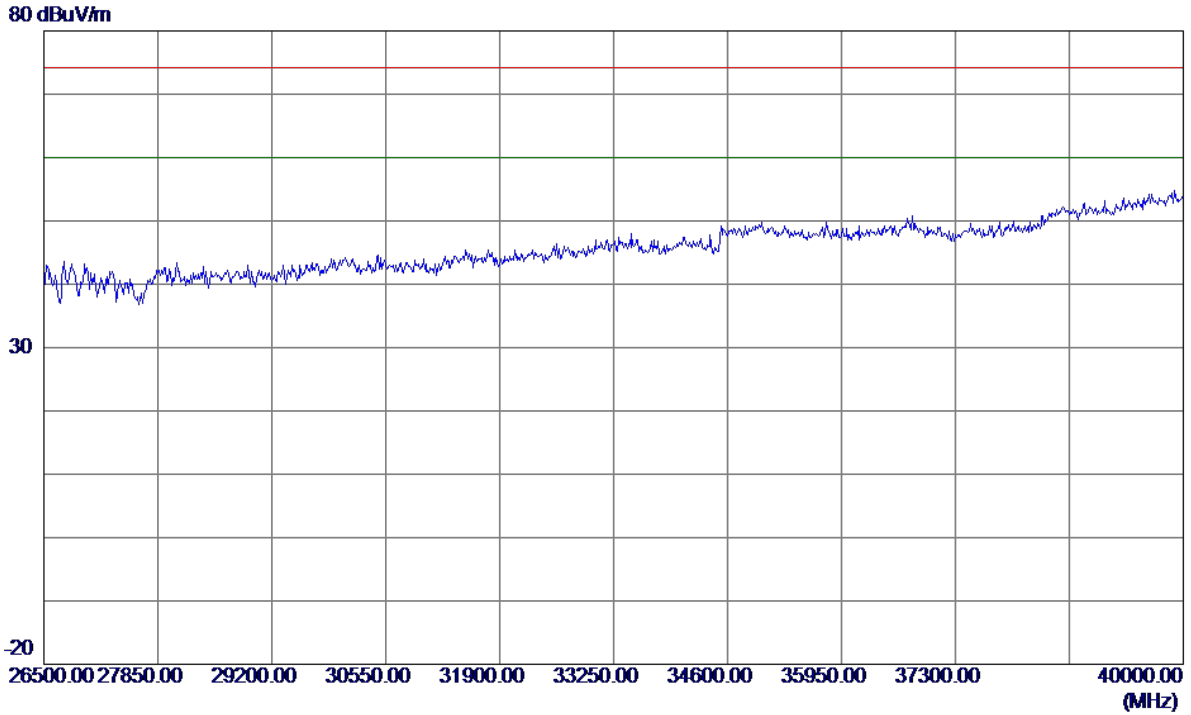
115 dBuV/m



No.	Freq. MHz	Reading Level dBuV/m	Correct Factor dB	Measure ment dBuV/m	Limit dBuV/m	Margin dB	Detector	Comment

Orthogonal Axis:	X
Test Mode:	UNII-3/TX A Mode 5745MHz

**Horizontal**

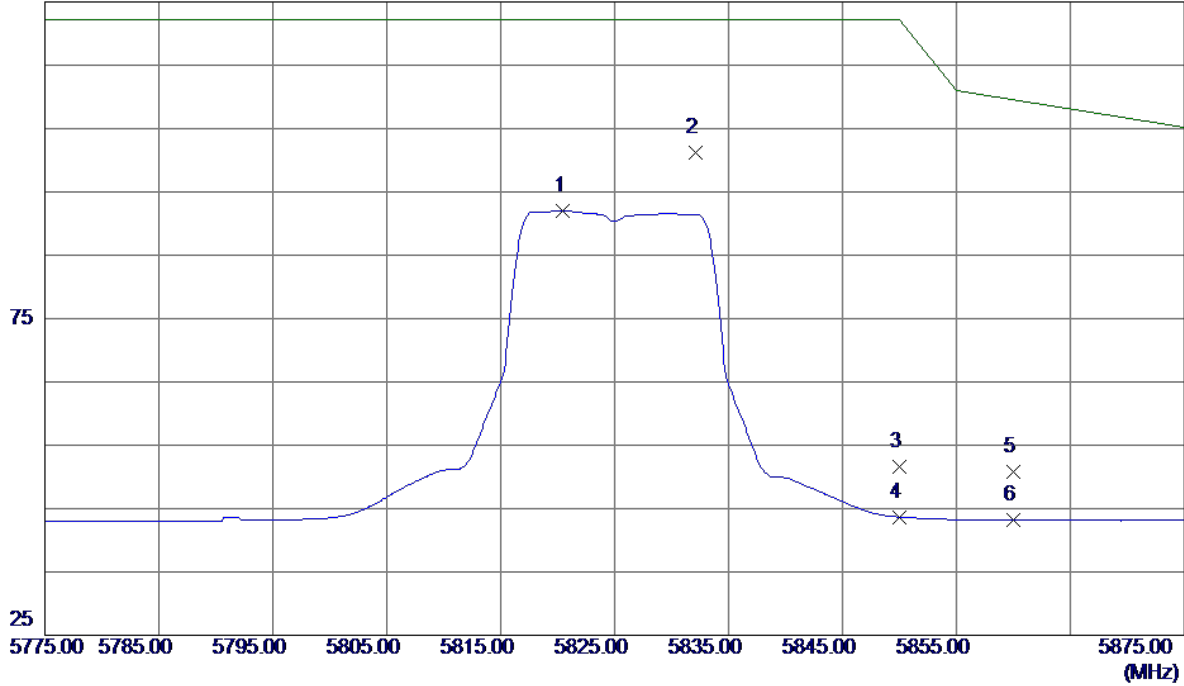


No.	Freq. MHz	Reading Level dBuV/m	Correct Factor dB	Measure ment dBuV/m	Limit dBuV/m	Margin dB	Detector	Comment

Orthogonal Axis:	X
Test Mode:	UNII-3/TX A Mode 5825MHz

**Vertical**

125 dBuV/m

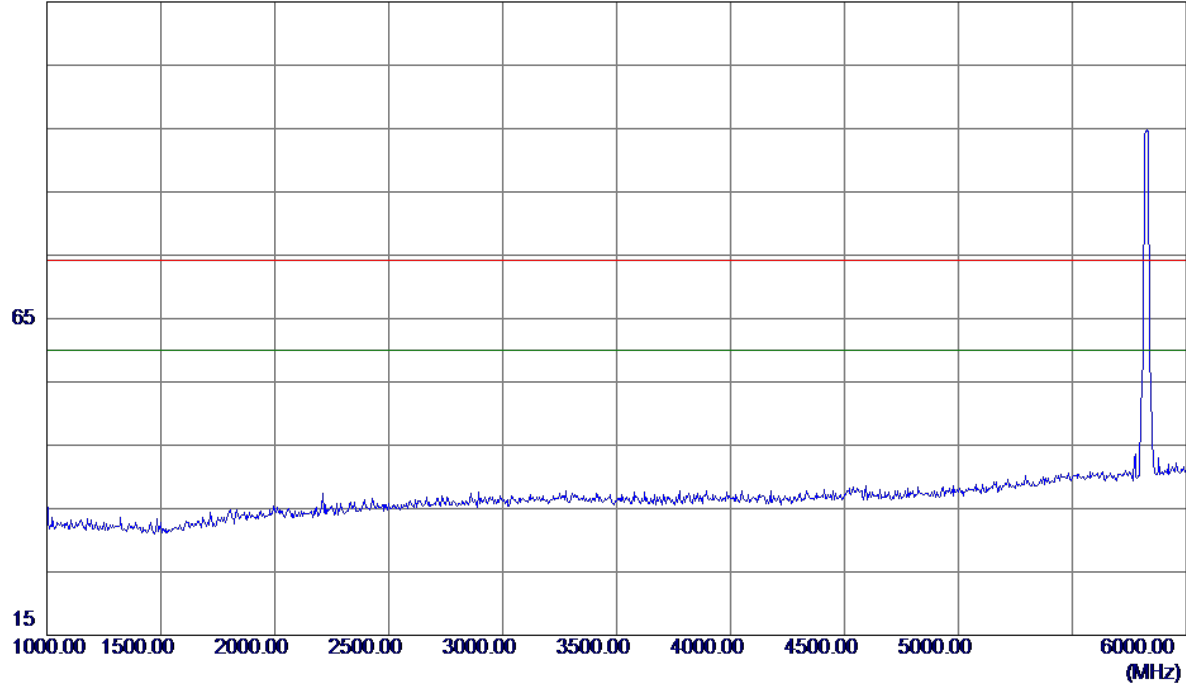


No.	Freq. MHz	Reading Level dBuV/m	Correct Factor dB	Measure ment dBuV/m	Limit dBuV/m	Margin dB	Detector	Comment
1	5820.5000	48.68	43.26	91.94	122.30	-30.36	AVG	
2 *	5832.1000	57.89	43.30	101.19	122.30	-21.11	Peak	
3	5850.0000	8.32	43.36	51.68	122.30	-70.62	Peak	
4	5850.0000	0.30	43.36	43.66	122.30	-78.64	AVG	
5	5860.0000	7.41	43.39	50.80	109.50	-58.70	Peak	
6	5860.0000	-0.17	43.39	43.22	109.50	-66.28	AVG	

Orthogonal Axis:	X
Test Mode:	UNII-3/TX A Mode 5825MHz

**Vertical**

115 dBuV/m

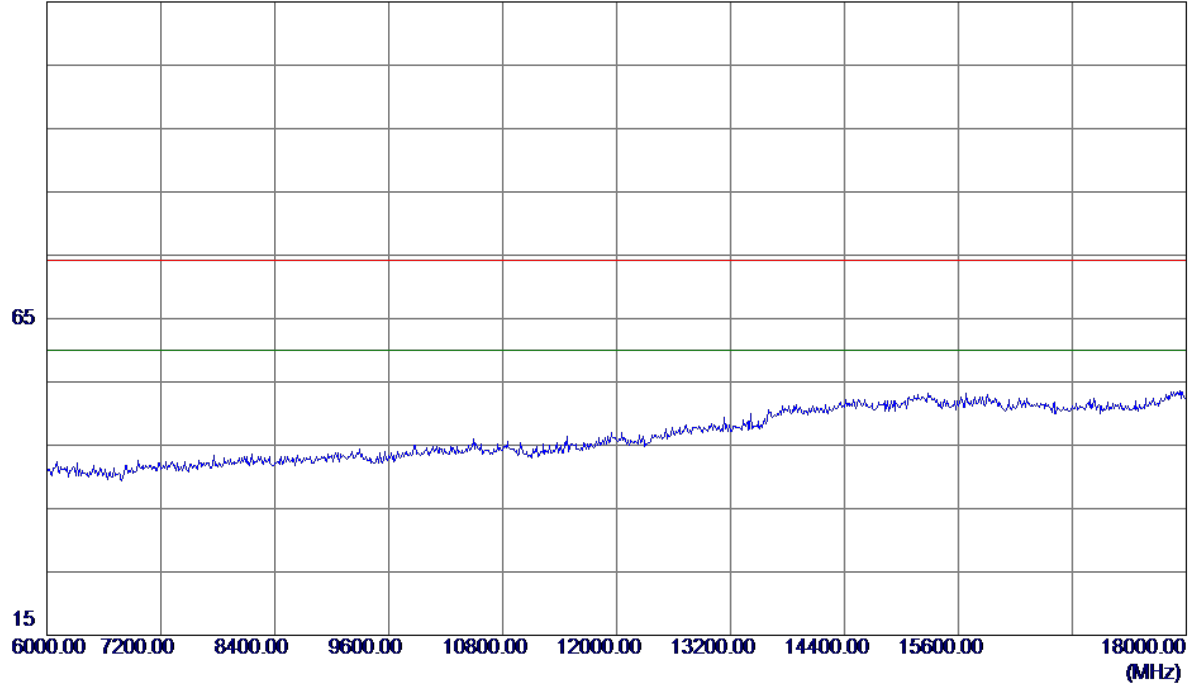


No.	Freq. MHz	Reading Level dBuV/m	Correct Factor dB	Measure ment dBuV/m	Limit dBuV/m	Margin dB	Detector	Comment
-----	--------------	----------------------------	-------------------------	---------------------------	-----------------	--------------	----------	---------

Orthogonal Axis:	X
Test Mode:	UNII-3/TX A Mode 5825MHz

**Vertical**

115 dBuV/m

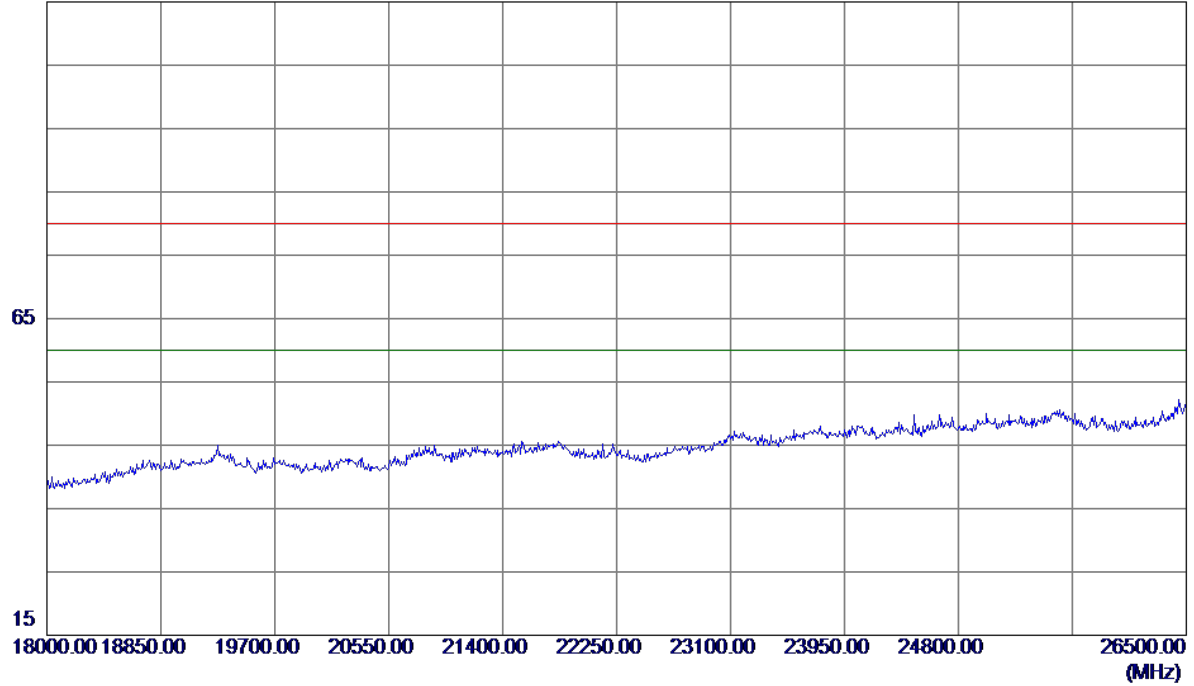


No.	Freq. MHz	Reading Level dBuV/m	Correct Factor dB	Measure ment dBuV/m	Limit dBuV/m	Margin dB	Detector	Comment

Orthogonal Axis:	X
Test Mode:	UNII-3/TX A Mode 5825MHz

**Vertical**

115 dBuV/m

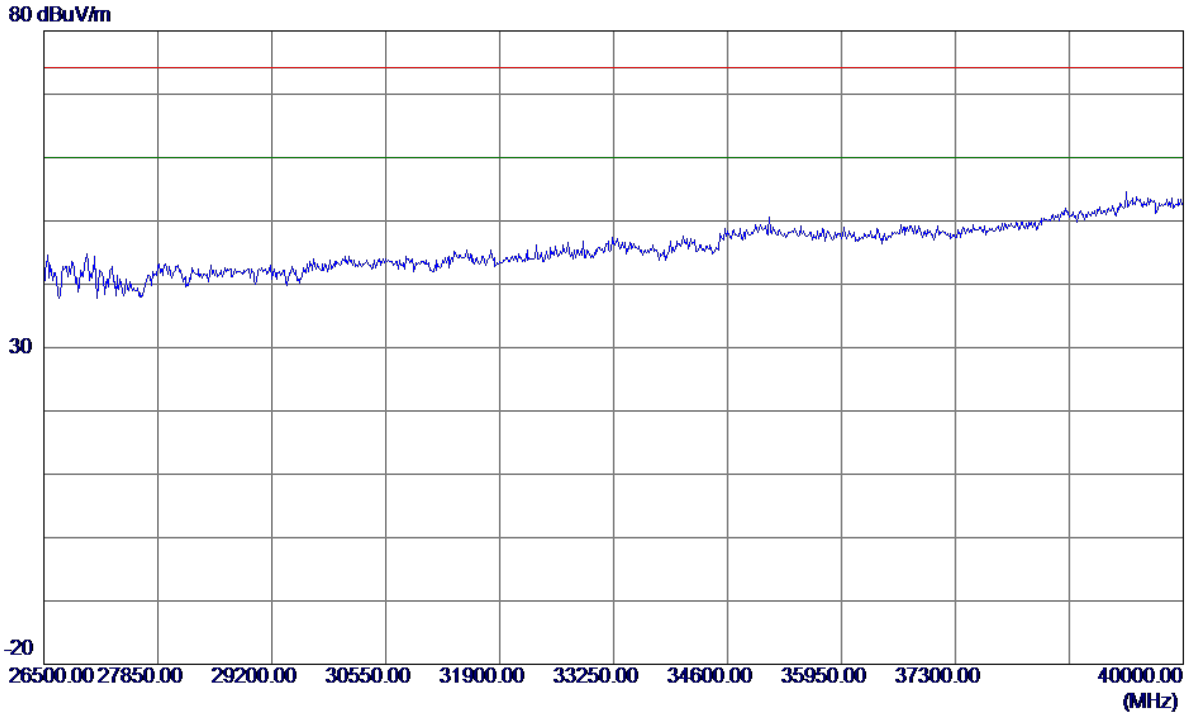


No.	Freq. MHz	Reading Level dBuV/m	Correct Factor dB	Measure ment dBuV/m	Limit dBuV/m	Margin dB	Detector	Comment



Orthogonal Axis:	X
Test Mode:	UNII-3/TX A Mode 5825MHz

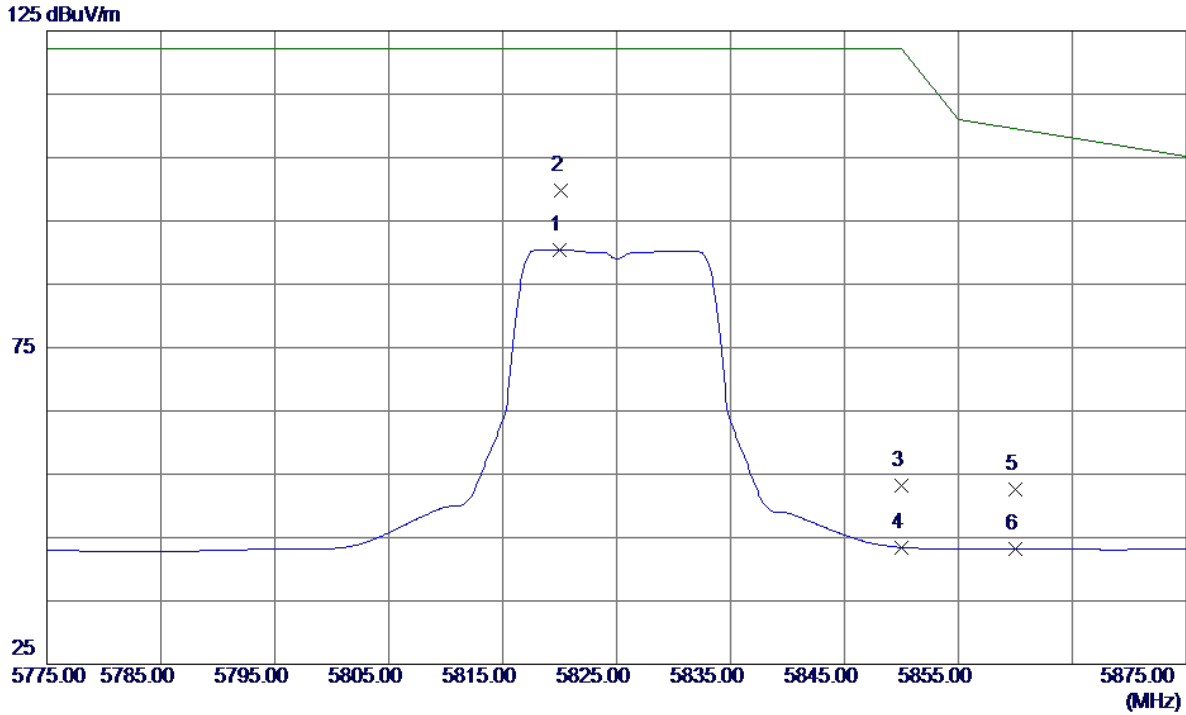
**Vertical**



No.	Freq. MHz	Reading Level dBuV/m	Correct Factor dB	Measure ment dBuV/m	Limit dBuV/m	Margin dB	Detector	Comment

Orthogonal Axis:	X
Test Mode:	UNII-3/TX A Mode 5825MHz

### Horizontal

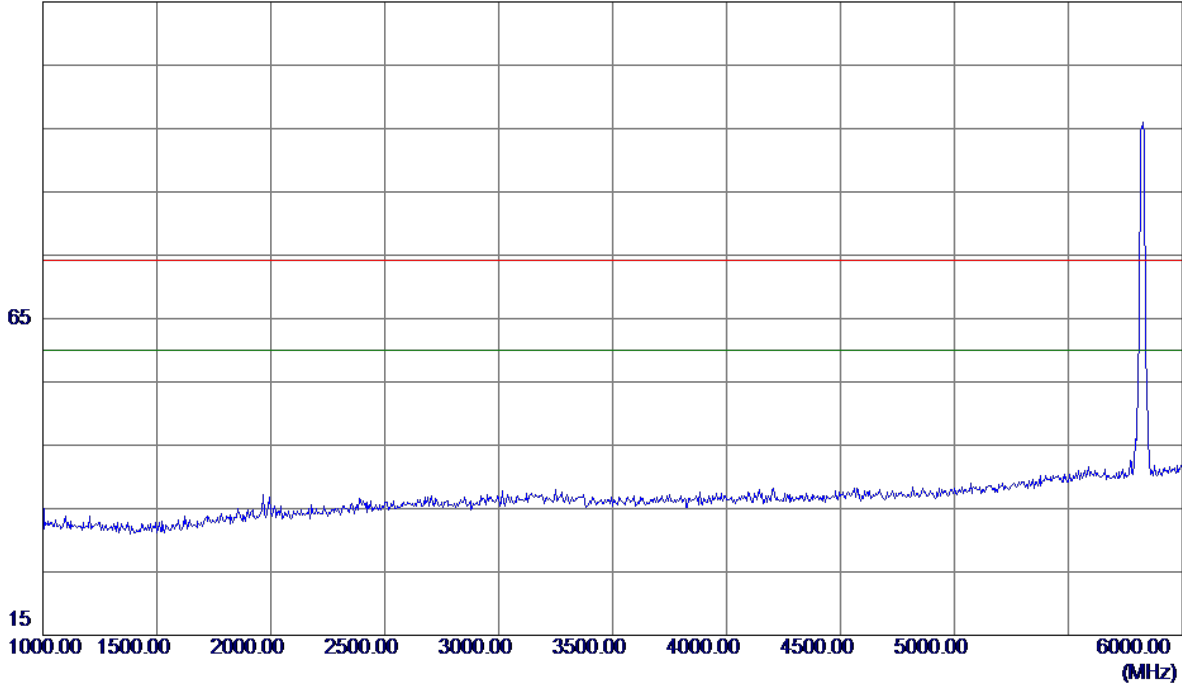


No.	Freq. MHz	Reading Level dBuV/m	Correct Factor dB	Measure ment dBuV/m	Limit dBuV/m	Margin dB	Detector	Comment
1	5820.0000	47.14	43.26	90.40	122.30	-31.90	AVG	
2 *	5820.1000	56.56	43.26	99.82	122.30	-22.48	Peak	
3	5850.0000	9.88	43.36	53.24	122.30	-69.06	Peak	
4	5850.0000	0.09	43.36	43.45	122.30	-78.85	AVG	
5	5860.0000	9.17	43.39	52.56	109.50	-56.94	Peak	
6	5860.0000	-0.20	43.39	43.19	109.50	-66.31	AVG	

Orthogonal Axis:	X
Test Mode:	UNII-3/TX A Mode 5825MHz

**Horizontal**

115 dBuV/m

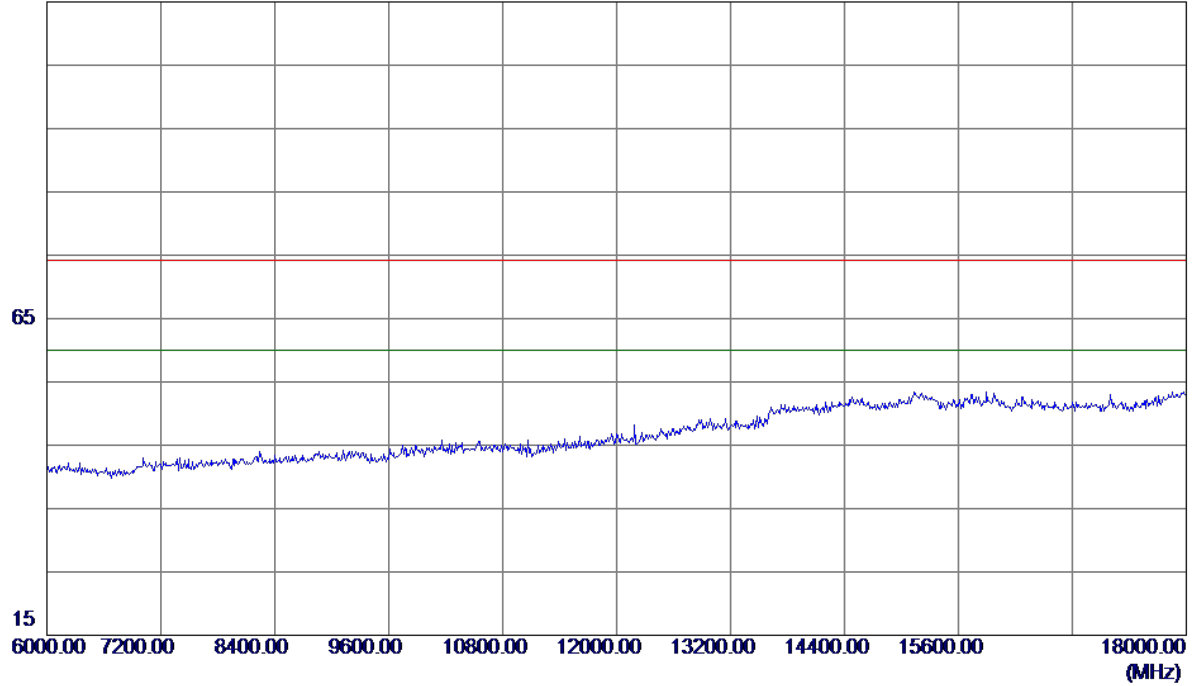


No.	Freq. MHz	Reading Level dBuV/m	Correct Factor dB	Measure ment dBuV/m	Limit dBuV/m	Margin dB	Detector	Comment
-----	--------------	----------------------------	-------------------------	---------------------------	-----------------	--------------	----------	---------

Orthogonal Axis:	X
Test Mode:	UNII-3/TX A Mode 5825MHz

**Horizontal**

115 dBuV/m

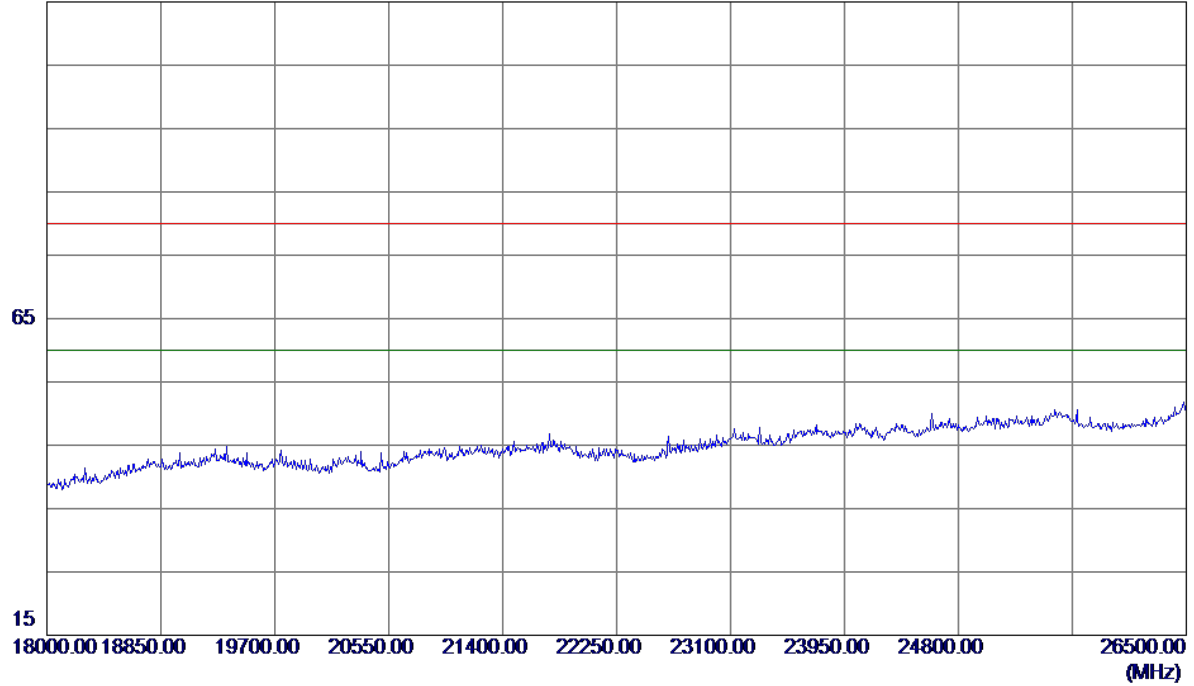


No.	Freq. MHz	Reading Level dBuV/m	Correct Factor dB	Measure ment dBuV/m	Limit dBuV/m	Margin dB	Detector	Comment

Orthogonal Axis:	X
Test Mode:	UNII-3/TX A Mode 5825MHz

**Horizontal**

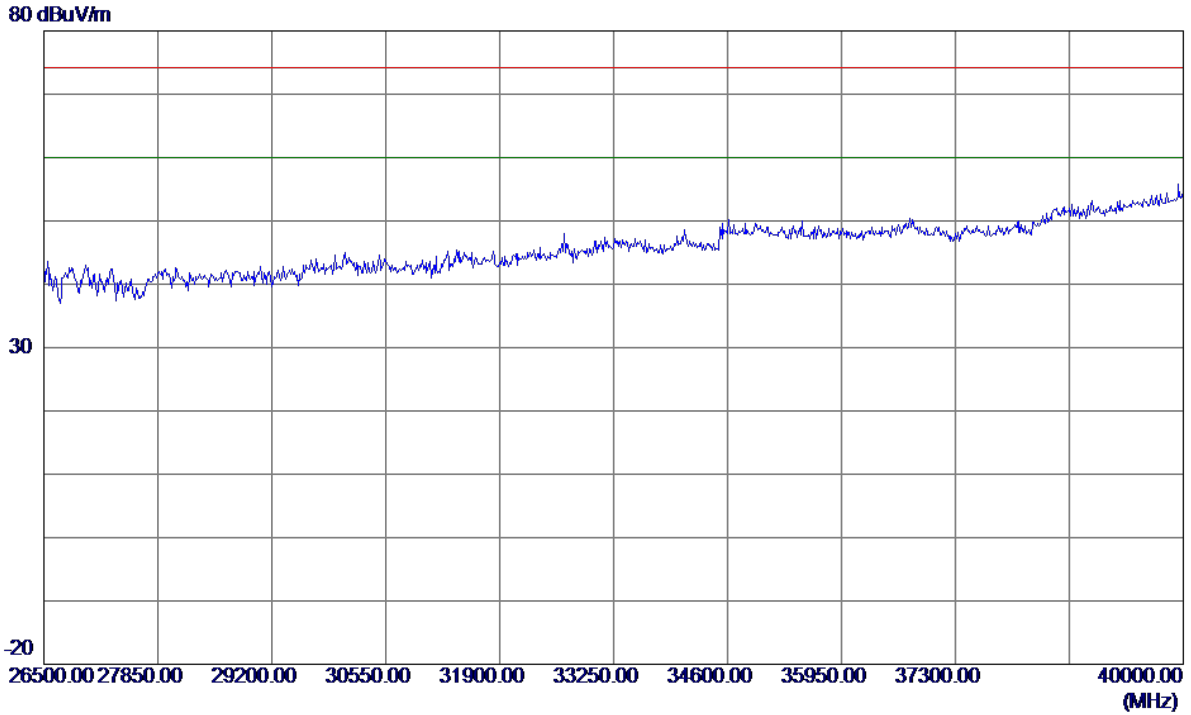
115 dBuV/m



No.	Freq. MHz	Reading Level dBuV/m	Correct Factor dB	Measure ment dBuV/m	Limit dBuV/m	Margin dB	Detector	Comment

Orthogonal Axis:	X
Test Mode:	UNII-3/TX A Mode 5825MHz

**Horizontal**

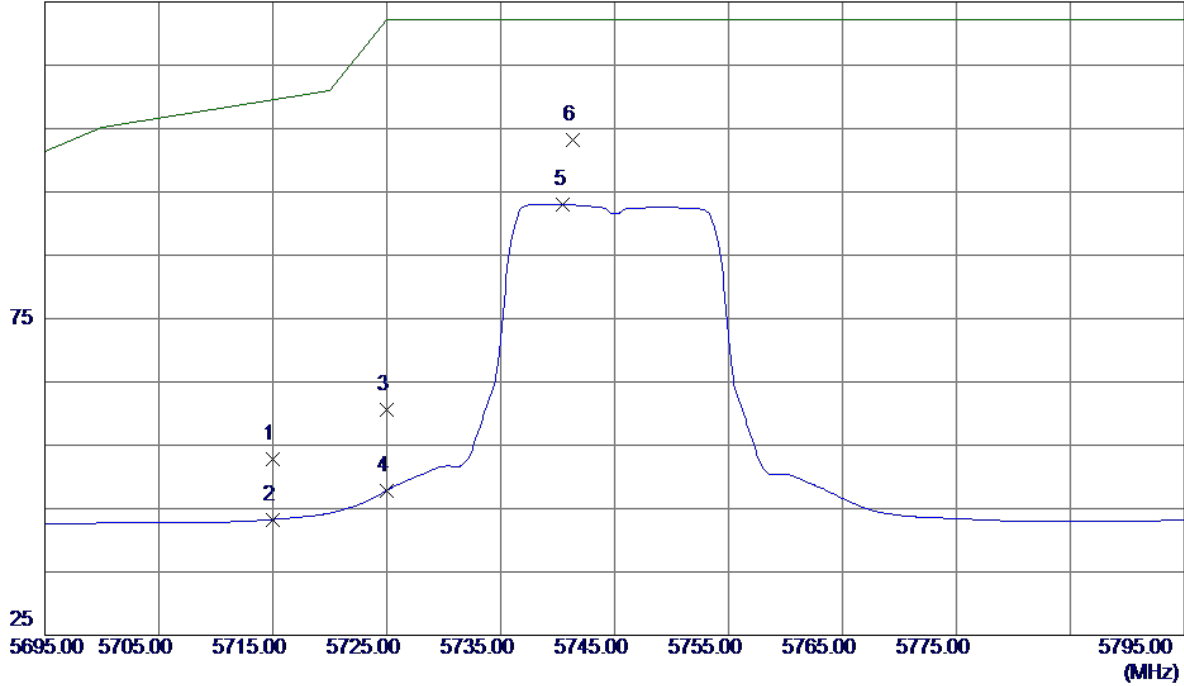


No.	Freq. MHz	Reading Level dBuV/m	Correct Factor dB	Measure ment dBuV/m	Limit dBuV/m	Margin dB	Detector	Comment

Orthogonal Axis:	X
Test Mode:	UNII-3/TX N20 Mode 5745MHz

**Vertical**

125 dBuV/m

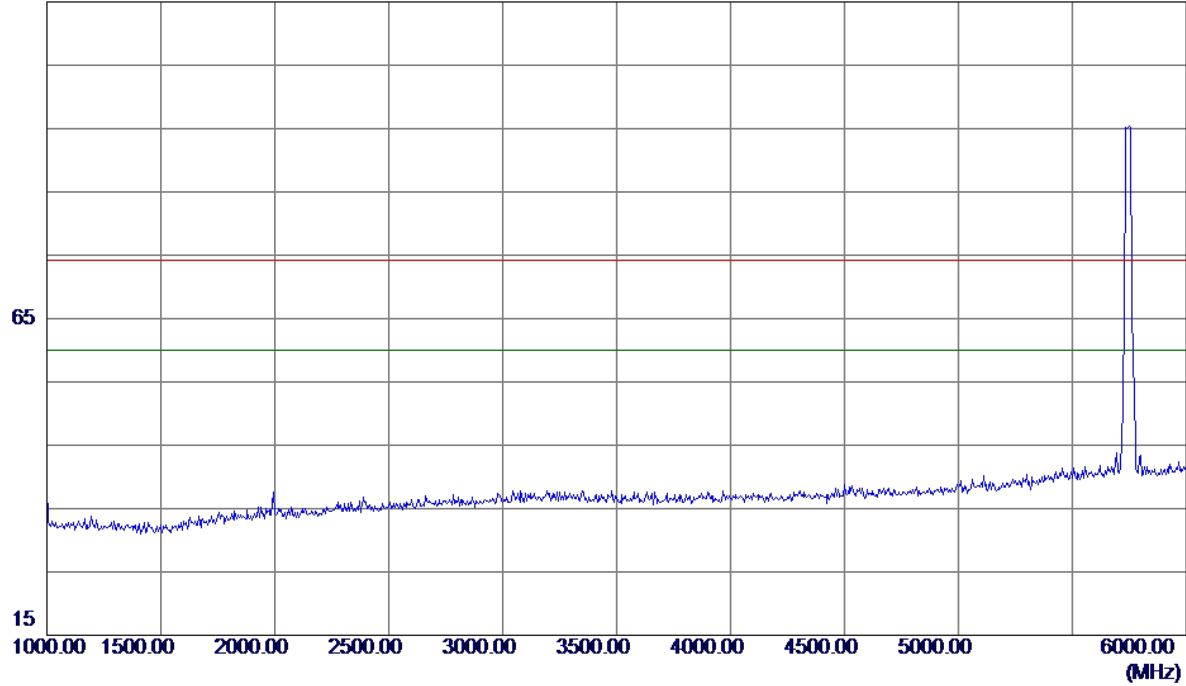


No.	Freq. MHz	Reading Level dBuV/m	Correct Factor dB	Measure ment dBuV/m	Limit dBuV/m	Margin dB	Detector	Comment
1	5715.0000	9.98	42.90	52.88	109.50	-56.62	Peak	
2	5715.0000	0.38	42.90	43.28	109.50	-66.22	AVG	
3	5725.0000	17.73	42.94	60.67	122.30	-61.63	Peak	
4	5725.0000	4.88	42.94	47.82	122.30	-74.48	AVG	
5	5740.5000	50.06	42.99	93.05	122.30	-29.25	AVG	
6 *	5741.3000	60.17	42.99	103.16	122.30	-19.14	Peak	

Orthogonal Axis:	X
Test Mode:	UNII-3/TX N20 Mode 5745MHz

**Vertical**

115 dBuV/m



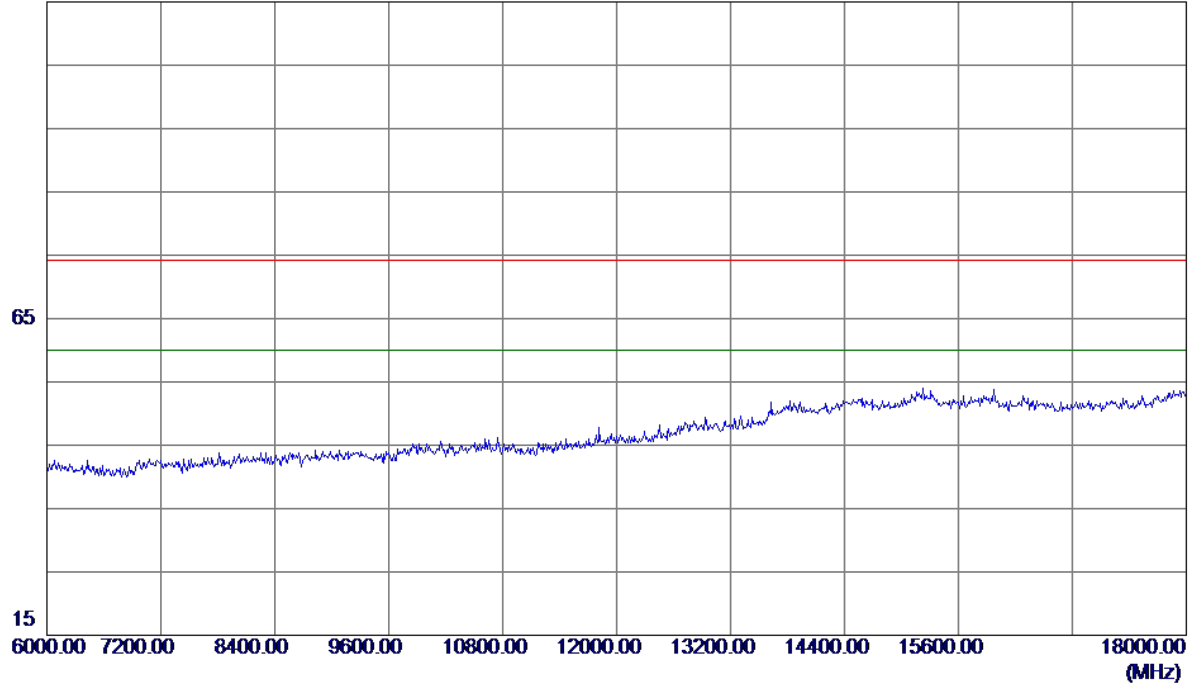
No.	Freq. MHz	Reading Level dBuV/m	Correct Factor dB	Measure ment dBuV/m	Limit dBuV/m	Margin dB	Detector	Comment



Orthogonal Axis:	X
Test Mode:	UNII-3/TX N20 Mode 5745MHz

**Vertical**

115 dBuV/m

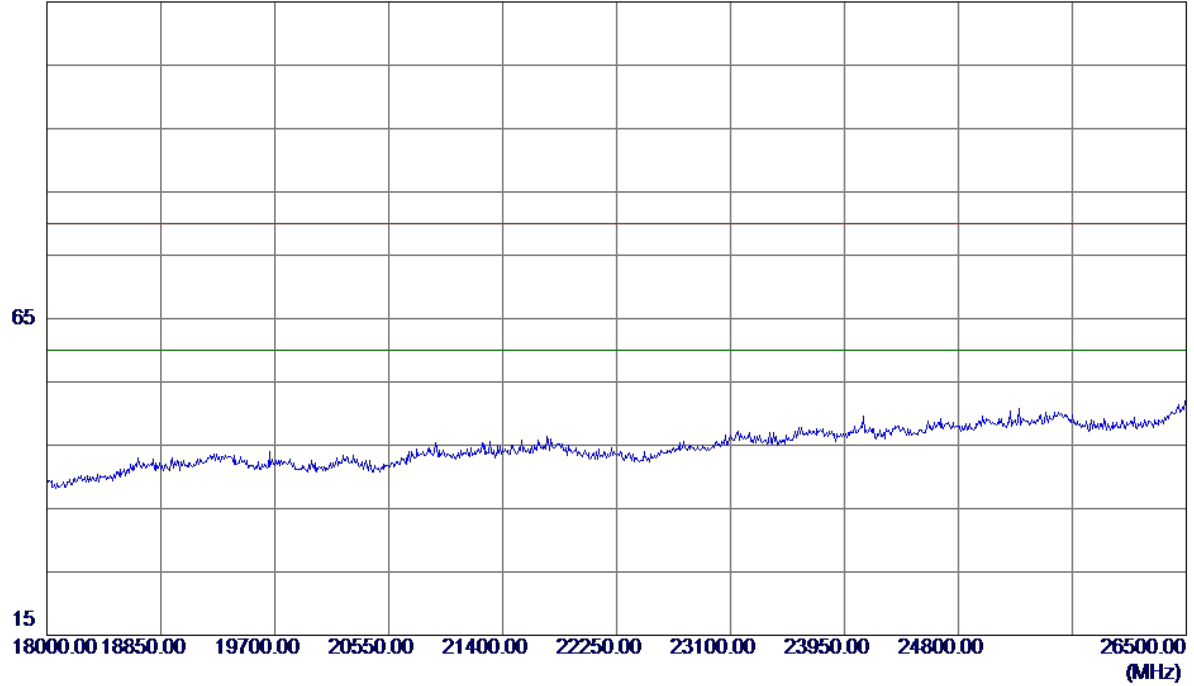


No.	Freq. MHz	Reading Level dBuV/m	Correct Factor dB	Measure ment dBuV/m	Limit dBuV/m	Margin dB	Detector	Comment

Orthogonal Axis:	X
Test Mode:	UNII-3/TX N20 Mode 5745MHz

**Vertical**

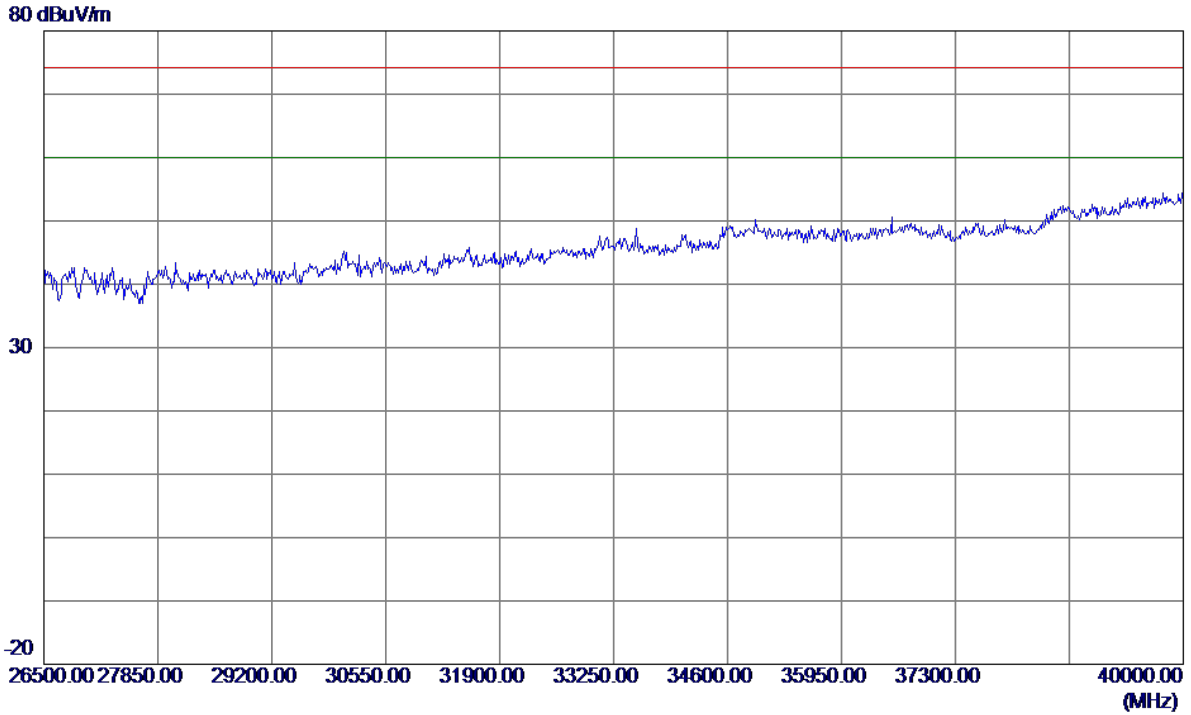
115 dBuV/m



No.	Freq. MHz	Reading Level dBuV/m	Correct Factor dB	Measure ment dBuV/m	Limit dBuV/m	Margin dB	Detector	Comment

Orthogonal Axis:	X
Test Mode:	UNII-3/TX N20 Mode 5745MHz

**Vertical**

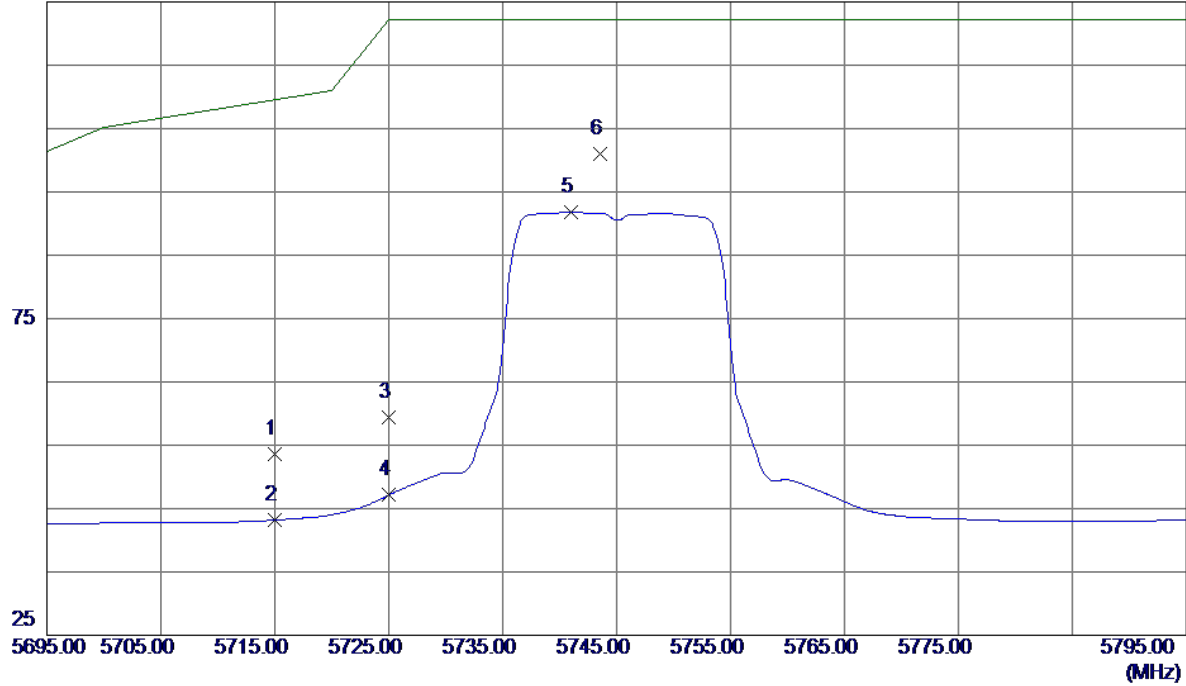


No.	Freq. MHz	Reading Level dBuV/m	Correct Factor dB	Measure ment dBuV/m	Limit dBuV/m	Margin dB	Detector	Comment

Orthogonal Axis:	X
Test Mode:	UNII-3/TX N20 Mode 5745MHz

### Horizontal

125 dBuV/m

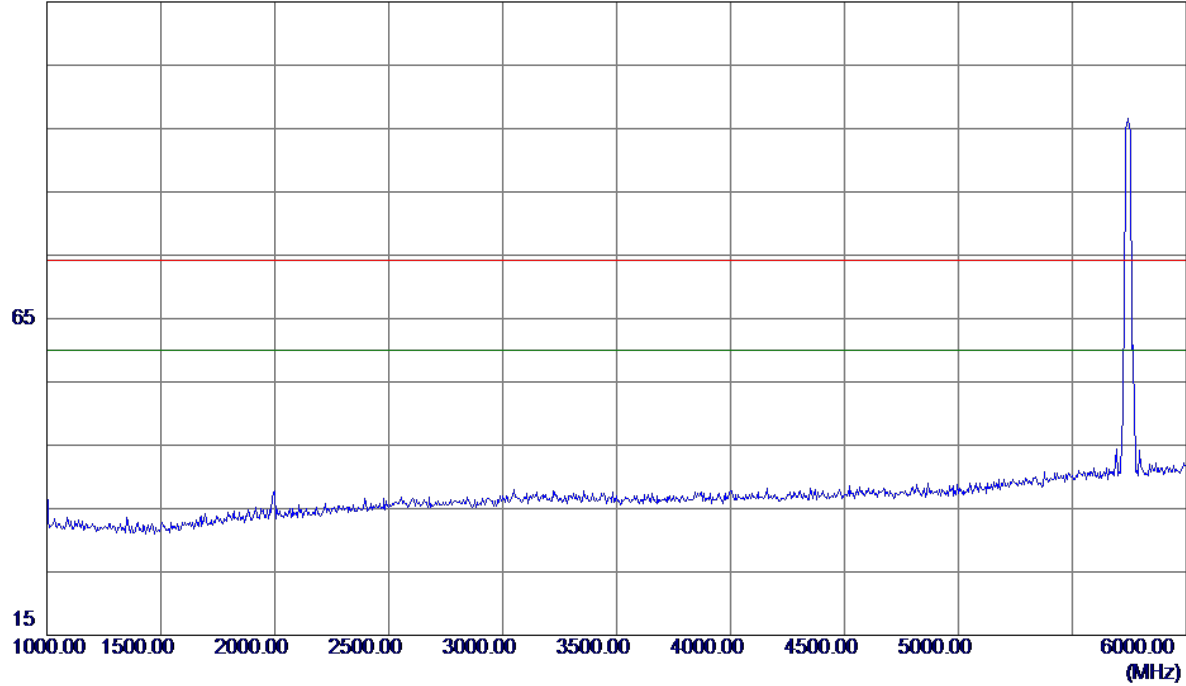


No.	Freq. MHz	Reading Level dBuV/m	Correct Factor dB	Measure ment dBuV/m	Limit dBuV/m	Margin dB	Detector	Comment
1	5715.0000	10.76	42.90	53.66	109.50	-55.84	Peak	
2	5715.0000	0.29	42.90	43.19	109.50	-66.31	AVG	
3	5725.0000	16.51	42.94	59.45	122.30	-62.85	Peak	
4	5725.0000	4.19	42.94	47.13	122.30	-75.17	AVG	
5	5741.0000	48.82	42.99	91.81	122.30	-30.49	AVG	
6 *	5743.6000	58.08	43.00	101.08	122.30	-21.22	Peak	

Orthogonal Axis:	X
Test Mode:	UNII-3/TX N20 Mode 5745MHz

**Horizontal**

115 dBuV/m

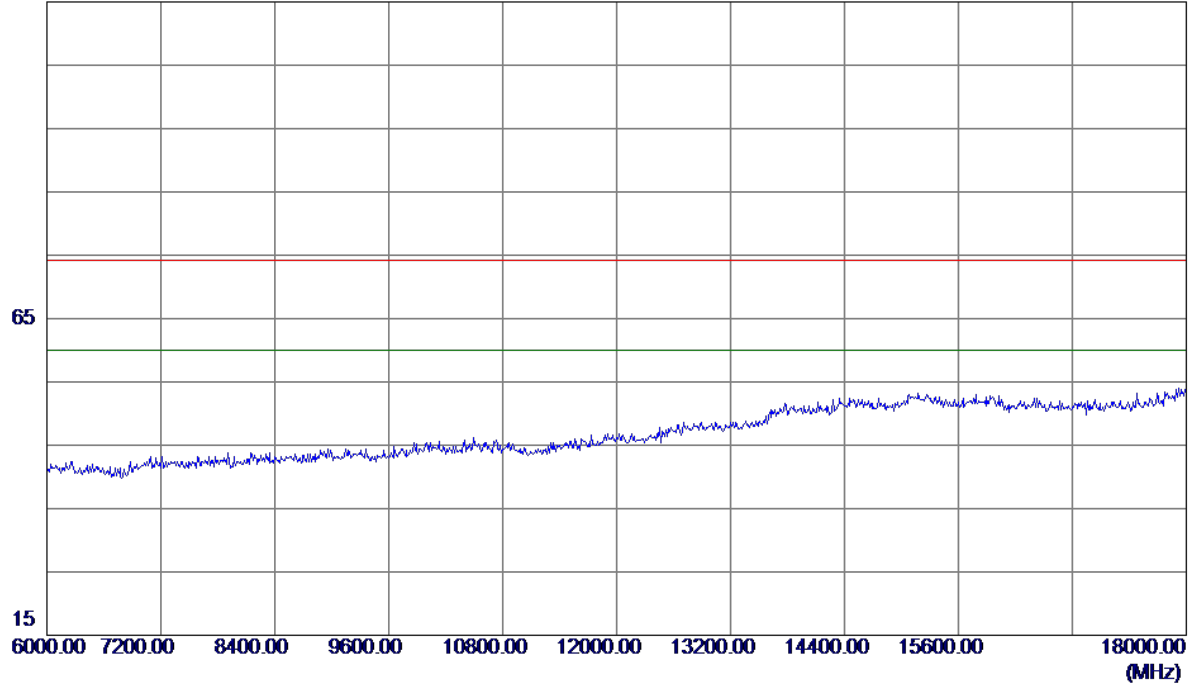


No.	Freq. MHz	Reading Level dBuV/m	Correct Factor dB	Measure ment dBuV/m	Limit dBuV/m	Margin dB	Detector	Comment
-----	--------------	----------------------------	-------------------------	---------------------------	-----------------	--------------	----------	---------

Orthogonal Axis:	X
Test Mode:	UNII-3/TX N20 Mode 5745MHz

**Horizontal**

115 dBuV/m

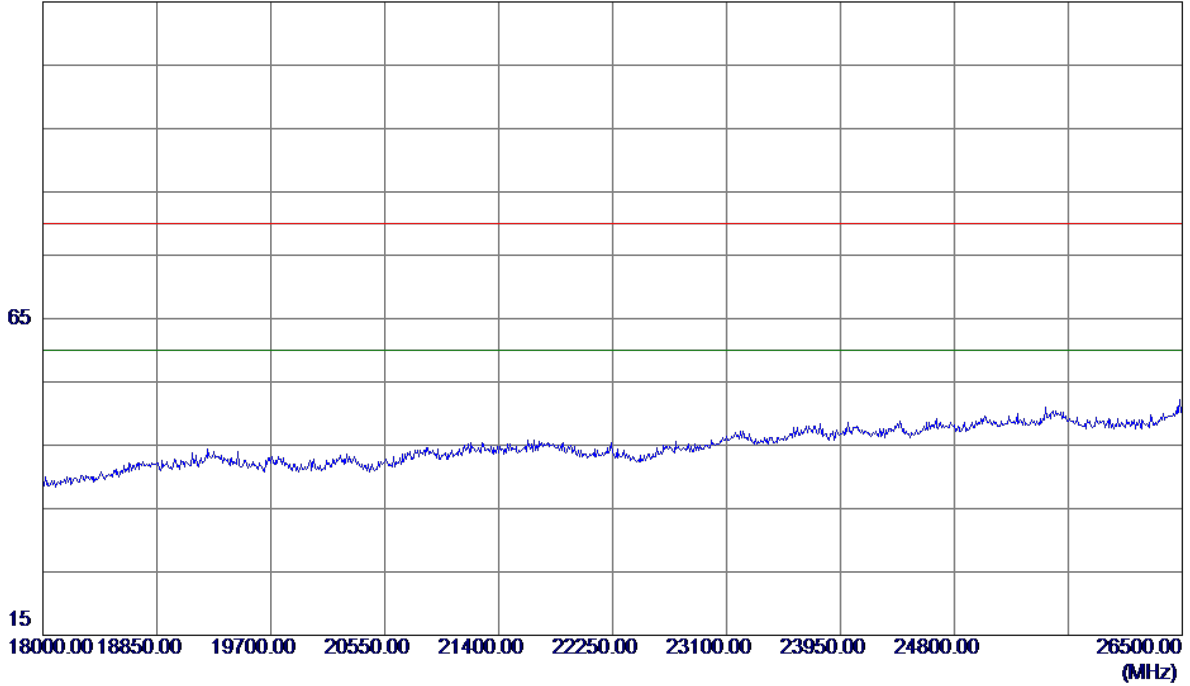


No.	Freq. MHz	Reading Level dBuV/m	Correct Factor dB	Measure ment dBuV/m	Limit dBuV/m	Margin dB	Detector	Comment

Orthogonal Axis:	X
Test Mode:	UNII-3/TX N20 Mode 5745MHz

**Horizontal**

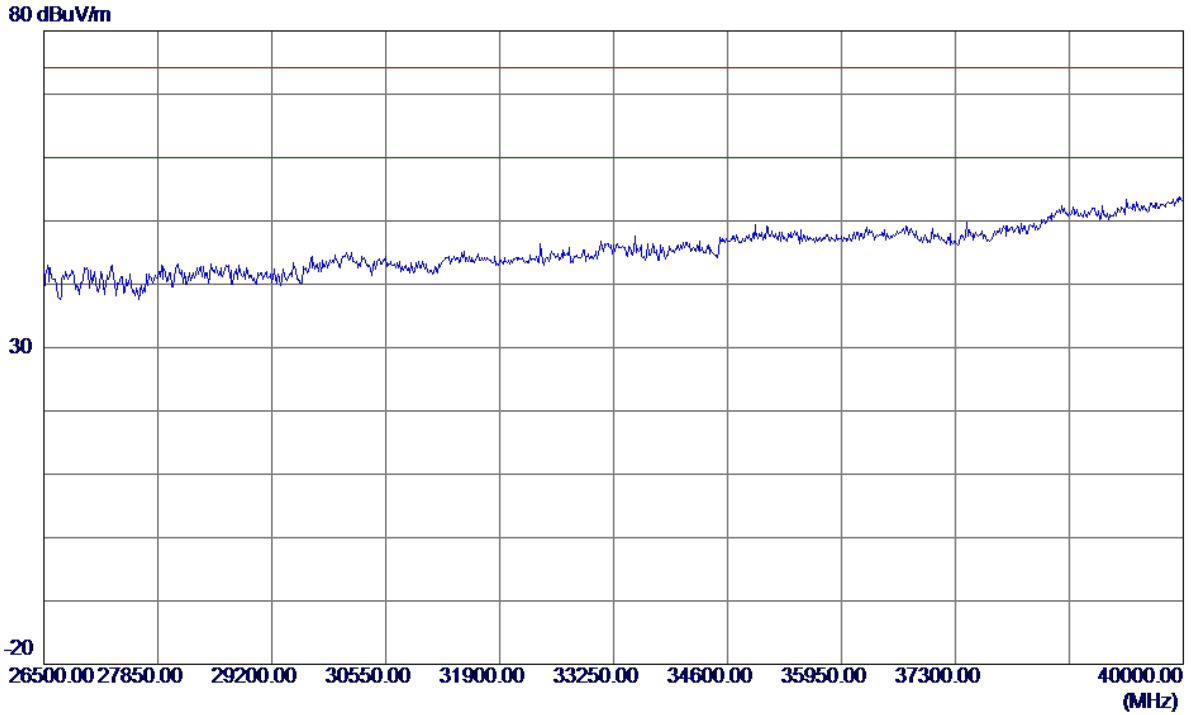
115 dBuV/m



No.	Freq. MHz	Reading Level dBuV/m	Correct Factor dB	Measure ment dBuV/m	Limit dBuV/m	Margin dB	Detector	Comment

Orthogonal Axis:	X
Test Mode:	UNII-3/TX N20 Mode 5745MHz

**Horizontal**



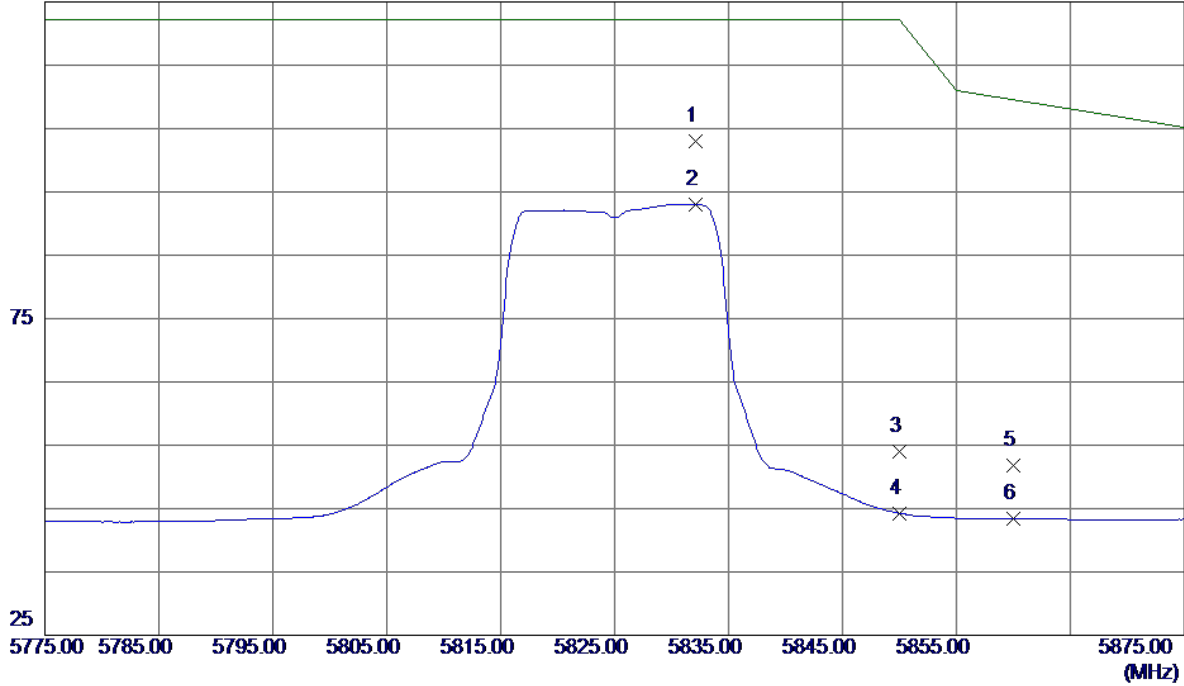
No.	Freq. MHz	Reading Level dBuV/m	Correct Factor dB	Measure ment dBuV/m	Limit dBuV/m	Margin dB	Detector	Comment



Orthogonal Axis:	X
Test Mode:	UNII-3/TX N20 Mode 5825MHz

**Vertical**

125 dBuV/m

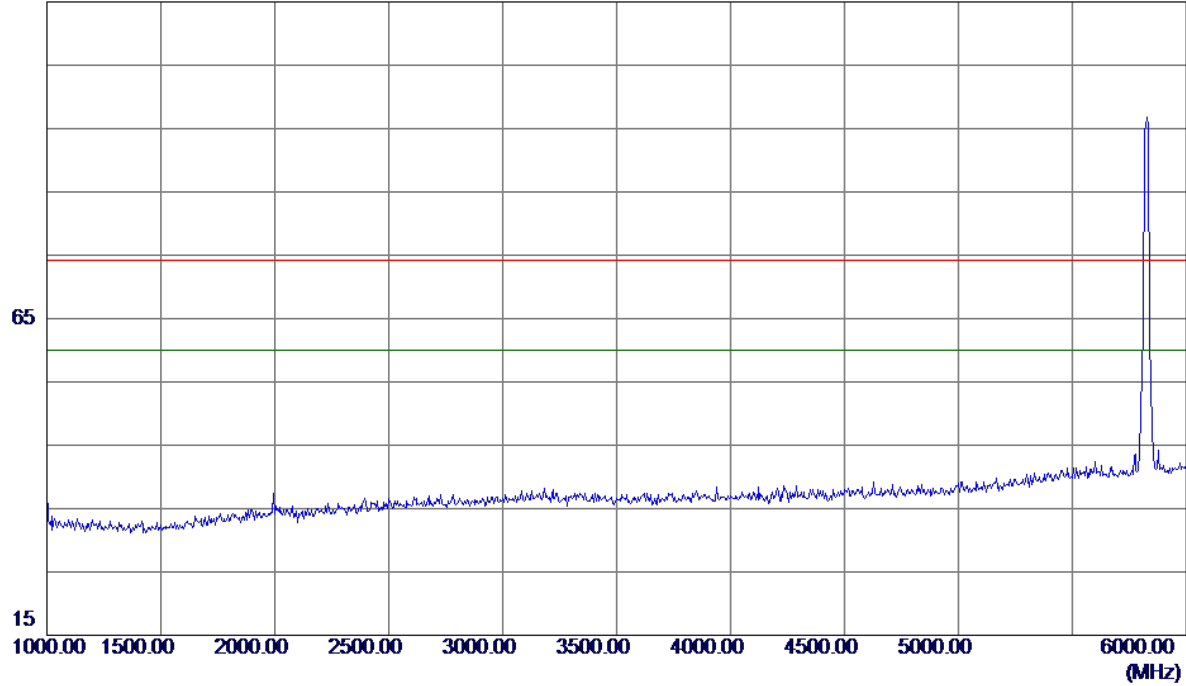


No.	Freq. MHz	Reading Level dBuV/m	Correct Factor dB	Measure ment dBuV/m	Limit dBuV/m	Margin dB	Detector	Comment
1 *	5832.1000	59.76	43.30	103.06	122.30	-19.24	Peak	
2	5832.1000	49.68	43.30	92.98	122.30	-29.32	AVG	
3	5850.0000	10.67	43.36	54.03	122.30	-68.27	Peak	
4	5850.0000	0.89	43.36	44.25	122.30	-78.05	AVG	
5	5860.0000	8.48	43.39	51.87	109.50	-57.63	Peak	
6	5860.0000	-0.06	43.39	43.33	109.50	-66.17	AVG	

Orthogonal Axis:	X
Test Mode:	UNII-3/TX N20 Mode 5825MHz

**Vertical**

115 dBuV/m

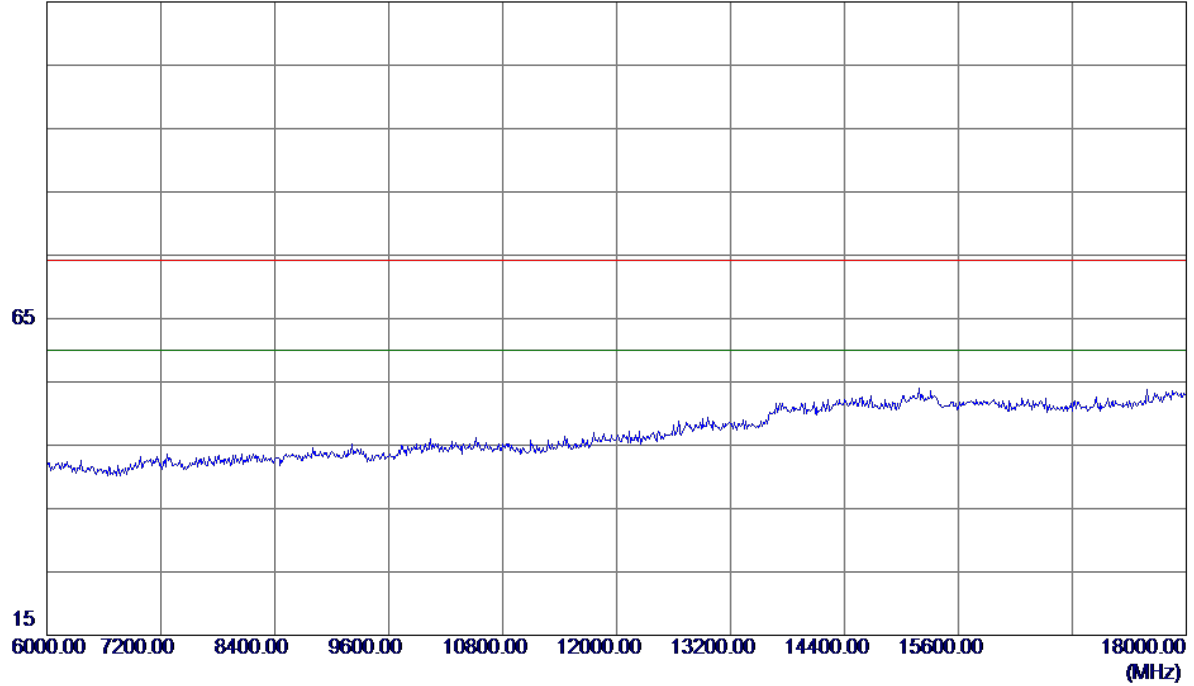


No.	Freq. MHz	Reading Level dBuV/m	Correct Factor dB	Measure ment dBuV/m	Limit dBuV/m	Margin dB	Detector	Comment
	5825	115		115	65	50		

Orthogonal Axis:	X
Test Mode:	UNII-3/TX N20 Mode 5825MHz

**Vertical**

115 dBuV/m

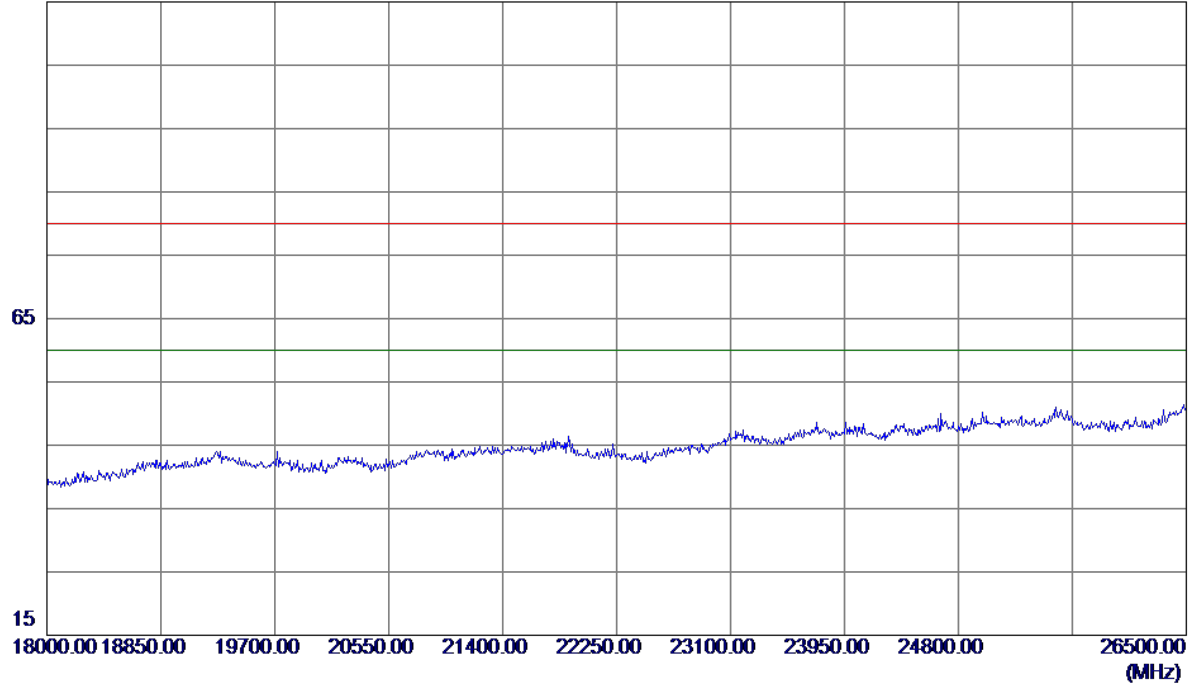


No.	Freq. MHz	Reading Level dBuV/m	Correct Factor dB	Measure ment dBuV/m	Limit dBuV/m	Margin dB	Detector	Comment

Orthogonal Axis:	X
Test Mode:	UNII-3/TX N20 Mode 5825MHz

**Vertical**

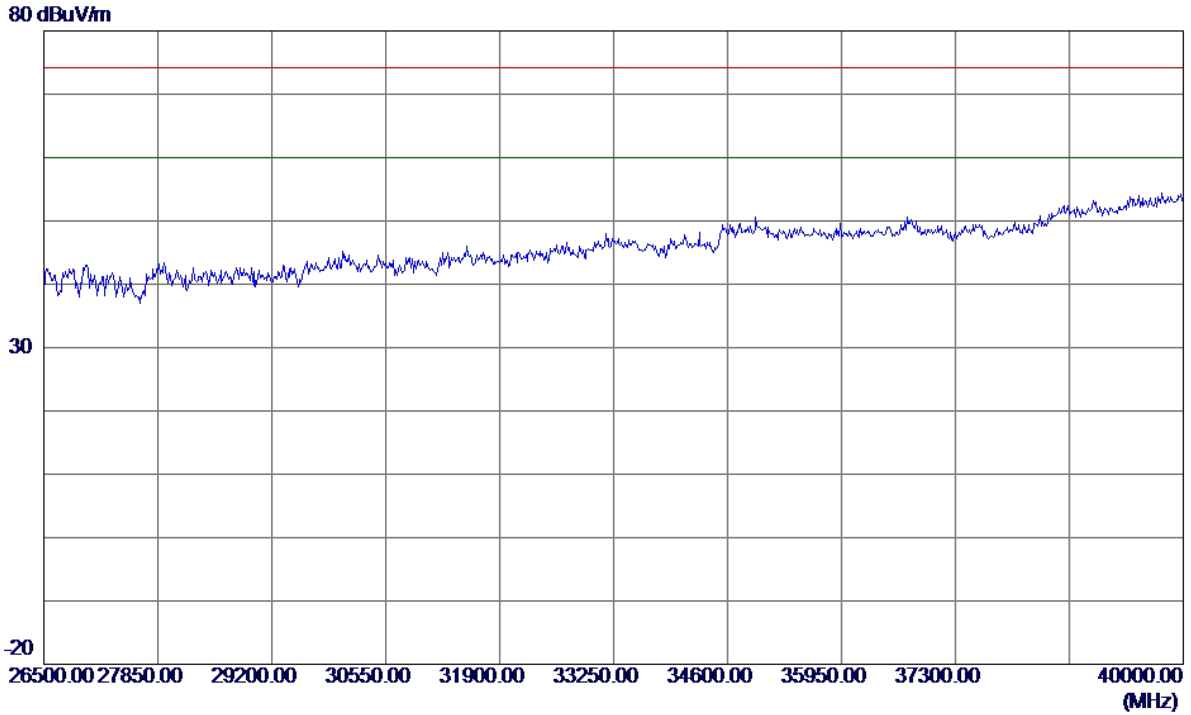
115 dBuV/m



No.	Freq. MHz	Reading Level dBuV/m	Correct Factor dB	Measure ment dBuV/m	Limit dBuV/m	Margin dB	Detector	Comment

Orthogonal Axis:	X
Test Mode:	UNII-3/TX N20 Mode 5825MHz

**Vertical**

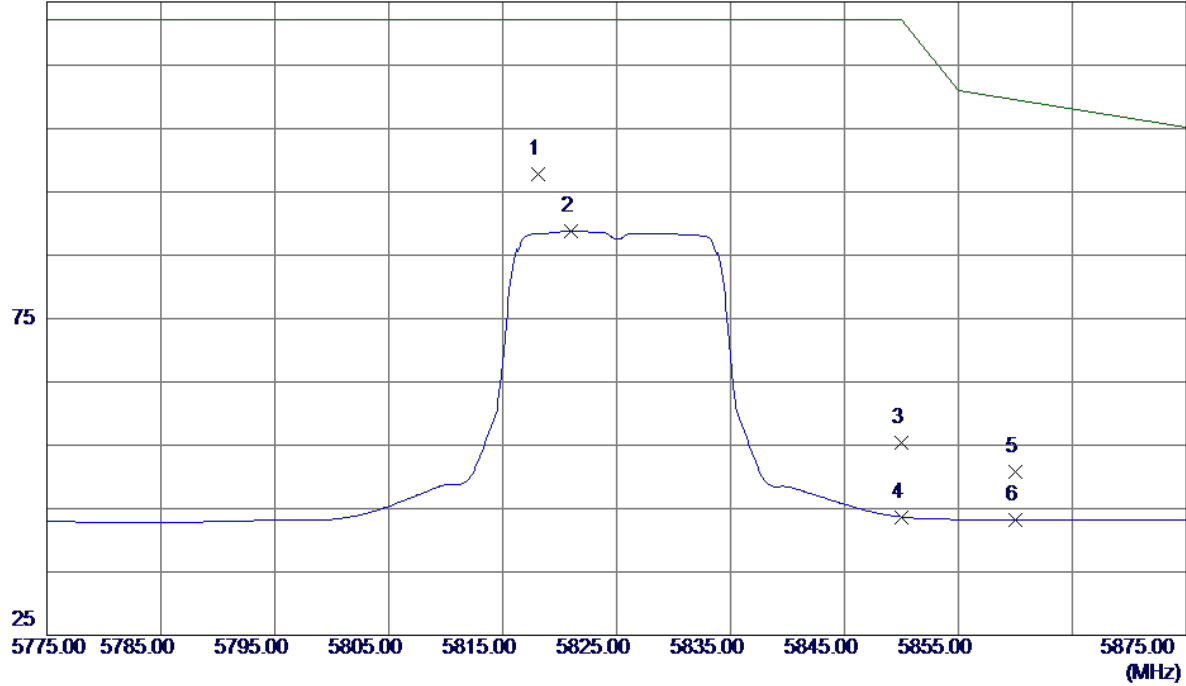


No.	Freq. MHz	Reading Level dBuV/m	Correct Factor dB	Measure ment dBuV/m	Limit dBuV/m	Margin dB	Detector	Comment

Orthogonal Axis:	X
Test Mode:	UNII-3/TX N20 Mode 5825MHz

**Horizontal**

125 dBuV/m

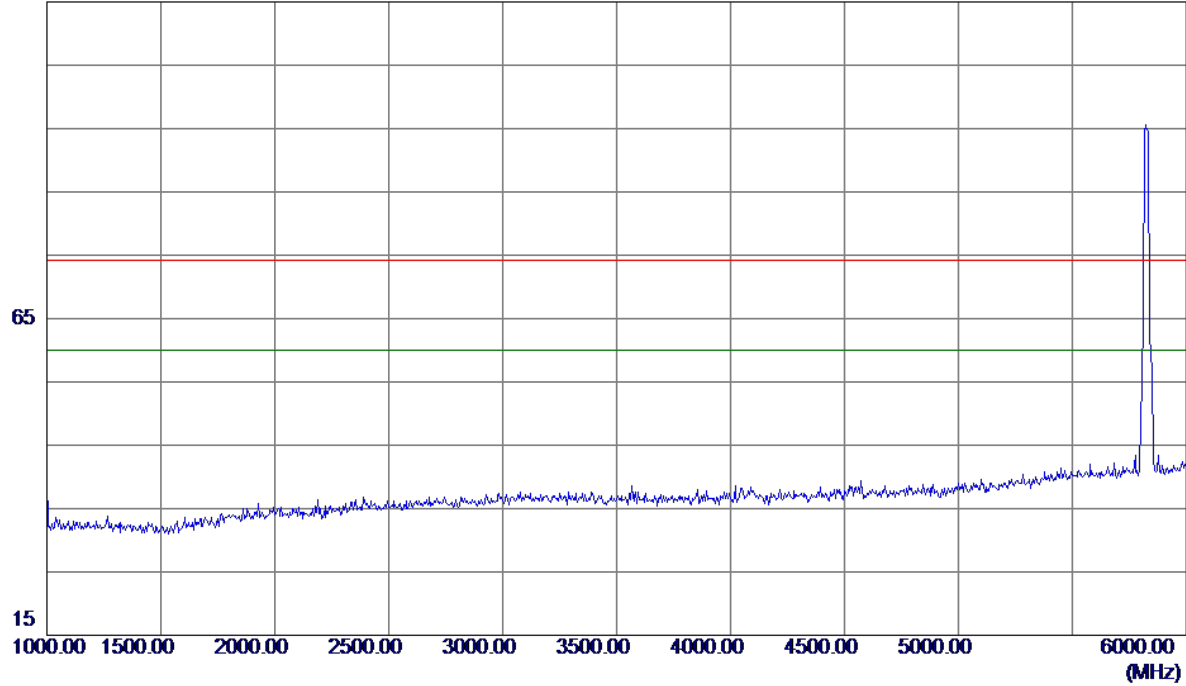


No.	Freq. MHz	Reading Level dBuV/m	Correct Factor dB	Measure ment dBuV/m	Limit dBuV/m	Margin dB	Detector	Comment
1 *	5818.1000	54.60	43.25	97.85	122.30	-24.45	Peak	
2	5821.0000	45.56	43.26	88.82	122.30	-33.48	AVG	
3	5850.0000	11.96	43.36	55.32	122.30	-66.98	Peak	
4	5850.0000	0.32	43.36	43.68	122.30	-78.62	AVG	
5	5860.0000	7.44	43.39	50.83	109.50	-58.67	Peak	
6	5860.0000	-0.15	43.39	43.24	109.50	-66.26	AVG	

Orthogonal Axis:	X
Test Mode:	UNII-3/TX N20 Mode 5825MHz

**Horizontal**

115 dBuV/m

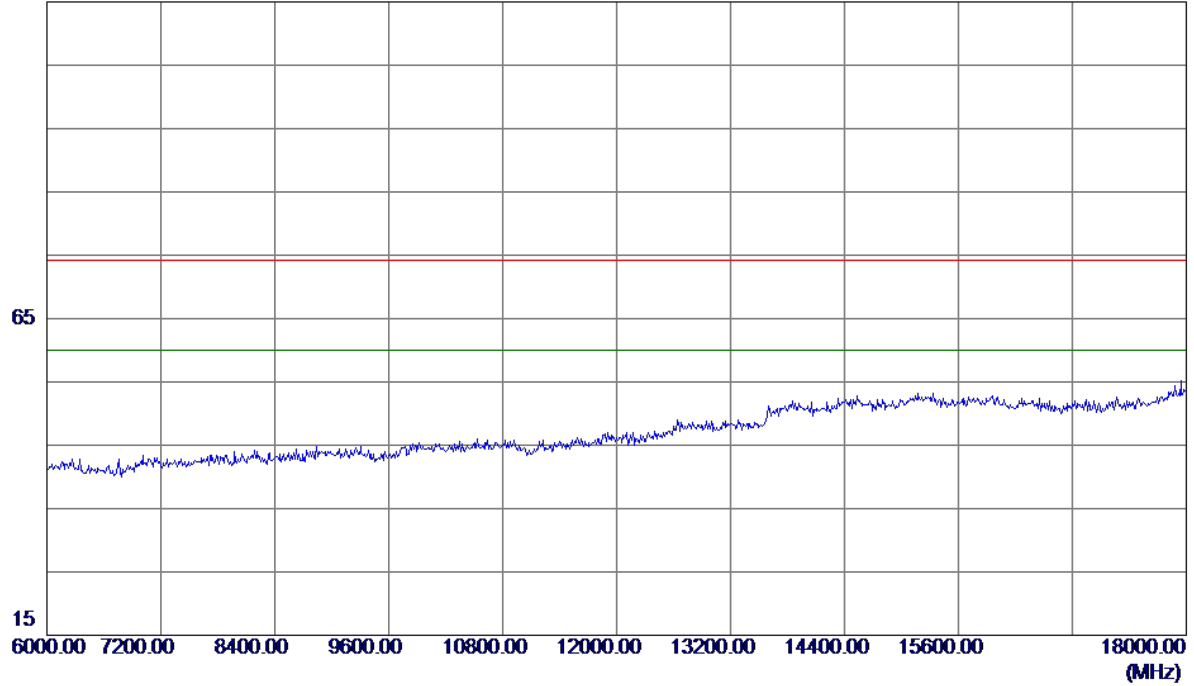


No.	Freq. MHz	Reading Level dBuV/m	Correct Factor dB	Measure ment dBuV/m	Limit dBuV/m	Margin dB	Detector	Comment
-----	--------------	----------------------------	-------------------------	---------------------------	-----------------	--------------	----------	---------

Orthogonal Axis:	X
Test Mode:	UNII-3/TX N20 Mode 5825MHz

**Horizontal**

115 dBuV/m



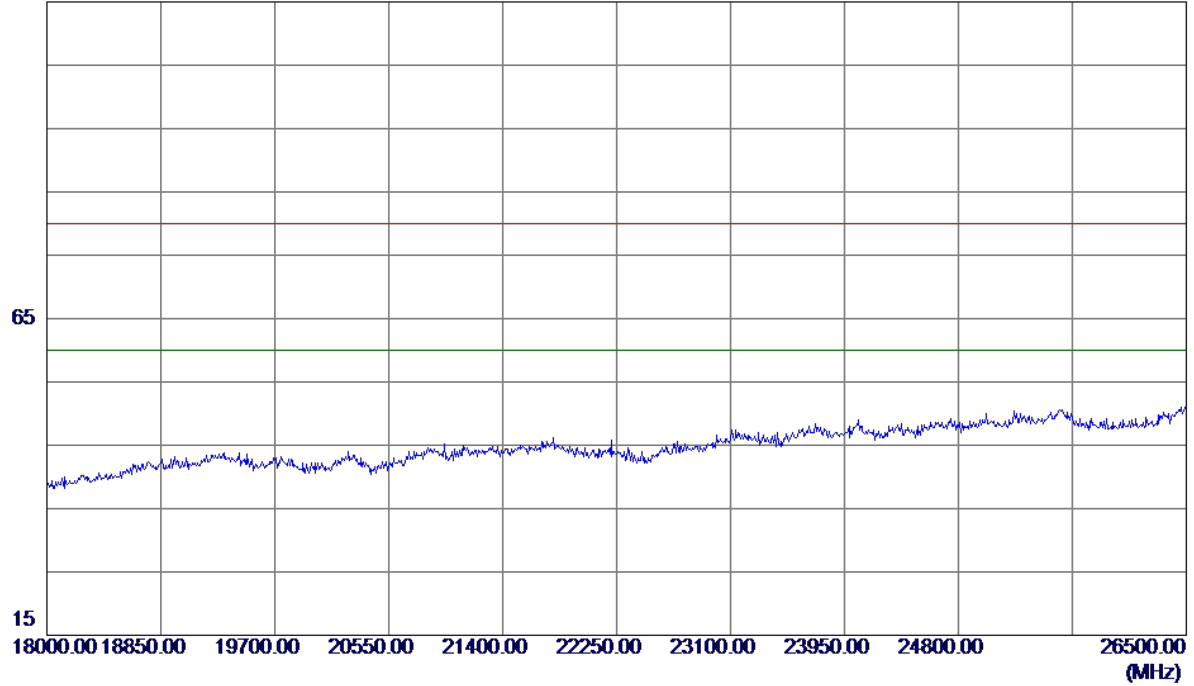
No.	Freq. MHz	Reading Level dBuV/m	Correct Factor dB	Measure ment dBuV/m	Limit dBuV/m	Margin dB	Detector	Comment



Orthogonal Axis:	X
Test Mode:	UNII-3/TX N20 Mode 5825MHz

**Horizontal**

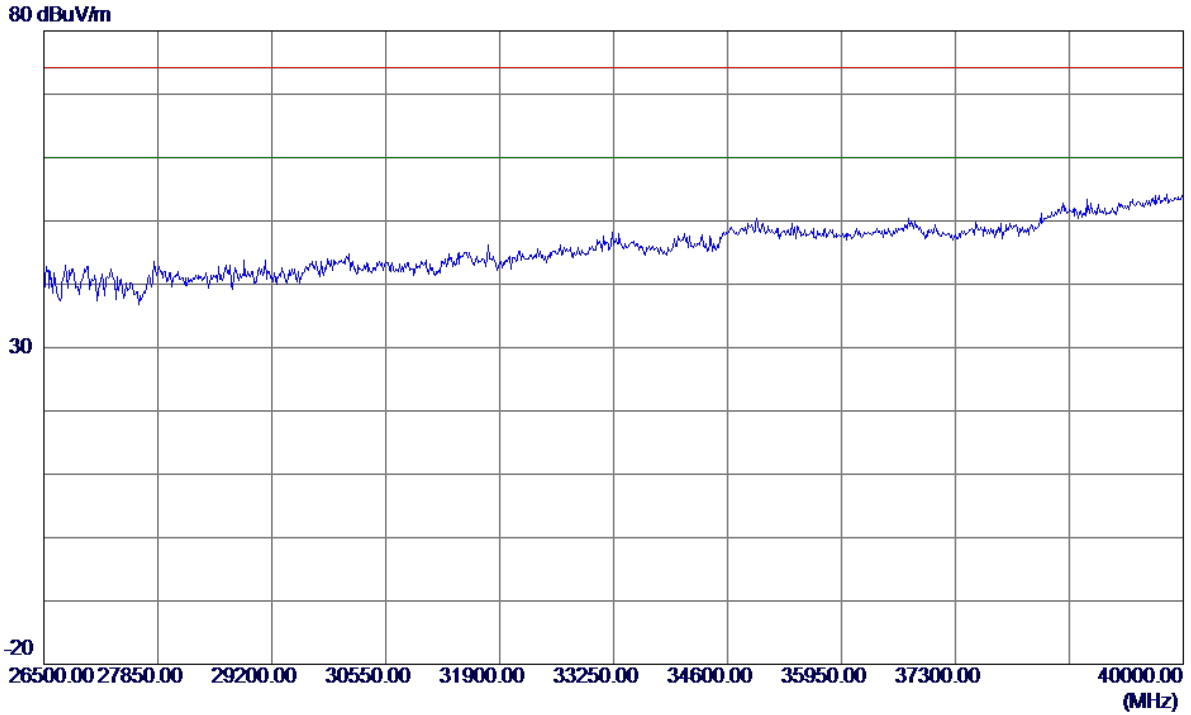
115 dBuV/m



No.	Freq. MHz	Reading Level dBuV/m	Correct Factor dB	Measure ment dBuV/m	Limit dBuV/m	Margin dB	Detector	Comment

Orthogonal Axis:	X
Test Mode:	UNII-3/TX N20 Mode 5825MHz

**Horizontal**

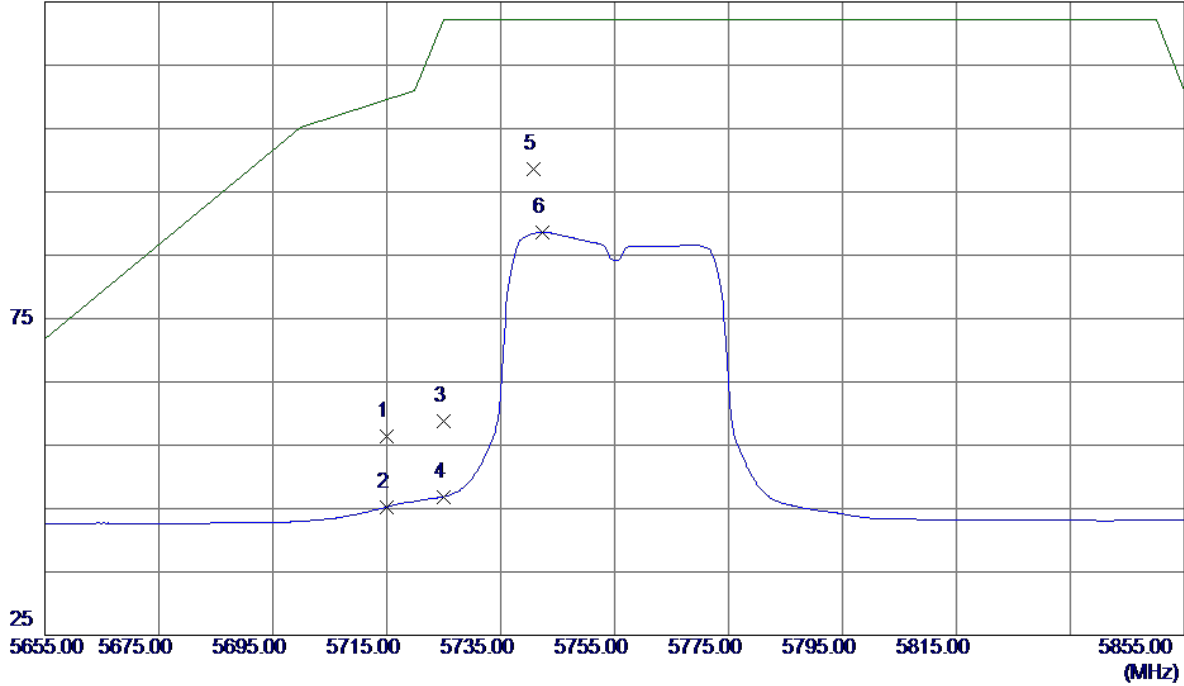


No.	Freq. MHz	Reading Level dBuV/m	Correct Factor dB	Measure ment dBuV/m	Limit dBuV/m	Margin dB	Detector	Comment

Orthogonal Axis:	X
Test Mode:	UNII-3/TX N40 Mode 5755MHz

**Vertical**

125 dBuV/m

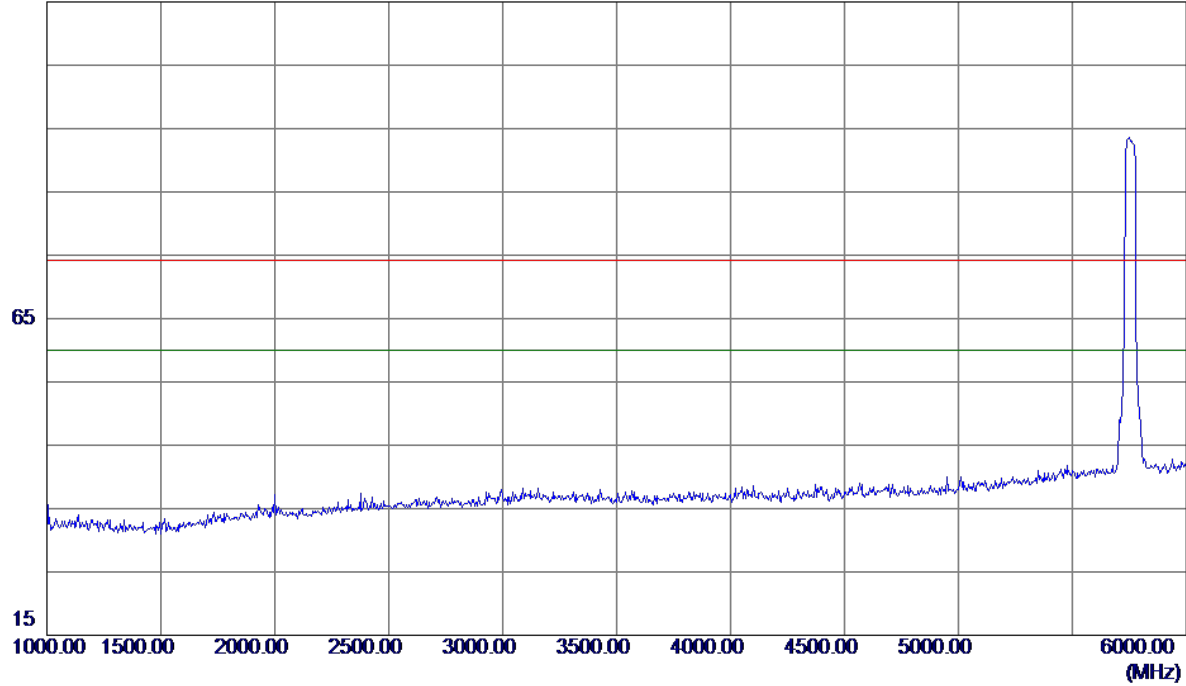


No.	Freq. MHz	Reading Level dBuV/m	Correct Factor dB	Measure ment dBuV/m	Limit dBuV/m	Margin dB	Detector	Comment
1	5715.0000	13.52	42.90	56.42	109.50	-53.08	Peak	
2	5715.0000	2.32	42.90	45.22	109.50	-64.28	AVG	
3	5725.0000	15.88	42.94	58.82	122.30	-63.48	Peak	
4	5725.0000	3.95	42.94	46.89	122.30	-75.41	AVG	
5 *	5740.8000	55.70	42.99	98.69	122.30	-23.61	Peak	
6	5742.4000	45.65	42.99	88.64	122.30	-33.66	AVG	

Orthogonal Axis:	X
Test Mode:	UNII-3/TX N40 Mode 5755MHz

**Vertical**

115 dBuV/m

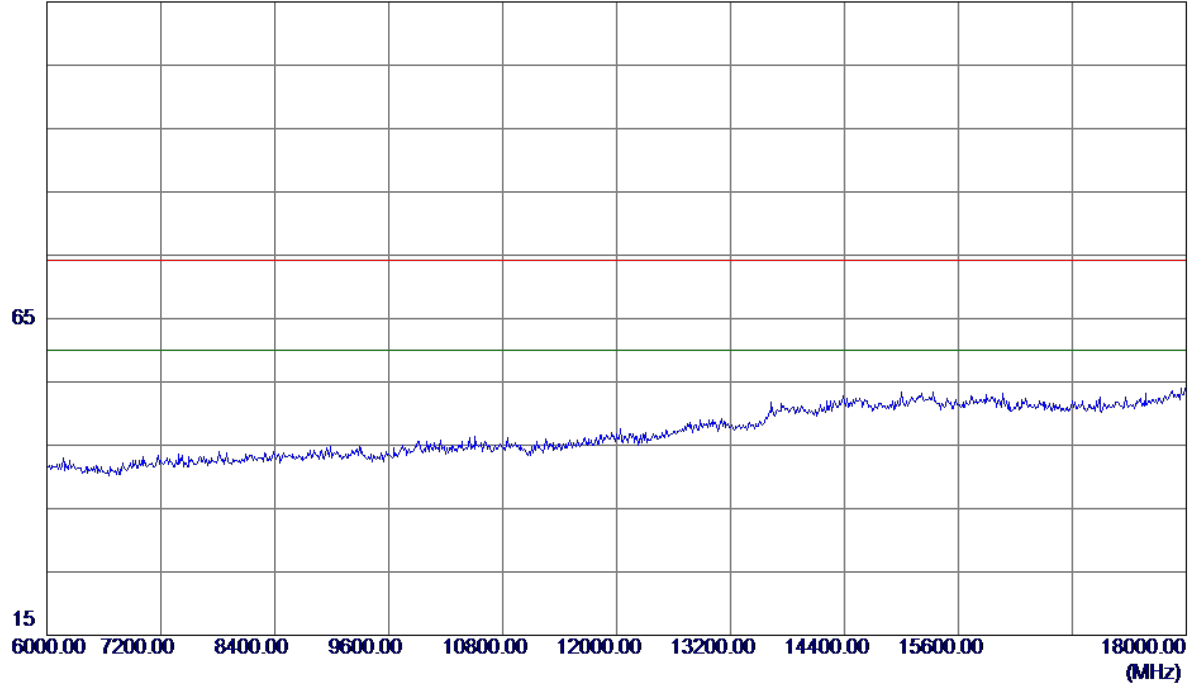


No.	Freq. MHz	Reading Level dBuV/m	Correct Factor dB	Measure ment dBuV/m	Limit dBuV/m	Margin dB	Detector	Comment

Orthogonal Axis:	X
Test Mode:	UNII-3/TX N40 Mode 5755MHz

**Vertical**

115 dBuV/m

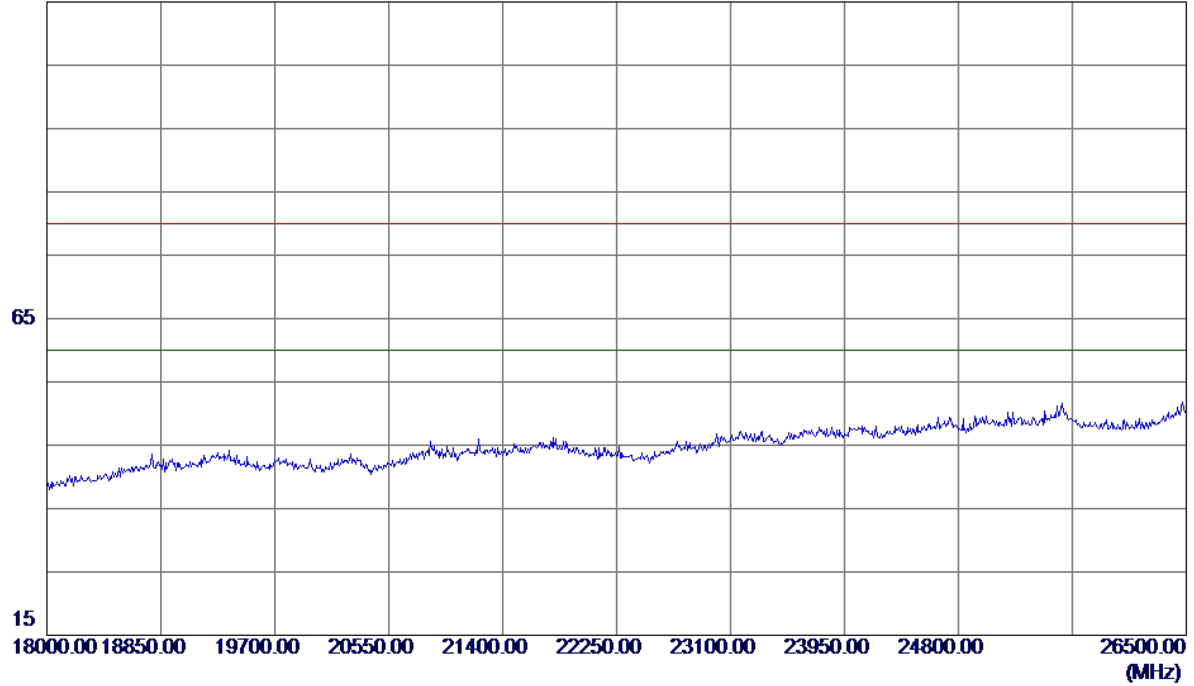


No.	Freq. MHz	Reading Level dBuV/m	Correct Factor dB	Measure ment dBuV/m	Limit dBuV/m	Margin dB	Detector	Comment

Orthogonal Axis:	X
Test Mode:	UNII-3/TX N40 Mode 5755MHz

**Vertical**

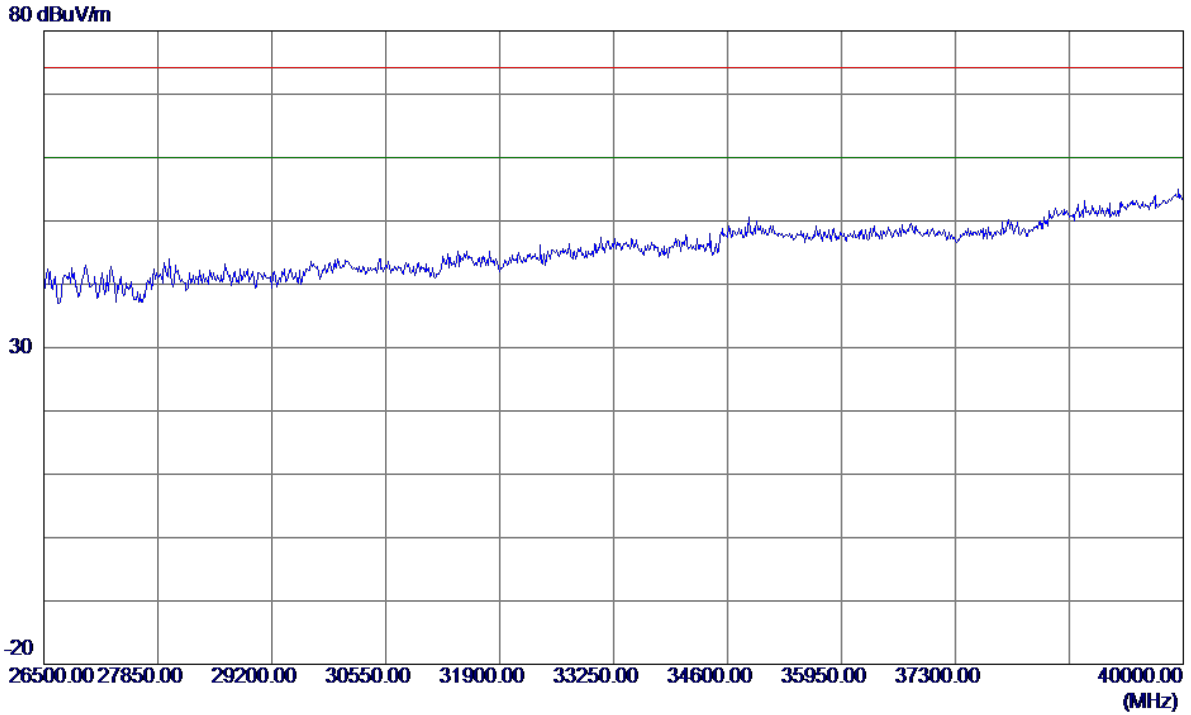
115 dBuV/m



No.	Freq. MHz	Reading Level dBuV/m	Correct Factor dB	Measure ment dBuV/m	Limit dBuV/m	Margin dB	Detector	Comment

Orthogonal Axis:	X
Test Mode:	UNII-3/TX N40 Mode 5755MHz

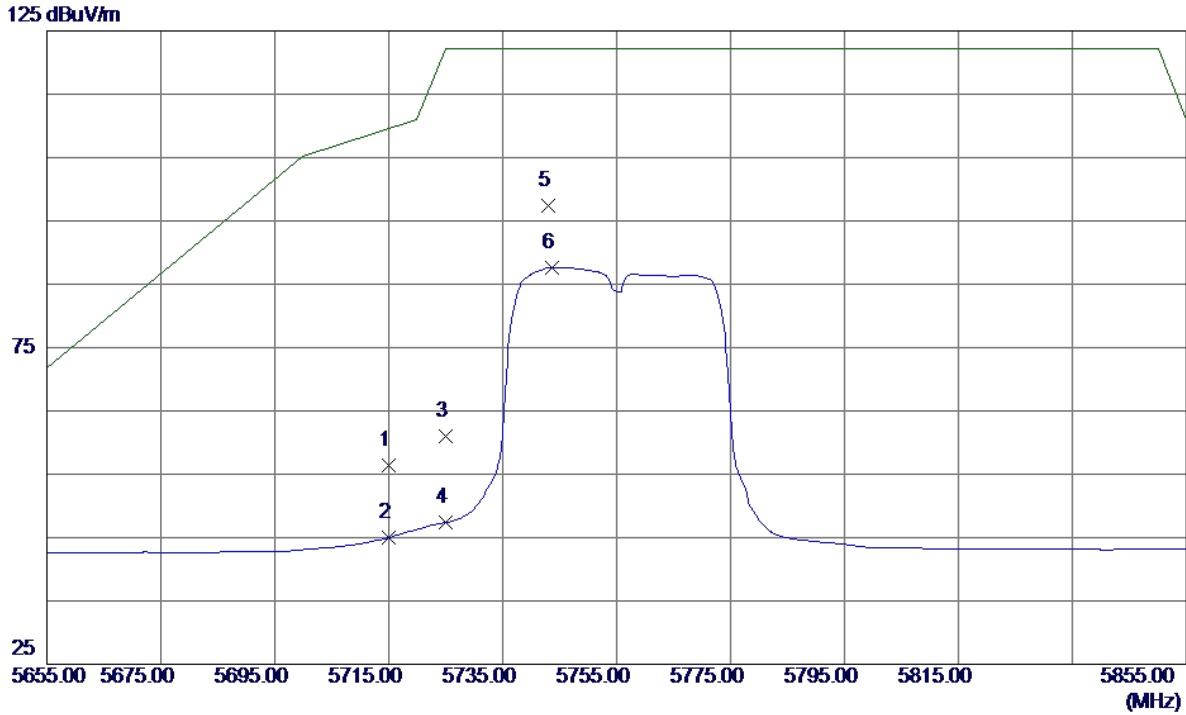
**Vertical**



No.	Freq. MHz	Reading Level dBuV/m	Correct Factor dB	Measure ment dBuV/m	Limit dBuV/m	Margin dB	Detector	Comment

Orthogonal Axis:	X
Test Mode:	UNII-3/TX N40 Mode 5755MHz

### Horizontal



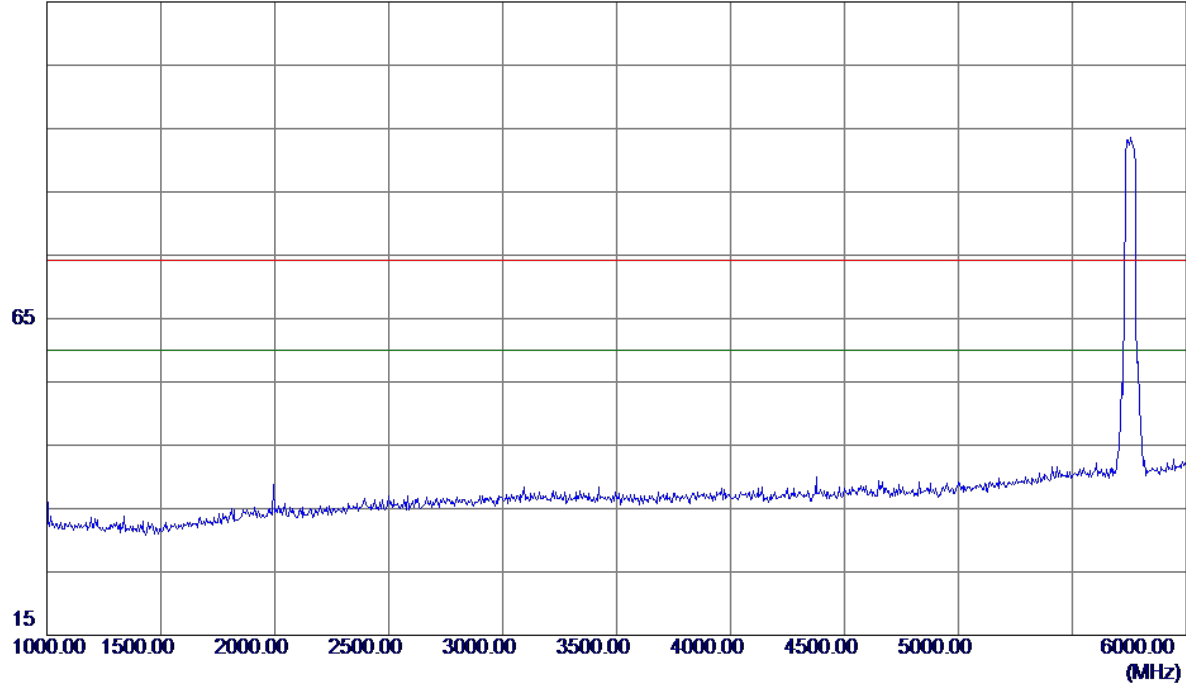
No.	Freq. MHz	Reading Level dBuV/m	Correct Factor dB	Measure ment dBuV/m	Limit dBuV/m	Margin dB	Detector	Comment
1	5715.0000	13.42	42.90	56.32	109.50	-53.18	Peak	
2	5715.0000	2.09	42.90	44.99	109.50	-64.51	AVG	
3	5725.0000	18.07	42.94	61.01	122.30	-61.29	Peak	
4	5725.0000	4.44	42.94	47.38	122.30	-74.92	AVG	
5 *	5743.0000	54.42	43.00	97.42	122.30	-24.88	Peak	
6	5743.6000	44.62	43.00	87.62	122.30	-34.68	AVG	



Orthogonal Axis:	X
Test Mode:	UNII-3/TX N40 Mode 5755MHz

**Horizontal**

115 dBuV/m

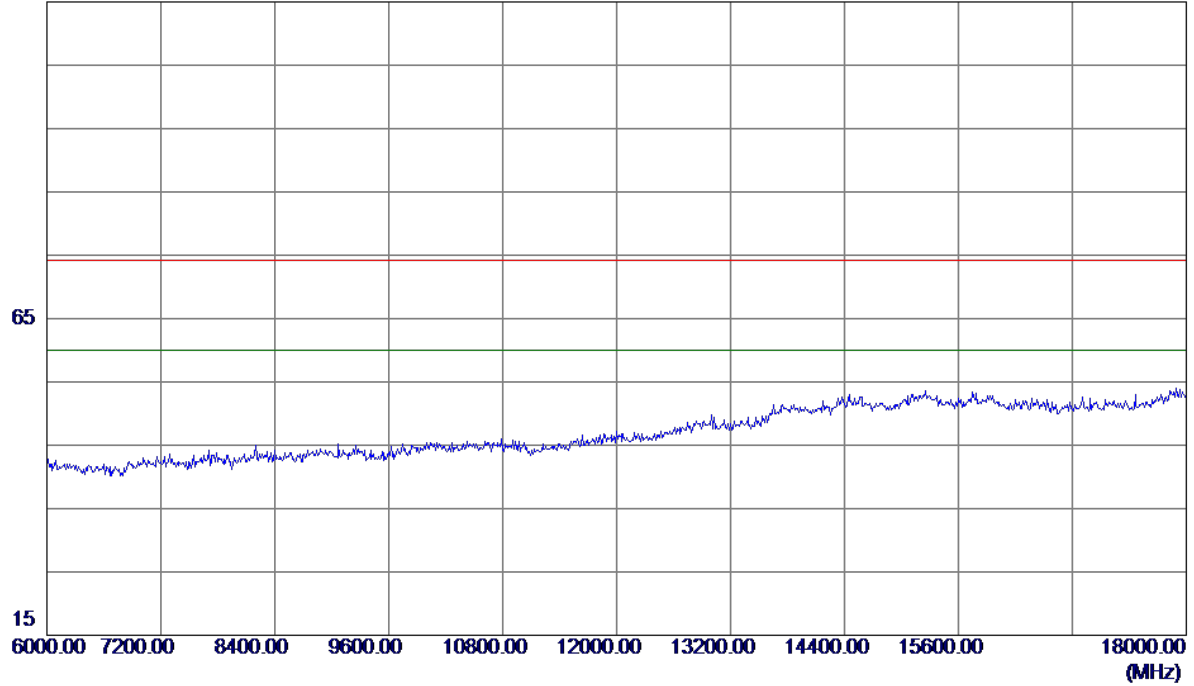


No.	Freq. MHz	Reading Level dBuV/m	Correct Factor dB	Measure ment dBuV/m	Limit dBuV/m	Margin dB	Detector	Comment
-----	--------------	----------------------------	-------------------------	---------------------------	-----------------	--------------	----------	---------

Orthogonal Axis:	X
Test Mode:	UNII-3/TX N40 Mode 5755MHz

**Horizontal**

115 dBuV/m

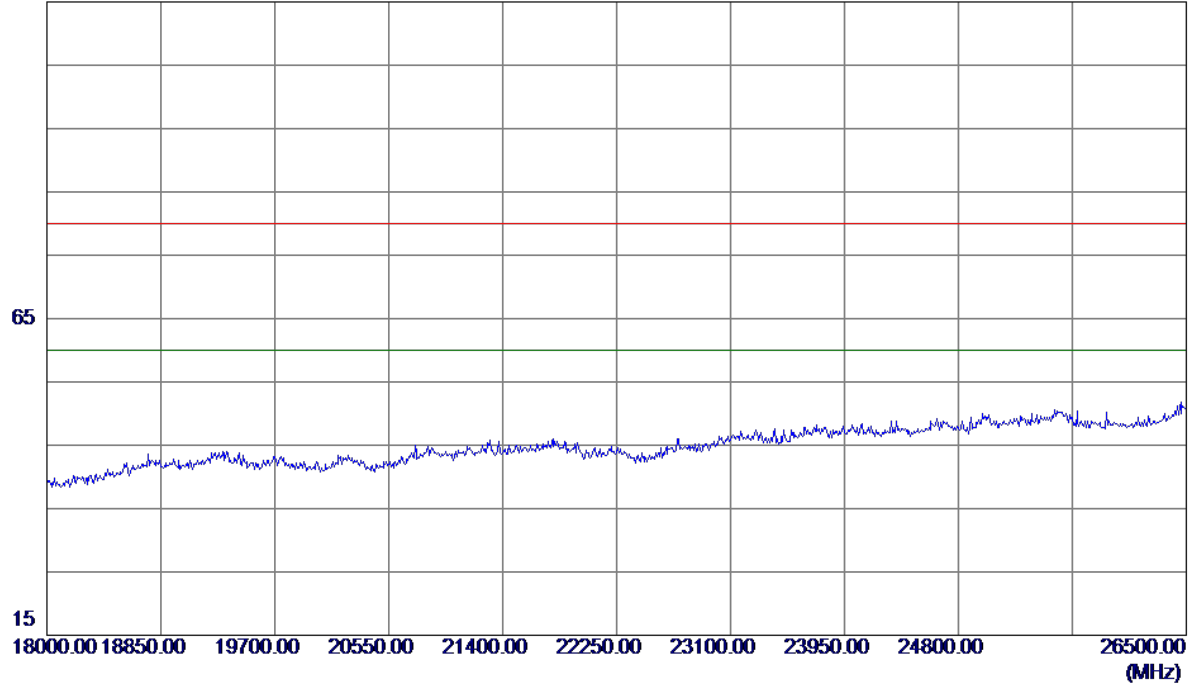


No.	Freq. MHz	Reading Level dBuV/m	Correct Factor dB	Measure ment dBuV/m	Limit dBuV/m	Margin dB	Detector	Comment

Orthogonal Axis:	X
Test Mode:	UNII-3/TX N40 Mode 5755MHz

**Horizontal**

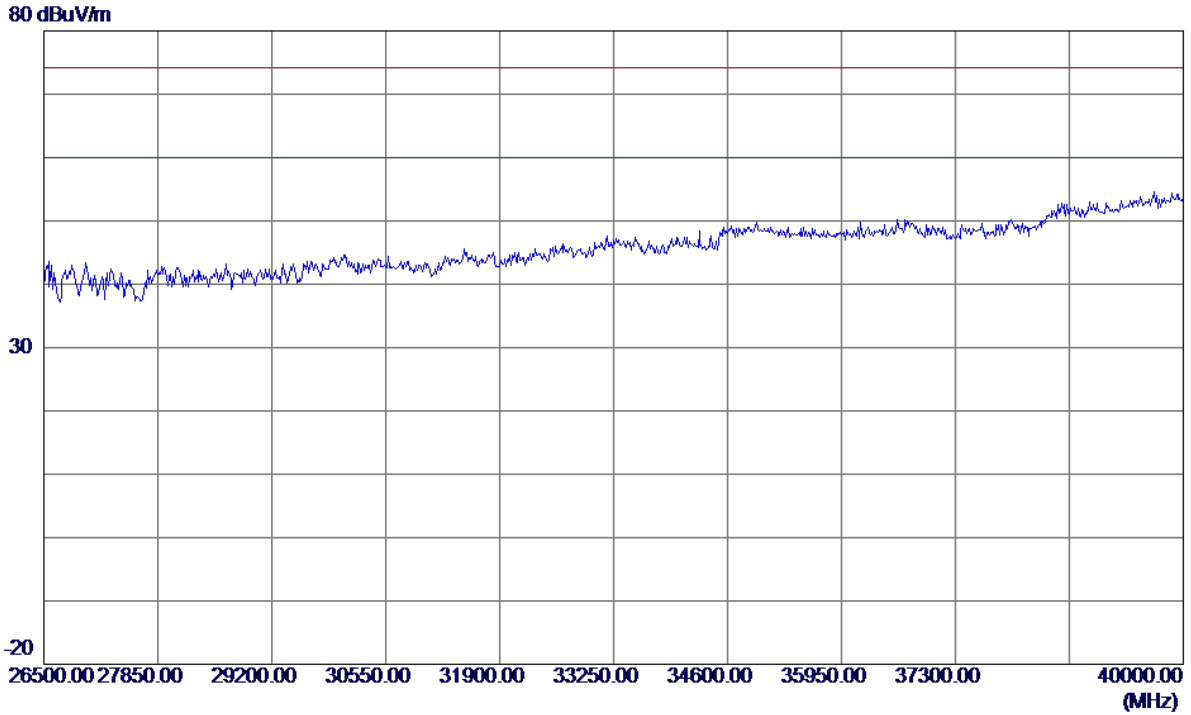
115 dBuV/m



No.	Freq. MHz	Reading Level dBuV/m	Correct Factor dB	Measure ment dBuV/m	Limit dBuV/m	Margin dB	Detector	Comment

Orthogonal Axis:	X
Test Mode:	UNII-3/TX N40 Mode 5755MHz

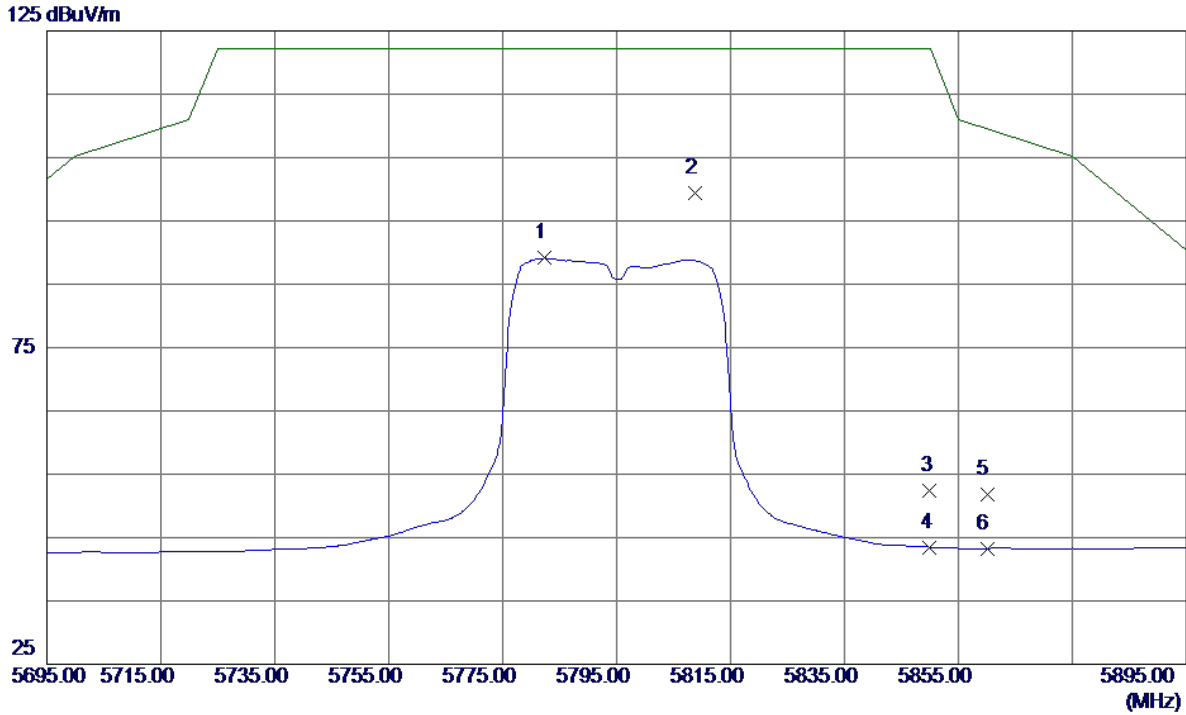
**Horizontal**



No.	Freq. MHz	Reading Level dBuV/m	Correct Factor dB	Measure ment dBuV/m	Limit dBuV/m	Margin dB	Detector	Comment

Orthogonal Axis:	X
Test Mode:	UNII-3/TX N40 Mode 5795MHz

**Vertical**

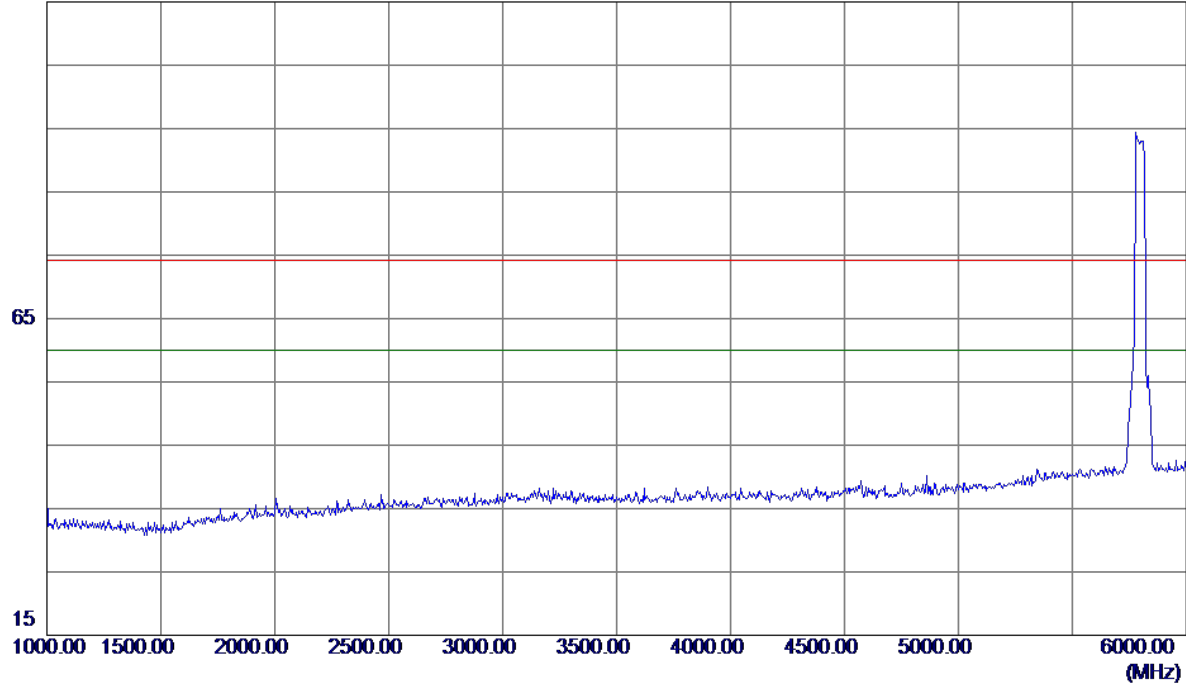


No.	Freq. MHz	Reading Level dBuV/m	Correct Factor dB	Measure ment dBuV/m	Limit dBuV/m	Margin dB	Detector	Comment
1	5782.4000	45.98	43.13	89.11	122.30	-33.19	AVG	
2 *	5808.8000	56.27	43.22	99.49	122.30	-22.81	Peak	
3	5850.0000	9.08	43.36	52.44	122.30	-69.86	Peak	
4	5850.0000	0.11	43.36	43.47	122.30	-78.83	AVG	
5	5860.0000	8.48	43.39	51.87	109.50	-57.63	Peak	
6	5860.0000	-0.11	43.39	43.28	109.50	-66.22	AVG	

Orthogonal Axis:	X
Test Mode:	UNII-3/TX N40 Mode 5795MHz

**Vertical**

115 dBuV/m

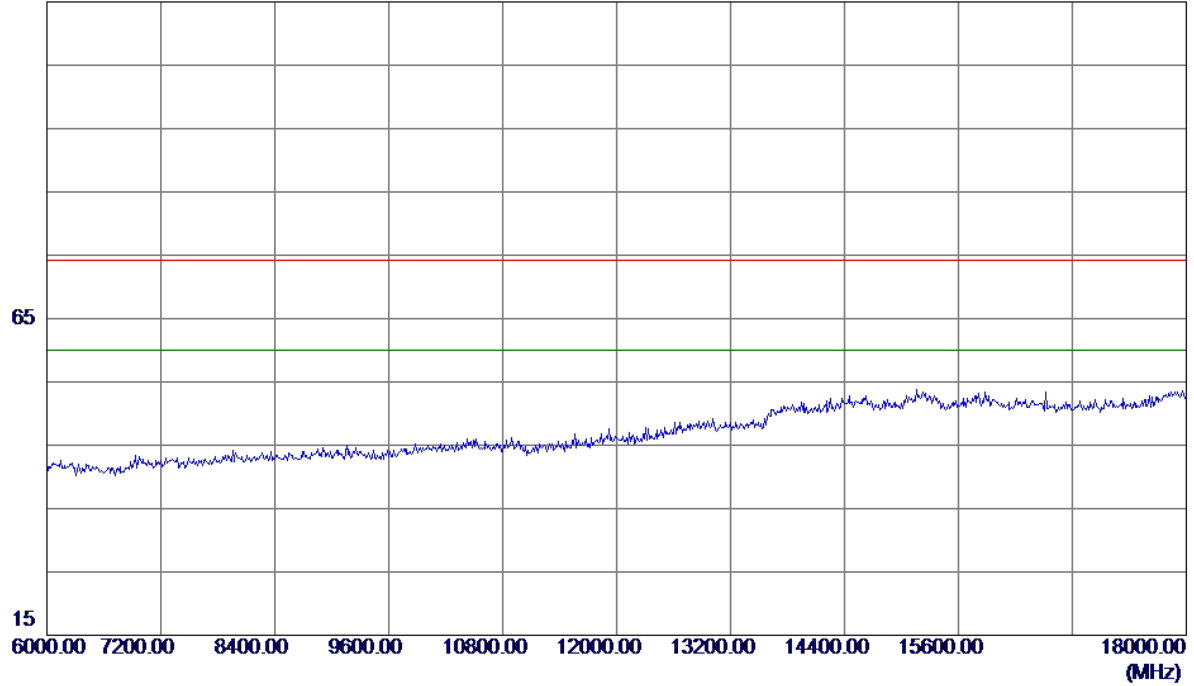


No.	Freq. MHz	Reading Level dBuV/m	Correct Factor dB	Measure ment dBuV/m	Limit dBuV/m	Margin dB	Detector	Comment

Orthogonal Axis:	X
Test Mode:	UNII-3/TX N40 Mode 5795MHz

**Vertical**

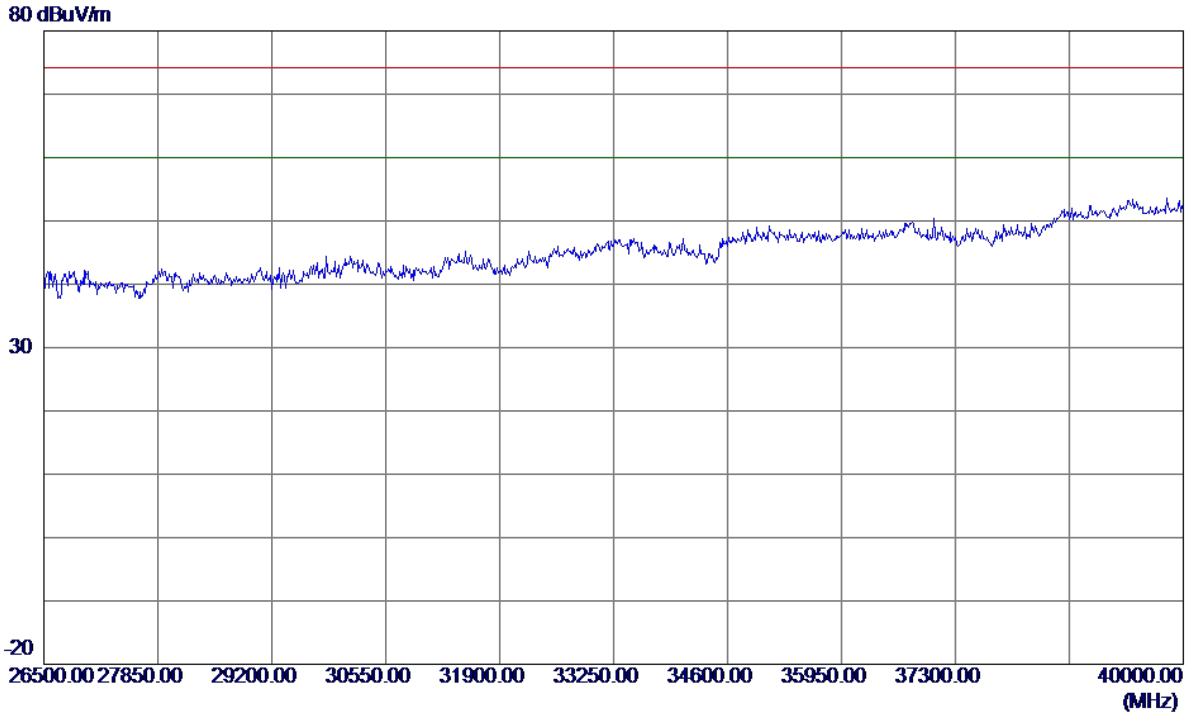
115 dBuV/m



No.	Freq. MHz	Reading Level dBuV/m	Correct Factor dB	Measure ment dBuV/m	Limit dBuV/m	Margin dB	Detector	Comment

Orthogonal Axis:	X
Test Mode:	UNII-3/TX N40 Mode 5795MHz

**Vertical**

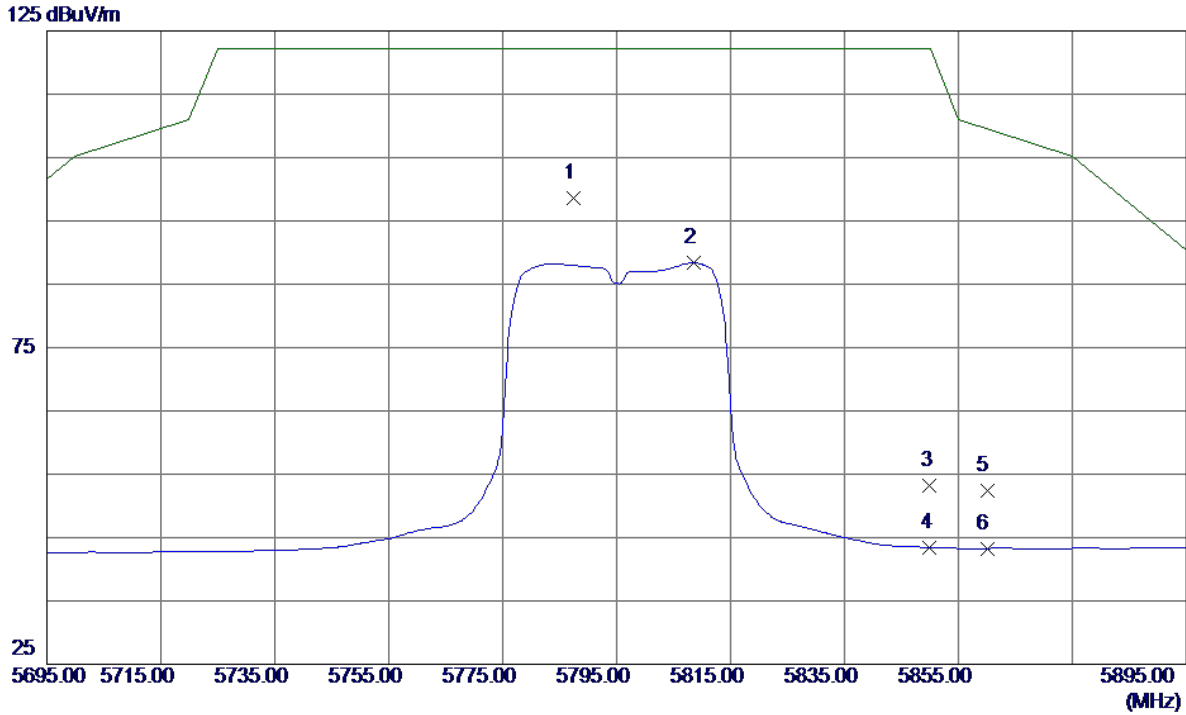


No.	Freq. MHz	Reading Level dBuV/m	Correct Factor dB	Measure ment dBuV/m	Limit dBuV/m	Margin dB	Detector	Comment



Orthogonal Axis:	X
Test Mode:	UNII-3/TX N40 Mode 5795MHz

### Horizontal

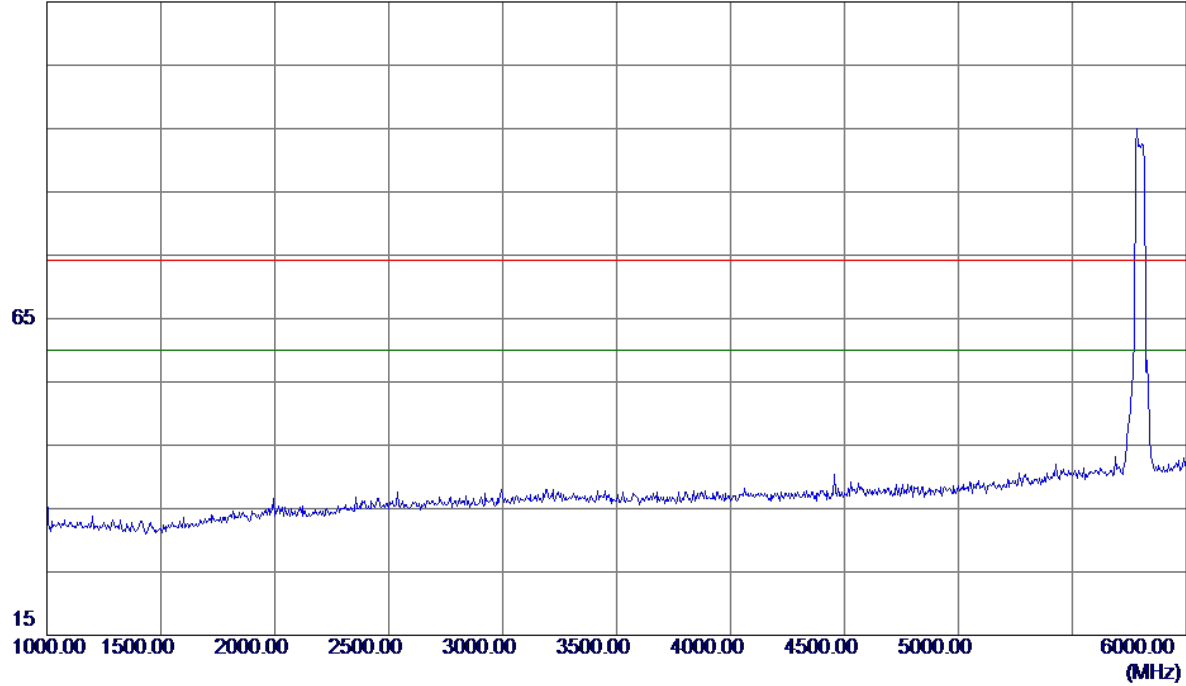


No.	Freq. MHz	Reading Level dBuV/m	Correct Factor dB	Measure ment dBuV/m	Limit dBuV/m	Margin dB	Detector	Comment
1 *	5787.4000	55.43	43.15	98.58	122.30	-23.72	Peak	
2	5808.6000	45.12	43.22	88.34	122.30	-33.96	AVG	
3	5850.0000	9.92	43.36	53.28	122.30	-69.02	Peak	
4	5850.0000	0.05	43.36	43.41	122.30	-78.89	AVG	
5	5860.0000	8.97	43.39	52.36	109.50	-57.14	Peak	
6	5860.0000	-0.11	43.39	43.28	109.50	-66.22	AVG	

Orthogonal Axis:	X
Test Mode:	UNII-3/TX N40 Mode 5795MHz

**Horizontal**

115 dBuV/m

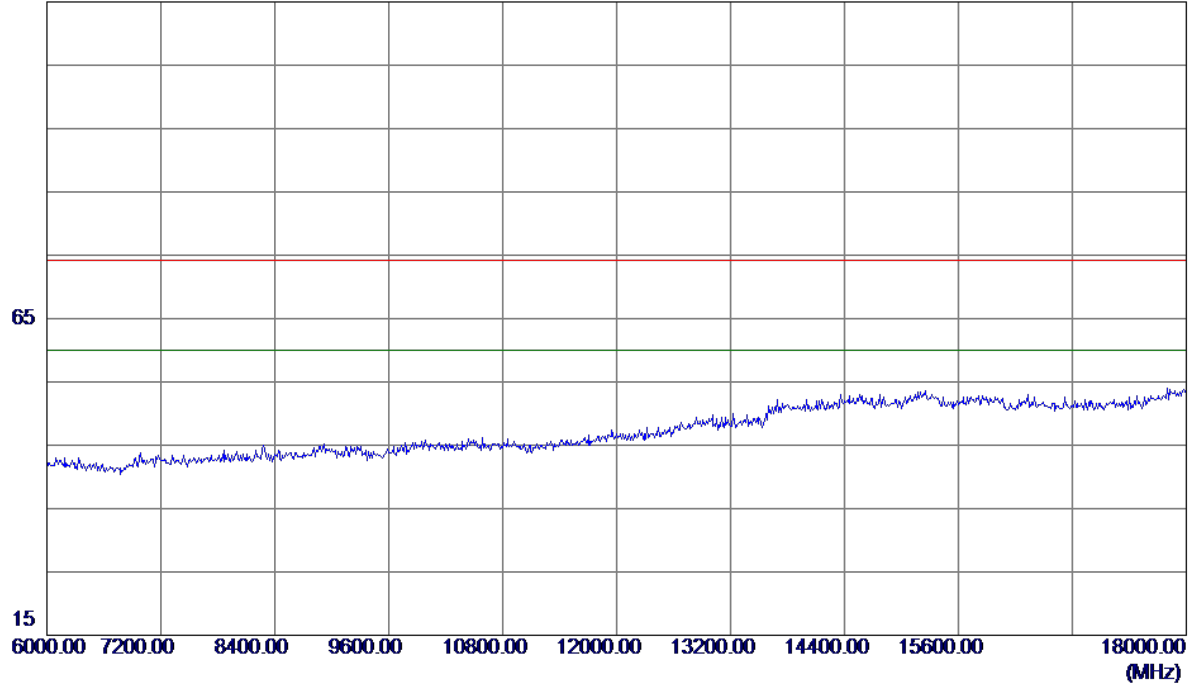


No.	Freq. MHz	Reading Level dBuV/m	Correct Factor dB	Measure ment dBuV/m	Limit dBuV/m	Margin dB	Detector	Comment

Orthogonal Axis:	X
Test Mode:	UNII-3/TX N40 Mode 5795MHz

**Horizontal**

115 dBuV/m

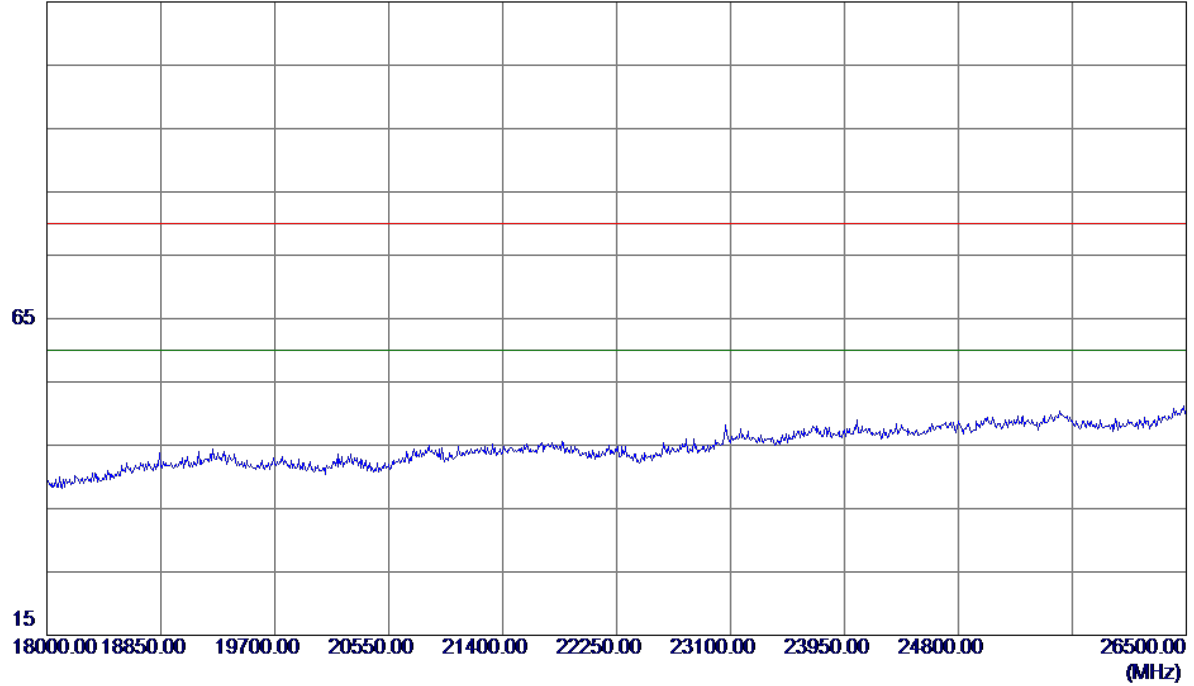


No.	Freq. MHz	Reading Level dBuV/m	Correct Factor dB	Measure ment dBuV/m	Limit dBuV/m	Margin dB	Detector	Comment

Orthogonal Axis:	X
Test Mode:	UNII-3/TX N40 Mode 5795MHz

**Horizontal**

115 dBuV/m

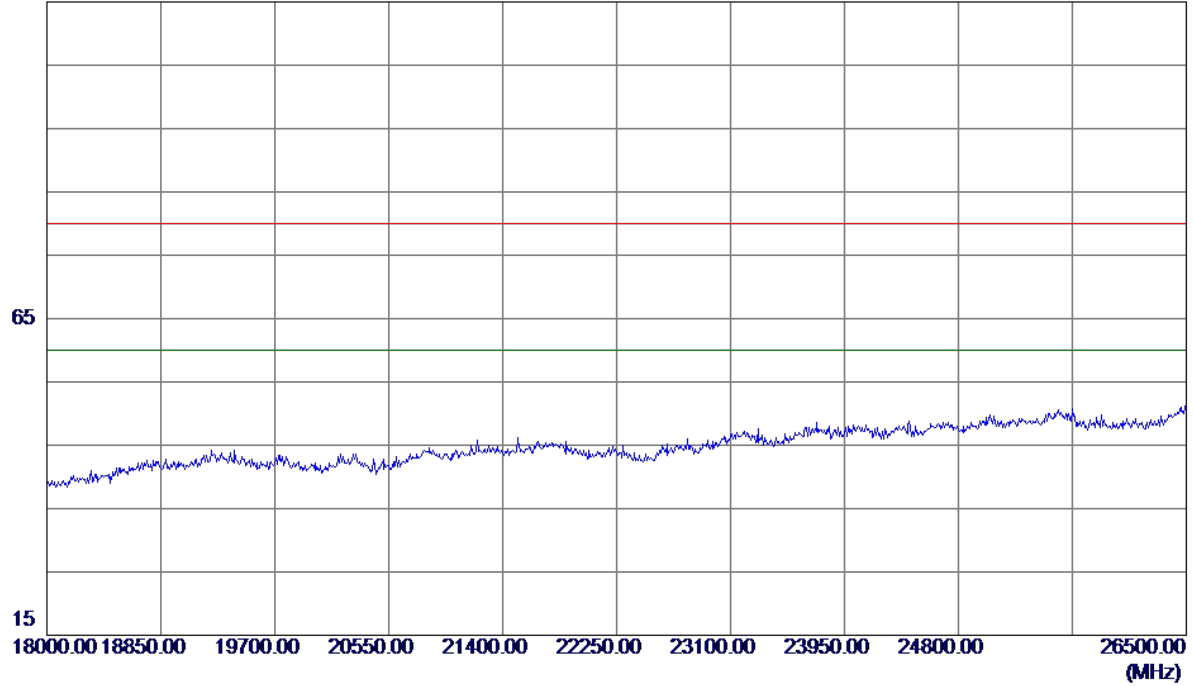


No.	Freq. MHz	Reading Level dBuV/m	Correct Factor dB	Measure ment dBuV/m	Limit dBuV/m	Margin dB	Detector	Comment

Orthogonal Axis:	X
Test Mode:	UNII-3/TX N40 Mode 5795MHz

**Horizontal**

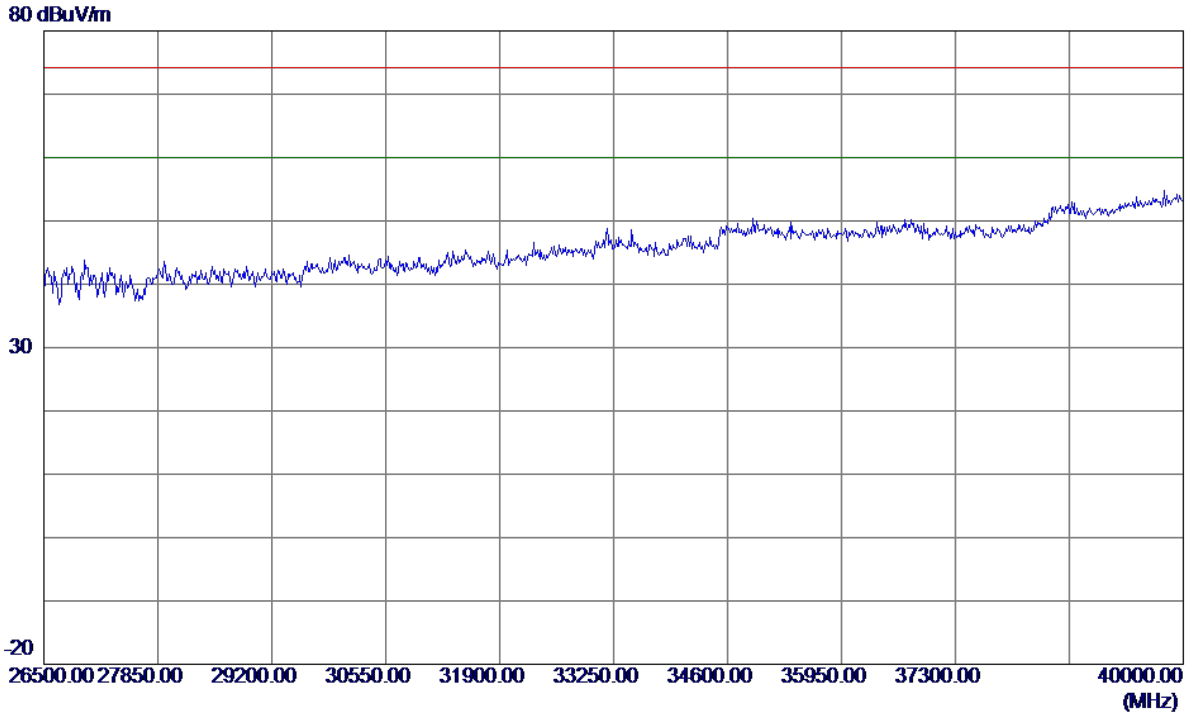
115 dBuV/m



No.	Freq. MHz	Reading Level dBuV/m	Correct Factor dB	Measure ment dBuV/m	Limit dBuV/m	Margin dB	Detector	Comment

Orthogonal Axis:	X
Test Mode:	UNII-3/TX N40 Mode 5795MHz

**Horizontal**



No.	Freq. MHz	Reading Level dBuV/m	Correct Factor dB	Measure ment dBuV/m	Limit dBuV/m	Margin dB	Detector	Comment

**TX A Mode\_DUTY CYCLE**

Duty cycle: TX DUTYMHz

Duty cycle =  $T_{ON} / T_{Total}$

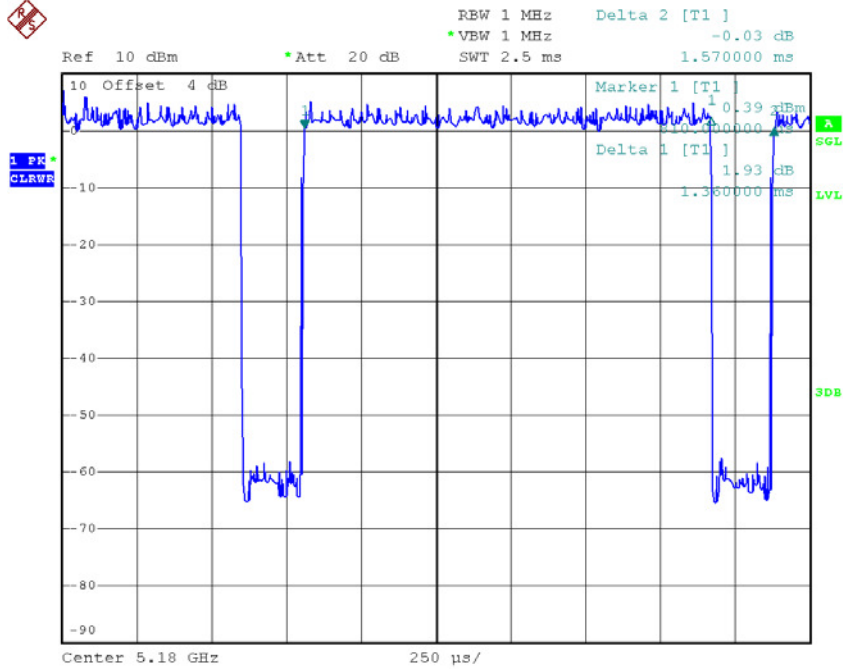
$T_{ON}$ : 1.36 msec

$T_{Total}$ : 1.57 msec

Duty cycle: 86.62%

Duty Factor =  $10 \log(1/Duty \ cycle)$

Duty Factor = 0.62



Date: 9.MAY.2017 21:19:55

Note: The EUT was programmed to be in countinously transmitting mode and the transmit duty cycle is not less than 98 %, so, the output power and power density should be cacluated as Output Power = Measured power + Ducy factor  
Power Spectral Density = Measured density + Duty factor

**TX N20 Mode\_DUTY CYCLE**

Duty cycle: TX DUTYMHZ

Duty cycle =  $T_{ON} / T_{Total}$

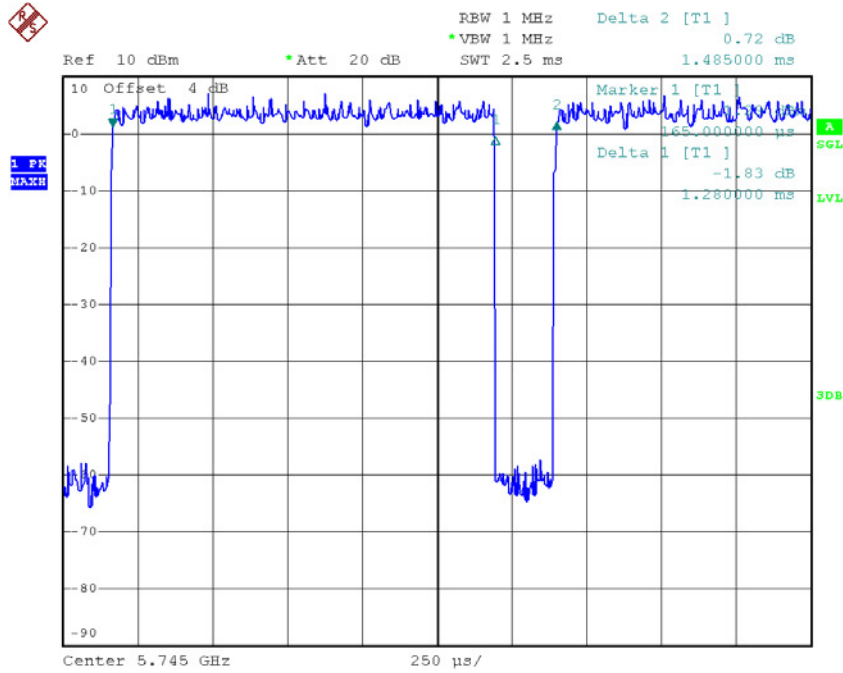
$T_{ON}$ : 1.28 msec

$T_{Total}$ : 1.48 msec

Duty cycle: 86.49%

Duty Factor =  $10 \log(1/\text{Duty cycle})$

Duty Factor = 0.63



Date: 9.MAY.2017 21:08:15

Note: The EUT was programmed to be in continuously transmitting mode and the transmit duty cycle is not less than 98 %, so, the output power and power density should be calculated as Output Power = Measured power + Duty factor  
 Power Spectral Density = Measured density + Duty factor



**TX N40 Mode\_DUTY CYCLE**

Duty cycle: TX DUTYMHZ

Duty cycle =  $T_{ON} / T_{Total}$

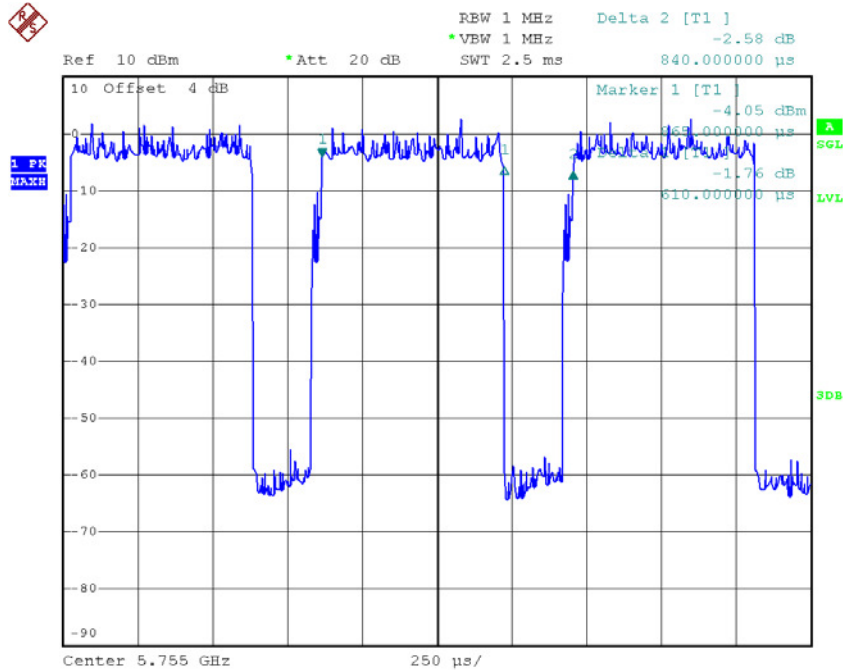
$T_{ON}$ : 0.61 msec

$T_{Total}$ : 0.84 msec

Duty cycle: 72.62%

Duty Factor =  $10 \log(1/Duty \text{ cycle})$

Duty Factor = 1.39



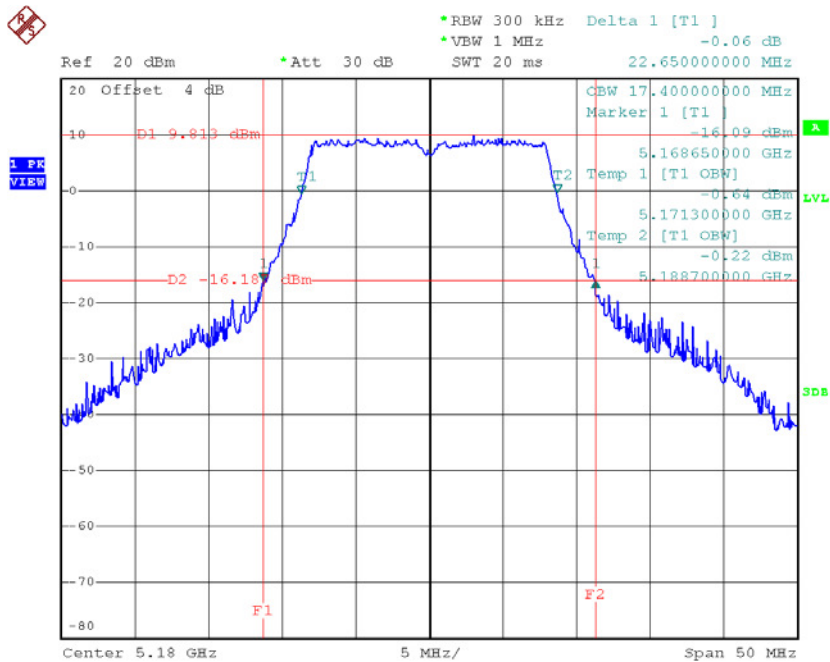
Date: 9.MAY.2017 21:12:24

Note: The EUT was programmed to be in countinously transmitting mode and the transmit duty cycle is not less than 98 %, so, the output power and power density should be cacluated as Output Power = Measured power + Ducy factor  
 Power Spectral Density = Measured density + Duty factor

## ATTACHMENT E - BANDWIDTH

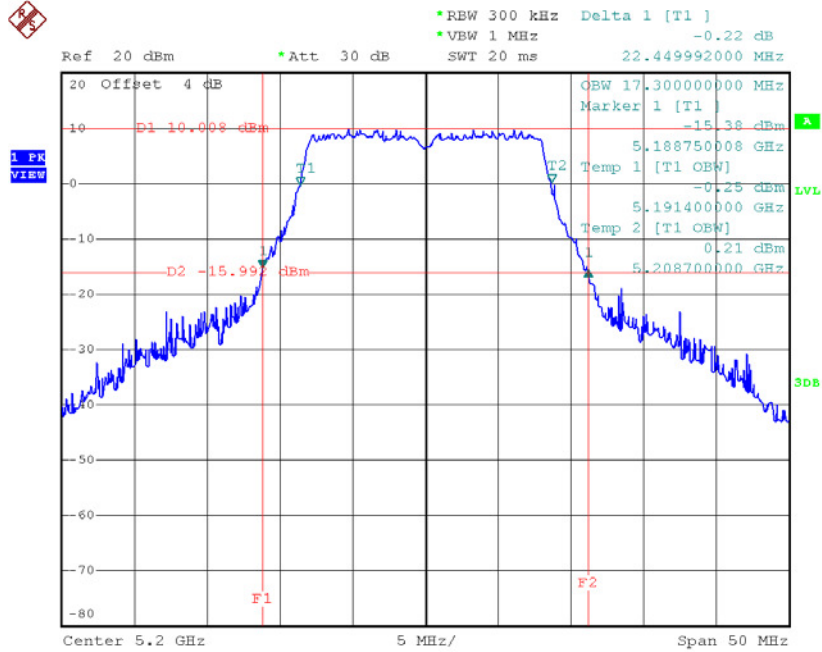
**Test Mode: UNII-1/TX A Mode\_CH36/CH40/CH48**

Channel	Frequency (MHz)	26dB Bandwidth (MHz)	99% Occupied Bandwidth (MHz)
CH36	5180	22.65	17.40
CH40	5200	22.45	17.30
CH48	5240	22.59	17.30

**TX CH36**


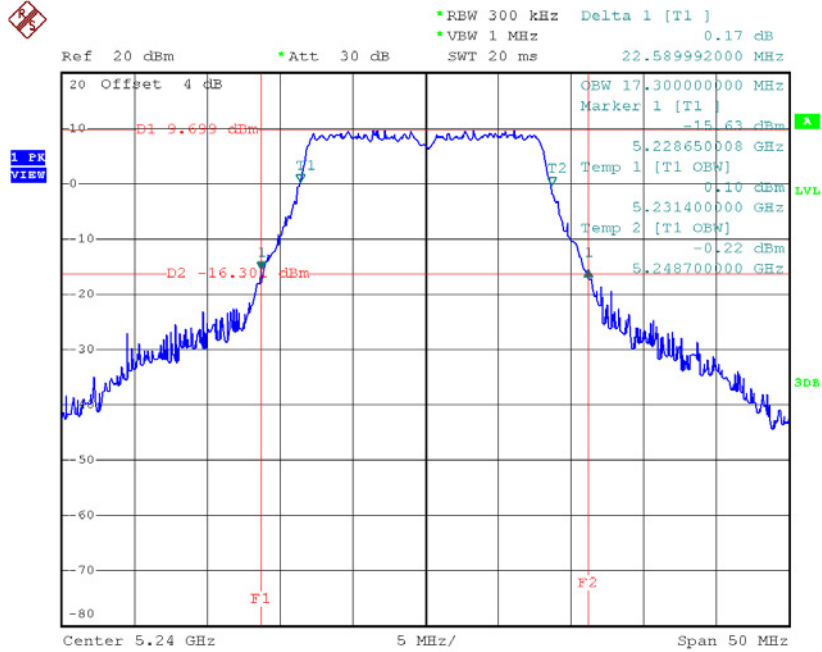
Date: 9.MAY.2017 20:29:31

**TX CH40**



Date: 9.MAY.2017 20:31:35

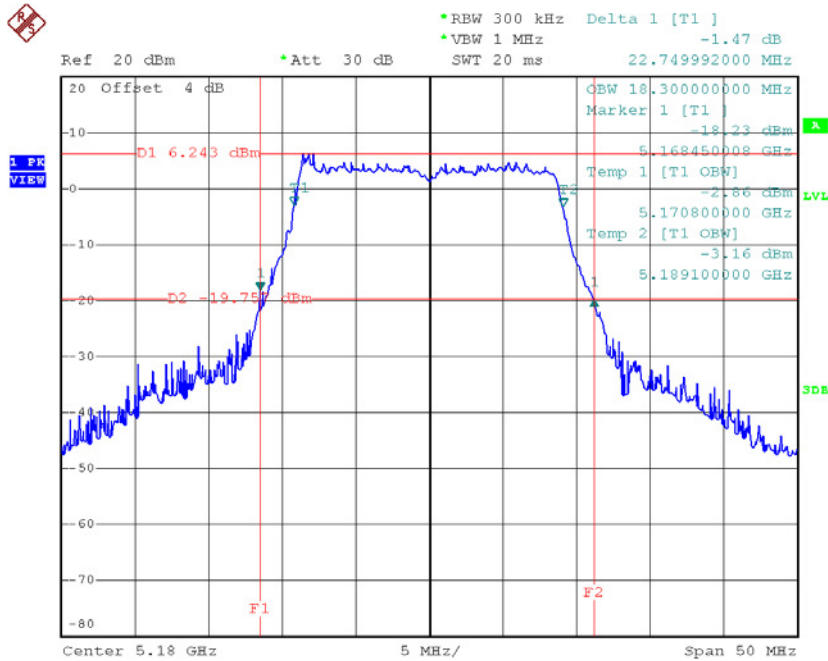
**TX CH48**



Date: 9.MAY.2017 20:32:28

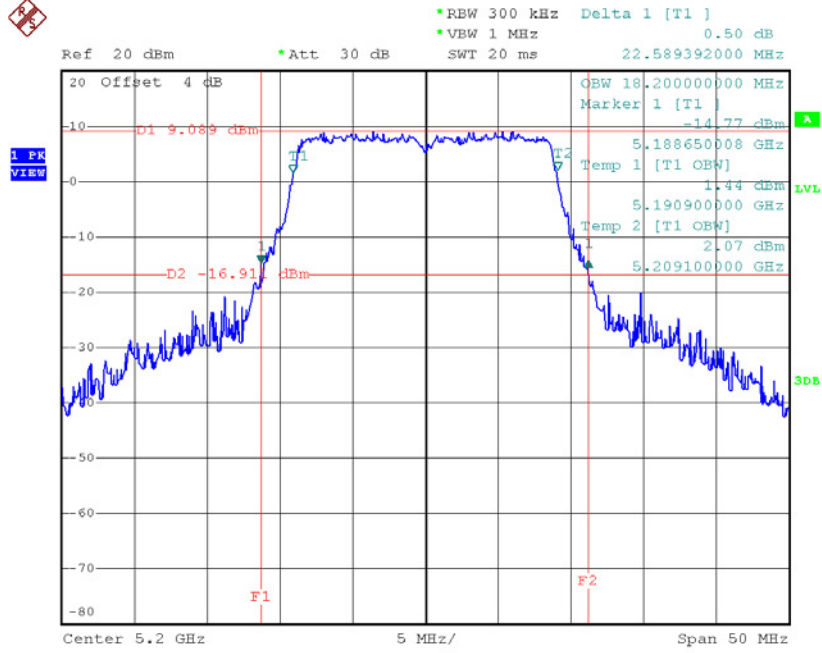
**Test Mode: UNII-1/TX N20 Mode\_CH36/CH40/CH48**

Channel	Frequency (MHz)	26dB Bandwidth (MHz)	99% Occupied Bandwidth (MHz)
CH36	5180	22.75	18.30
CH40	5200	22.59	18.20
CH48	5240	22.79	18.20

**TX CH36**


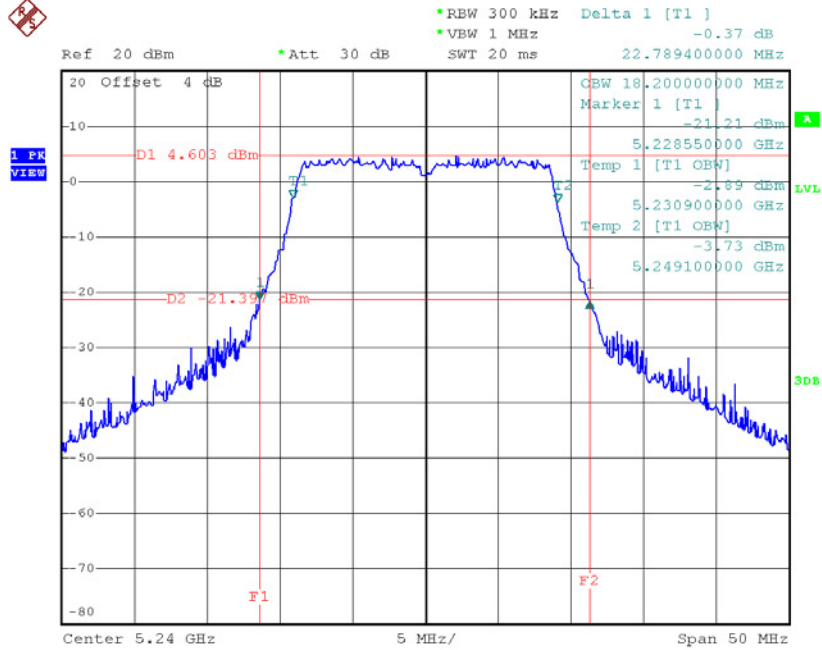
Date: 9.MAY.2017 20:41:41

**TX CH40**



Date: 9.MAY.2017 20:42:26

**TX CH48**

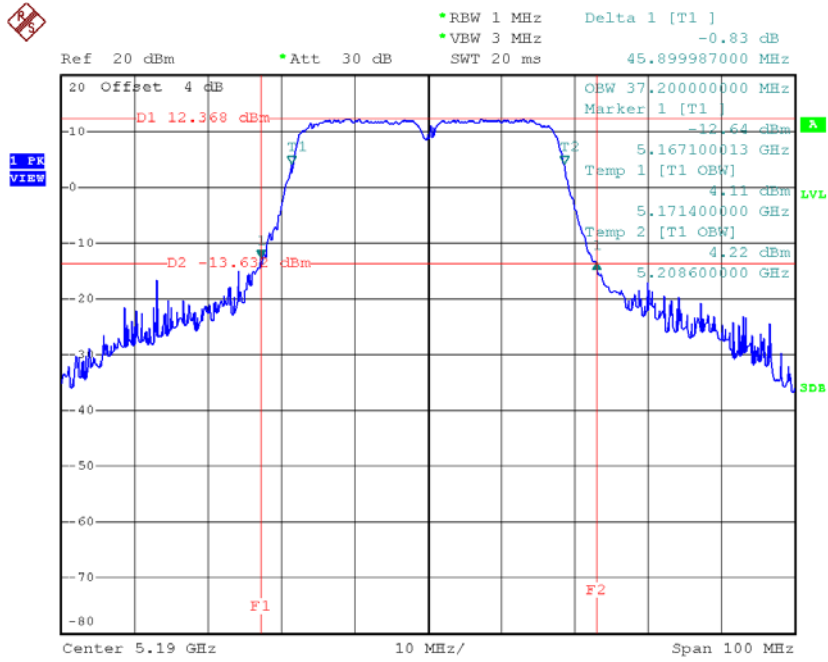


Date: 9.MAY.2017 20:43:13

**Test Mode: UNII-1/TX N40 Mode\_CH38/CH46**

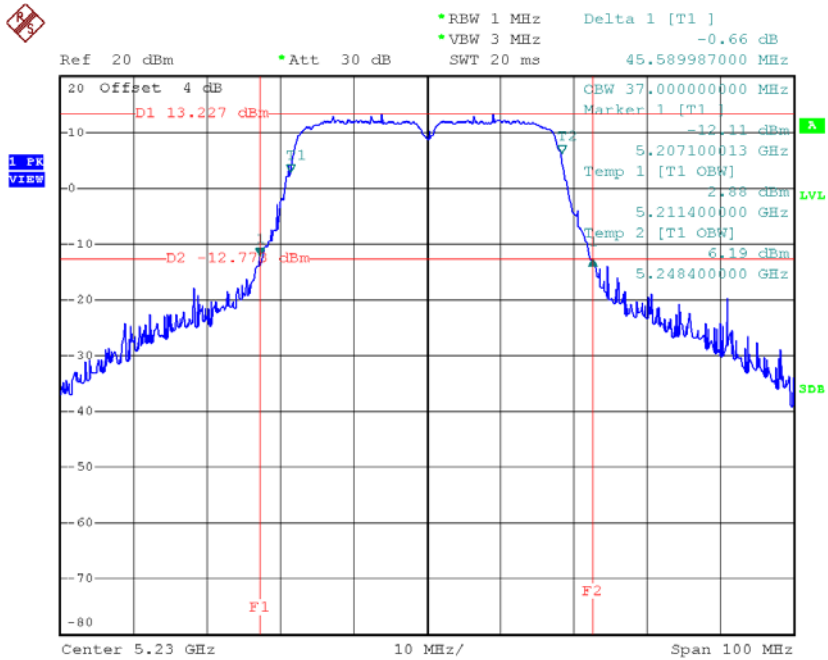
Channel	Frequency (MHz)	26dB Bandwidth (MHz)	99% Occupied Bandwidth (MHz)
CH38	5190	45.90	37.20
CH46	5230	45.59	37.00

**TX CH38**



Date: 9.MAY.2017 20:53:23

**TX CH46**



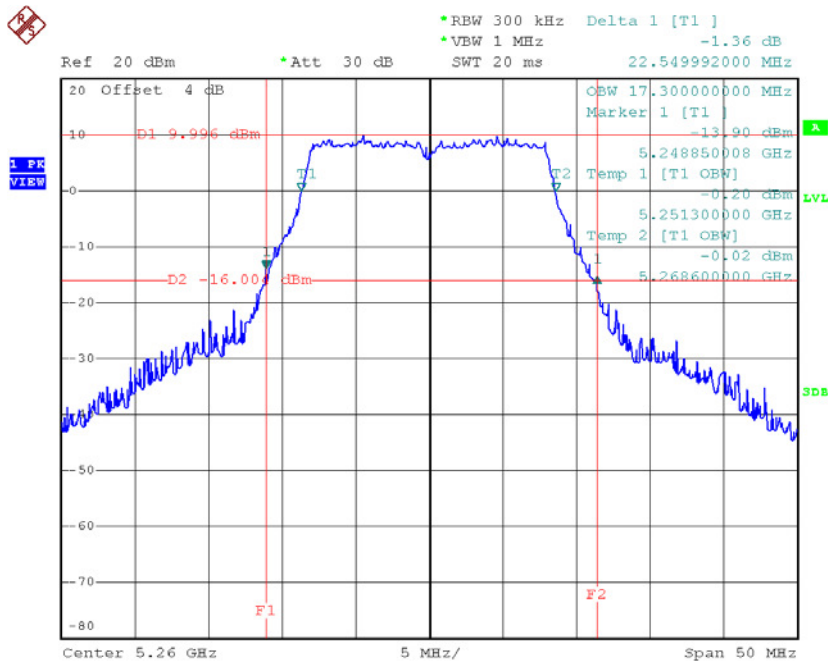
Date: 9.MAY.2017 20:55:27



**Test Mode: UNII-2A/TX A Mode\_CH52/CH60/CH64**

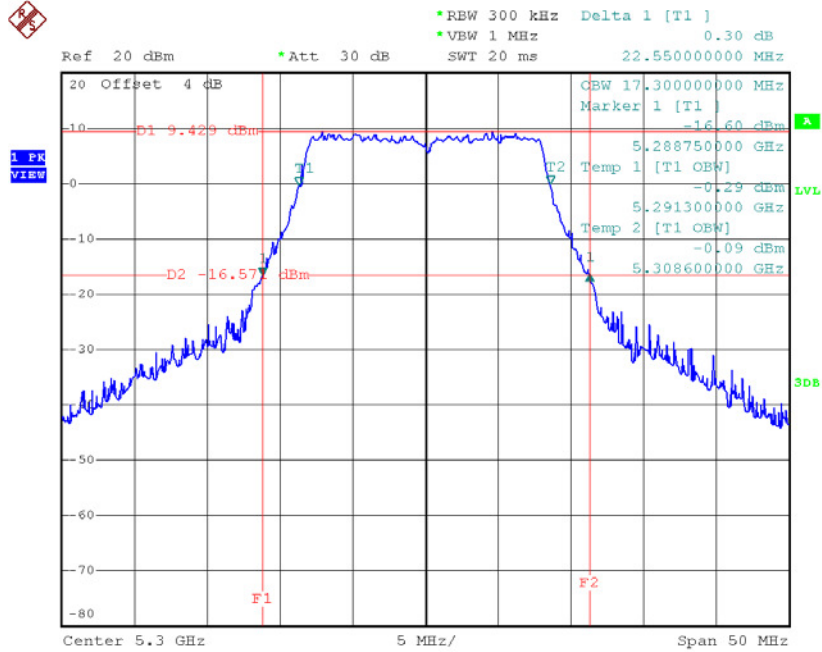
Channel	Frequency (MHz)	26dB Bandwidth (MHz)	99% Occupied Bandwidth (MHz)
CH52	5260	22.55	17.30
CH60	5300	22.55	17.30
CH64	5320	22.85	17.30

**TX CH52**



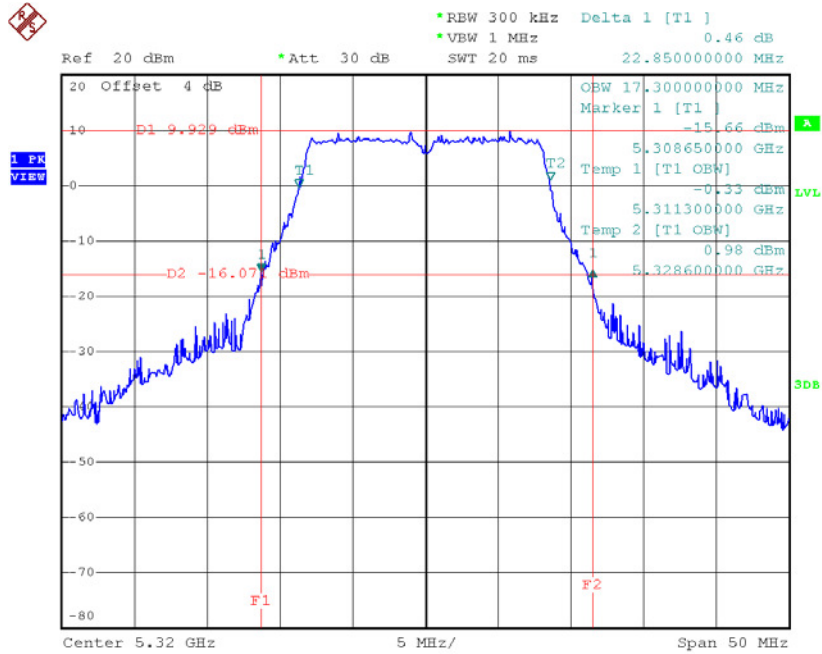
Date: 9.MAY.2017 20:33:15

**TX CH60**



Date: 9.MAY.2017 20:34:03

**TX CH64**

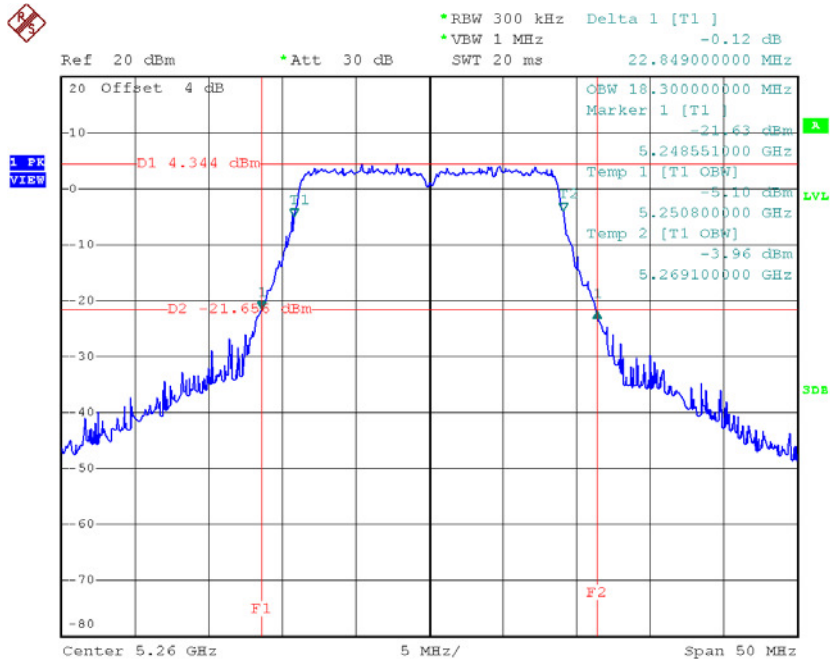


Date: 9.MAY.2017 20:34:51

**Test Mode: UNII-2A/TX N20 Mode\_CH52/CH60/CH64**

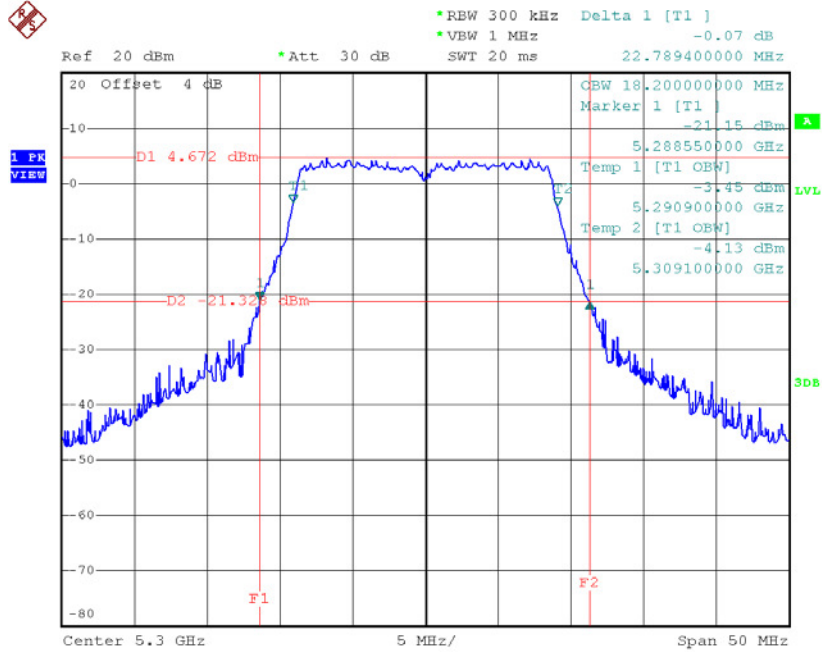
Channel	Frequency (MHz)	26dB Bandwidth (MHz)	99% Occupied Bandwidth (MHz)
CH52	5260	22.85	18.30
CH60	5300	22.79	18.20
CH64	5320	22.90	18.20

**TX CH52**



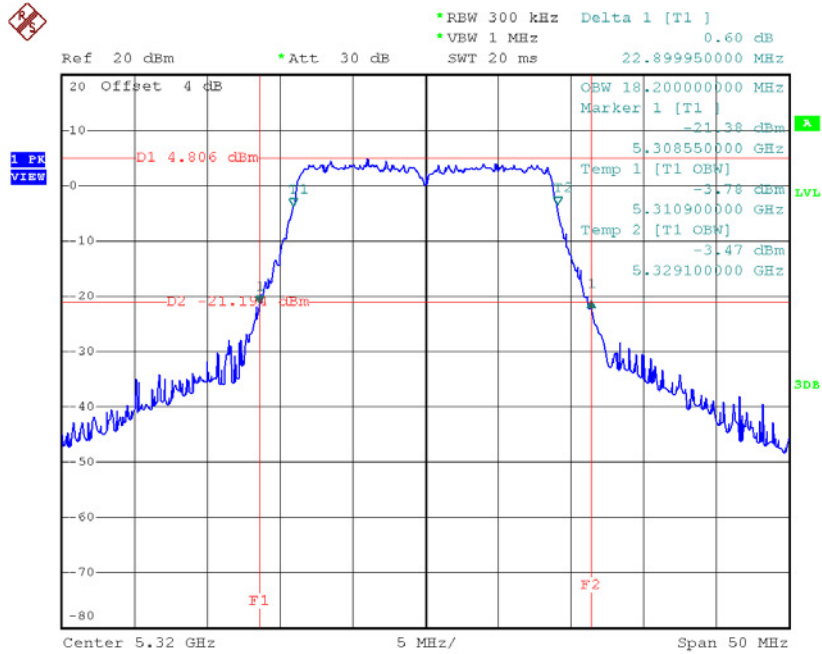
Date: 9.MAY.2017 20:44:24

**TX CH60**



Date: 9.MAY.2017 20:45:12

**TX CH64**

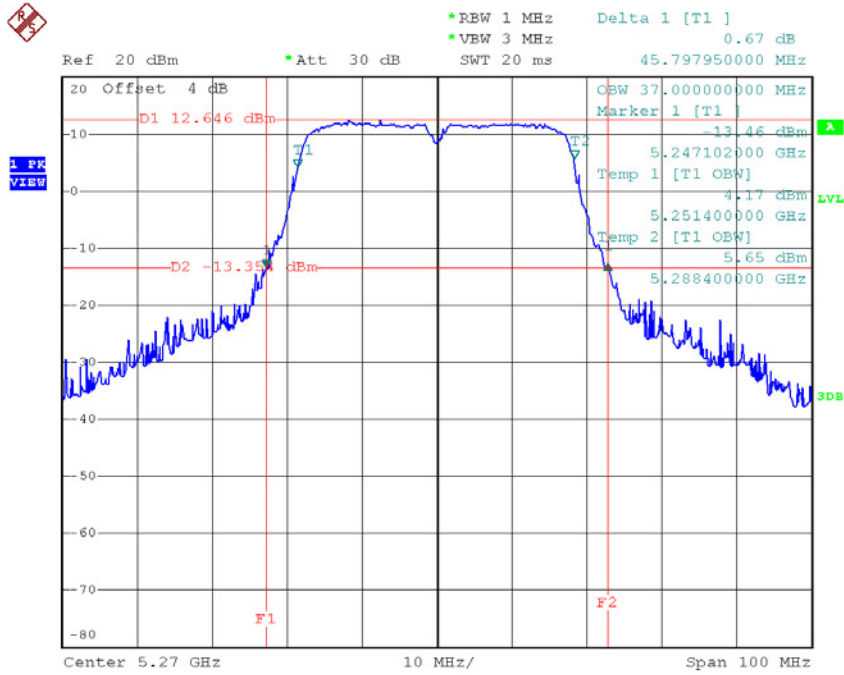


Date: 9.MAY.2017 20:45:59

**Test Mode: UNII-2A/TX N40 Mode\_CH54/CH62**

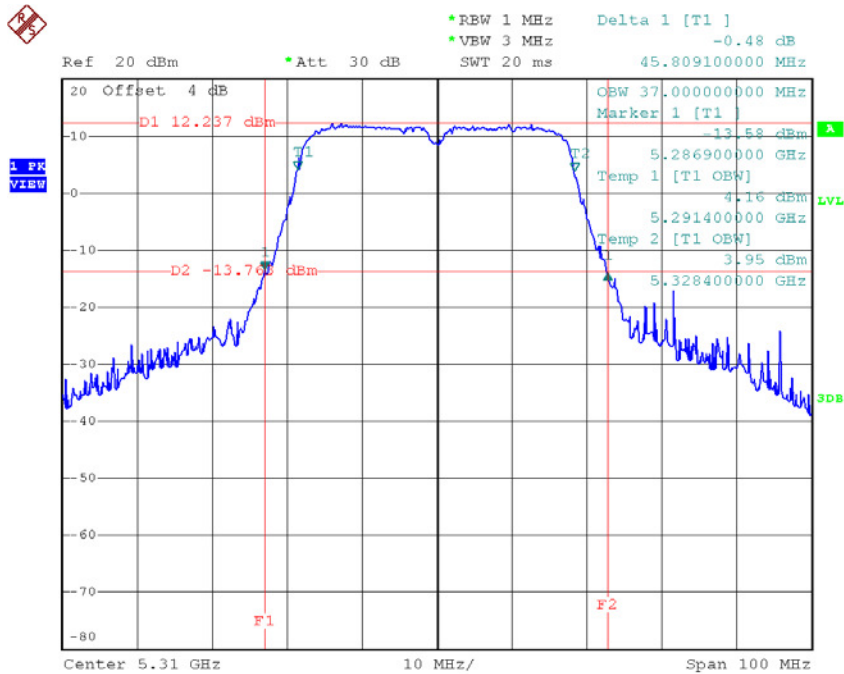
Channel	Frequency (MHz)	26dB Bandwidth (MHz)	99% Occupied Bandwidth (MHz)
CH54	5270	45.80	37.00
CH62	5310	45.81	37.00

**TX CH54**



Date: 9.MAY.2017 20:56:18

**TX CH62**

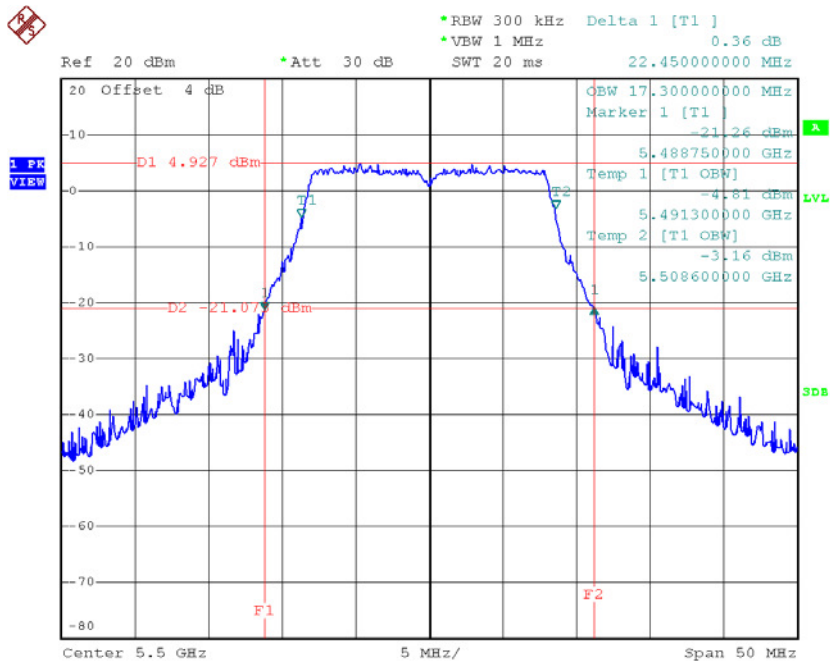


Date: 9.MAY.2017 20:57:29

**Test Mode: UNII-2C/TX A Mode\_CH100/CH116/CH140**

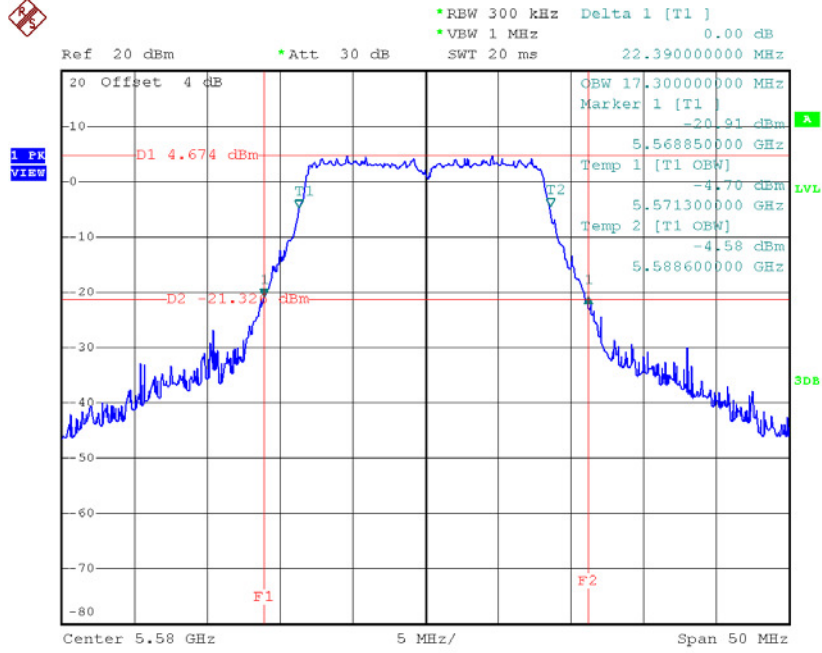
Channel	Frequency (MHz)	26dB Bandwidth (MHz)	99% Occupied Bandwidth (MHz)
CH100	5500	22.45	17.30
CH116	5580	22.39	17.30
CH140	5700	22.49	17.30

**TX CH100**



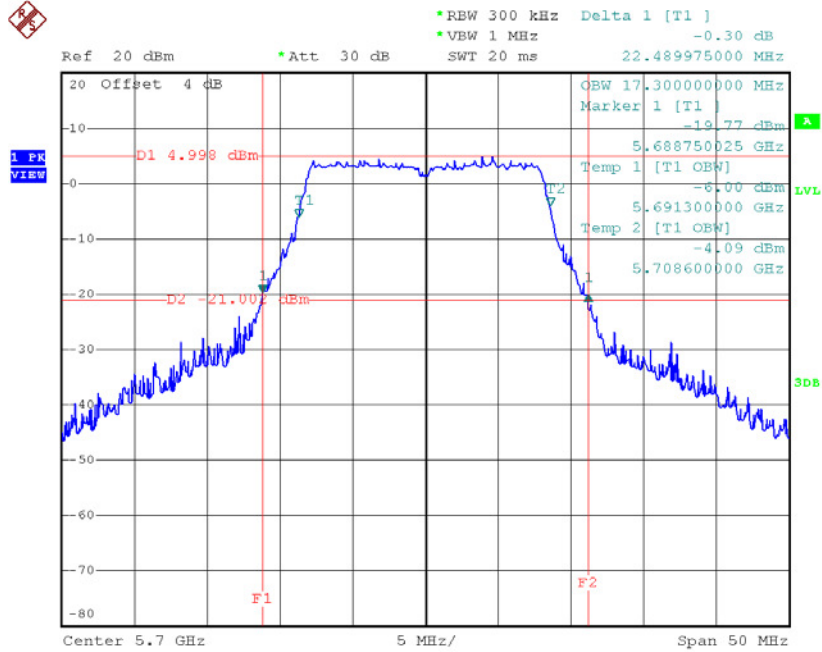
Date: 9.MAY.2017 20:36:08

**TX CH116**



Date: 9.MAY.2017 20:37:08

**TX CH140**

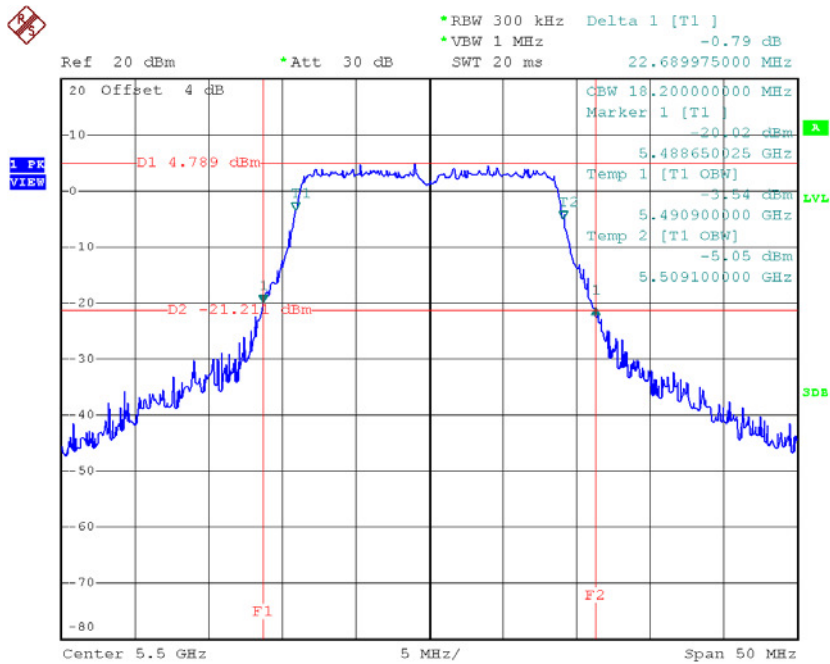


Date: 9.MAY.2017 20:37:57



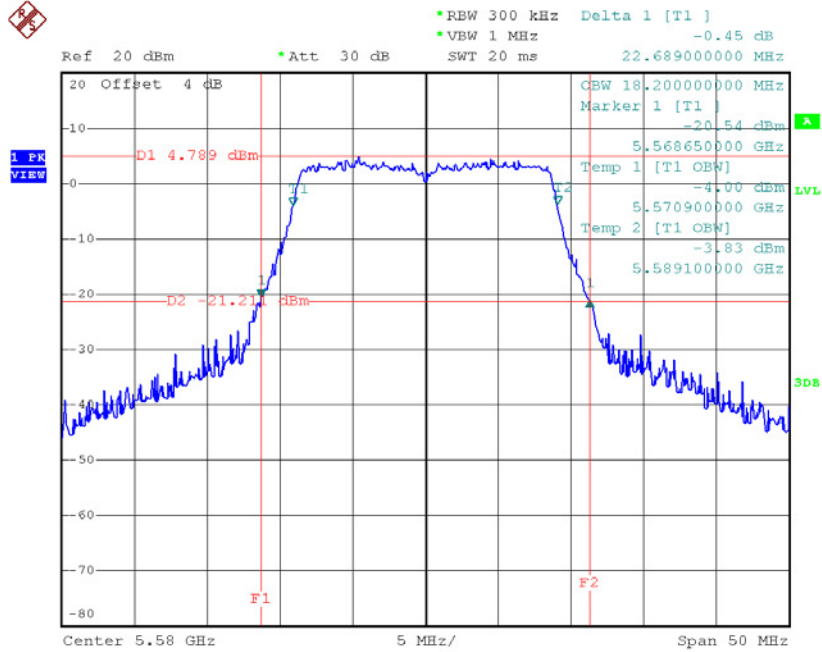
**Test Mode: UNII-2C/TX N20 Mode\_CH100/CH116/CH140**

Channel	Frequency (MHz)	26dB Bandwidth (MHz)	99% Occupied Bandwidth (MHz)
CH100	5500	22.69	18.20
CH116	5580	22.69	18.20
CH140	5700	22.75	18.20

**TX CH100**


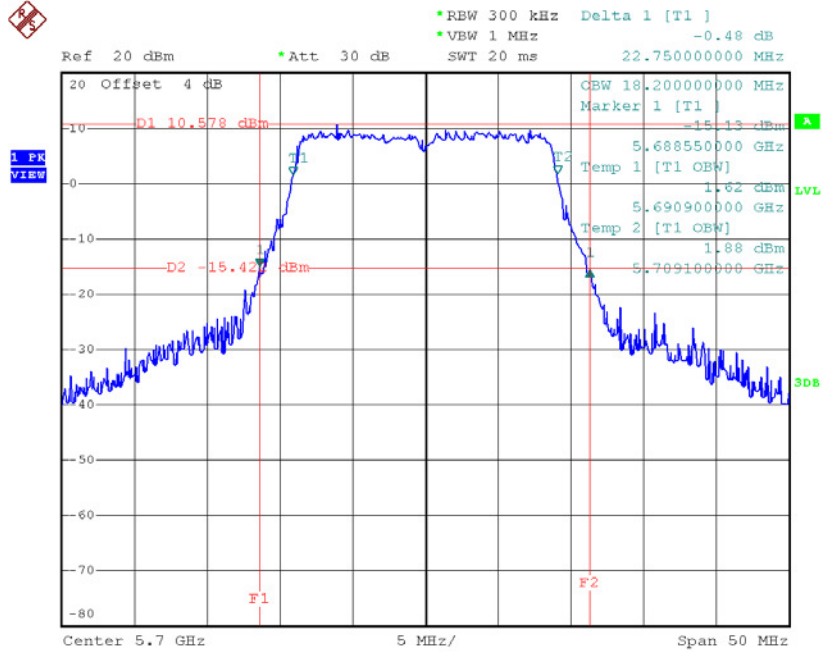
Date: 9.MAY.2017 20:46:50

**TX CH116**



Date: 9.MAY.2017 20:47:40

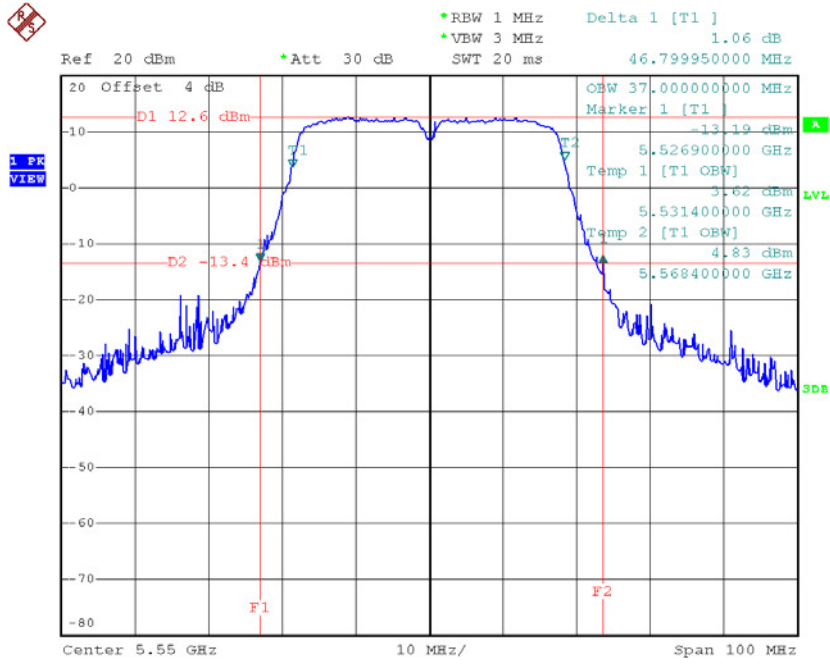
**TX CH140**



Date: 9.MAY.2017 20:49:30

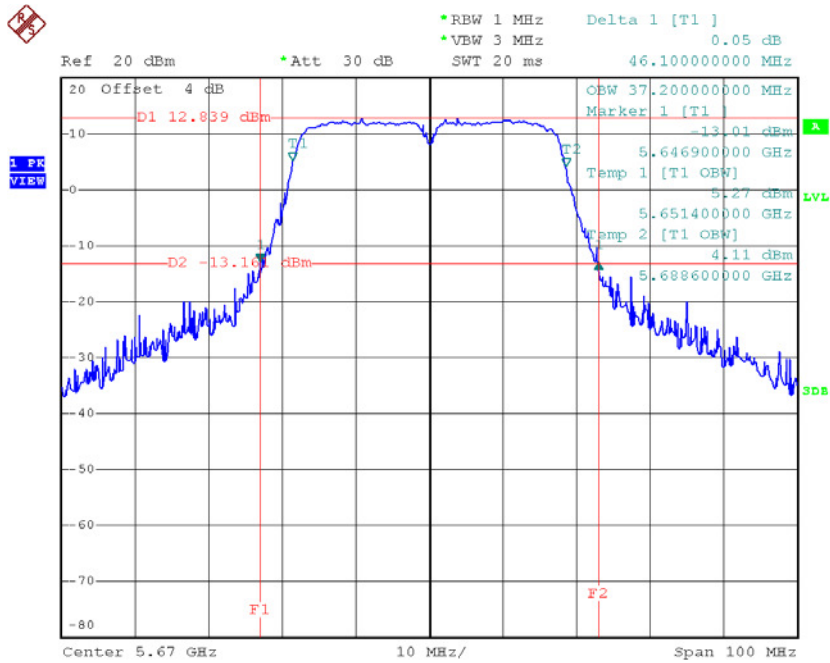


**TX CH110**



Date: 9.MAY.2017 20:59:13

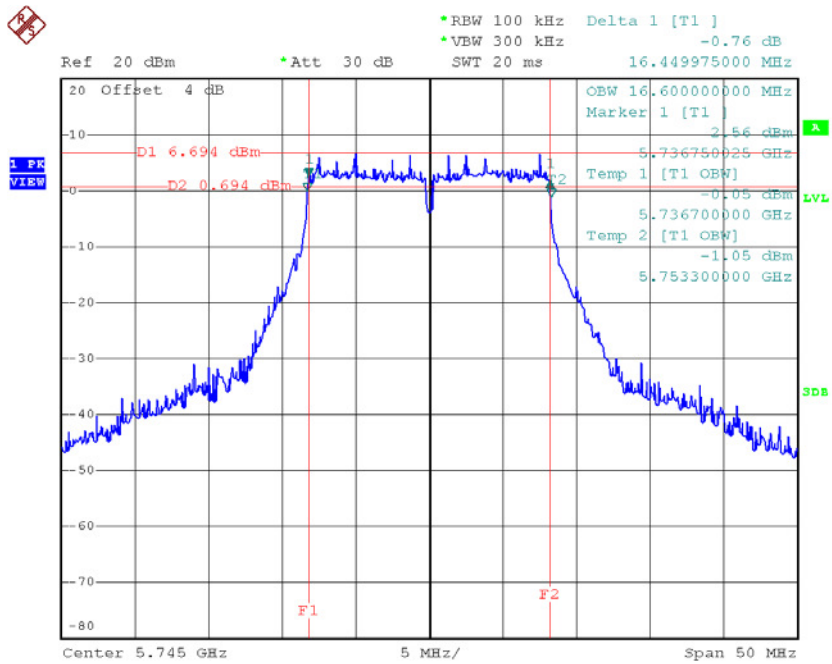
**TX CH134**



Date: 9.MAY.2017 21:00:01

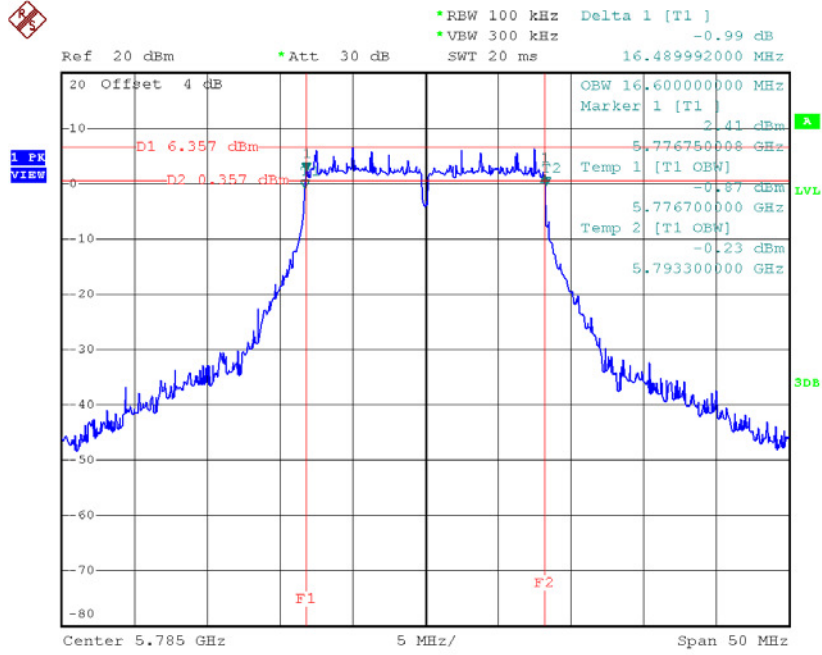
**Test Mode: UNII-3/ TX A Mode\_CH149/CH157/CH165**

Channel	Frequency (MHz)	6dB Bandwidth (MHz)	99% Occupied Bandwidth (MHz)	Limit (kHz)
CH149	5745	16.45	16.60	>=500
CH157	5785	16.49	16.60	>=500
CH165	5825	16.45	16.60	>=500

**TX CH 149**


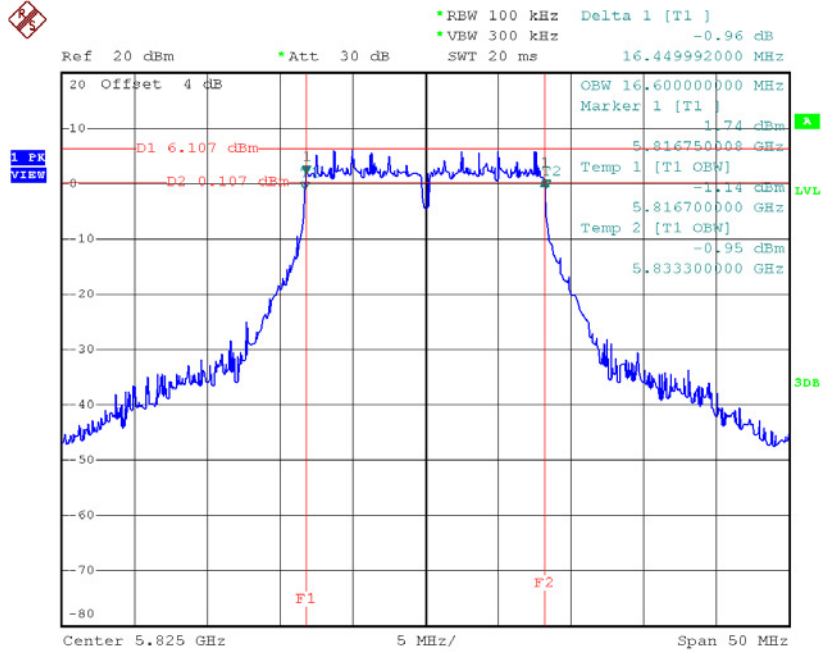
Date: 9.MAY.2017 21:04:47

**TX CH 157**



Date: 9.MAY.2017 21:06:03

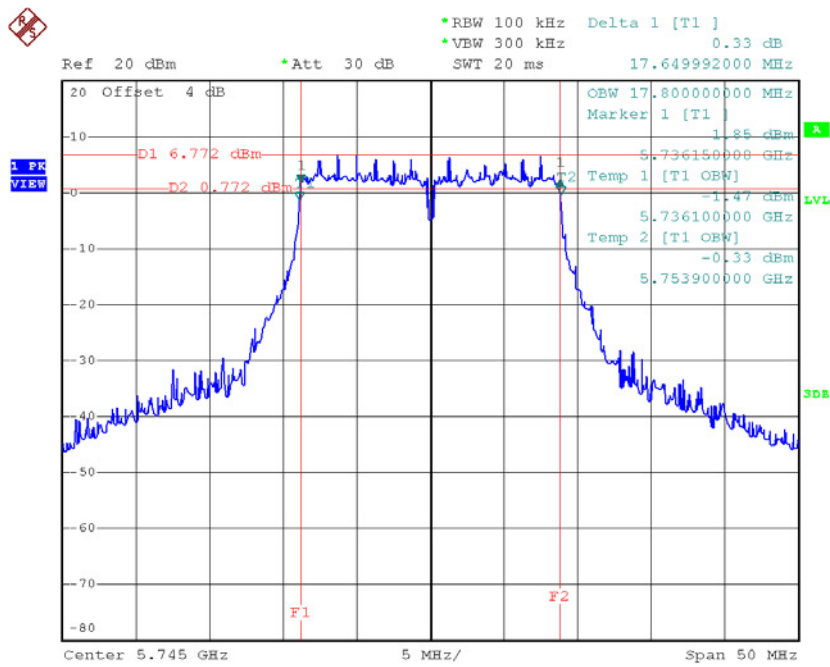
**TX CH 165**



Date: 9.MAY.2017 21:07:03

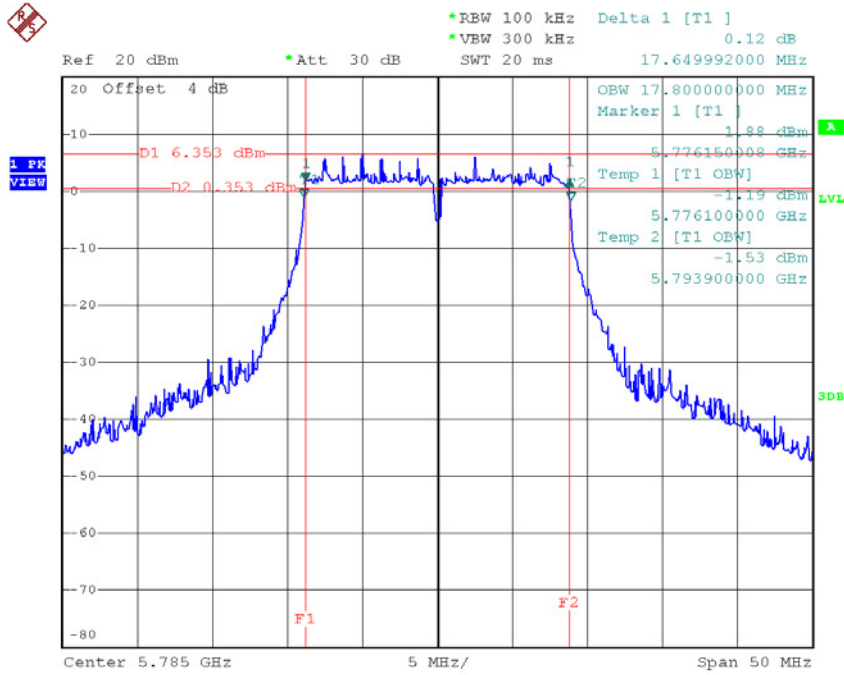
**Test Mode: UNII-3/ TX N20 Mode\_CH149/CH157/CH165**

Channel	Frequency (MHz)	6dB Bandwidth (MHz)	99% Occupied Bandwidth (MHz)	Limit (kHz)
CH149	5745	17.65	17.80	>=500
CH157	5785	17.65	17.80	>=500
CH165	5825	17.65	17.80	>=500

**TX CH 149**


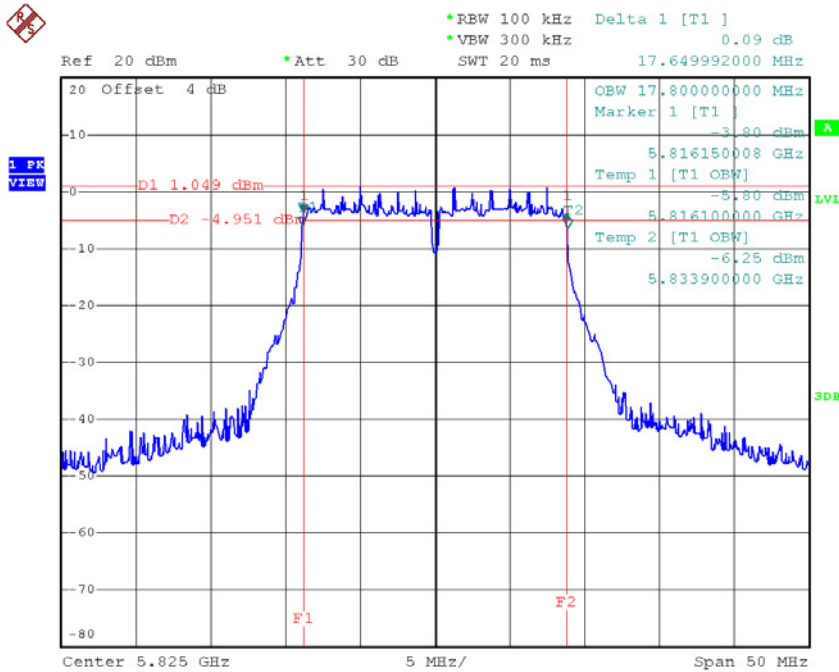
Date: 9.MAY.2017 21:08:00

**TX CH 157**



Date: 9.MAY.2017 21:09:24

**TX CH 165**



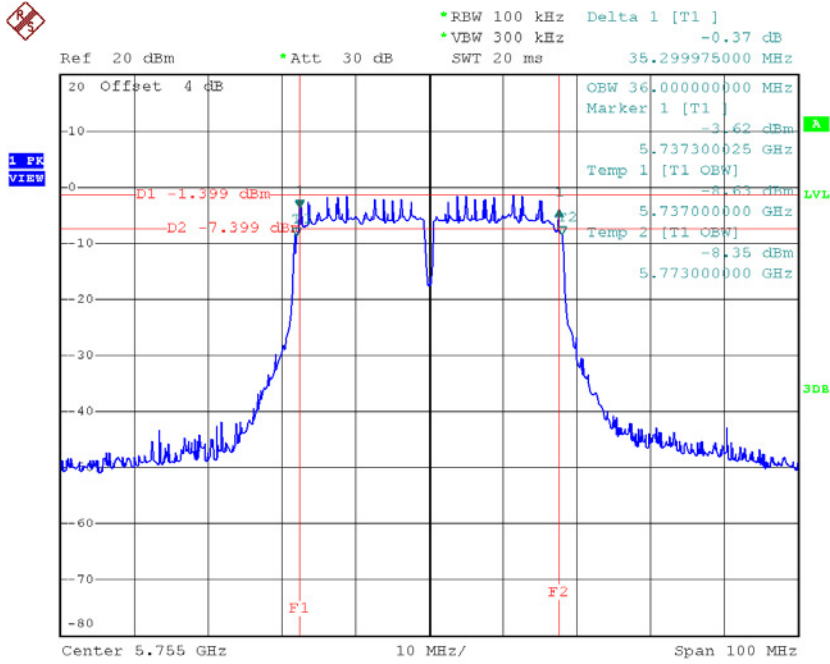
Date: 9.MAY.2017 21:10:15



**Test Mode: UNII-3/ TX N40 Mode\_CH151/CH159**

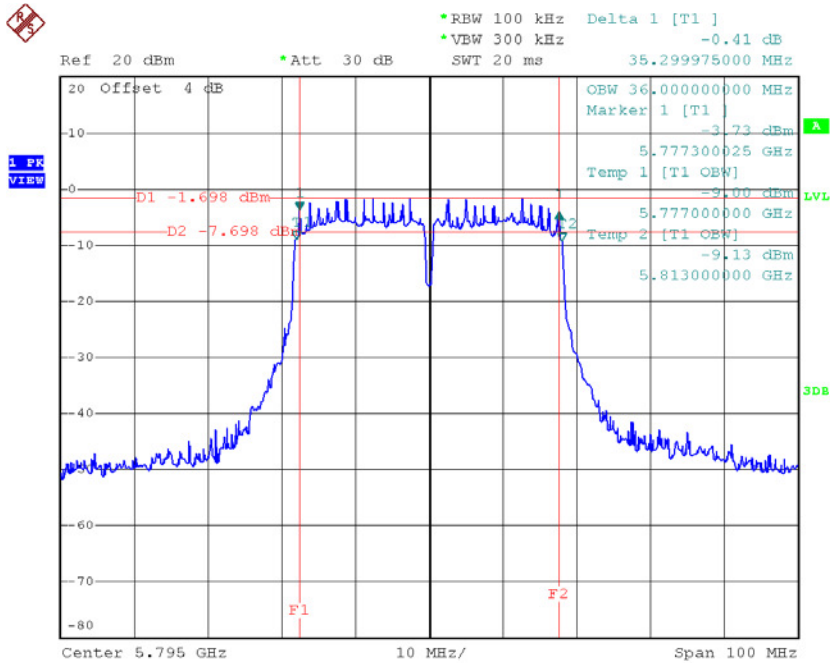
Channel	Frequency (MHz)	6dB Bandwidth (MHz)	99% Occupied Bandwidth (MHz)	Limit (kHz)
CH151	5755	35.30	36.00	$\geq 500$
CH159	5795	35.30	36.00	$\geq 500$

**TX CH 151**



Date: 9.MAY.2017 21:12:06

**TX CH 159**



Date: 9.MAY.2017 21:13:05

## ATTACHMENT F - MAXIMUM OUTPUT POWER

**Test Mode: UNII-1/TX A Mode**

Channel	Frequency (MHz)	Output Power (dBm)	Duty Factor	Output Power + Duty Factor (dBm)	Limit (dBm)	Limit (Watt)
CH36	5180	16.22	0.62	16.84	30.00	1.00
CH40	5200	16.12	0.62	16.74	30.00	1.00
CH48	5240	16.25	0.62	16.87	30.00	1.00

**Test Mode: UNII-1/TX N20 Mode**

Channel	Frequency (MHz)	Output Power (dBm)	Duty Factor	Output Power + Duty Factor (dBm)	Limit (dBm)	Limit (Watt)
CH36	5180	16.22	0.63	16.85	30.00	1.00
CH40	5200	16.21	0.63	16.84	30.00	1.00
CH48	5240	15.93	0.63	16.56	30.00	1.00

**Test Mode: UNII-1/TX N40 Mode**

Channel	Frequency (MHz)	Output Power (dBm)	Duty Factor	Output Power + Duty Factor (dBm)	Limit (dBm)	Limit (Watt)
CH38	5190	15.97	1.39	17.36	30.00	1.00
CH46	5230	16.00	1.39	17.39	30.00	1.00

**Test Mode: UNII-2A/TX A Mode**

Channel	Frequency (MHz)	Output Power (dBm)	Duty Factor	Output Power + Duty Factor (dBm)	Limit (dBm)	Limit (Watt)
CH52	5260	16.50	0.62	17.12	24.00	0.25
CH60	5300	16.61	0.62	17.23	24.00	0.25
CH64	5320	16.52	0.62	17.14	24.00	0.25

**Test Mode: UNII-2A/TX N20 Mode**

Channel	Frequency (MHz)	Output Power (dBm)	Duty Factor	Output Power + Duty Factor (dBm)	Limit (dBm)	Limit (Watt)
CH52	5260	16.52	0.63	17.15	24.00	0.25
CH60	5300	16.48	0.63	17.11	24.00	0.25
CH64	5320	16.53	0.63	17.16	24.00	0.25

**Test Mode: UNII-2A/TX N40 Mode**

Channel	Frequency (MHz)	Output Power (dBm)	Duty Factor	Output Power + Duty Factor (dBm)	Limit (dBm)	Limit (Watt)
CH54	5270	16.11	1.39	17.50	24.00	0.25
CH62	5310	16.09	1.39	17.48	24.00	0.25

**Test Mode: UNII-2C/TX A Mode**

Channel	Frequency (MHz)	Output Power (dBm)	Duty Factor	Output Power + Duty Factor (dBm)	Limit (dBm)	Limit (Watt)
CH100	5500	16.49	0.62	17.11	24.00	0.25
CH116	5580	16.56	0.62	17.18	24.00	0.25
CH140	5700	16.37	0.62	16.99	24.00	0.25

**Test Mode: UNII-2C/TX N20 Mode**

Channel	Frequency (MHz)	Output Power (dBm)	Duty Factor	Output Power + Duty Factor (dBm)	Limit (dBm)	Limit (Watt)
CH100	5500	16.58	0.63	17.21	24.00	0.25
CH116	5580	16.55	0.63	17.18	24.00	0.25
CH140	5700	16.53	0.63	17.16	24.00	0.25

**Test Mode: UNII-2C/TX N40 Mode**

Channel	Frequency (MHz)	Output Power (dBm)	Duty Factor	Output Power + Duty Factor (dBm)	Limit (dBm)	Limit (Watt)
CH102	5510	15.93	1.39	17.32	24.00	0.25
CH110	5550	15.98	1.39	17.37	24.00	0.25
CH134	5670	15.98	1.39	17.37	24.00	0.25

**Test Mode: UNII-3/ TX A Mode**

Channel	Frequency (MHz)	Output Power (dBm)	Duty Factor	Output Power + Duty Factor (dBm)	Limit (dBm)	Limit (Watt)
CH149	5745	16.87	0.62	17.49	30.00	1.00
CH157	5785	16.89	0.62	17.51	30.00	1.00
CH165	5825	16.85	0.62	17.47	30.00	1.00

**Test Mode: UNII-3/TX N20 Mode**

Channel	Frequency (MHz)	Output Power (dBm)	Duty Factor	Output Power + Duty Factor (dBm)	Limit (dBm)	Limit (Watt)
CH149	5745	16.87	0.63	17.50	30.00	1.00
CH157	5785	16.83	0.63	17.46	30.00	1.00
CH165	5825	16.93	0.63	17.56	30.00	1.00

**Test Mode: UNII-3/ TX N40 Mode**

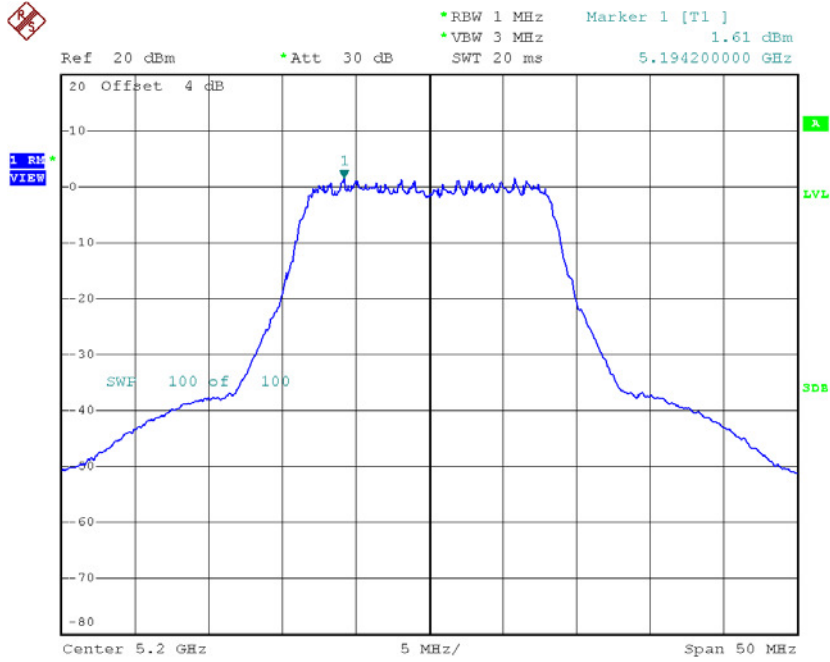
Channel	Frequency (MHz)	Output Power (dBm)	Duty Factor	Output Power + Duty Factor (dBm)	Limit (dBm)	Limit (Watt)
CH151	5755	16.06	1.39	17.45	30.00	1.00
CH159	5795	16.17	1.39	17.56	30.00	1.00

## ATTACHMENT H - POWER SPECTRAL DENSITY



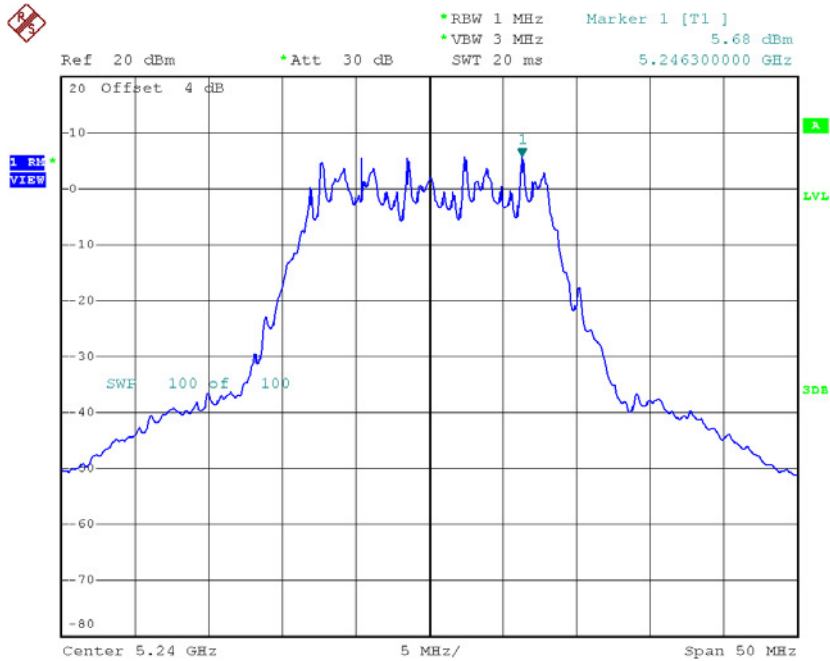


### CH40



Date: 9.MAY.2017 20:31:44

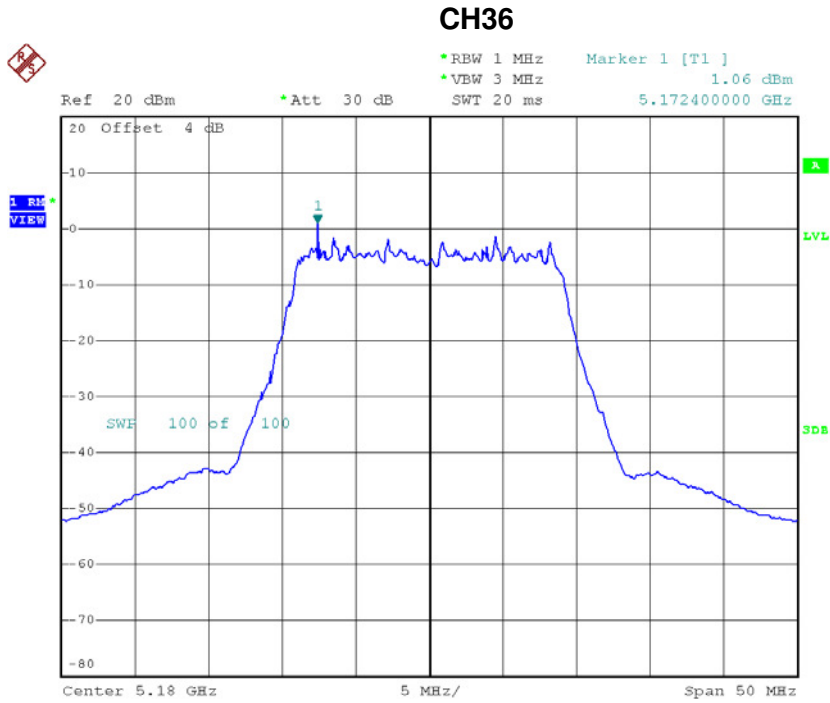
### CH48



Date: 9.MAY.2017 20:32:37

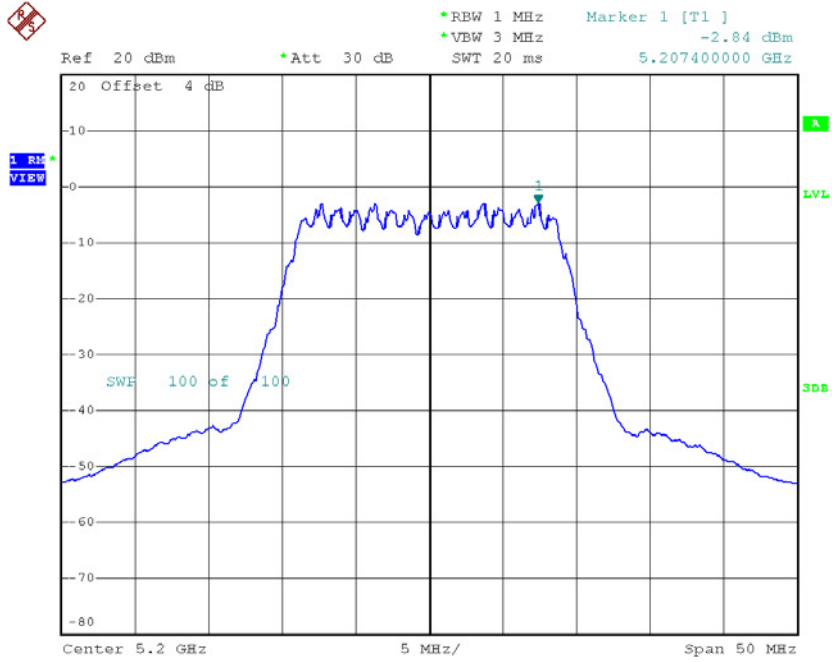
**Test Mode: UNII-1/TX N20 Mode\_CH36/CH40/CH48**

Channel	Frequency (MHz)	Power Density (dBm/MHz)	Duty Factor	Power Density + Duty Factor (dBm/MHz)	Limit (dBm/MHz)
CH36	5180	1.06	0.63	1.69	17.00
CH40	5200	-2.84	0.63	-2.21	17.00
CH48	5240	0.39	0.63	1.02	17.00



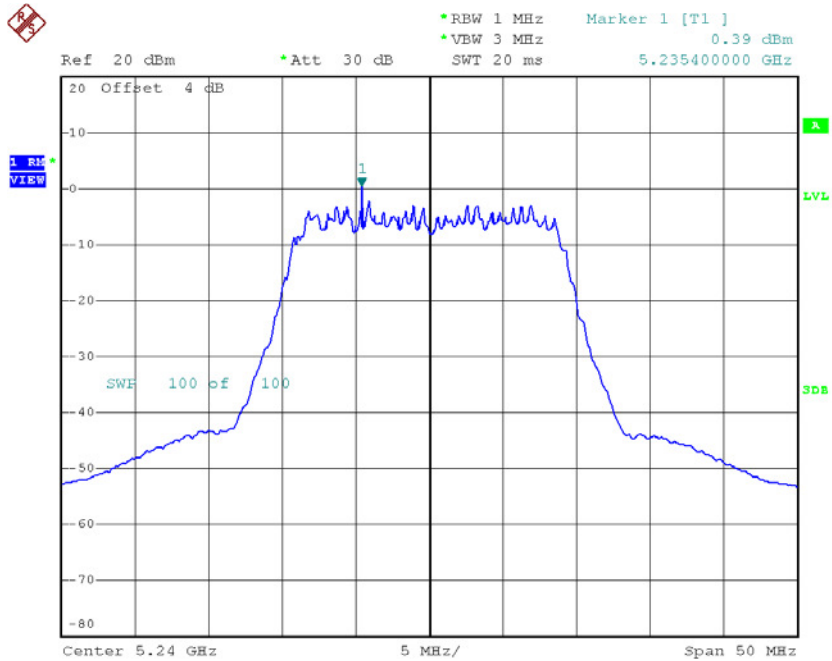
Date: 9.MAY.2017 20:41:50

### CH40



Date: 9.MAY.2017 20:42:35

### CH48

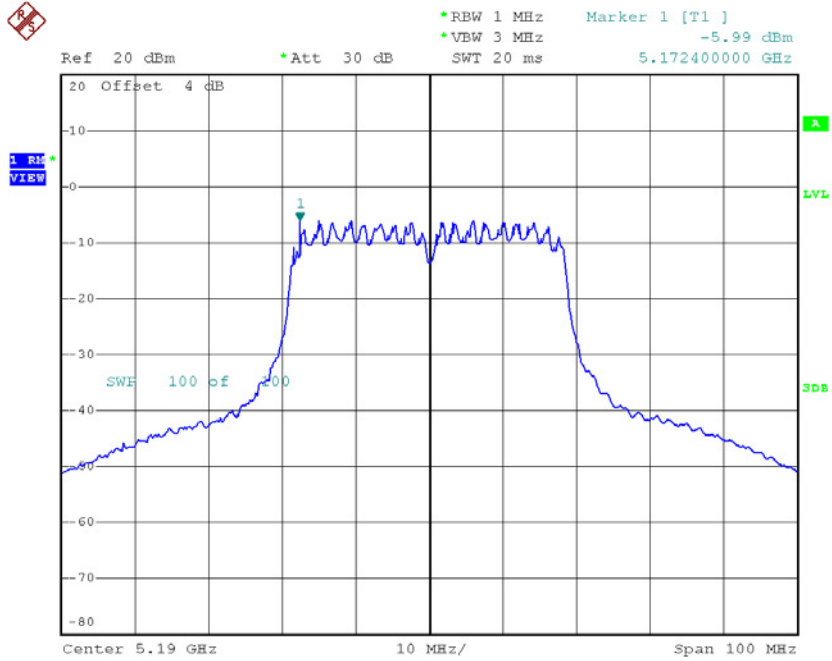


Date: 9.MAY.2017 20:43:23

**Test Mode: UNII-1/TX N40 Mode\_CH38/CH46**

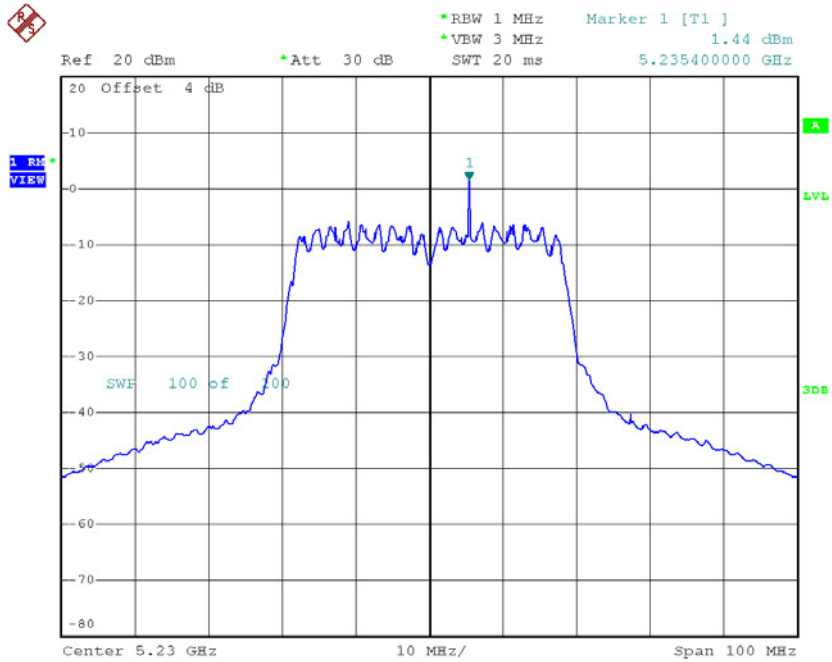
Channel	Frequency (MHz)	Power Density (dBm/MHz)	Duty Factor	Power Density + Duty Factor (dBm/MHz)	Limit (dBm/MHz)
CH38	5190	-5.99	1.39	-4.60	17.00
CH46	5230	1.44	1.39	2.83	17.00

### CH38



Date: 9.MAY.2017 20:53:36

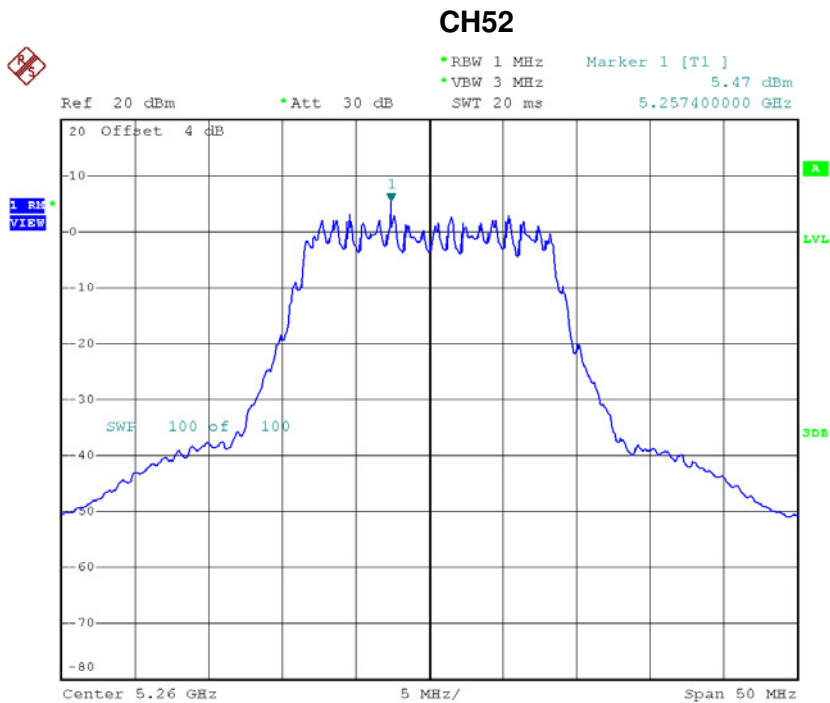
### CH46



Date: 9.MAY.2017 20:55:39

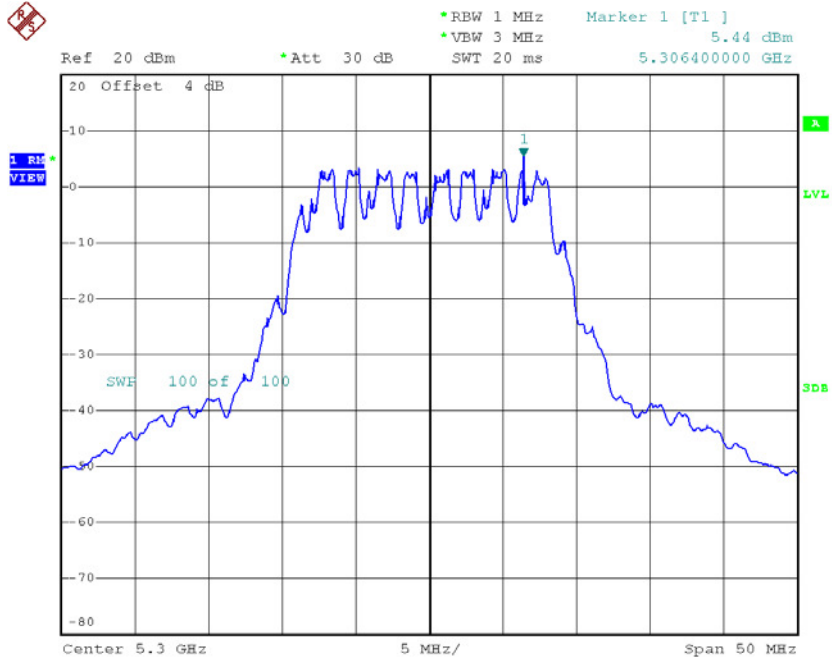
**Test Mode: UNII-2A/ TX A Mode\_CH52/CH60/CH64**

Channel	Frequency (MHz)	Power Density (dBm/MHz)	Duty Factor	Power Density + Duty Factor (dBm/MHz)	Limit (dBm/MHz)
CH52	5260	5.47	0.62	6.09	11.00
CH60	5300	5.44	0.62	6.06	11.00
CH64	5320	4.09	0.62	4.71	11.00



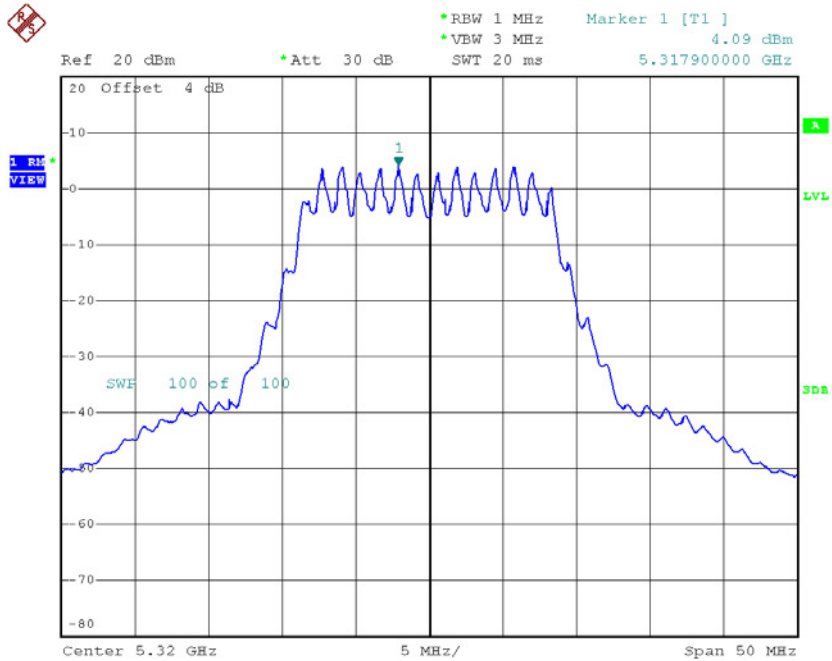
Date: 9.MAY.2017 20:33:25

### CH60



Date: 9.MAY.2017 20:34:13

### CH64

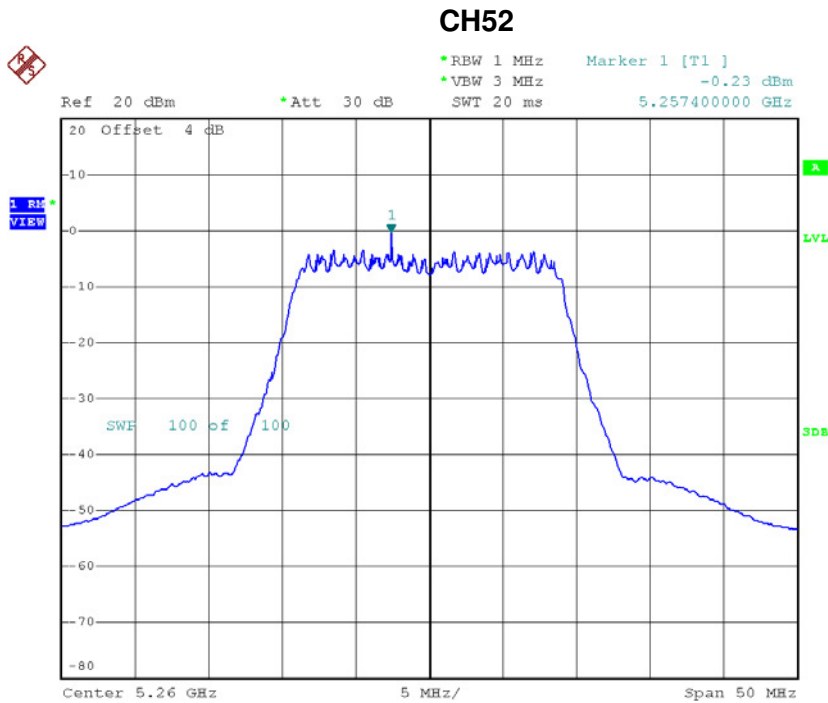


Date: 9.MAY.2017 20:35:01



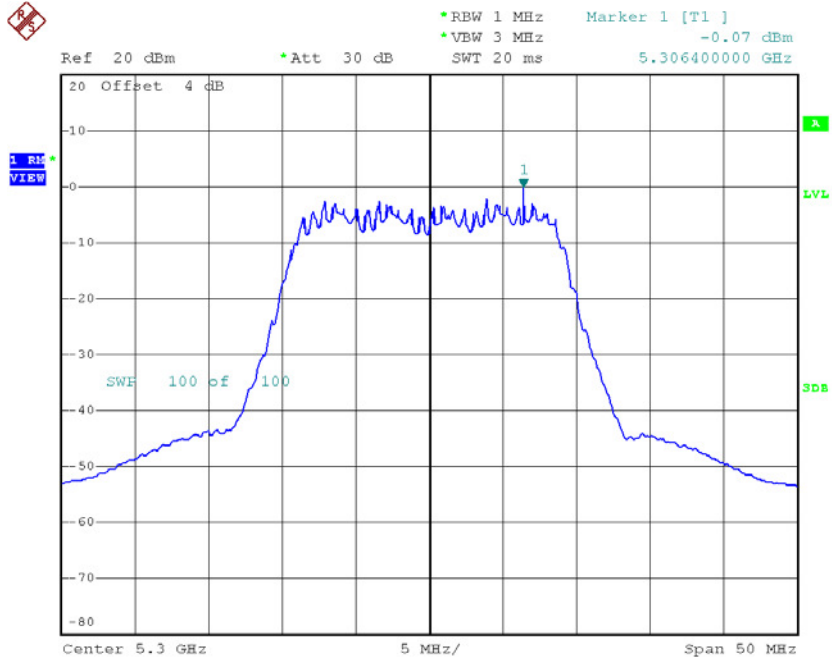
**Test Mode: UNII-2A/TX N20 Mode\_CH52/CH60/CH64**

Channel	Frequency (MHz)	Power Density (dBm/MHz)	Duty Factor	Power Density + Duty Factor (dBm/MHz)	Limit (dBm/MHz)
CH52	5260	-0.23	0.63	0.40	11.00
CH60	5300	-0.07	0.63	0.56	11.00
CH64	5320	-3.48	0.63	-2.85	11.00



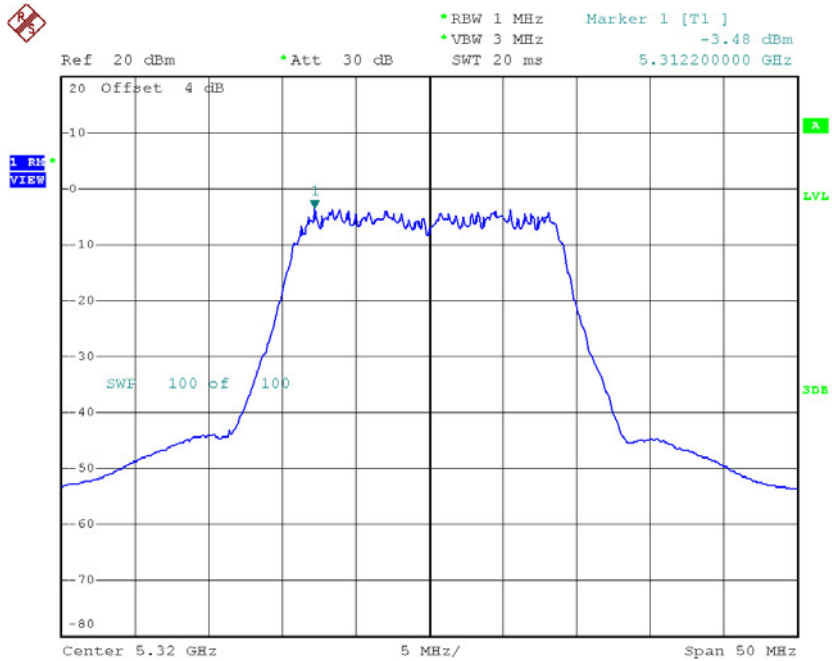
Date: 9.MAY.2017 20:44:34

### CH60



Date: 9.MAY.2017 20:45:22

### CH64

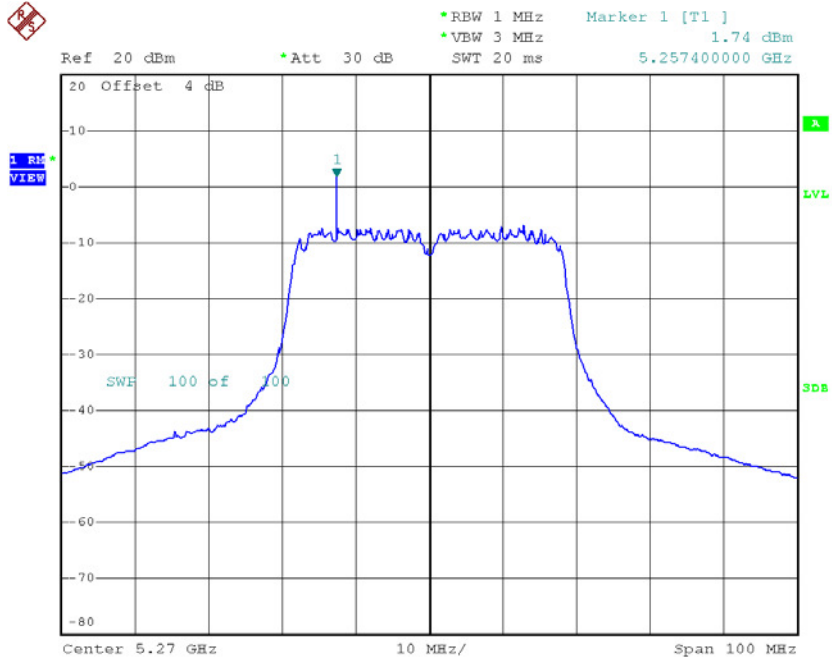


Date: 9.MAY.2017 20:46:09

**Test Mode: UNII-2A/TX N40 Mode\_CH54/CH62**

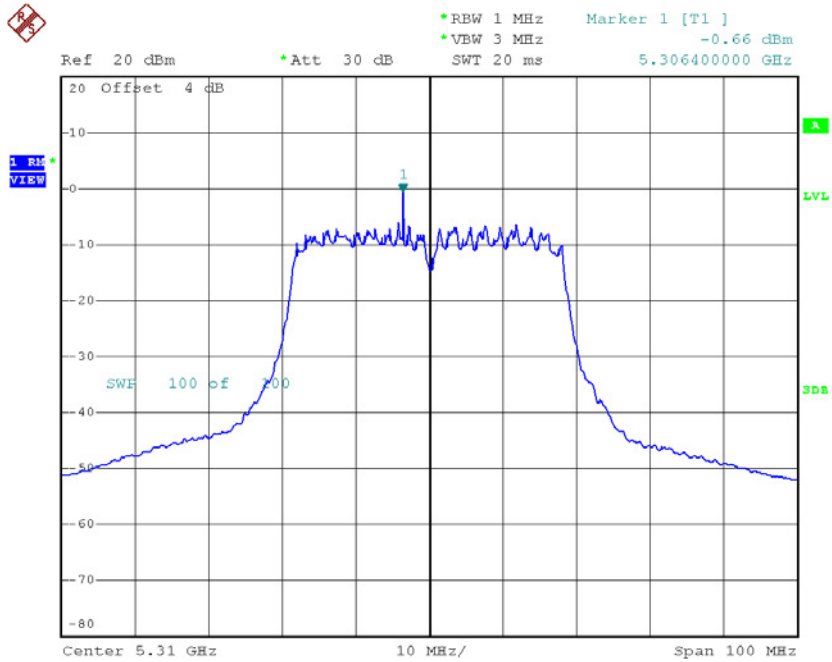
Channel	Frequency (MHz)	Power Density (dBm/MHz)	Duty Factor	Power Density + Duty Factor (dBm/MHz)	Limit (dBm/MHz)
CH54	5270	1.74	1.39	3.13	11.00
CH62	5310	-0.66	1.39	0.73	11.00

### CH54



Date: 9.MAY.2017 20:56:31

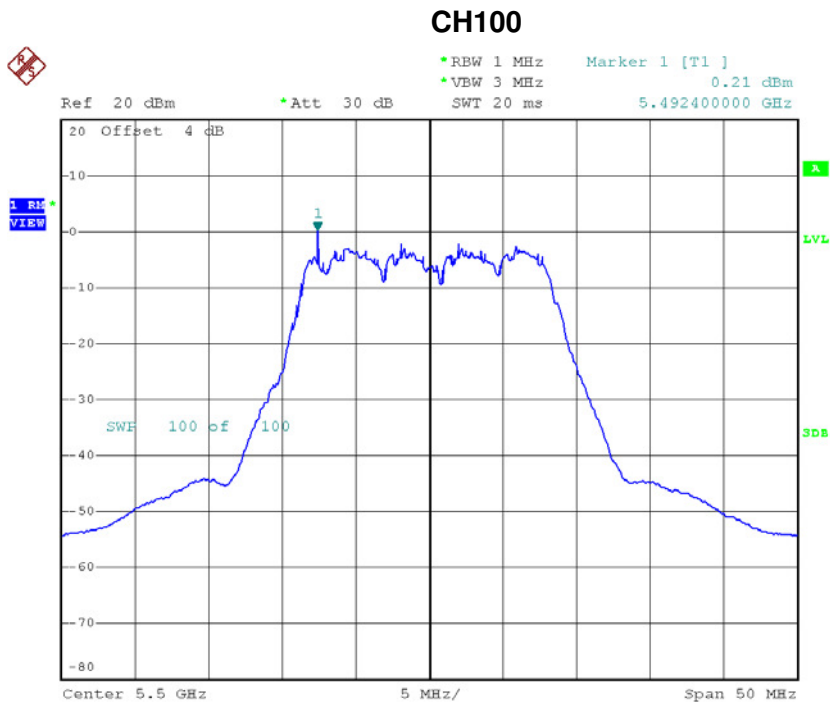
### CH62



Date: 9.MAY.2017 20:57:41

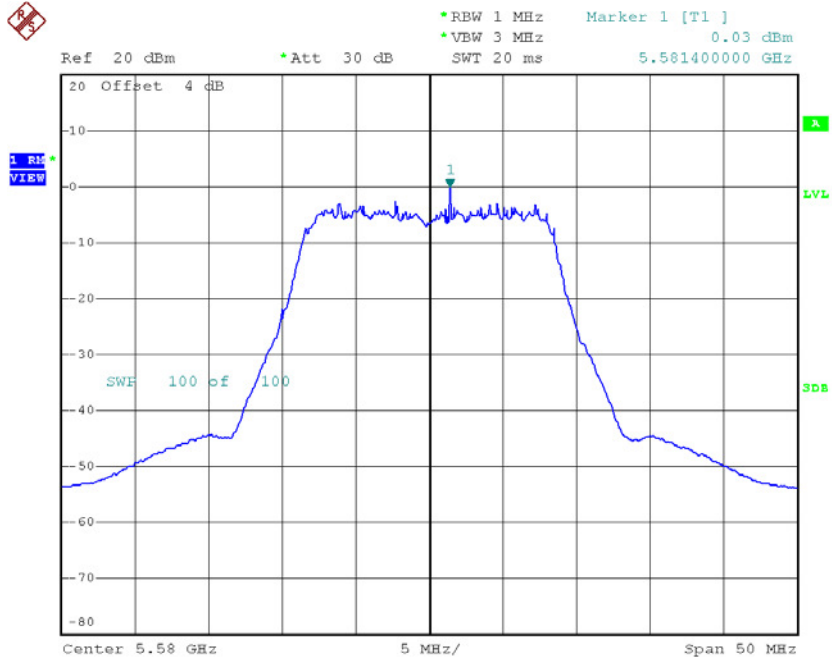
**Test Mode: UNII-2C/ TX A Mode\_CH100/CH116/CH140**

Channel	Frequency (MHz)	Power Density (dBm/MHz)	Duty Factor	Power Density + Duty Factor (dBm/MHz)	Limit (dBm/MHz)
CH100	5500	0.21	0.62	0.83	11.00
CH116	5580	0.03	0.62	0.65	11.00
CH140	5700	0.27	0.62	0.89	11.00



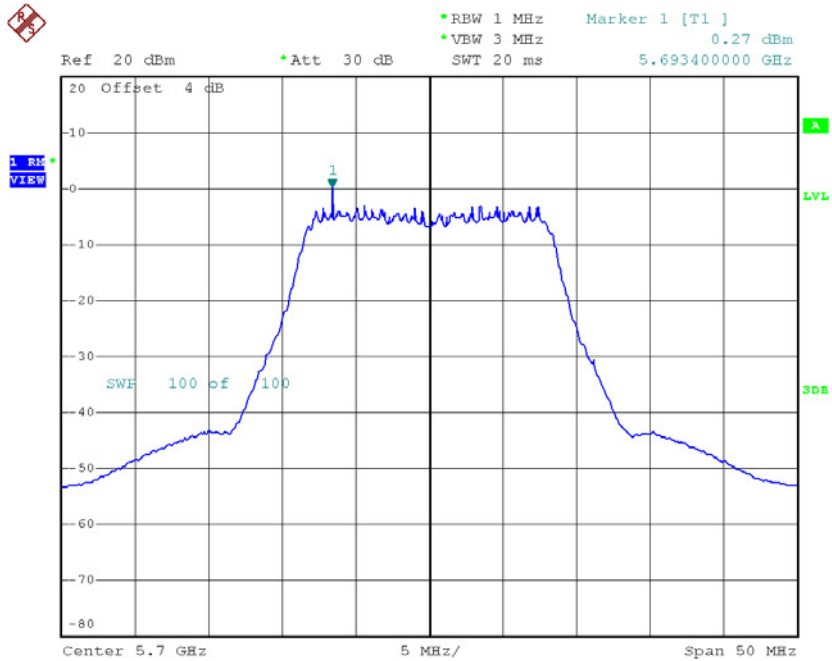
Date: 9.MAY.2017 20:36:18

### CH116



Date: 9.MAY.2017 20:37:18

### CH140

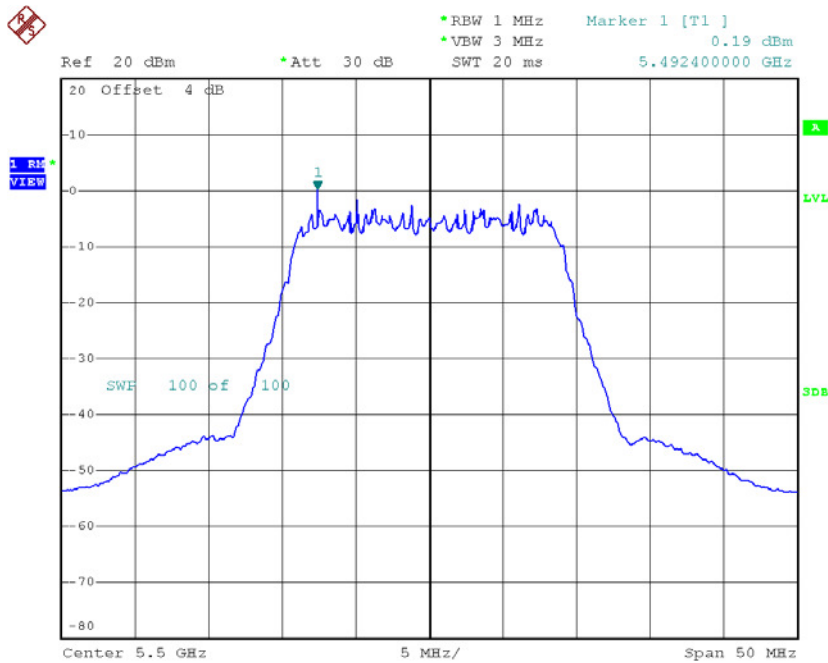


Date: 9.MAY.2017 20:38:07

**Test Mode: UNII-2C/TX N20 Mode\_CH100/CH116/CH140**

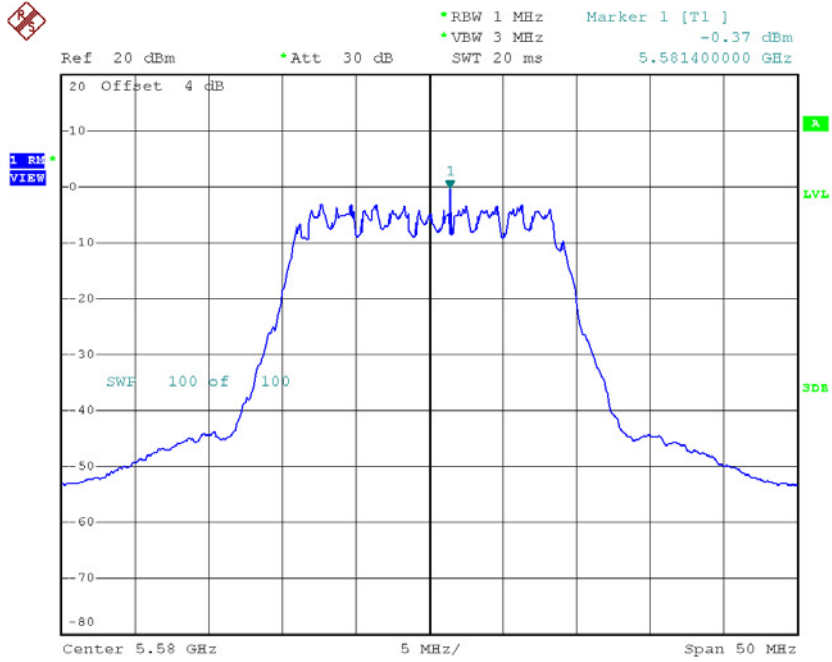
Channel	Frequency (MHz)	Power Density (dBm/MHz)	Duty Factor	Power Density + Duty Factor (dBm/MHz)	Limit (dBm/MHz)
CH100	5500	0.19	0.63	0.82	11.00
CH116	5580	-0.37	0.63	0.26	11.00
CH140	5700	5.72	0.63	6.35	11.00

**CH100**



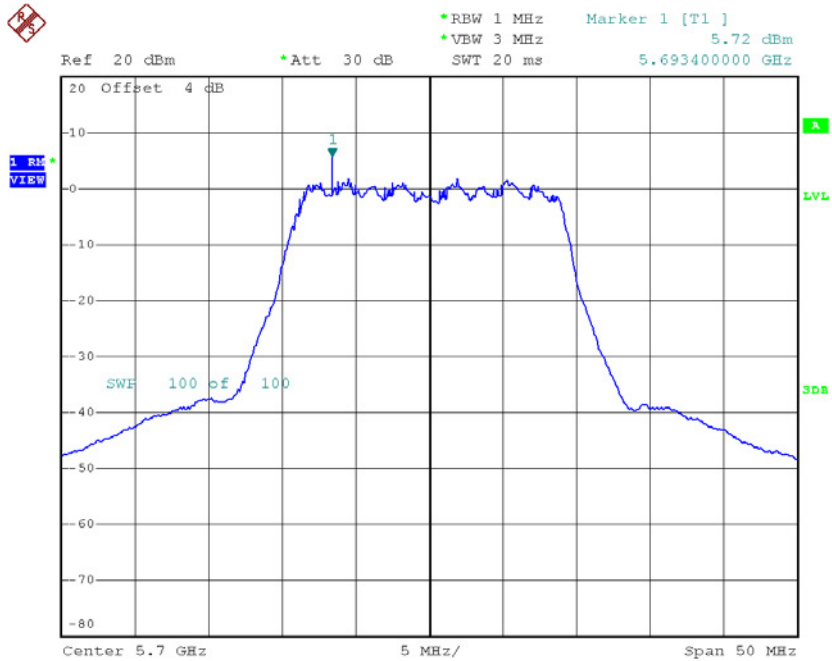
Date: 9.MAY.2017 20:47:00

### CH116



Date: 9.MAY.2017 20:47:49

### CH140

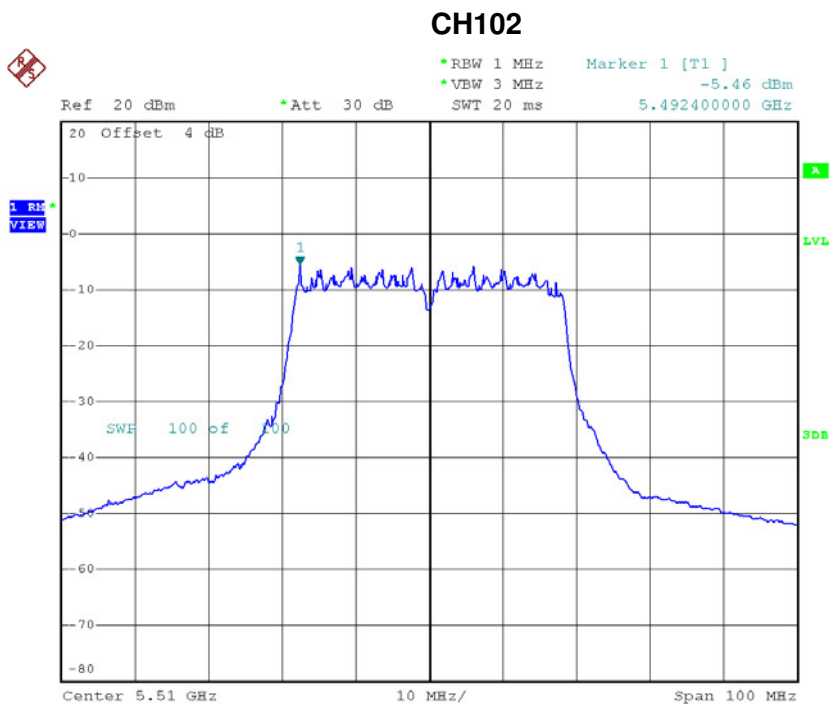


Date: 9.MAY.2017 20:49:40



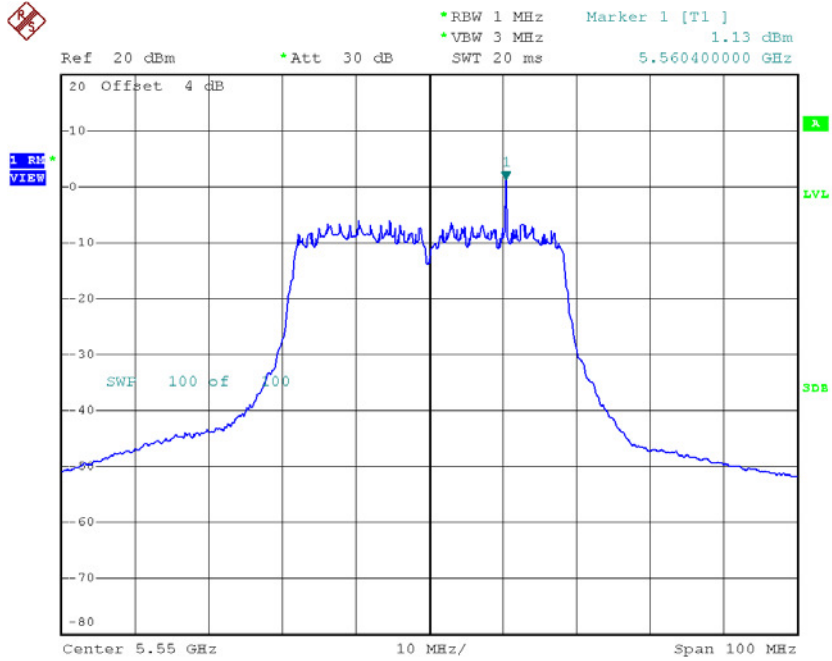
**Test Mode: UNII-2C/TX N40 Mode\_CH102/CH110/CH134**

Channel	Frequency (MHz)	Power Density (dBm/MHz)	Duty Factor	Power Density + Duty Factor (dBm/MHz)	Limit (dBm/MHz)
CH102	5510	-5.46	1.39	-4.07	11.00
CH110	5550	1.13	1.39	2.52	11.00
CH134	5670	-5.25	1.39	-3.86	11.00



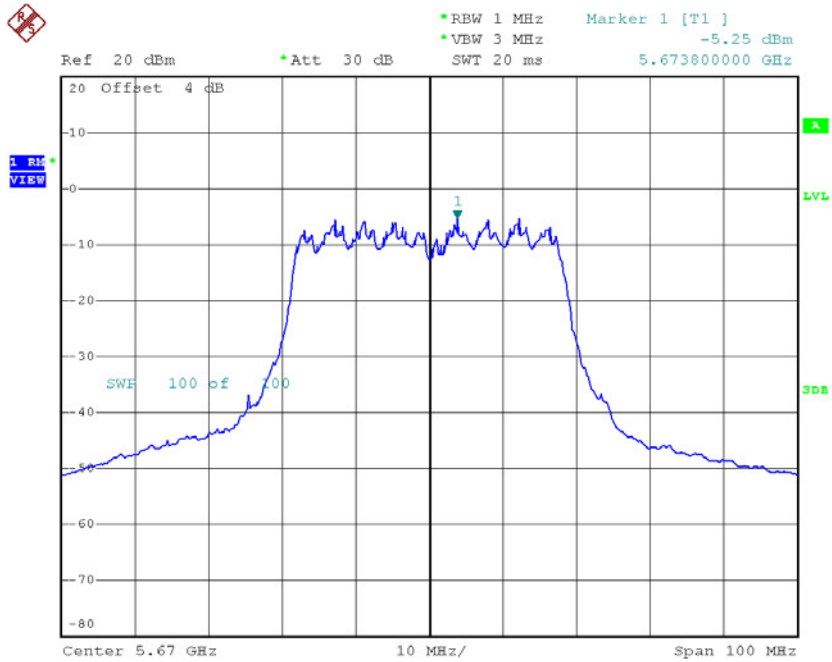
Date: 9.MAY.2017 20:58:31

### CH110



Date: 9.MAY.2017 20:59:25

### CH134

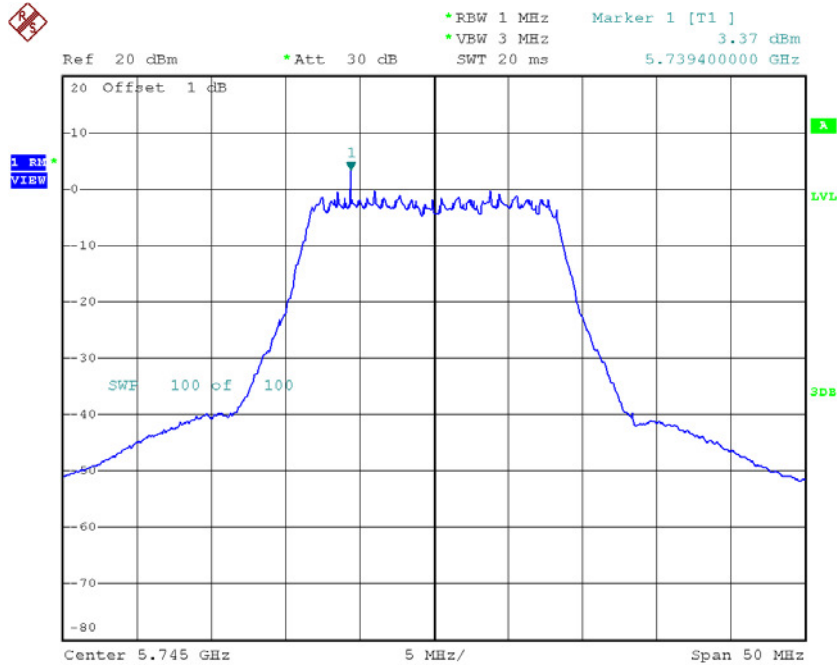


Date: 9.MAY.2017 21:00:14

**Test Mode: UNII-3/TX A Mode\_CH149/CH157/CH165**

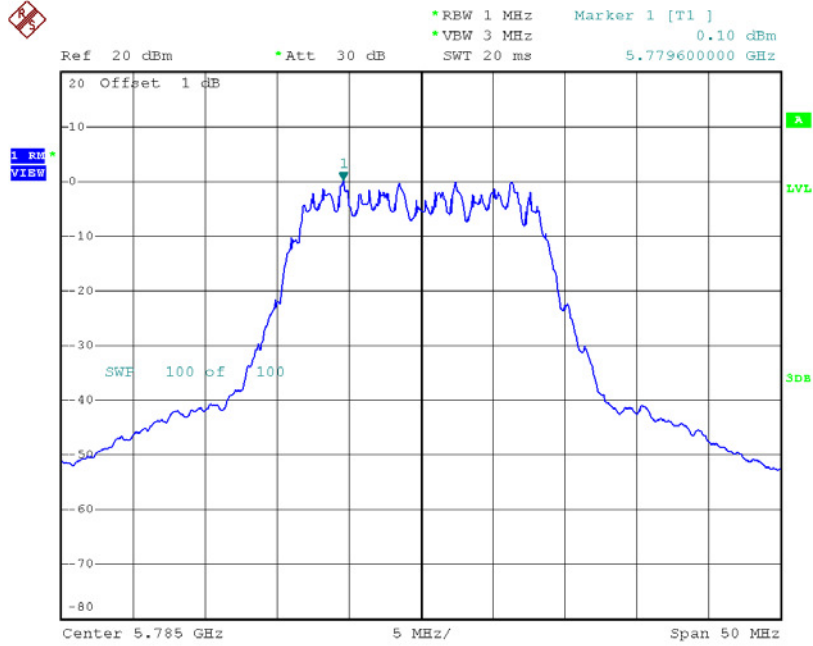
Channel	Frequency (MHz)	Power Density (dBm/500kHz)	Duty Factor	Power Density + Duty Factor (dBm/500kHz)	Limit (dBm/500kHz)
CH149	5745	3.37	0.62	3.99	30.00
CH157	5785	0.10	0.62	0.72	30.00
CH165	5825	1.95	0.62	2.57	30.00

**TX CH149**



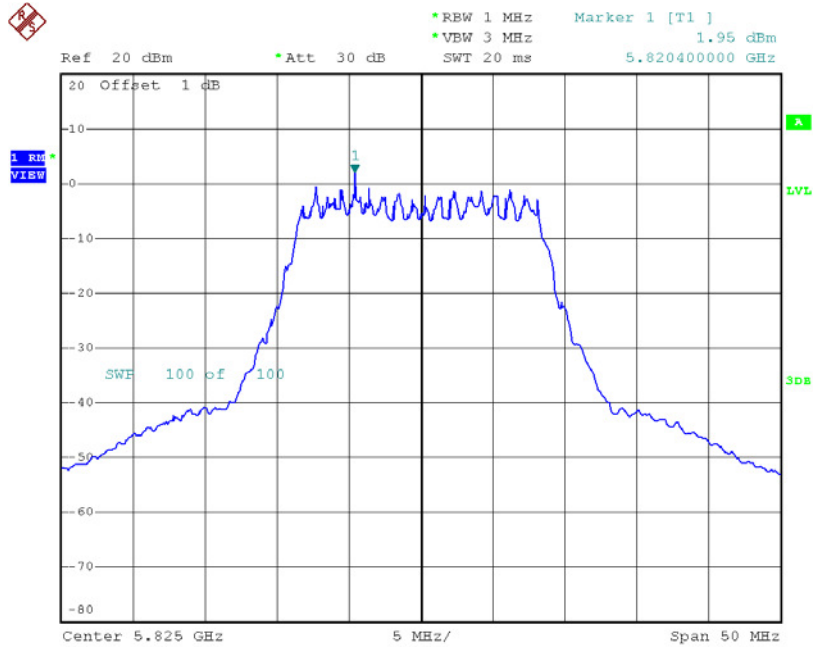
Date: 9.MAY.2017 21:04:57

### TX CH157



Date: 9.MAY.2017 21:06:12

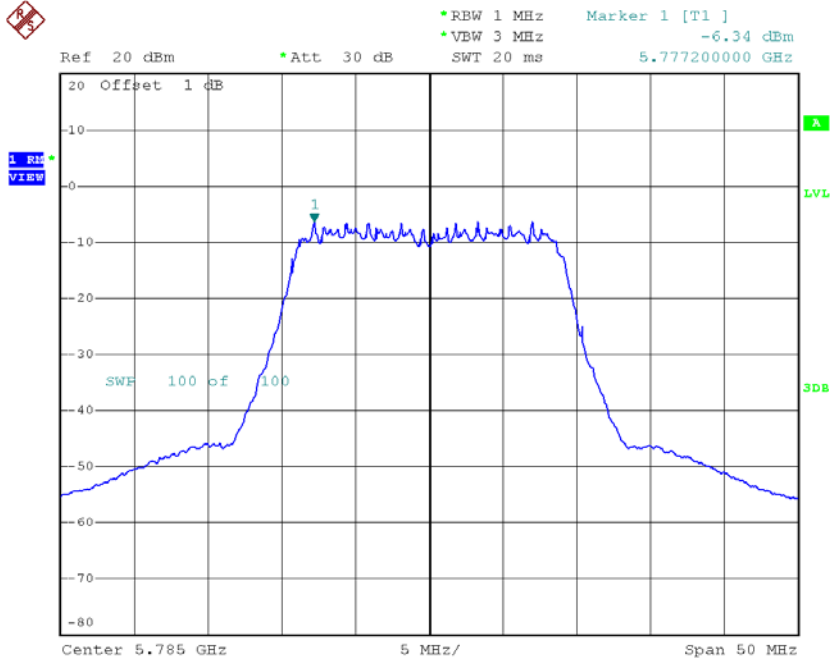
### TX CH165



Date: 9.MAY.2017 21:07:13

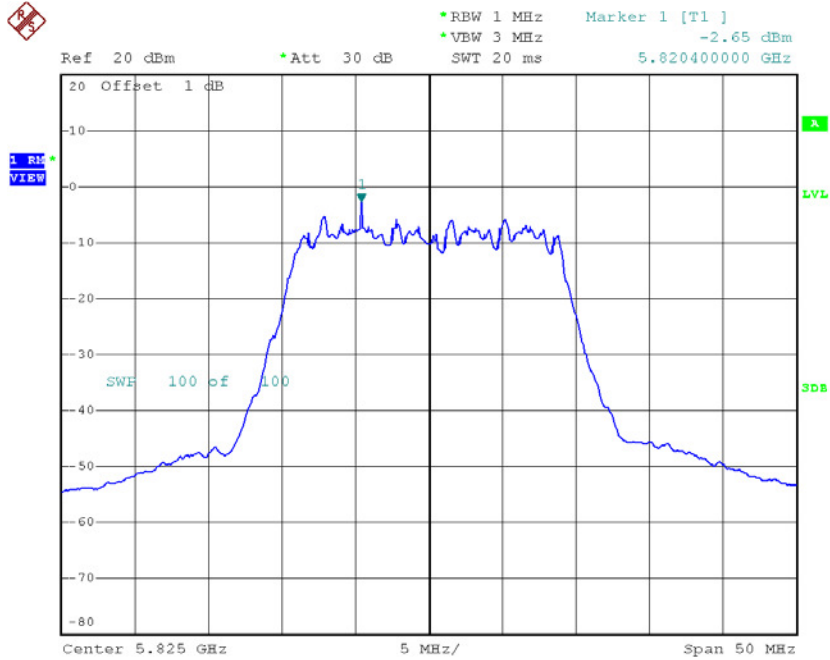


### TX CH157



Date: 9.MAY.2017 21:09:33

### TX CH165

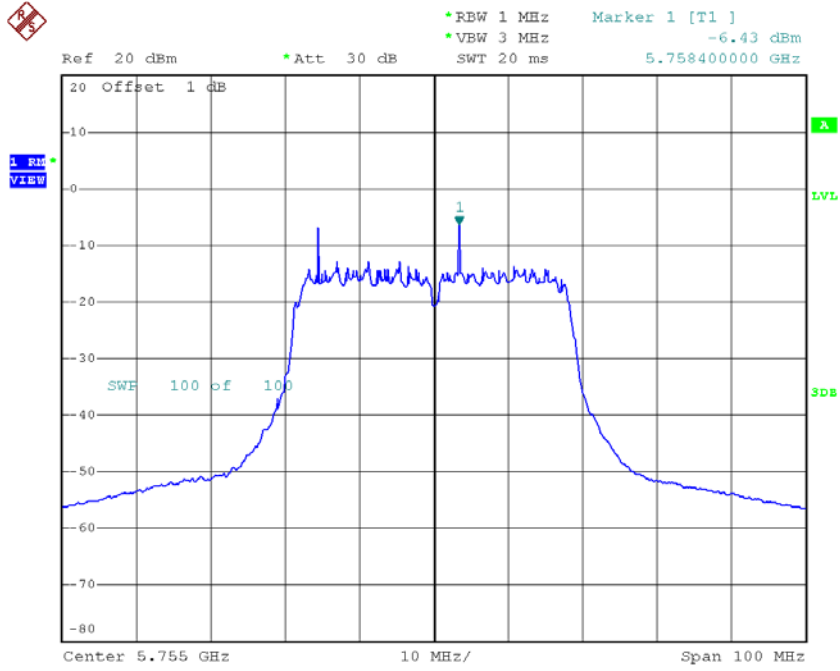


Date: 9.MAY.2017 21:10:25

**Test Mode: UNII-3/ TX N40 Mode\_CH151/CH159**

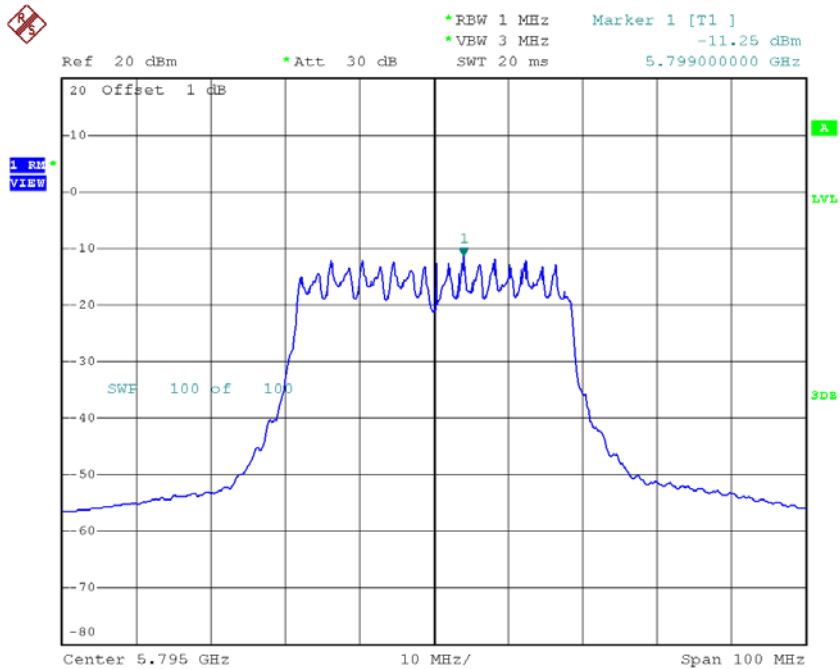
Channel	Frequency (MHz)	Power Density (dBm/500kHz)	Duty Factor	Power Density + Duty Factor (dBm/500kHz)	Limit (dBm/500kHz)
CH151	5755	-6.43	1.39	-5.04	30.00
CH159	5795	-11.25	1.39	-9.86	30.00

### TX CH151



Date: 9.MAY.2017 21:12:19

### TX CH159



Date: 9.MAY.2017 21:13:18



## ATTACHMENT H - FREQUENCY STABILITY

<b>Test Mode:</b>	<b>UNII-1</b>
-------------------	---------------

**Voltage vs. Frequency Stability**

Voltage	Measurement Frequency (MHz)
(V)	5180.0000
132	5179.9840
120	5179.9832
108	5179.9828
Max. Deviation (MHz)	0.0172
Max. Deviation (ppm)	3.3205

**Temperature vs. Frequency Stability**

Voltage	Measurement Frequency (MHz)
(°C)	5180.0000
-5	5179.9824
5	5179.9820
15	5179.9820
25	5179.9820
35	5179.9816
45	5179.9816
50	5179.9812
Max. Deviation (MHz)	0.0188
Max. Deviation (ppm)	3.6293

<b>Test Mode:</b>	<b>UNII-2A</b>
-------------------	----------------

**Voltage vs. Frequency Stability**

Voltage	Measurement Frequency (MHz)
(V)	5260.0000
132	5259.9856
120	5259.9840
108	5259.9836
Max. Deviation (MHz)	0.0164
Max. Deviation (ppm)	3.1179

**Temperature vs. Frequency Stability**

Voltage	Measurement Frequency (MHz)
(°C)	5260.0000
-5	5259.9828
5	5259.9832
15	5259.9824
25	5259.9824
35	5259.9820
45	5259.9816
50	5259.9816
Max. Deviation (MHz)	0.0184
Max. Deviation (ppm)	3.4981

<b>Test Mode:</b>	<b>UNII-2C</b>
-------------------	----------------

**Voltage vs. Frequency Stability**

Voltage	Measurement Frequency (MHz)
(V)	5500.0000
132	5499.9812
120	5499.9812
108	5499.9808
Max. Deviation (MHz)	0.0192
Max. Deviation (ppm)	3.4909

**Temperature vs. Frequency Stability**

Voltage	Measurement Frequency (MHz)
(°C)	5500.0000
-5	5499.9808
5	5499.9808
15	5499.9804
25	5499.9800
35	5499.9804
45	5499.9804
50	5499.9804
Max. Deviation (MHz)	0.0200
Max. Deviation (ppm)	3.6364

<b>Test Mode:</b>	<b>UNII-3</b>
-------------------	---------------

**Voltage vs. Frequency Stability**

Voltage	Measurement Frequency (MHz)
(V)	5745.0000
132	5744.9840
120	5744.9812
108	5744.9804
Max. Deviation (MHz)	0.0196
Max. Deviation (ppm)	3.4117

**Temperature vs. Frequency Stability**

Voltage	Measurement Frequency (MHz)
(°C)	5745.0000
-5	5744.9804
5	5744.9804
15	5744.9800
25	5744.9800
35	5744.9800
45	5744.9796
50	5744.9796
Max. Deviation (MHz)	0.0204
Max. Deviation (ppm)	3.5509