

LTE Band 12_1.4M

1RB0

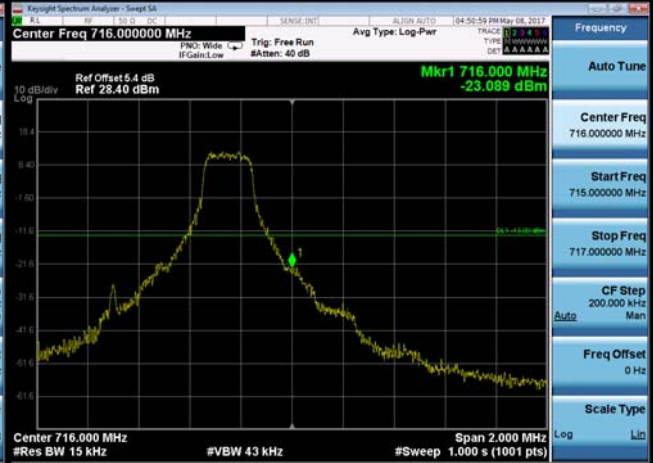
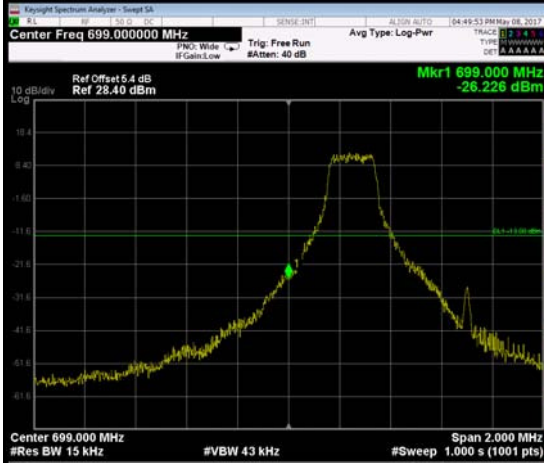
1RB5

Channel

23017

Channel

23173



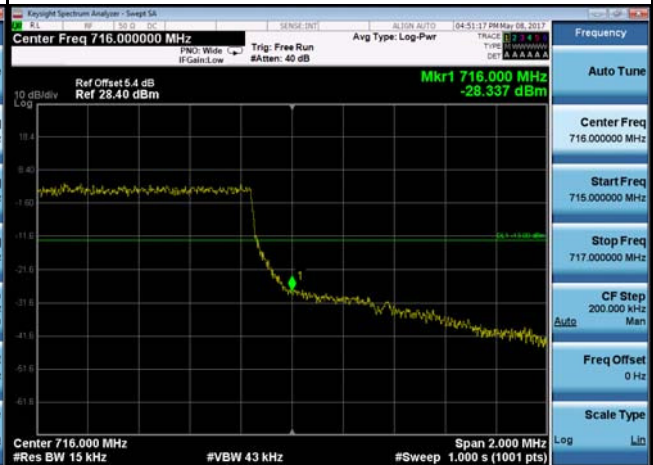
6RB0

Channel

23017

Channel

13173



LTE Band 12_3M

1RB0

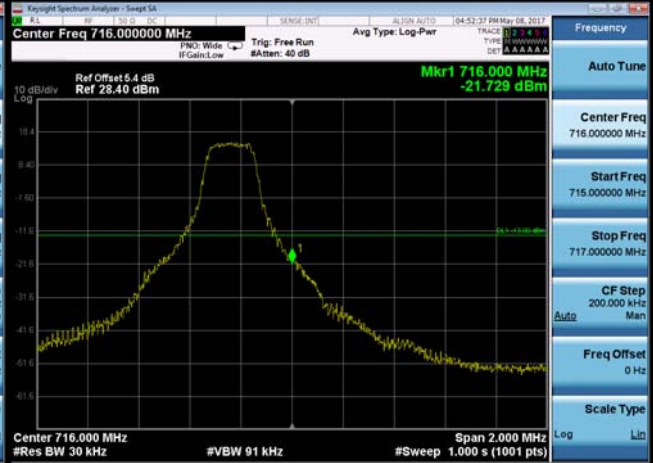
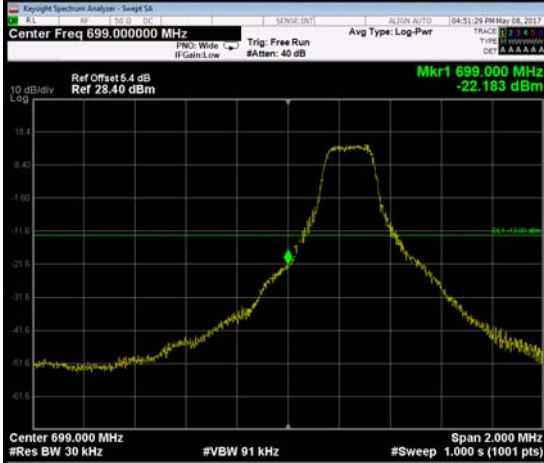
1RB14

Channel

23025

Channel

23165



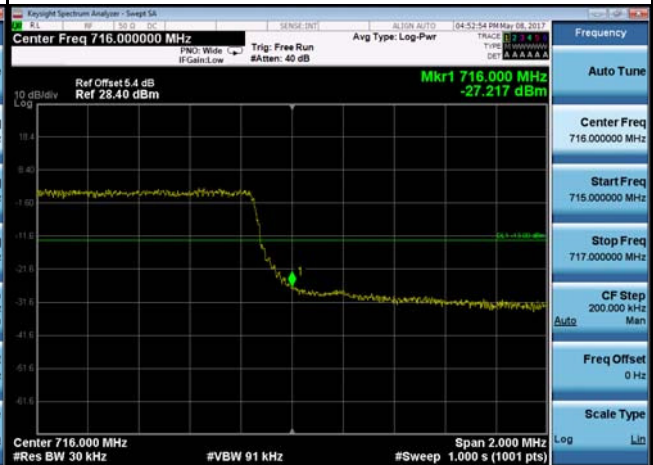
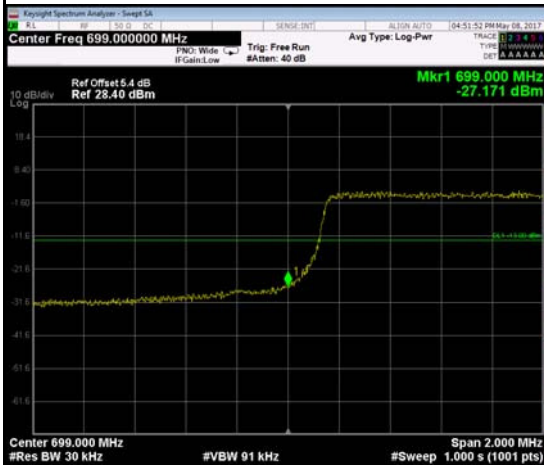
15RB0

Channel

23025

Channel

23165



LTE Band 12_5M

1RB0

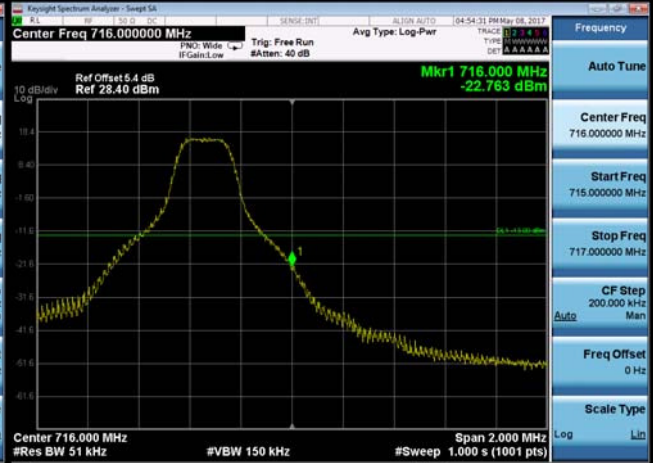
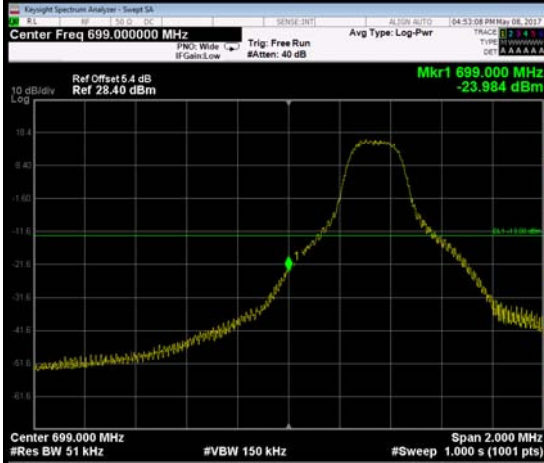
1RB24

Channel

23035

Channel

23155



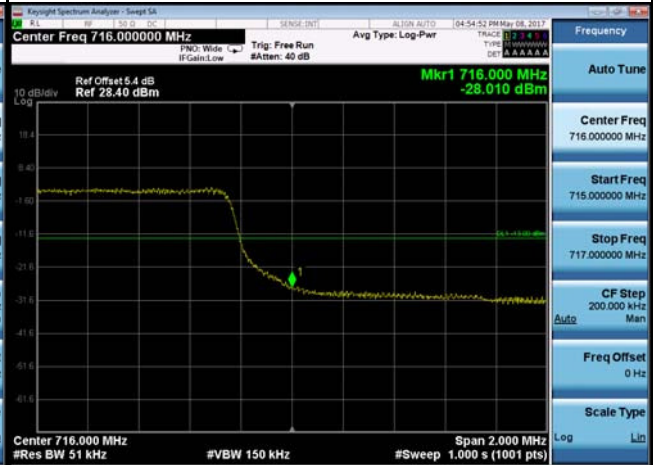
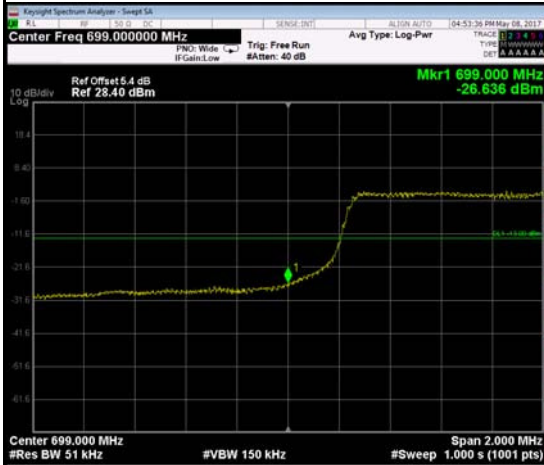
25RB0

Channel

23035

Channel

23155



LTE Band 12_10M

1RB0

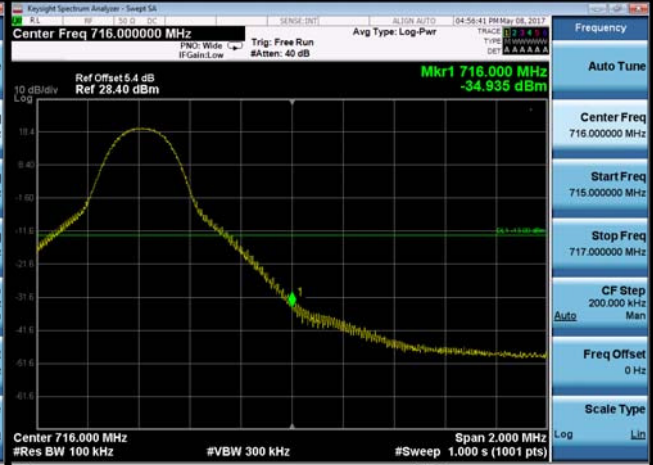
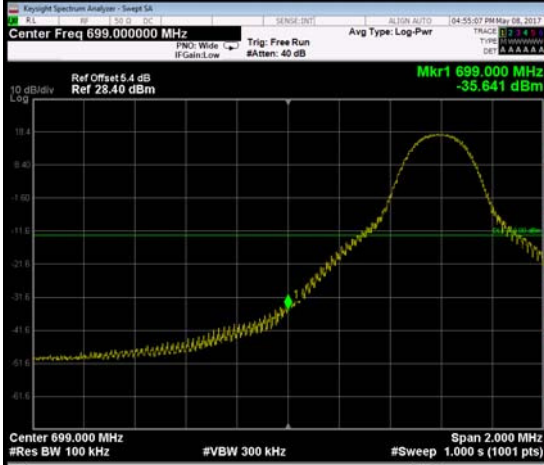
1RB49

Channel

23060

Channel

20350



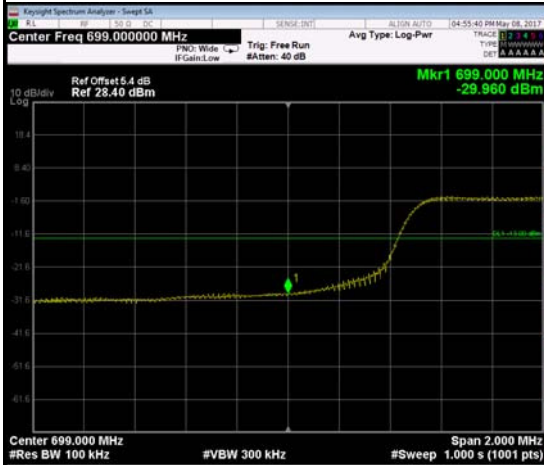
50RB0

Channel

23060

Channel

20350



LTE Band 17_5M

1RB0

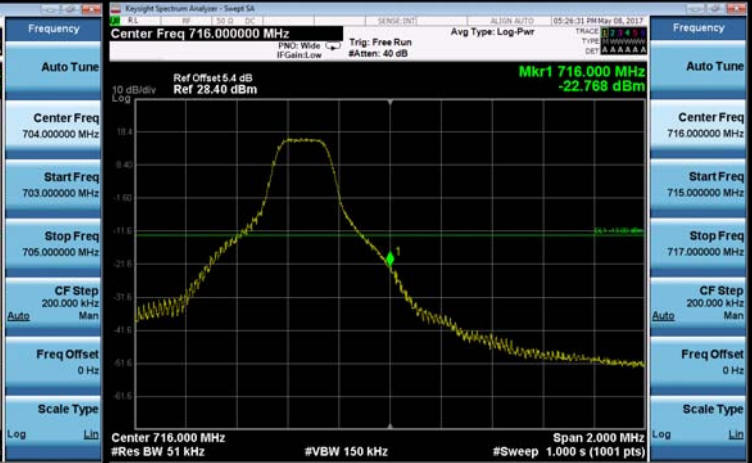
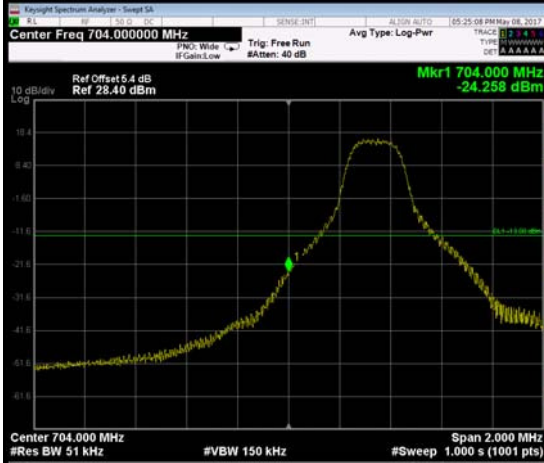
1RB24

Channel

23755

Channel

23825



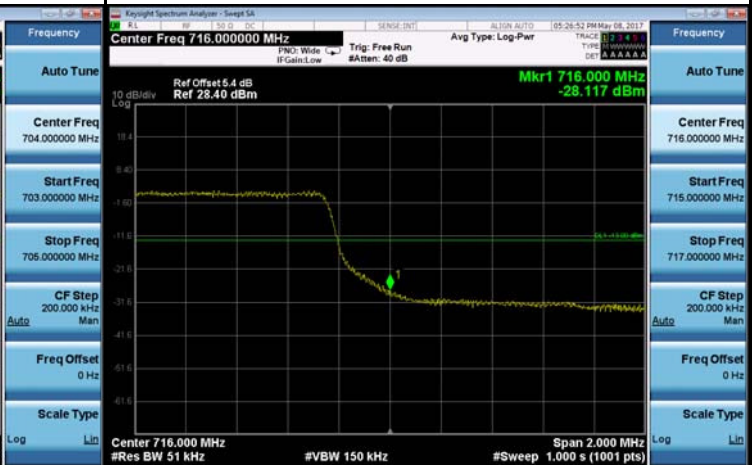
25RB0

Channel

23755

Channel

23825



LTE Band 17_10M

1RB0

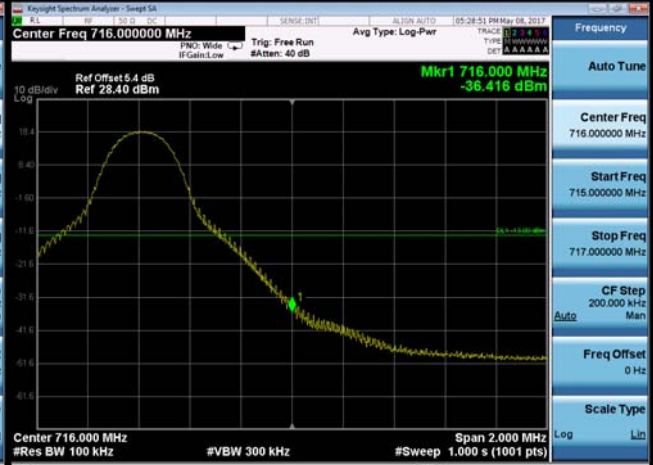
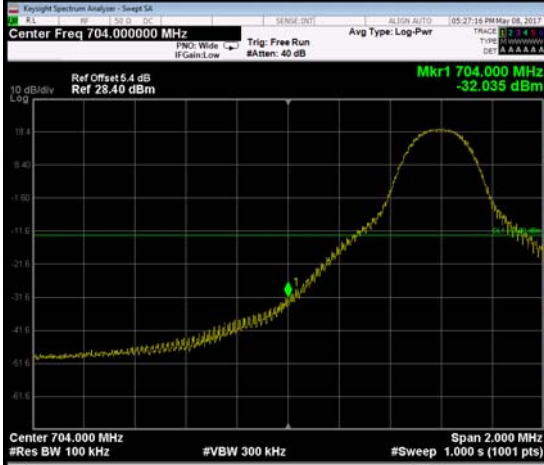
1RB49

Channel

23780

Channel

23800



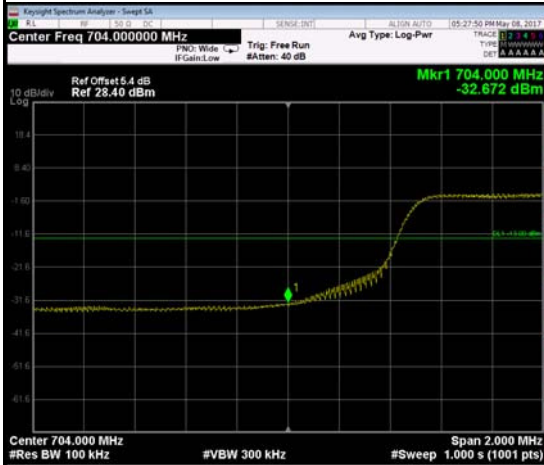
50RB0

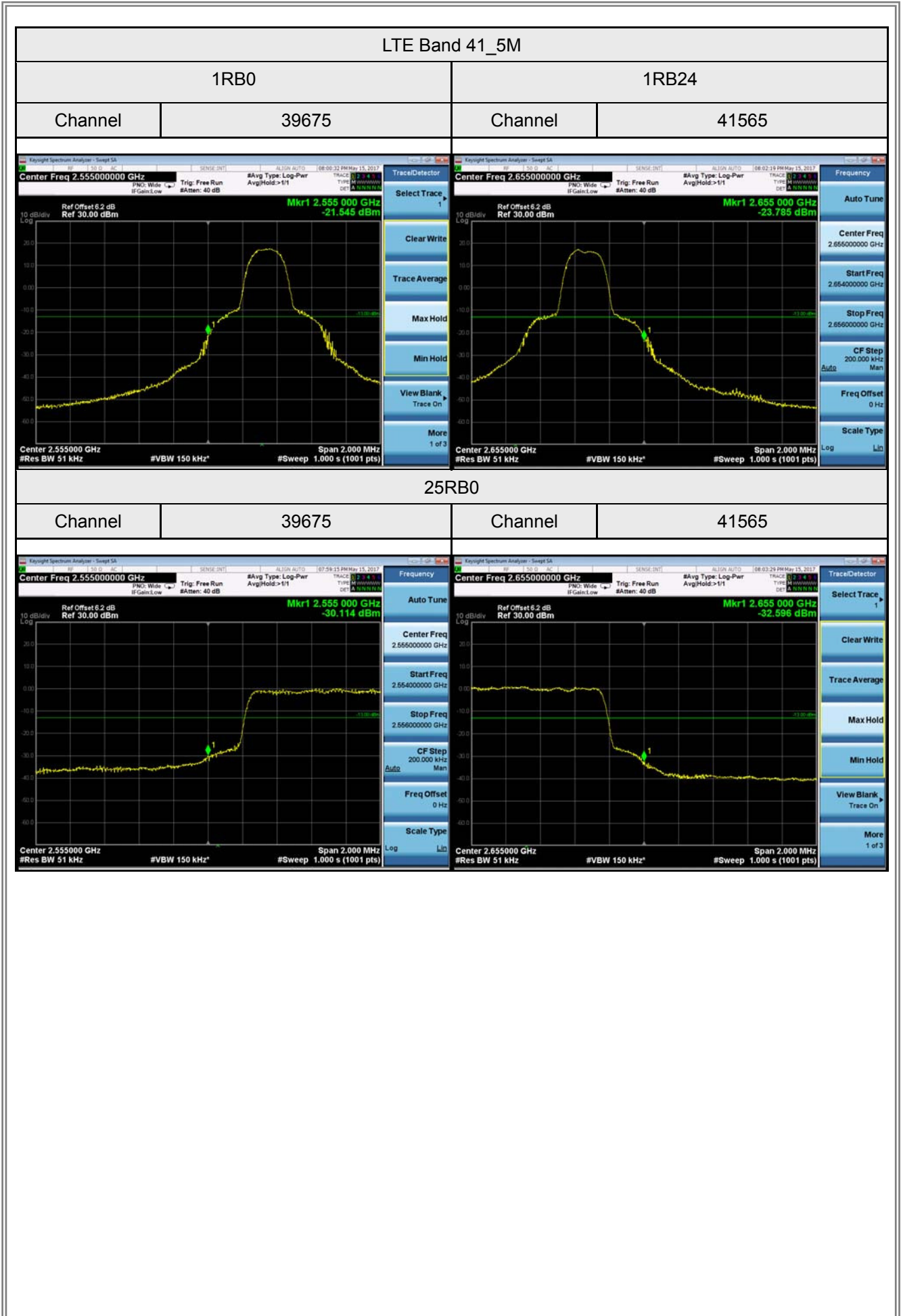
Channel

23780

Channel

23800





LTE Band 41_10M

1RB0

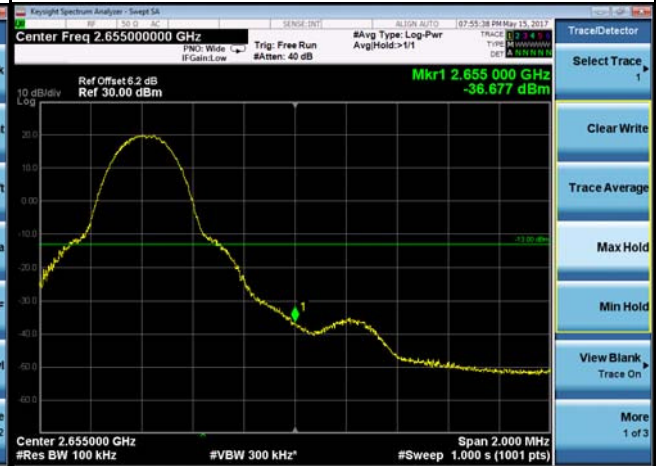
1RB49

Channel

39700

Channel

41540



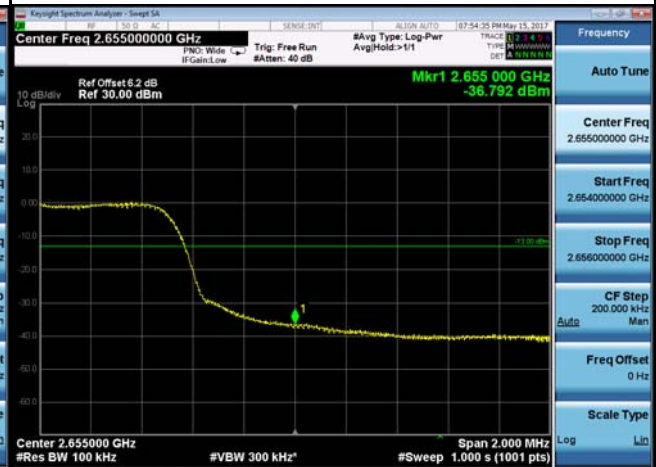
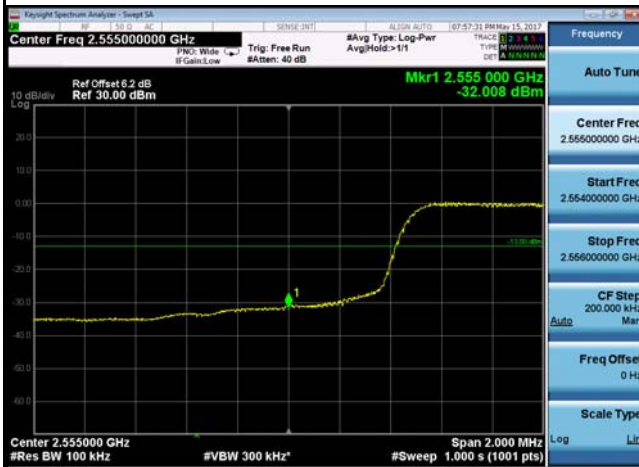
50RB0

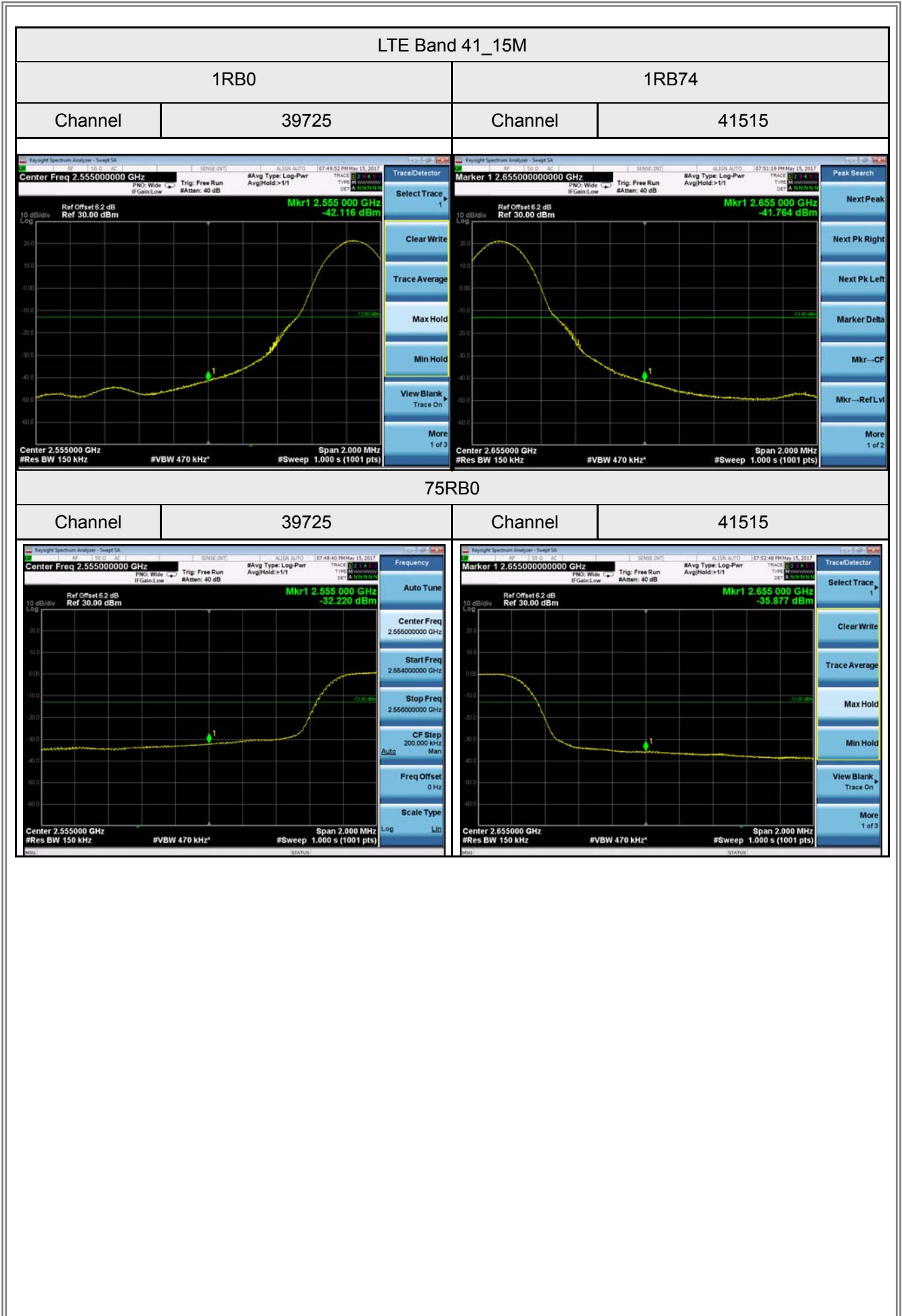
Channel

39700

Channel

41540





LTE Band 41_20M

1RB0

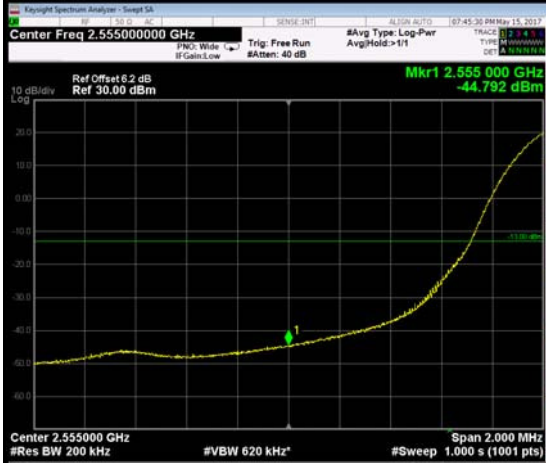
1RB99

Channel

39750

Channel

41490



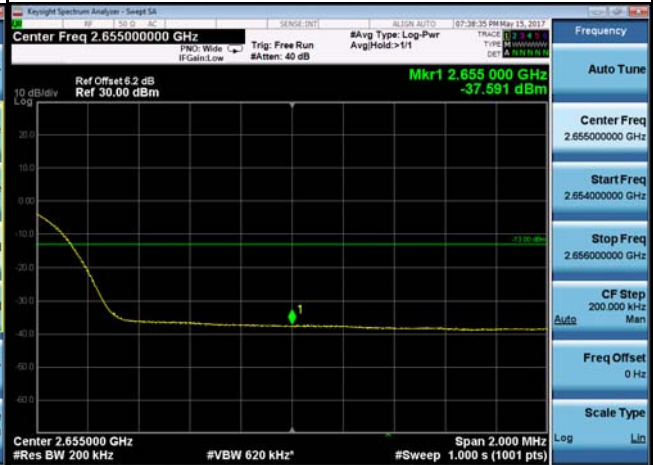
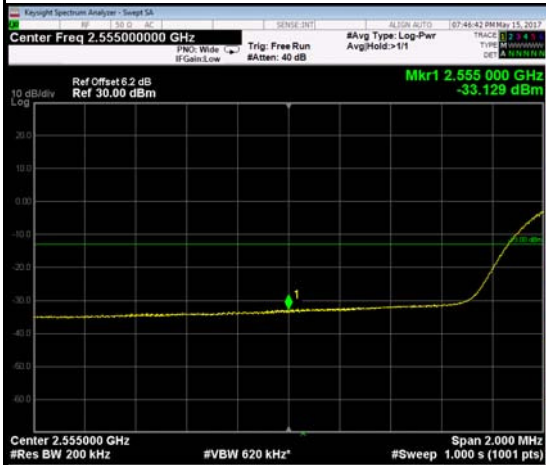
100RB0

Channel

39750

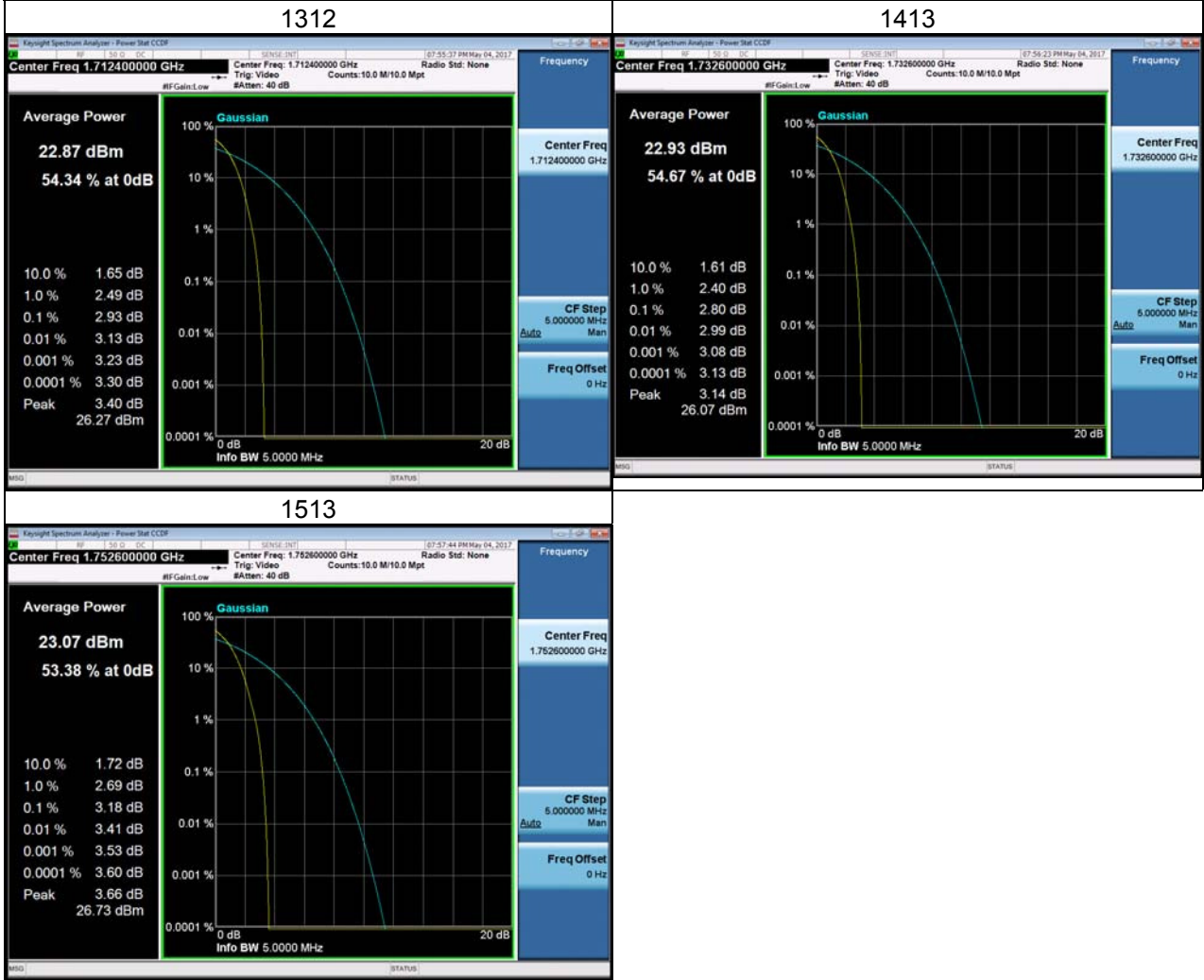
Channel

41490

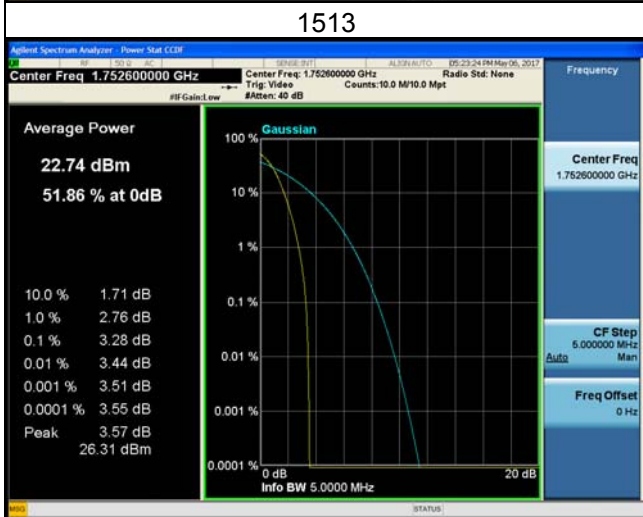
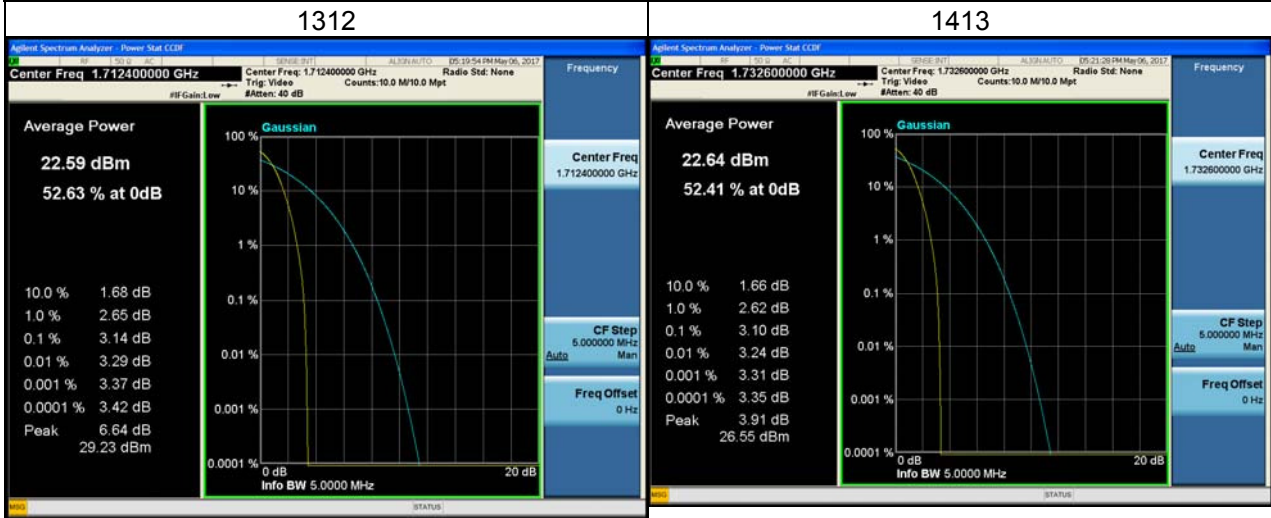


ATTACHMENT F - PEAK TO AVERAGE RATIO

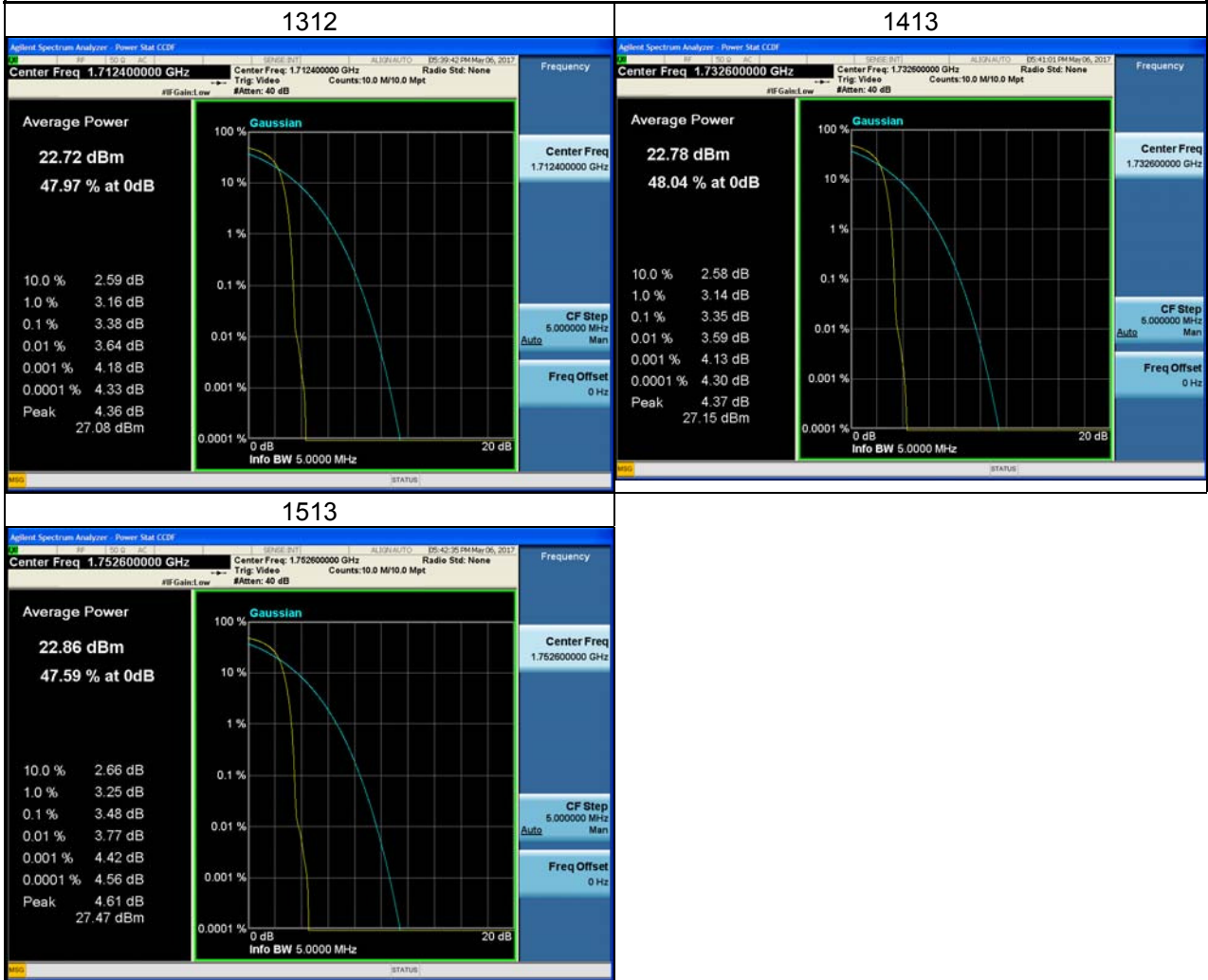
WCDMA Band 4 Spectrum Plot_WCDMA



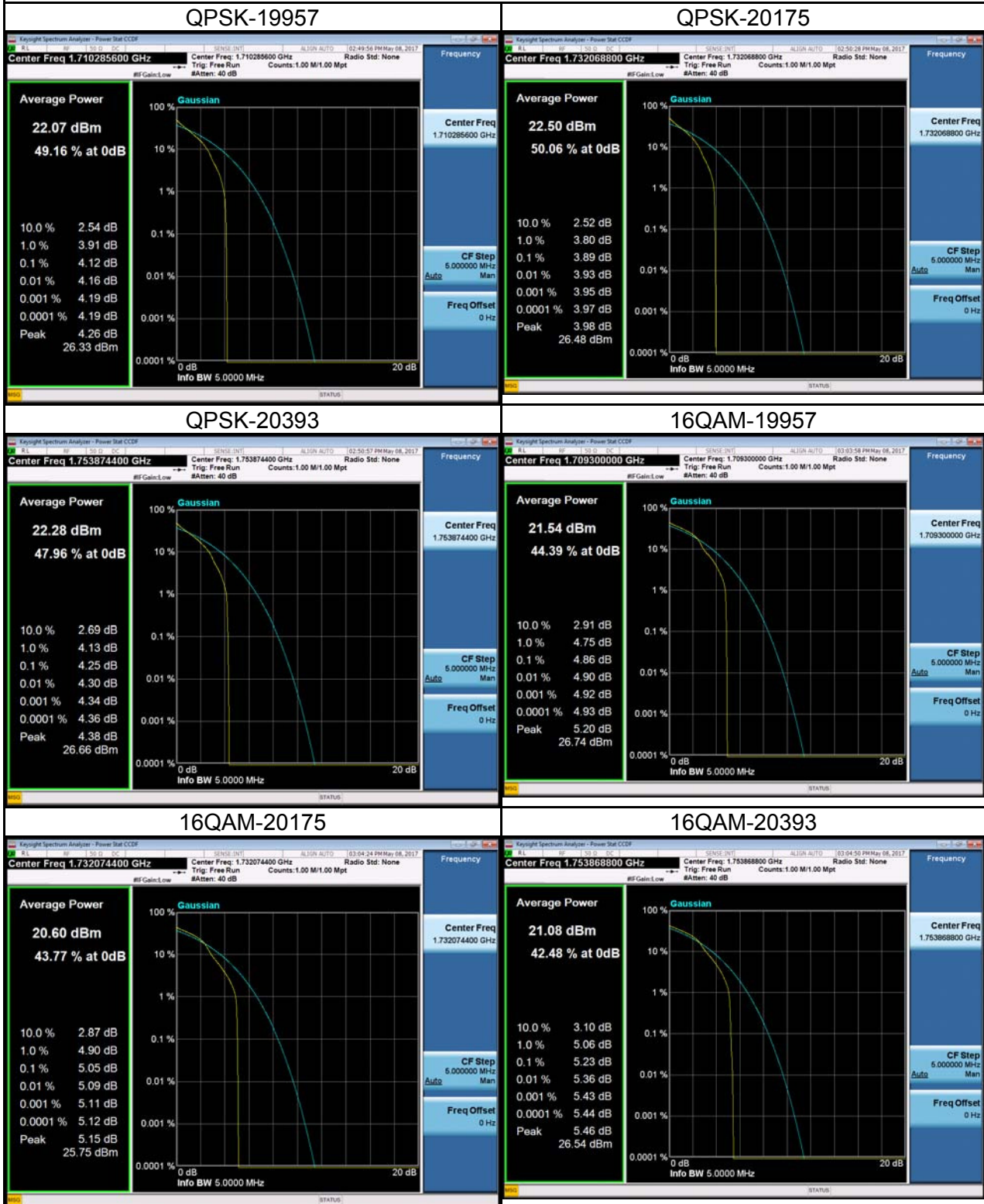
WCDMA Band 4 Spectrum Plot_HSDPA



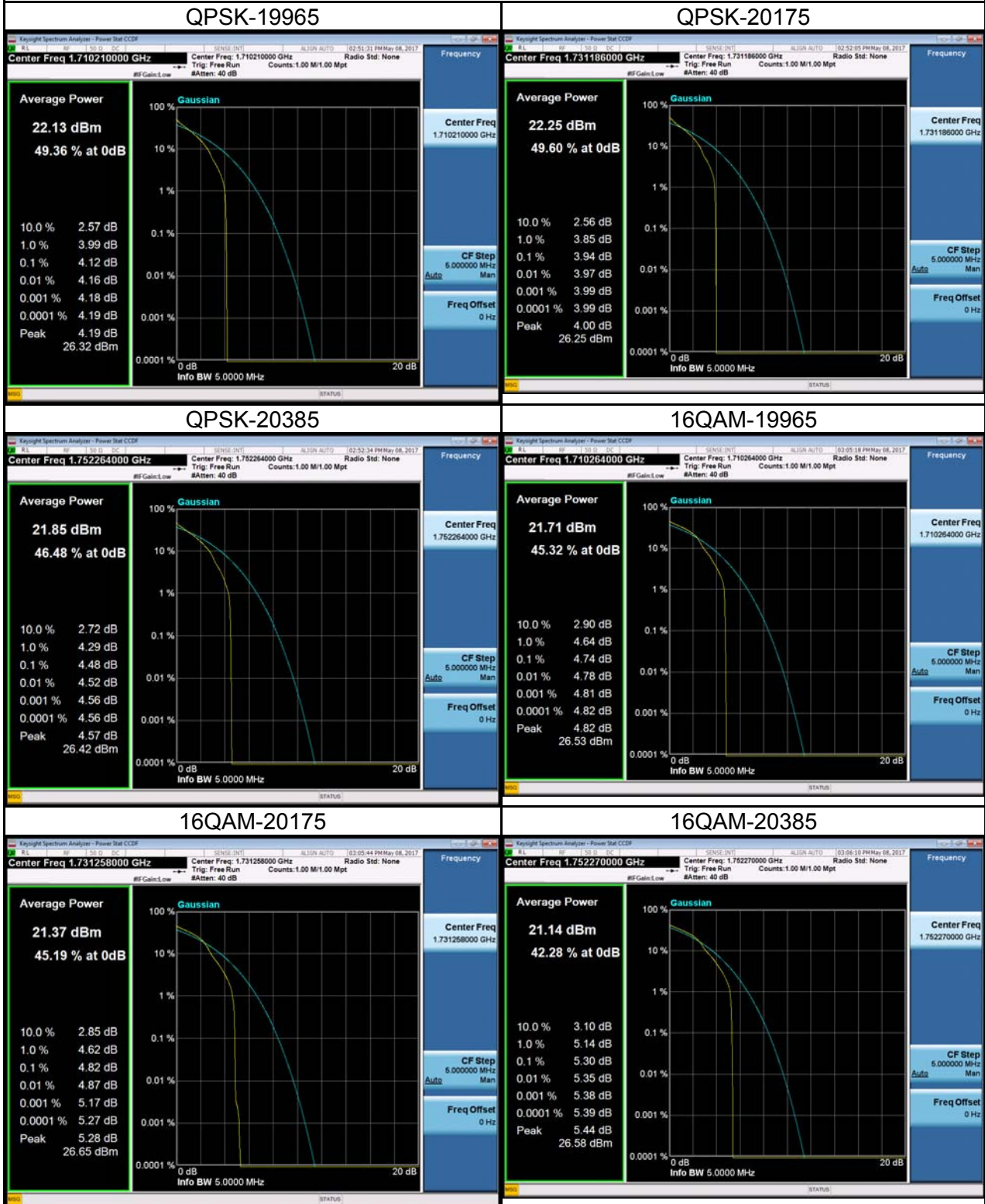
WCDMA Band 4 Spectrum Plot_HSUPA



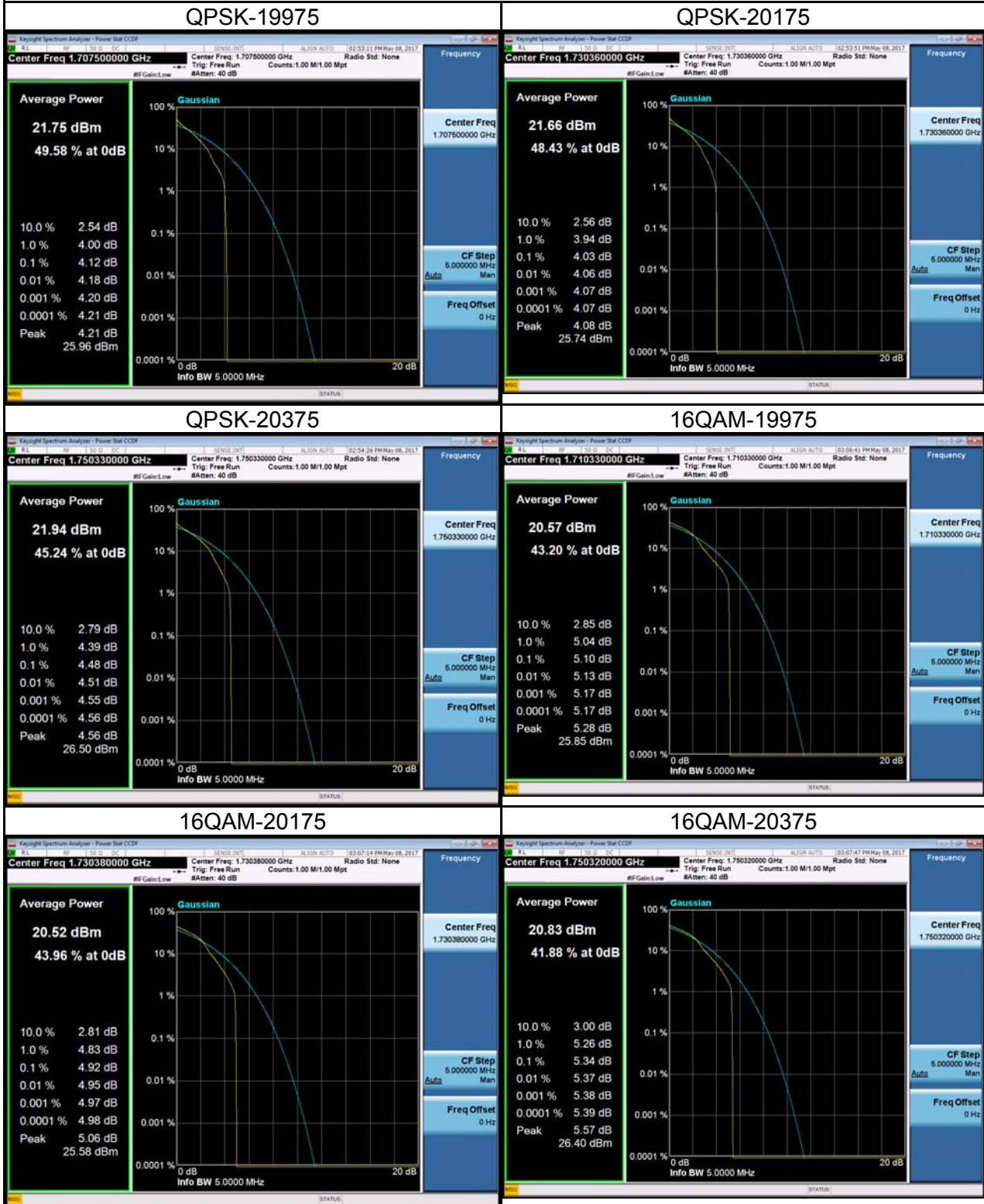
LTE Band 4 Spectrum Plot_1.4M



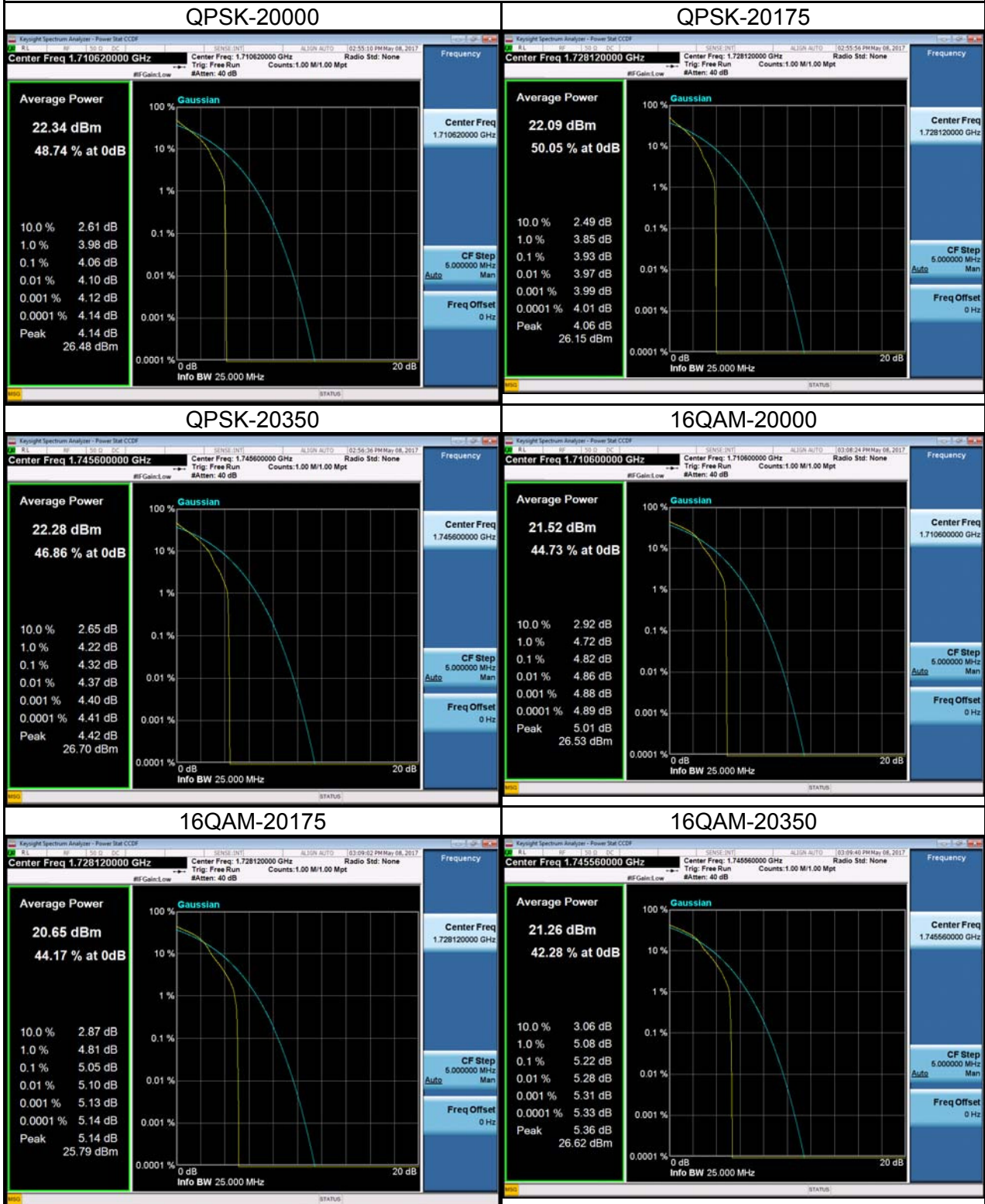
LTE Band 4 Spectrum Plot_3M



LTE Band 4 Spectrum Plot_5M



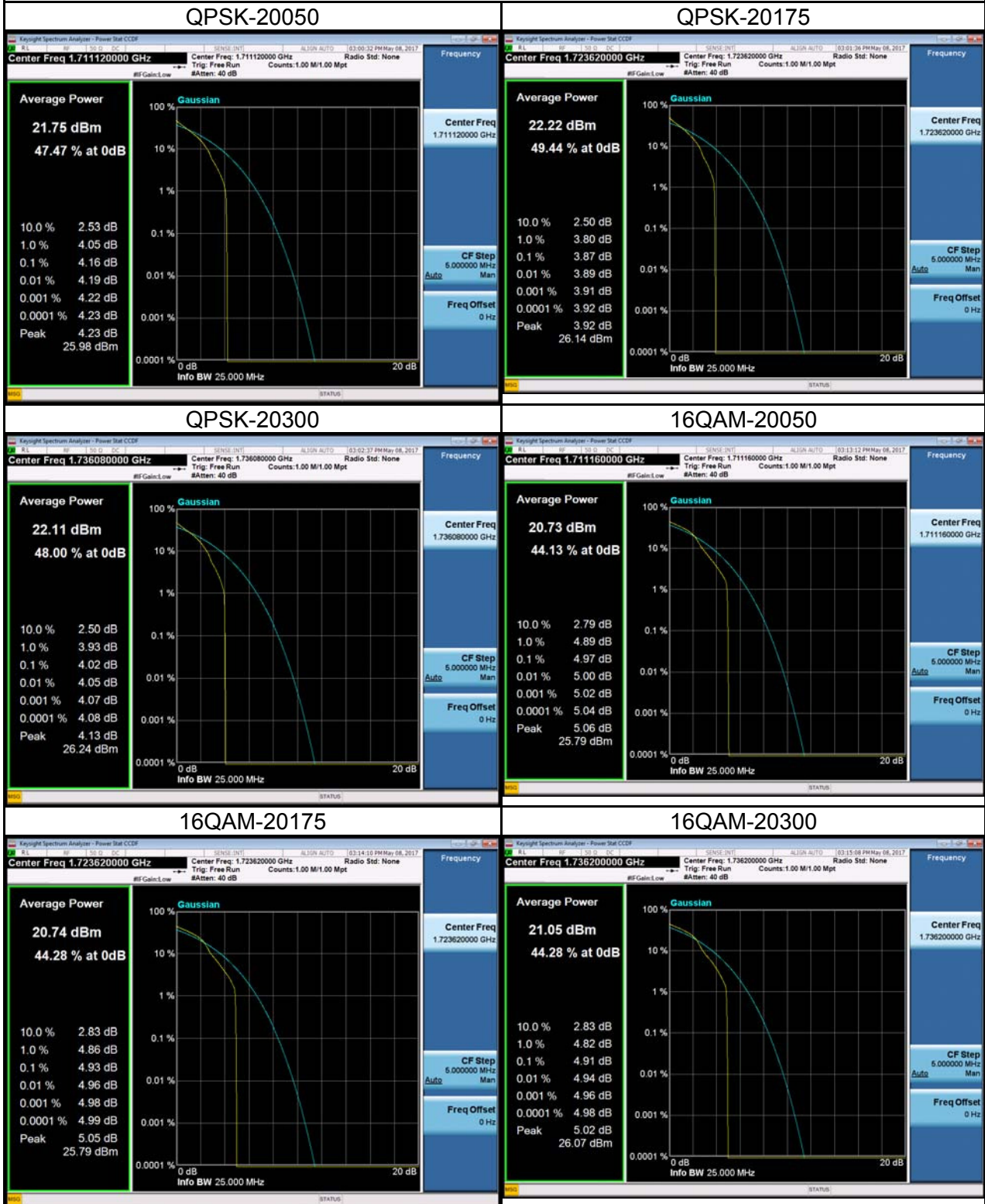
LTE Band 4 Spectrum Plot_10M



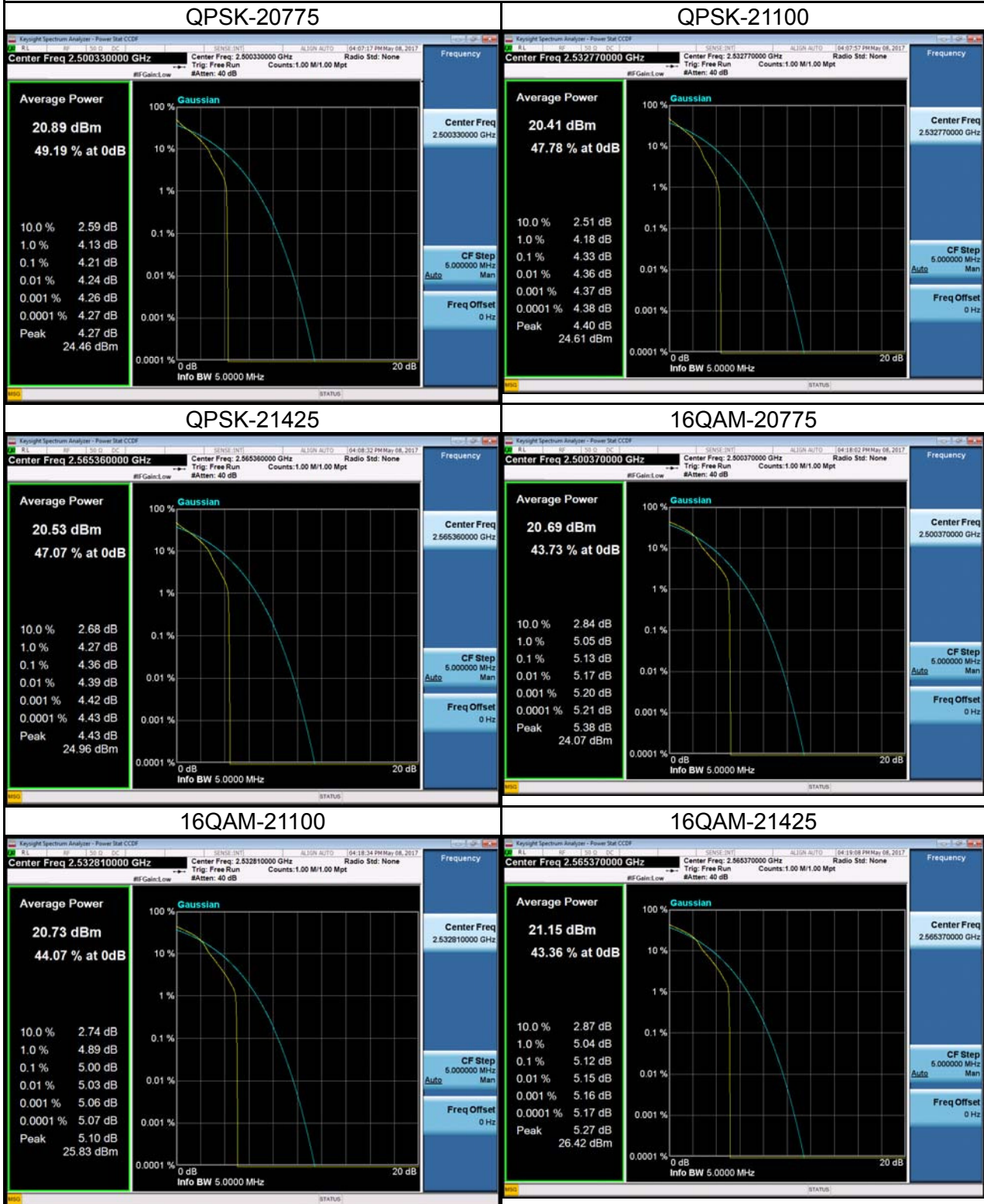
LTE Band 4 Spectrum Plot_15M



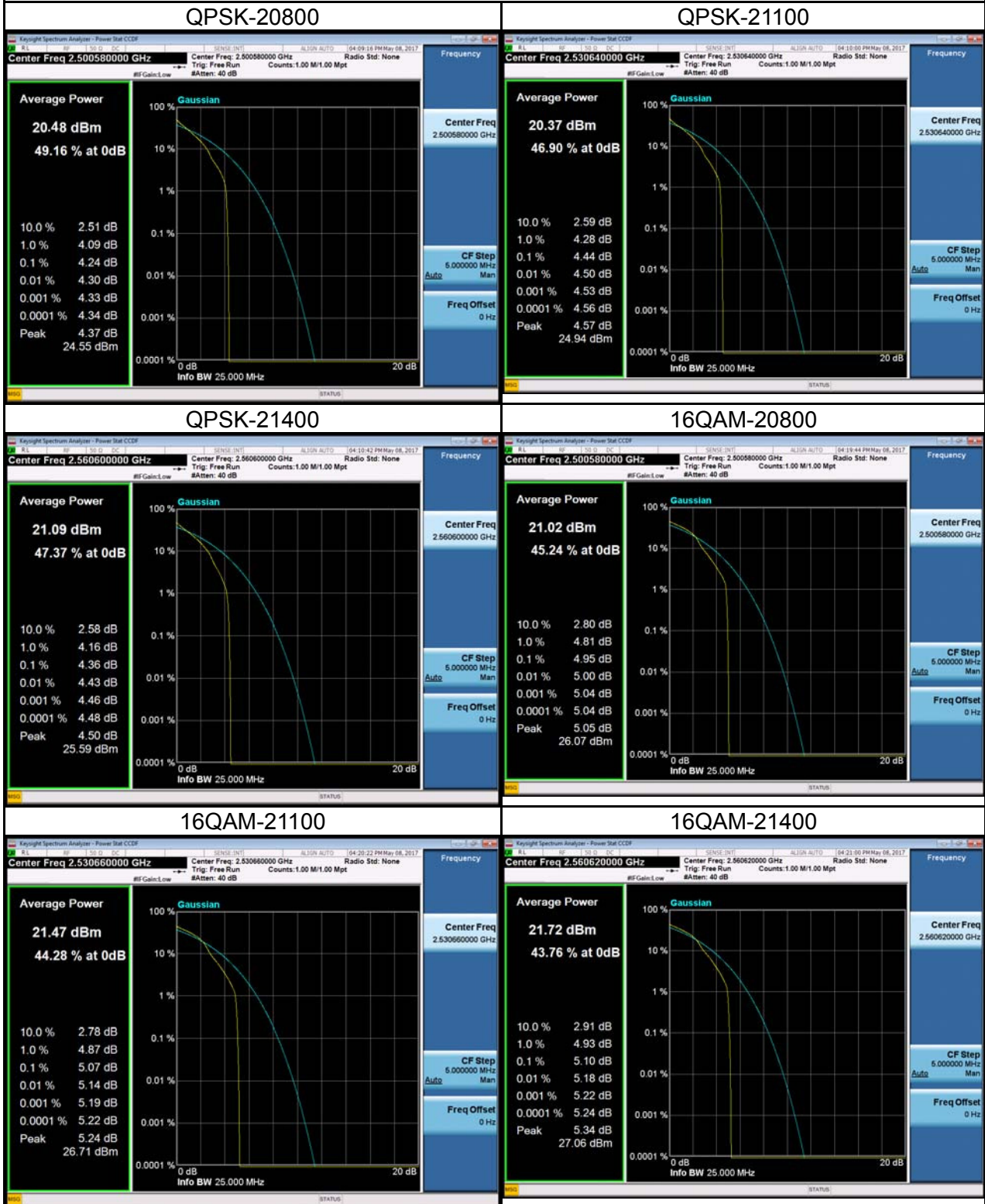
LTE Band 4 Spectrum Plot_20M



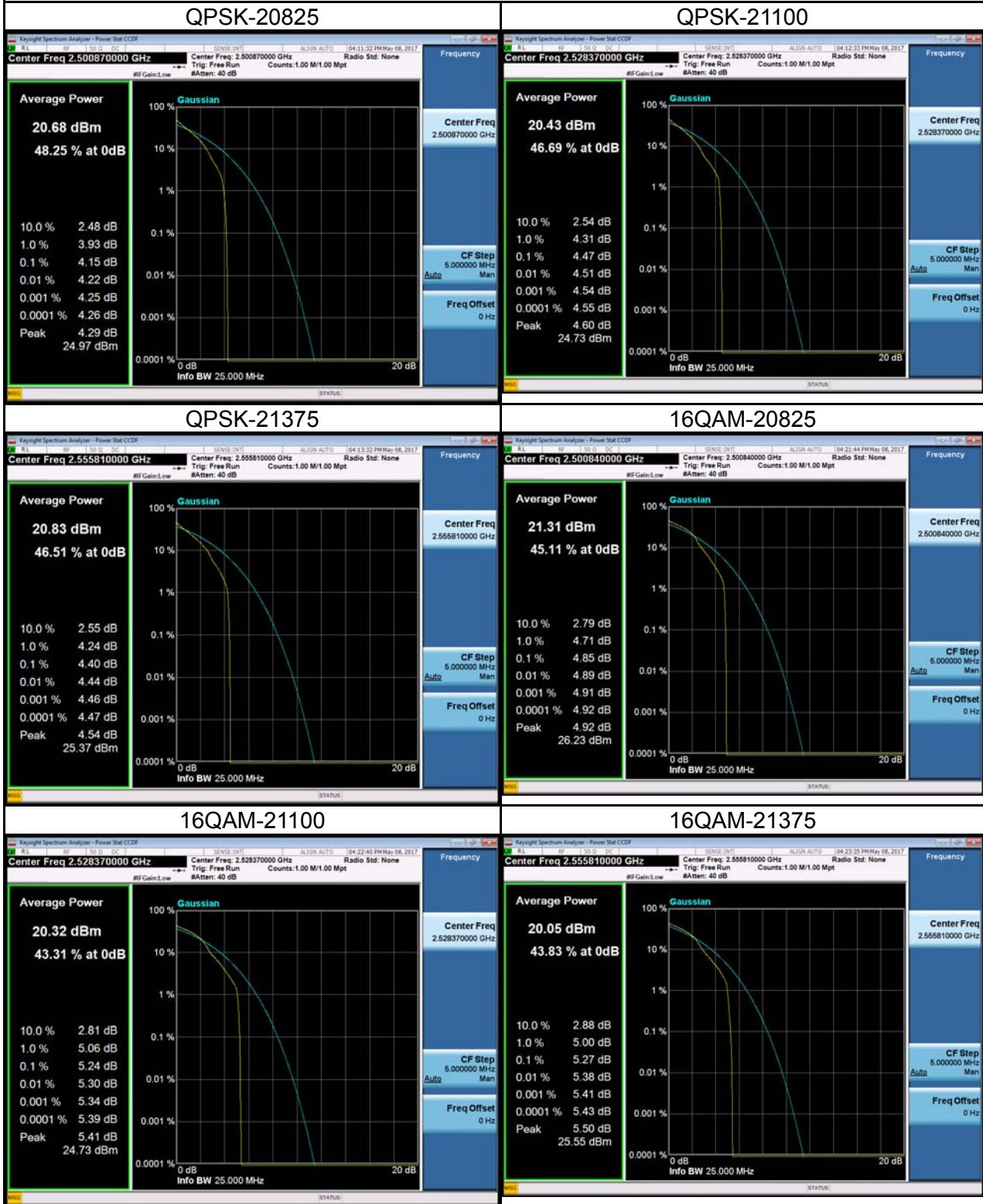
LTE Band 7 Spectrum Plot_5M



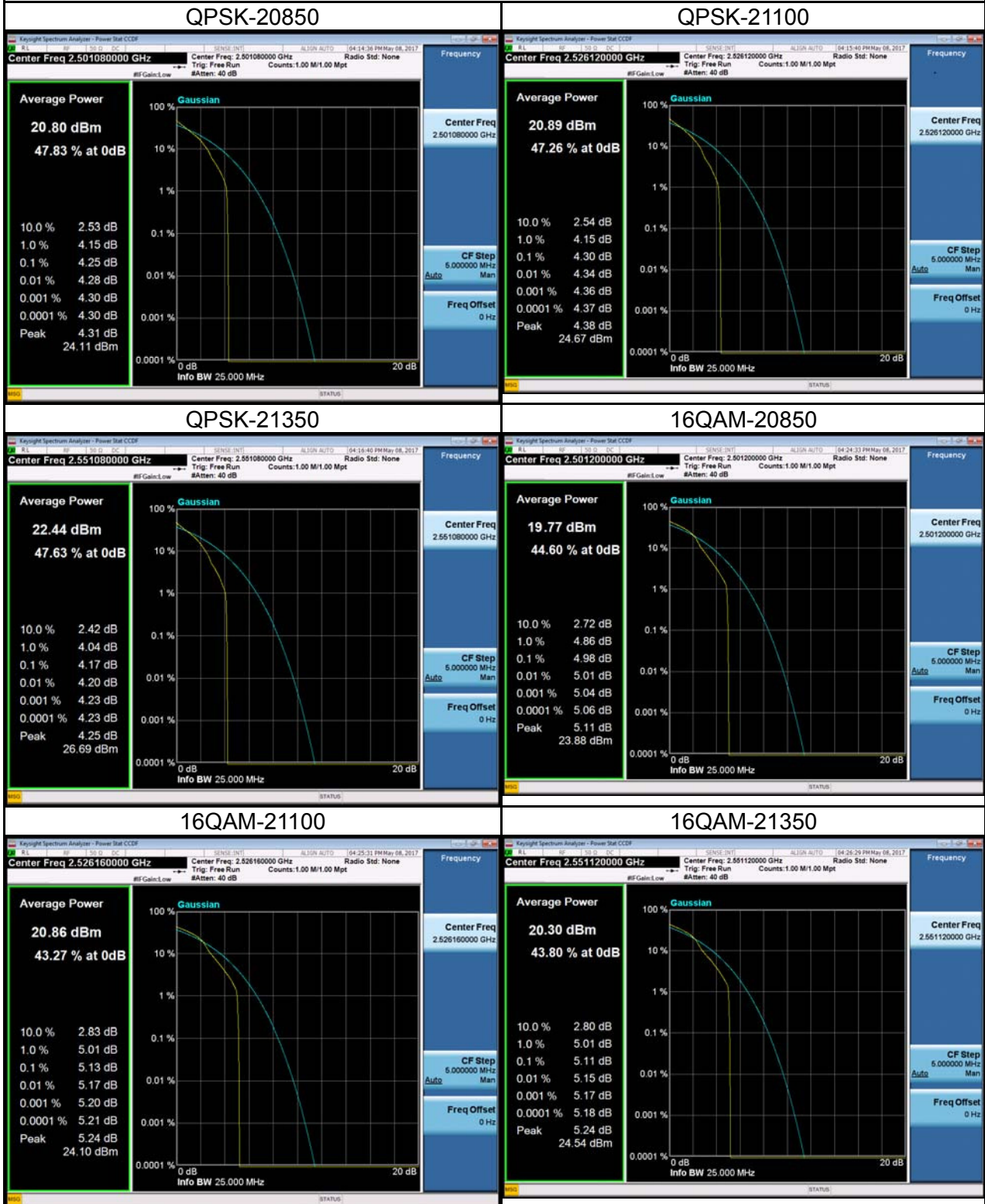
LTE Band 7 Spectrum Plot_10M



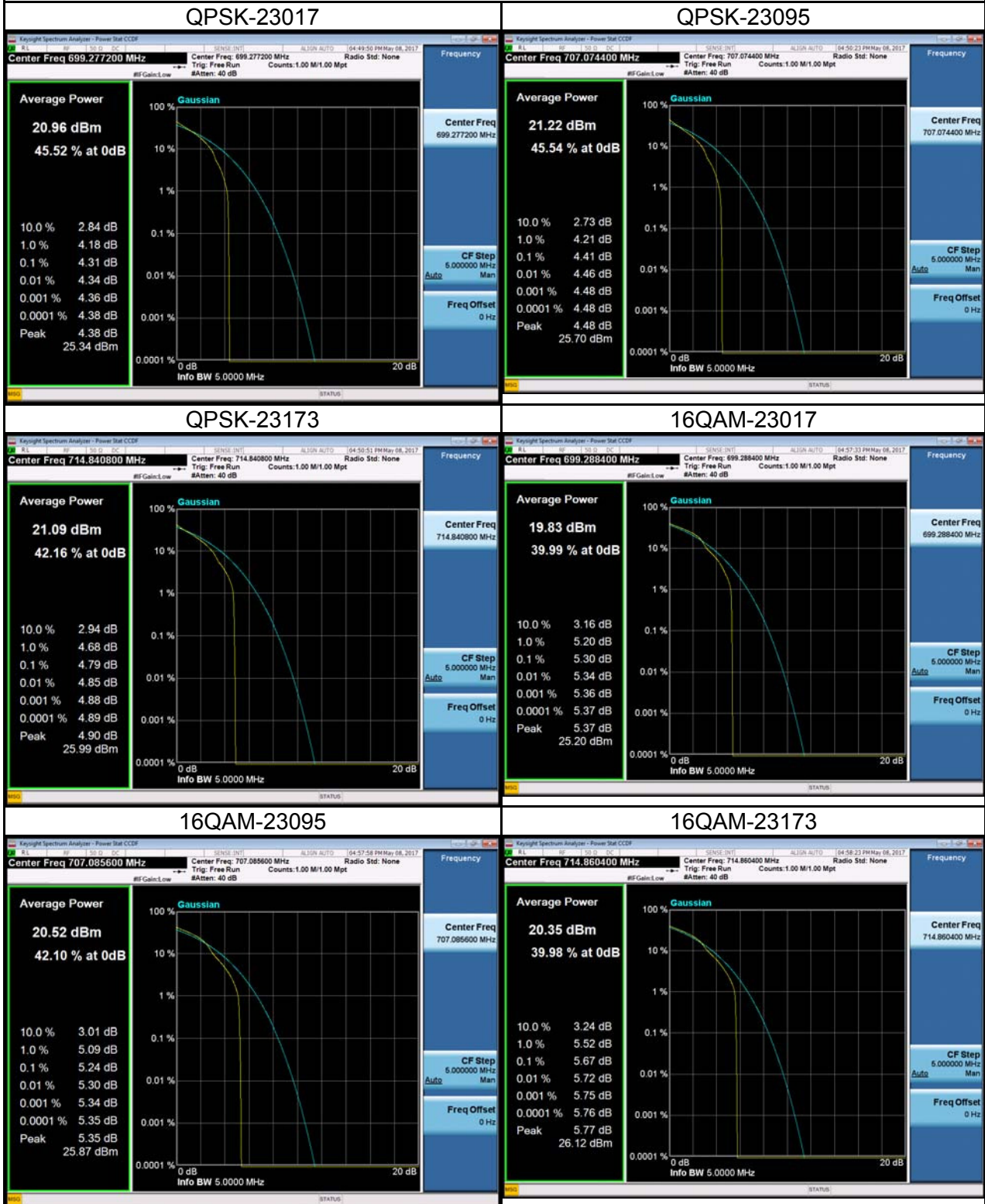
LTE Band 7 Spectrum Plot_15M



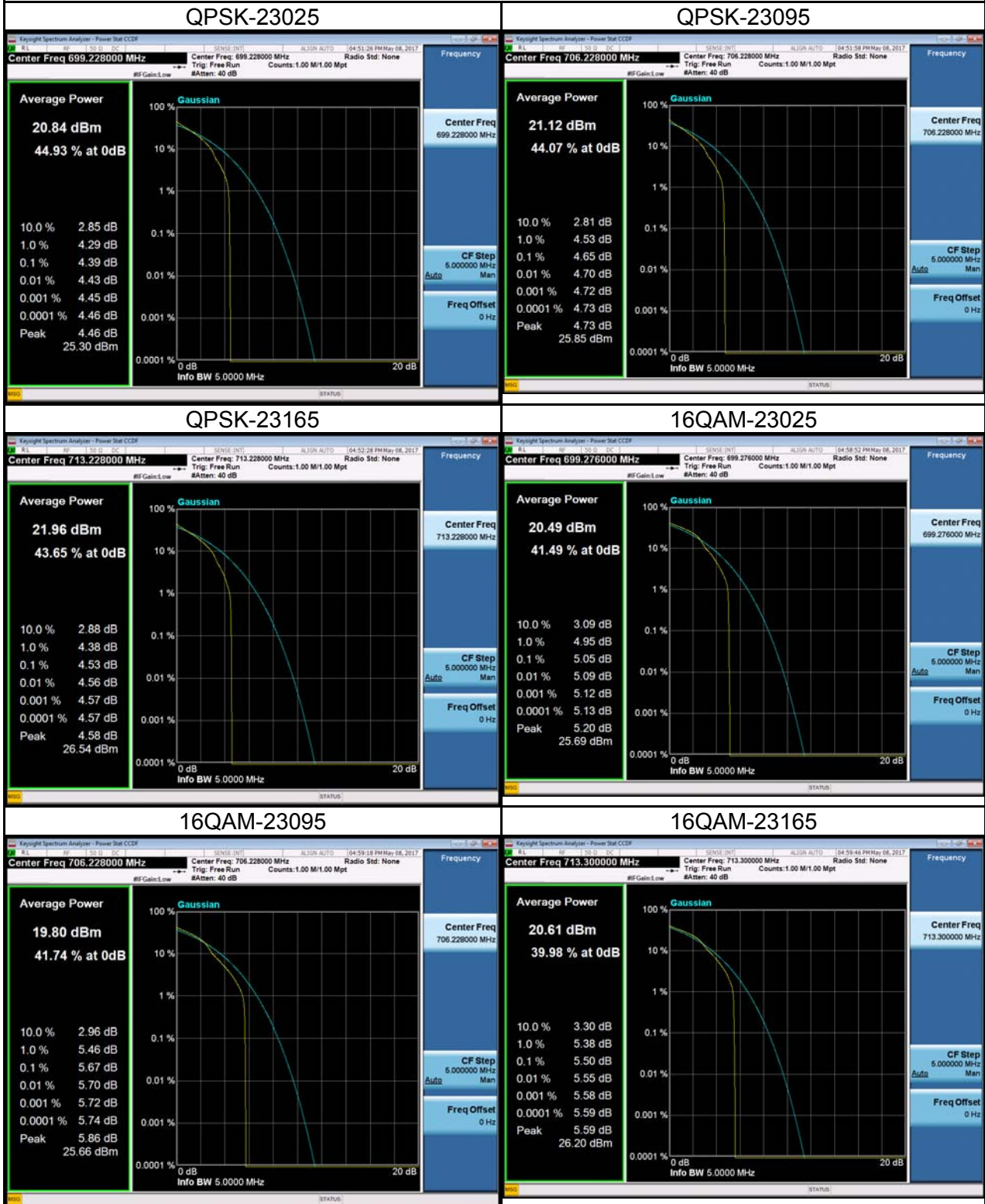
LTE Band 7 Spectrum Plot_20M



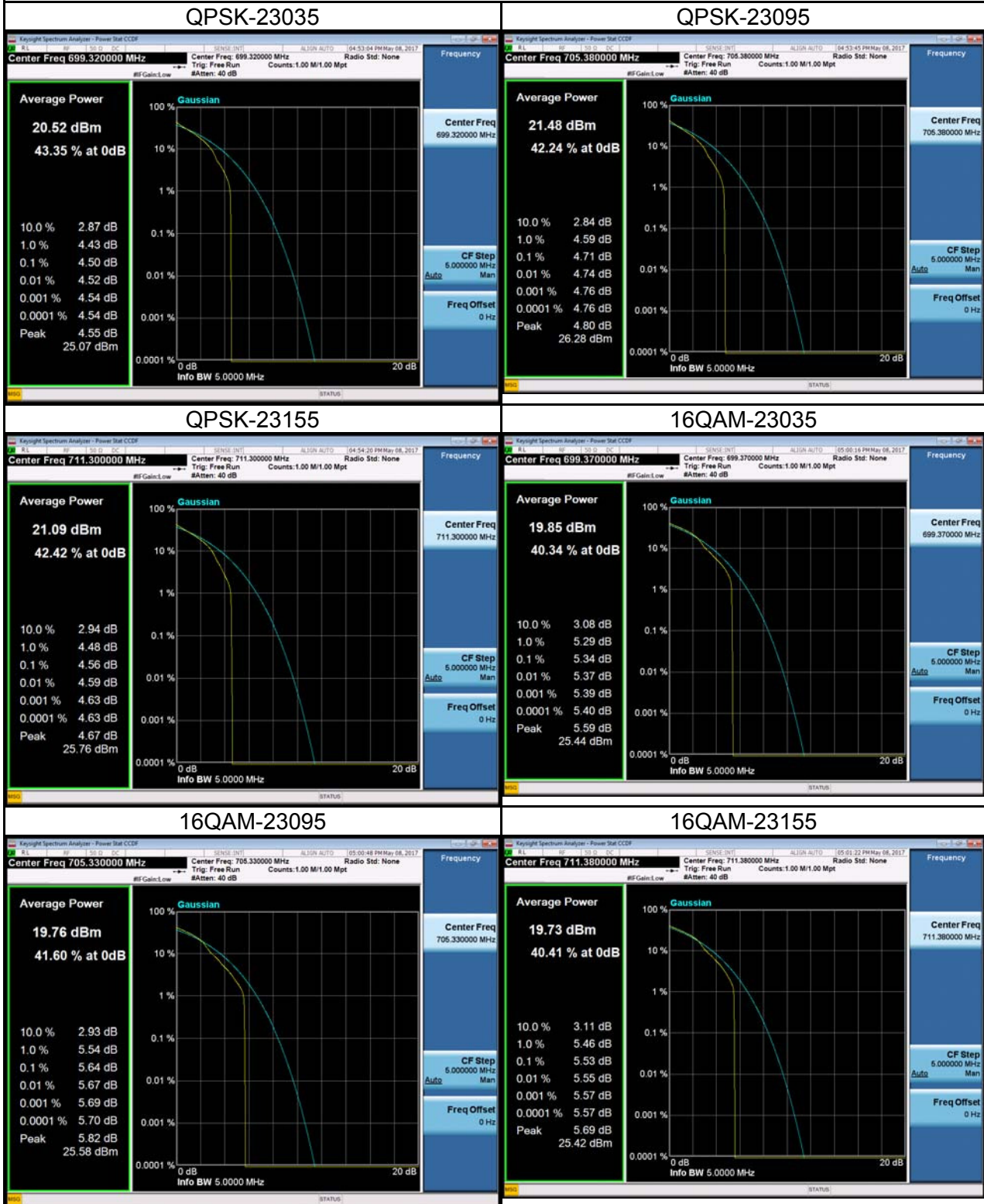
LTE Band 12 Spectrum Plot_1.4M



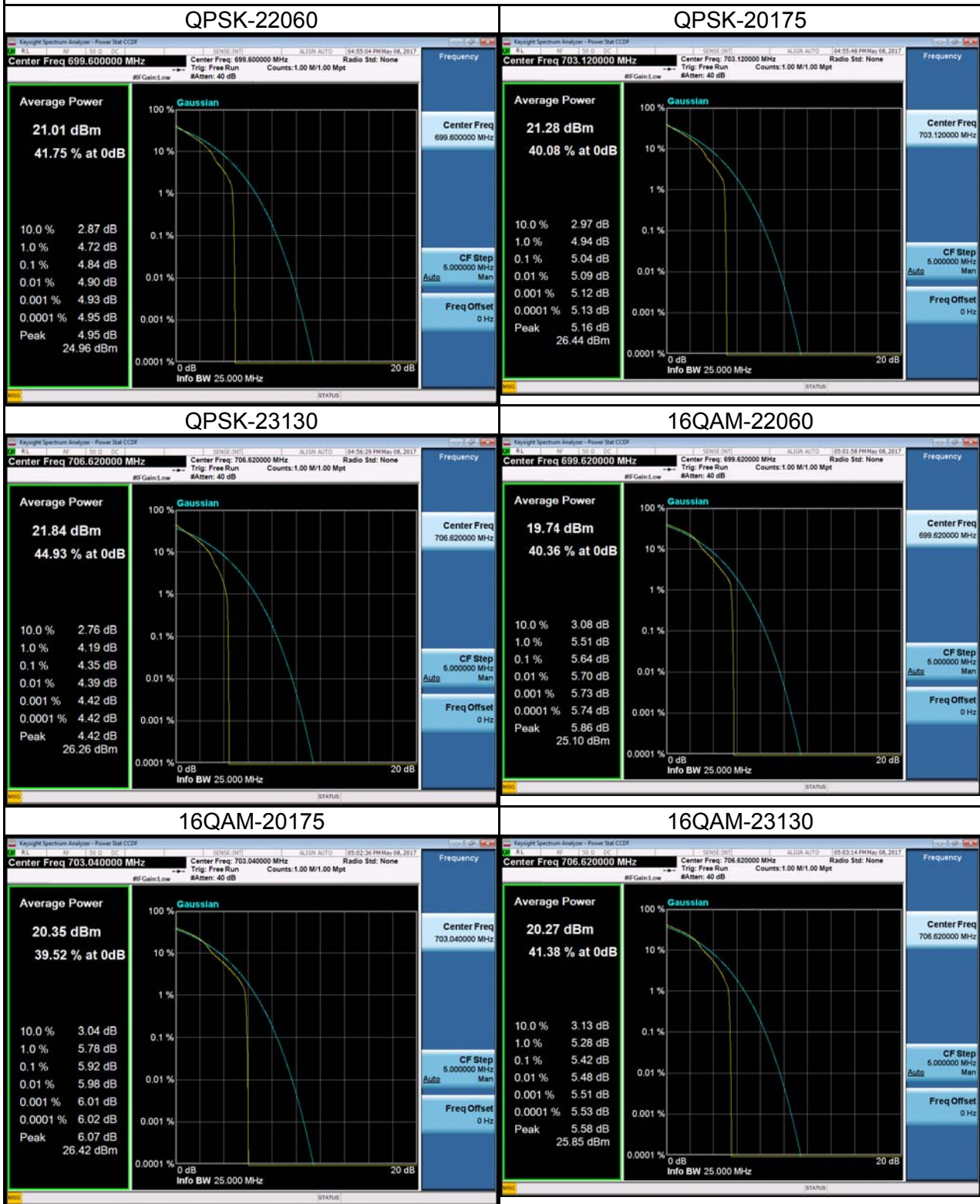
LTE Band 12 Spectrum Plot_3M



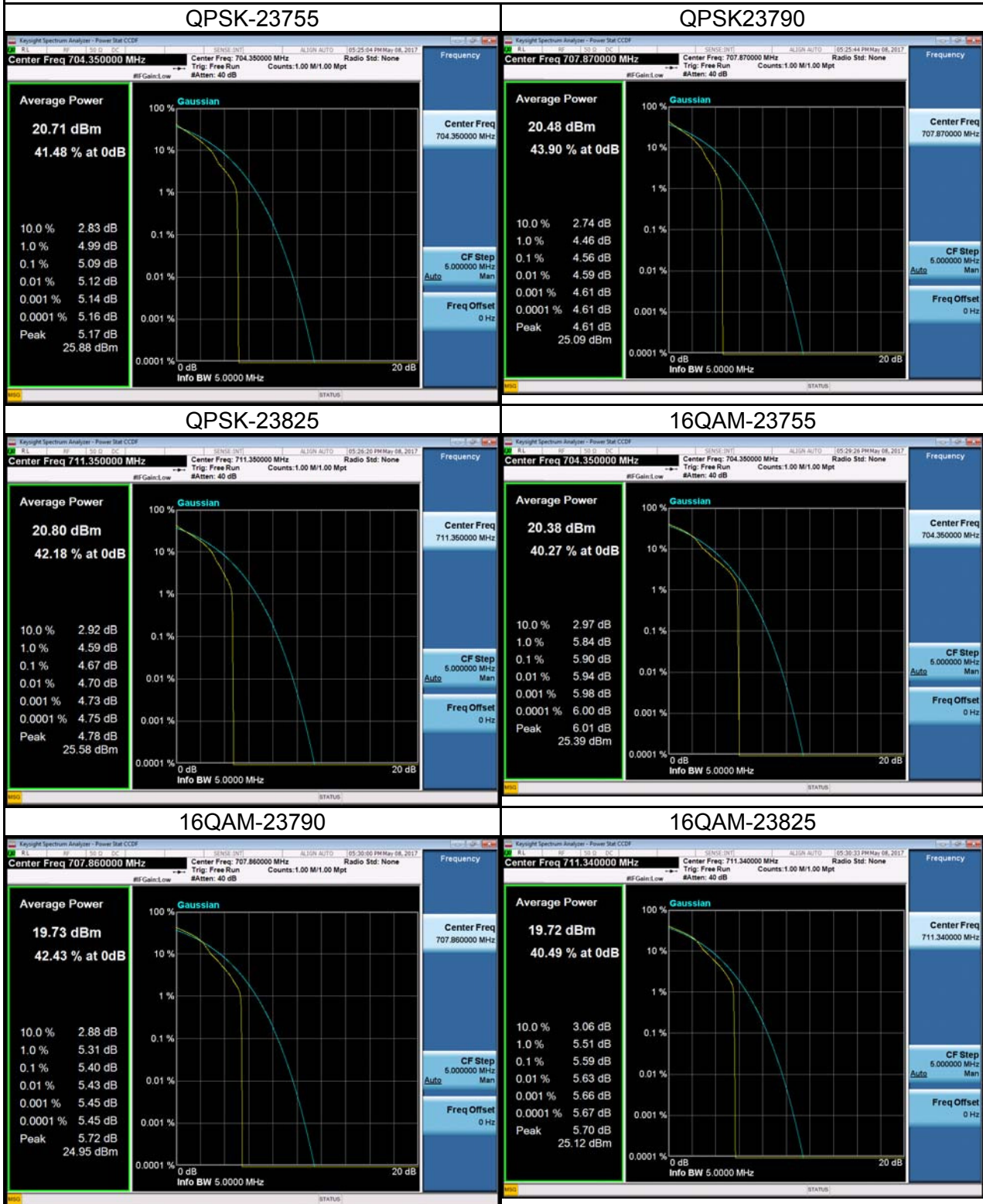
LTE Band 12 Spectrum Plot_5M



LTE Band 12 Spectrum Plot_10M



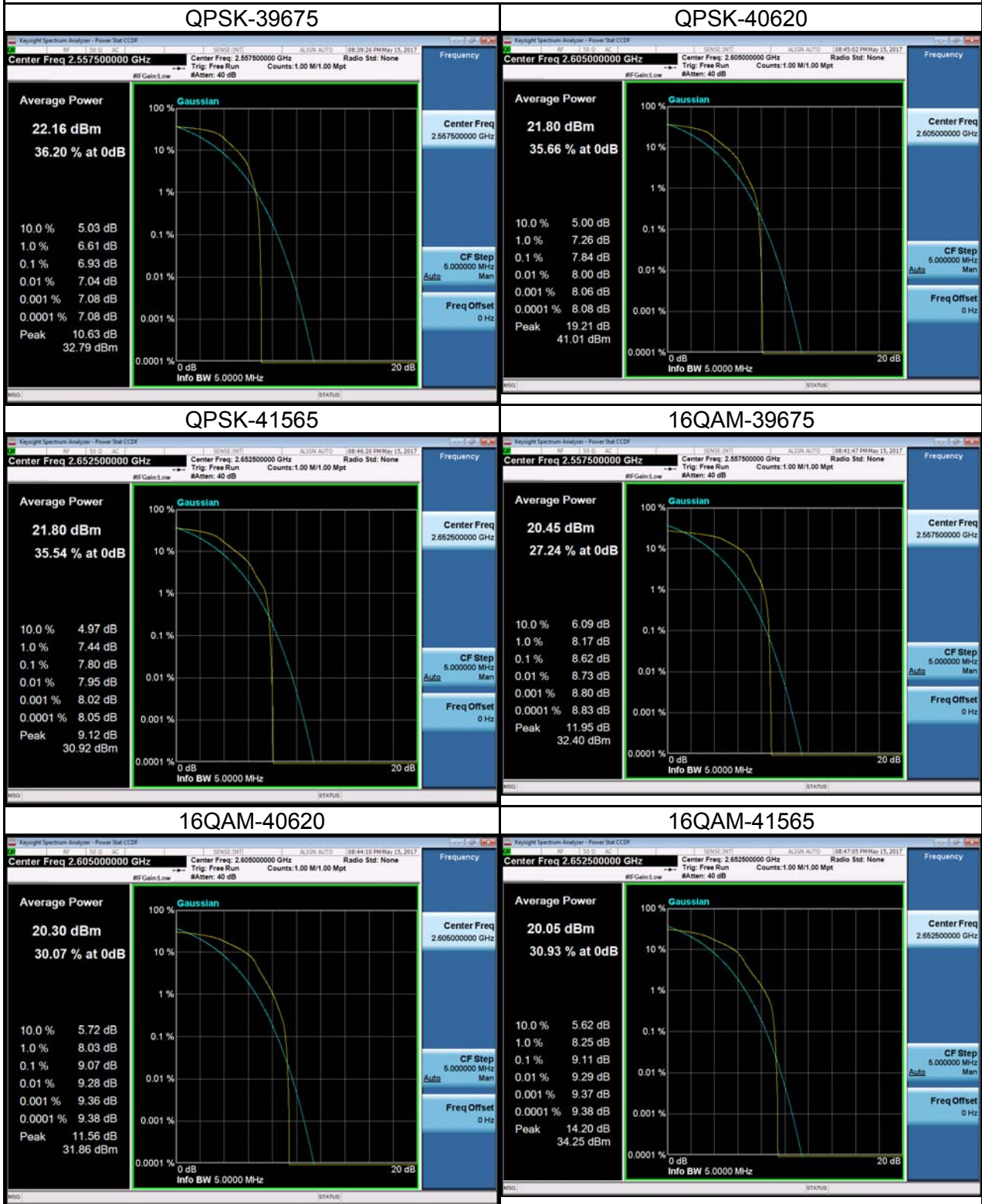
LTE Band 17 Spectrum Plot_5M



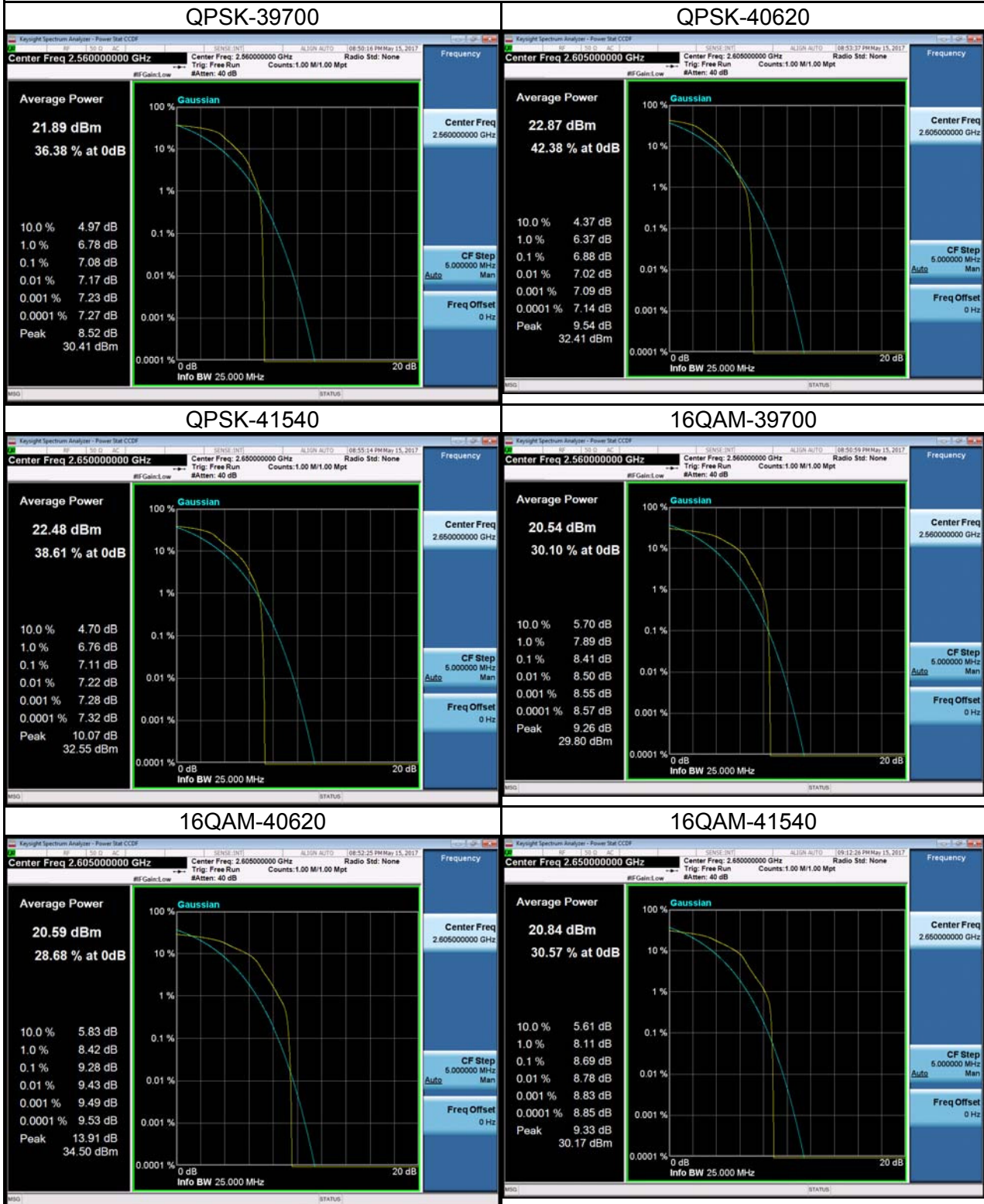
LTE Band 17 Spectrum Plot_10M



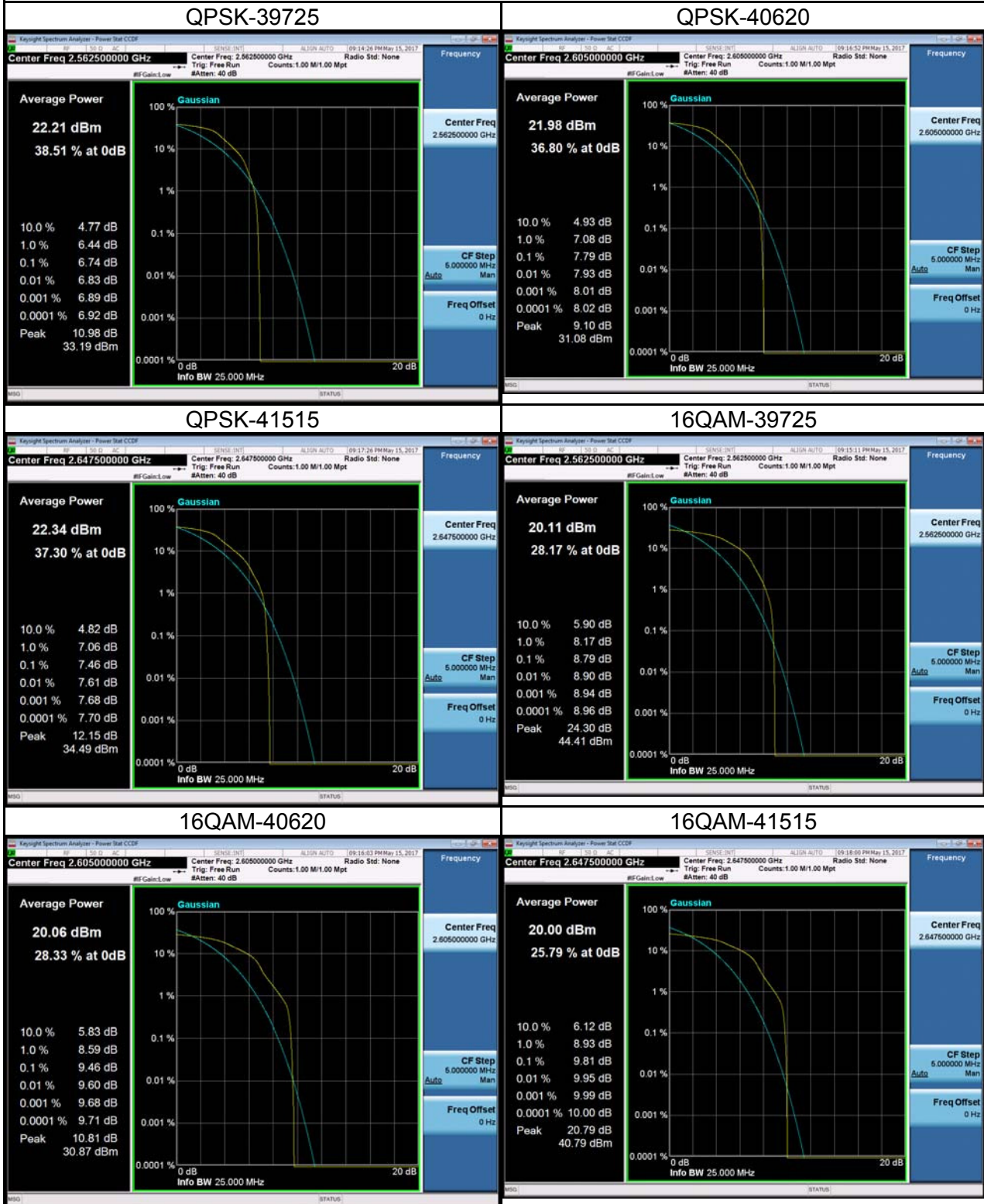
LTE Band 41 Spectrum Plot_5M



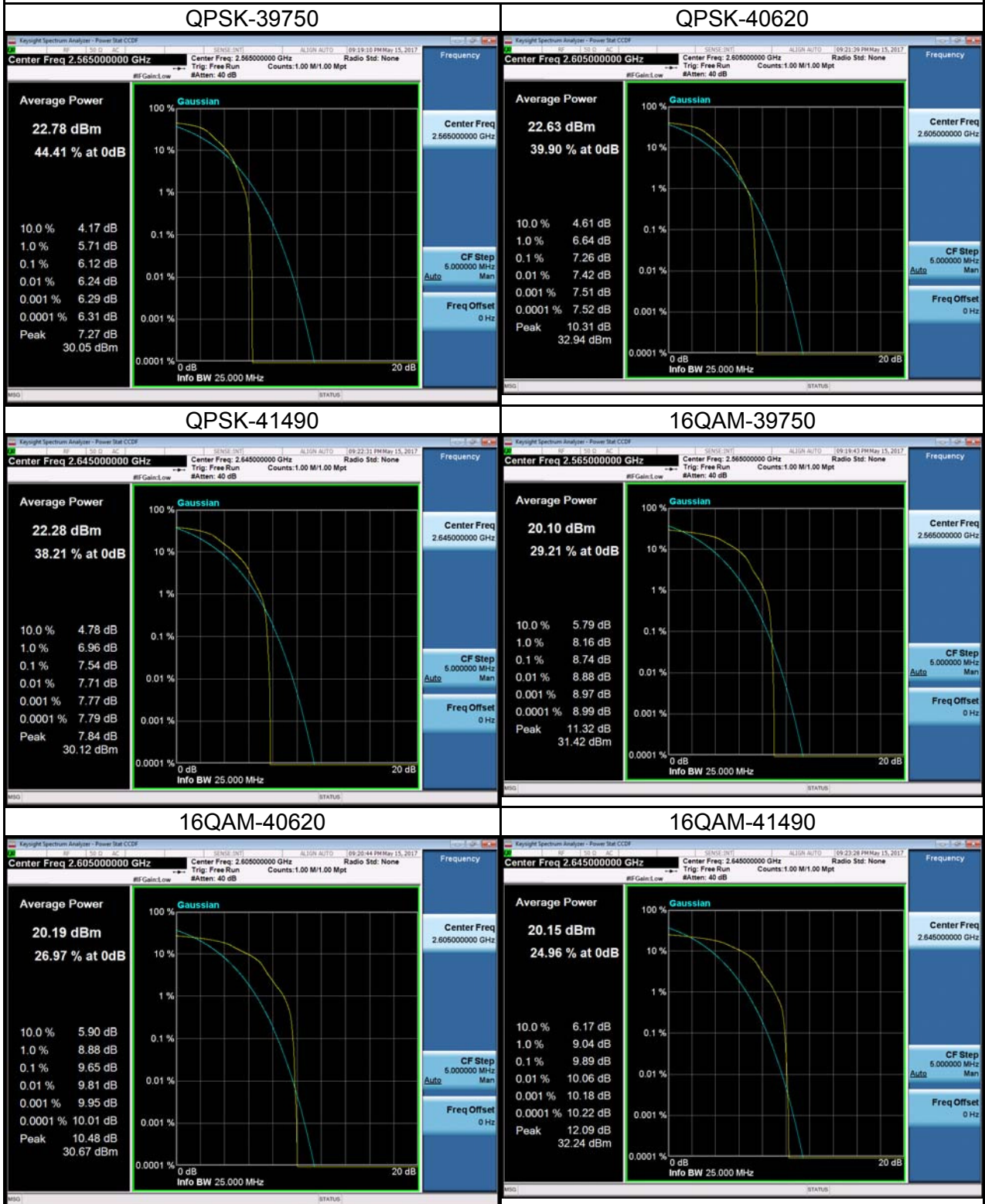
LTE Band 41 Spectrum Plot_10M



LTE Band 41 Spectrum Plot_15M



LTE Band 41 Spectrum Plot_20M



ATTACHMENT G - FREQUENCY STABILITY

Test Mode:	WCDMA Band 4_CH1413
------------	---------------------

Temperature vs. Frequency Stability

Temperature(°C)	Frequency Error (Hz)	Frequency Error (ppm)	Limit(ppm)
0	7.59	0.0043807	2.5
5	6.29	0.003630382	2.5
10	7.37	0.004253723	2.5
15	6.18	0.003566894	2.5
20	5.97	0.003445689	2.5
25	7.99	0.004611566	2.5
30	6.37	0.003676555	2.5
35	8.13	0.00469237	2.5
Max. Deviation (ppm)	8.13	0.00469237	2.5

Voltage vs. Frequency Stability

Voltage(Volts)	Frequency Error (Hz)	Frequency Error (ppm)	Limit(ppm)
Low	6.49	0.003745816	2.5
Middle	7.46	0.004305668	2.5
High	8.31	0.00479626	2.5
Max. Deviation (ppm)	8.31	0.00479626	2.5

Test Mode:	LTE Band 4_CH20175_1.4M
------------	-------------------------

Temperature vs. Frequency Stability

Temperature(°C)	Frequency Error (Hz)	Frequency Error (ppm)	Limit(ppm)
0	5.16	0.002978355	2.5
5	-4.36	0.002516595	2.5
10	5.17	0.002984127	2.5
15	-3.73	0.002152958	2.5
20	-5.79	0.003341991	2.5
25	6.18	0.0035671	2.5
30	-4.26	0.002458874	2.5
35	5.31	0.003064935	2.5
Max. Deviation (ppm)	6.18	0.0035671	2.5

Voltage vs. Frequency Stability

Voltage(Volts)	Frequency Error (Hz)	Frequency Error (ppm)	Limit(ppm)
Low	-4.31	0.002487734	2.5
Middle	3.78	0.002181818	2.5
High	5.47	0.003157287	2.5
Max. Deviation (ppm)	5.47	0.003157287	2.5

Test Mode:	LTE Band 4_CH20175_3M
------------	-----------------------

Temperature vs. Frequency Stability

Temperature(°C)	Frequency Error (Hz)	Frequency Error (ppm)	Limit(ppm)
0	5.46	0.003151515	2.5
5	-4.28	0.002470418	2.5
10	-5.17	0.002984127	2.5
15	5.11	0.002949495	2.5
20	-3.97	0.002291486	2.5
25	5.13	0.002961039	2.5
30	-4.06	0.002343434	2.5
35	4.13	0.002383838	2.5
Max. Deviation (ppm)	5.46	0.003151515	2.5

Voltage vs. Frequency Stability

Voltage(Volts)	Frequency Error (Hz)	Frequency Error (ppm)	Limit(ppm)
Low	6.13	0.00353824	2.5
Middle	-5.24	0.003024531	2.5
High	4.62	0.002666667	2.5
Max. Deviation (ppm)	6.13	0.00353824	2.5

Test Mode:	LTE Band 4_CH20175_5M
------------	-----------------------

Temperature vs. Frequency Stability

Temperature(°C)	Frequency Error (Hz)	Frequency Error (ppm)	Limit(ppm)
0	4.16	0.002401154	2.5
5	5.43	0.003134199	2.5
10	-4.31	0.002487734	2.5
15	-3.97	0.002291486	2.5
20	4.18	0.002412698	2.5
25	-3.79	0.00218759	2.5
30	4.12	0.002378066	2.5
35	5.84	0.003370851	2.5
Max. Deviation (ppm)	5.84	0.003370851	2.5

Voltage vs. Frequency Stability

Voltage(Volts)	Frequency Error (Hz)	Frequency Error (ppm)	Limit(ppm)
Low	-3.79	0.00218759	2.5
Middle	5.48	0.003163059	2.5
High	-4.33	0.002499278	2.5
Max. Deviation (ppm)	5.48	0.003163059	2.5

Test Mode:	LTE Band 4_CH20175_10M
------------	------------------------

Temperature vs. Frequency Stability

Temperature(°C)	Frequency Error (Hz)	Frequency Error (ppm)	Limit(ppm)
0	6.13	0.00353824	2.5
5	-4.46	0.002574315	2.5
10	-5.07	0.002926407	2.5
15	4.21	0.002430014	2.5
20	-6.18	0.0035671	2.5
25	5.07	0.002926407	2.5
30	4.73	0.002730159	2.5
35	-5.51	0.003180375	2.5
Max. Deviation (ppm)	6.18	0.0035671	2.5

Voltage vs. Frequency Stability

Voltage(Volts)	Frequency Error (Hz)	Frequency Error (ppm)	Limit(ppm)
Low	5.41	0.003122655	2.5
Middle	-4.25	0.002453102	2.5
High	4.39	0.002533911	2.5
Max. Deviation (ppm)	5.41	0.003122655	2.5

Test Mode:	LTE Band 4_CH20175_15M
------------	------------------------

Temperature vs. Frequency Stability

Temperature(°C)	Frequency Error (Hz)	Frequency Error (ppm)	Limit(ppm)
0	4.07	0.002349206	2.5
5	6.15	0.003549784	2.5
10	-4.03	0.002326118	2.5
15	5.17	0.002984127	2.5
20	3.79	0.00218759	2.5
25	-4.18	0.002412698	2.5
30	5.01	0.002891775	2.5
35	-4.92	0.002839827	2.5
Max. Deviation (ppm)	6.15	0.003549784	2.5

Voltage vs. Frequency Stability

Voltage(Volts)	Frequency Error (Hz)	Frequency Error (ppm)	Limit(ppm)
Low	5.42	0.003128427	2.5
Middle	4.67	0.002695527	2.5
High	-7.16	0.004132756	2.5
Max. Deviation (ppm)	7.16	0.004132756	2.5

Test Mode:	LTE Band 4_CH20175_20M
------------	------------------------

Temperature vs. Frequency Stability

Temperature(°C)	Frequency Error (Hz)	Frequency Error (ppm)	Limit(ppm)
0	5.73	0.003307359	2.5
5	-6.15	0.003549784	2.5
10	4.71	0.002718615	2.5
15	3.77	0.002176046	2.5
20	5.05	0.002914863	2.5
25	-2.99	0.00172583	2.5
30	4.18	0.002412698	2.5
35	-5.31	0.003064935	2.5
Max. Deviation (ppm)	6.15	0.003549784	2.5

Voltage vs. Frequency Stability

Voltage(Volts)	Frequency Error (Hz)	Frequency Error (ppm)	Limit(ppm)
Low	4.04	0.00233189	2.5
Middle	-5.62	0.003243867	2.5
High	4.18	0.002412698	2.5
Max. Deviation (ppm)	5.62	0.003243867	2.5

Test Mode:	LTE Band 7_CH21100_5M
------------	-----------------------

Temperature vs. Frequency Stability

Temperature(°C)	Frequency Error (Hz)	Frequency Error (ppm)	Limit(ppm)
0	-5.16	0.002035503	2.5
5	4.31	0.001700197	2.5
10	-5.25	0.002071006	2.5
15	-3.78	0.001491124	2.5
20	4.17	0.00164497	2.5
25	5.19	0.002047337	2.5
30	-4.21	0.00166075	2.5
35	3.77	0.001487179	2.5
Max. Deviation (ppm)	5.25	0.002071006	2.5

Voltage vs. Frequency Stability

Voltage(Volts)	Frequency Error (Hz)	Frequency Error (ppm)	Limit(ppm)
Low	4.31	0.001700197	2.5
Middle	-3.97	0.001566075	2.5
High	5.12	0.002019724	2.5
Max. Deviation (ppm)	5.12	0.002019724	2.5

Test Mode:	LTE Band 7_CH21100_10M
------------	------------------------

Temperature vs. Frequency Stability

Temperature(°C)	Frequency Error (Hz)	Frequency Error (ppm)	Limit(ppm)
0	4.15	0.001637081	2.5
5	3.92	0.001546351	2.5
10	5.24	0.002067061	2.5
15	-4.39	0.001731755	2.5
20	5.13	0.002023669	2.5
25	4.13	0.001629191	2.5
30	-2.81	0.001108481	2.5
35	-4.76	0.001877712	2.5
Max. Deviation (ppm)	5.24	0.002067061	2.5

Voltage vs. Frequency Stability

Voltage(Volts)	Frequency Error (Hz)	Frequency Error (ppm)	Limit(ppm)
Low	-3.77	0.001487179	2.5
Middle	4.12	0.001625247	2.5
High	-4.18	0.001648915	2.5
Max. Deviation (ppm)	4.18	0.001648915	2.5

Test Mode:	LTE Band 7_CH21100_15M
------------	------------------------

Temperature vs. Frequency Stability

Temperature(°C)	Frequency Error (Hz)	Frequency Error (ppm)	Limit(ppm)
0	5.76	0.002272189	2.5
5	-6.15	0.002426036	2.5
10	4.21	0.00166075	2.5
15	-5.46	0.002153846	2.5
20	3.16	0.001246548	2.5
25	-4.24	0.001672584	2.5
30	3.97	0.001566075	2.5
35	6.11	0.002410256	2.5
Max. Deviation (ppm)	6.15	0.002426036	2.5

Voltage vs. Frequency Stability

Voltage(Volts)	Frequency Error (Hz)	Frequency Error (ppm)	Limit(ppm)
Low	5.04	0.001988166	2.5
Middle	4.16	0.001641026	2.5
High	4.62	0.001822485	2.5
Max. Deviation (ppm)	5.04	0.001988166	2.5

Test Mode:	LTE Band 7_CH21100_20M
------------	------------------------

Temperature vs. Frequency Stability

Temperature(°C)	Frequency Error (Hz)	Frequency Error (ppm)	Limit(ppm)
0	-4.08	0.001609467	2.5
5	5.31	0.002094675	2.5
10	4.28	0.001688363	2.5
15	-2.58	0.001017751	2.5
20	-3.79	0.001495069	2.5
25	4.53	0.001786982	2.5
30	5.07	0.002	2.5
35	-4.16	0.001641026	2.5
Max. Deviation (ppm)	5.31	0.002094675	2.5

Voltage vs. Frequency Stability

Voltage(Volts)	Frequency Error (Hz)	Frequency Error (ppm)	Limit(ppm)
Low	-4.92	0.001940828	2.5
Middle	-3.49	0.001376726	2.5
High	4.32	0.001704142	2.5
Max. Deviation (ppm)	4.92	0.001940828	2.5

Test Mode:	LTE Band 12_CH23095_1.4M
------------	--------------------------

Temperature vs. Frequency Stability

Temperature(°C)	Frequency Error (Hz)	Frequency Error (ppm)	Limit(ppm)
0	-4.22	0.005964664	2.5
5	3.79	0.00535689	2.5
10	-5.04	0.007123675	2.5
15	3.77	0.005328622	2.5
20	4.05	0.005724382	2.5
25	-3.49	0.004932862	2.5
30	-4.18	0.005908127	2.5
35	3.48	0.004918728	2.5
Max. Deviation (ppm)	5.04	0.007123675	2.5

Voltage vs. Frequency Stability

Voltage(Volts)	Frequency Error (Hz)	Frequency Error (ppm)	Limit(ppm)
Low	4.69	0.006628975	2.5
Middle	-5.14	0.007265018	2.5
High	3.76	0.005314488	2.5
Max. Deviation (ppm)	5.14	0.007265018	2.5

Test Mode:	LTE Band 12_CH23095_3M
------------	------------------------

Temperature vs. Frequency Stability

Temperature(°C)	Frequency Error (Hz)	Frequency Error (ppm)	Limit(ppm)
0	5.12	0.007236749	2.5
5	-4.16	0.005879859	2.5
10	3.95	0.005583039	2.5
15	4.06	0.005738516	2.5
20	-2.46	0.003477032	2.5
25	3.11	0.00439576	2.5
30	-5.46	0.007717314	2.5
35	-4.18	0.005908127	2.5
Max. Deviation (ppm)	5.46	0.007717314	2.5

Voltage vs. Frequency Stability

Voltage(Volts)	Frequency Error (Hz)	Frequency Error (ppm)	Limit(ppm)
Low	-4.38	0.006190813	2.5
Middle	3.16	0.004466431	2.5
High	5.19	0.007335689	2.5
Max. Deviation (ppm)	5.19	0.007335689	2.5

Test Mode:	LTE Band 12_CH23095_5M
------------	------------------------

Temperature vs. Frequency Stability

Temperature(°C)	Frequency Error (Hz)	Frequency Error (ppm)	Limit(ppm)
0	-3.79	0.00535689	2.5
5	5.16	0.007293286	2.5
10	-4.16	0.005879859	2.5
15	3.43	0.004848057	2.5
20	4.16	0.005879859	2.5
25	-2.97	0.00419788	2.5
30	-3.46	0.004890459	2.5
35	5.31	0.0075053	2.5
Max. Deviation (ppm)	5.31	0.0075053	2.5

Voltage vs. Frequency Stability

Voltage(Volts)	Frequency Error (Hz)	Frequency Error (ppm)	Limit(ppm)
Low	4.16	0.005879859	2.5
Middle	-5.06	0.007151943	2.5
High	-3.49	0.004932862	2.5
Max. Deviation (ppm)	5.06	0.007151943	2.5

Test Mode:	LTE Band 12_CH23095_10M
------------	-------------------------

Temperature vs. Frequency Stability

Temperature(°C)	Frequency Error (Hz)	Frequency Error (ppm)	Limit(ppm)
0	5.77	0.008155477	2.5
5	-4.67	0.006600707	2.5
10	5.10	0.007208481	2.5
15	-4.61	0.006515901	2.5
20	-3.76	0.005314488	2.5
25	2.65	0.003745583	2.5
30	-4.73	0.006685512	2.5
35	-3.27	0.004621908	2.5
Max. Deviation (ppm)	5.77	0.008155477	2.5

Voltage vs. Frequency Stability

Voltage(Volts)	Frequency Error (Hz)	Frequency Error (ppm)	Limit(ppm)
Low	4.73	0.006685512	2.5
Middle	-3.18	0.0044947	2.5
High	4.62	0.006530035	2.5
Max. Deviation (ppm)	4.73	0.006685512	2.5

Test Mode:	LTE Band 17_CH23790_5M
------------	------------------------

Temperature vs. Frequency Stability

Temperature(°C)	Frequency Error (Hz)	Frequency Error (ppm)	Limit(ppm)
0	-5.49	0.007732394	2.5
5	4.16	0.005859155	2.5
10	-3.76	0.005295775	2.5
15	5.11	0.007197183	2.5
20	3.13	0.004408451	2.5
25	-2.16	0.003042254	2.5
30	4.25	0.005985915	2.5
35	4.72	0.006647887	2.5
Max. Deviation (ppm)	5.49	0.007732394	2.5

Voltage vs. Frequency Stability

Voltage(Volts)	Frequency Error (Hz)	Frequency Error (ppm)	Limit(ppm)
Low	6.43	0.009056338	2.5
Middle	-4.31	0.006070423	2.5
High	5.17	0.00728169	2.5
Max. Deviation (ppm)	6.43	0.009056338	2.5

Test Mode:	LTE Band 17_CH23790_10M
------------	-------------------------

Temperature vs. Frequency Stability

Temperature(°C)	Frequency Error (Hz)	Frequency Error (ppm)	Limit(ppm)
0	4.72	0.006647887	2.5
5	-5.13	0.007225352	2.5
10	3.74	0.005267606	2.5
15	-4.05	0.005704225	2.5
20	5.17	0.00728169	2.5
25	3.16	0.004450704	2.5
30	-4.71	0.006633803	2.5
35	5.64	0.007943662	2.5
Max. Deviation (ppm)	5.64	0.007943662	2.5

Voltage vs. Frequency Stability

Voltage(Volts)	Frequency Error (Hz)	Frequency Error (ppm)	Limit(ppm)
Low	-4.24	0.005971831	2.5
Middle	5.18	0.007295775	2.5
High	4.24	0.005971831	2.5
Max. Deviation (ppm)	5.18	0.007295775	2.5

Test Mode:	LTE Band 41_CH40620_5M
------------	------------------------

Temperature vs. Frequency Stability

Temperature(°C)	Frequency Error (Hz)	Frequency Error (ppm)	Limit(ppm)
0	-4.76	0.001827255	2.5
5	5.13	0.00196929	2.5
10	-4.44	0.001704415	2.5
15	-3.17	0.001216891	2.5
20	5.07	0.001946257	2.5
25	4.36	0.001673704	2.5
30	-4.37	0.001677543	2.5
35	5.27	0.002023033	2.5
Max. Deviation (ppm)	5.27	0.002023033	2.5

Voltage vs. Frequency Stability

Voltage(Volts)	Frequency Error (Hz)	Frequency Error (ppm)	Limit(ppm)
Low	-5.37	0.00206142	2.5
Middle	4.76	0.001827255	2.5
High	6.18	0.002372361	2.5
Max. Deviation (ppm)	6.18	0.002372361	2.5

Test Mode:	LTE Band 41_CH40620_10M
------------	-------------------------

Temperature vs. Frequency Stability

Temperature(°C)	Frequency Error (Hz)	Frequency Error (ppm)	Limit(ppm)
0	5.11	0.001961612	2.5
5	-4.09	0.001570058	2.5
10	4.73	0.001815739	2.5
15	-3.76	0.001443378	2.5
20	5.17	0.001984645	2.5
25	4.76	0.001827255	2.5
30	-6.24	0.002395393	2.5
35	-4.32	0.001658349	2.5
Max. Deviation (ppm)	6.24	0.002395393	2.5

Voltage vs. Frequency Stability

Voltage(Volts)	Frequency Error (Hz)	Frequency Error (ppm)	Limit(ppm)
Low	5.33	0.002046065	2.5
Middle	-5.79	0.002222649	2.5
High	7.17	0.002752399	2.5
Max. Deviation (ppm)	7.17	0.002752399	2.5

Test Mode:	LTE Band 41_CH40620_15M
------------	-------------------------

Temperature vs. Frequency Stability

Temperature(°C)	Frequency Error (Hz)	Frequency Error (ppm)	Limit(ppm)
0	-4.31	0.001654511	2.5
5	5.16	0.001980806	2.5
10	-4.32	0.001658349	2.5
15	-2.96	0.001136276	2.5
20	4.17	0.001600768	2.5
25	5.21	0.002	2.5
30	3.76	0.001443378	2.5
35	-5.34	0.002049904	2.5
Max. Deviation (ppm)	5.34	0.002049904	2.5

Voltage vs. Frequency Stability

Voltage(Volts)	Frequency Error (Hz)	Frequency Error (ppm)	Limit(ppm)
Low	-4.65	0.001785029	2.5
Middle	5.13	0.00196929	2.5
High	-4.75	0.001823417	2.5
Max. Deviation (ppm)	5.13	0.00196929	2.5

Test Mode:	LTE Band 41_CH40620_20M
------------	-------------------------

Temperature vs. Frequency Stability

Temperature(°C)	Frequency Error (Hz)	Frequency Error (ppm)	Limit(ppm)
0	3.69	0.001416507	2.5
5	-5.37	0.00206142	2.5
10	4.62	0.001773512	2.5
15	-3.73	0.001431862	2.5
20	5.34	0.002049904	2.5
25	-4.06	0.001558541	2.5
30	3.76	0.001443378	2.5
35	-6.13	0.002353167	2.5
Max. Deviation (ppm)	6.13	0.002353167	2.5

Voltage vs. Frequency Stability

Voltage(Volts)	Frequency Error (Hz)	Frequency Error (ppm)	Limit(ppm)
Low	6.73	0.002583493	2.5
Middle	-5.13	0.00196929	2.5
High	4.11	0.001577735	2.5
Max. Deviation (ppm)	6.73	0.002583493	2.5