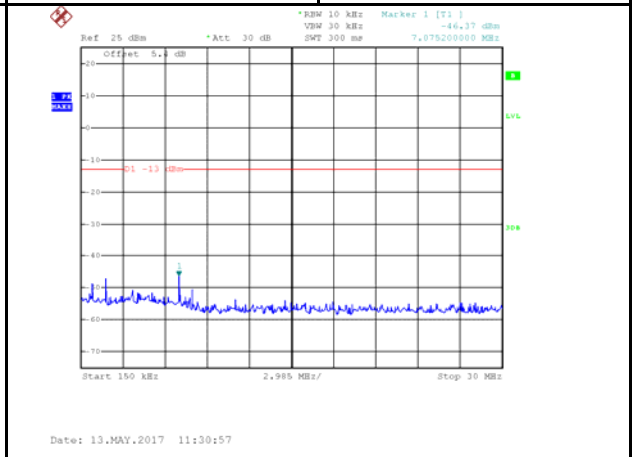
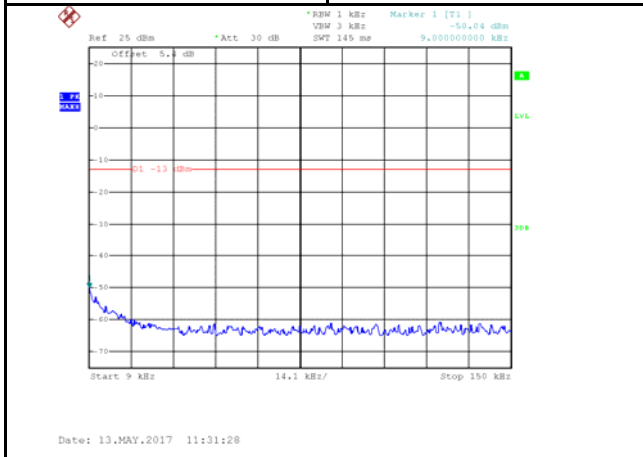
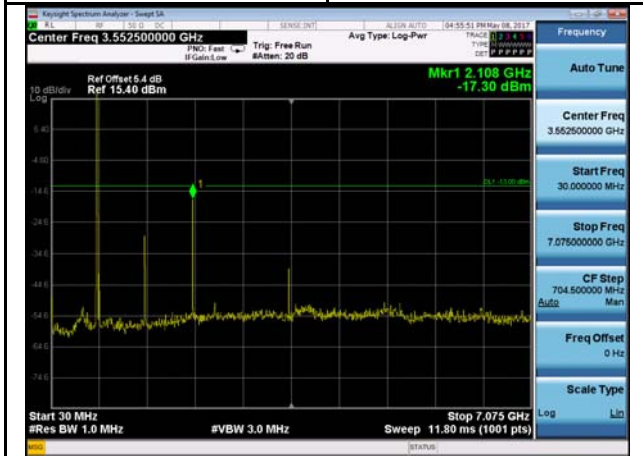


**LTE Band 12\_10M**

Channel	Frequency(MHz)	Channel	Frequency(MHz)
23095	707.5	23095	707.5



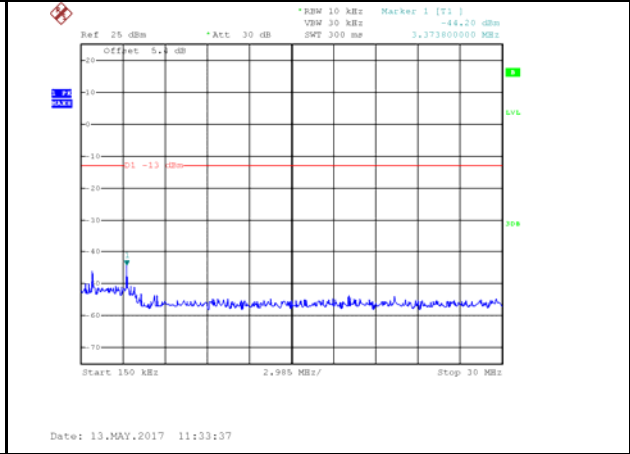
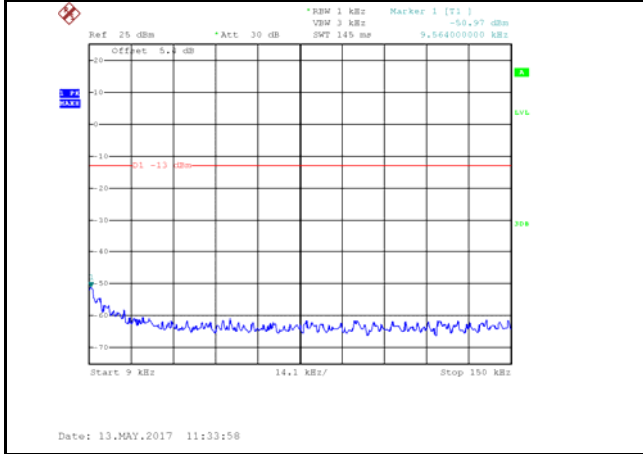
Channel	Frequency(MHz)	-	-
23095	707.5	-	-



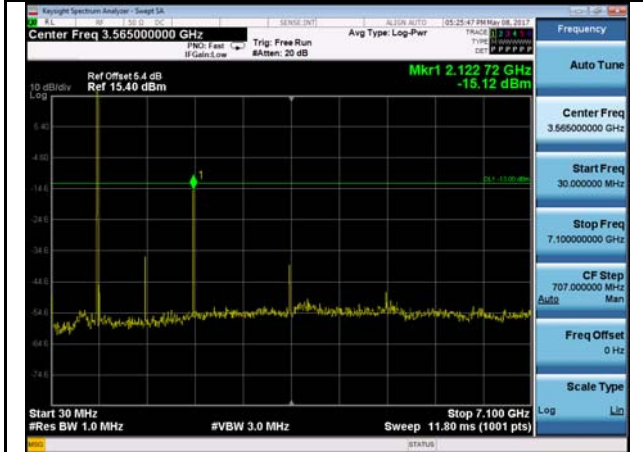
--	--	--	--

**LTE Band 17\_5M**

Channel	Frequency(MHz)	Channel	Frequency(MHz)
23790	710.0	23790	710.0



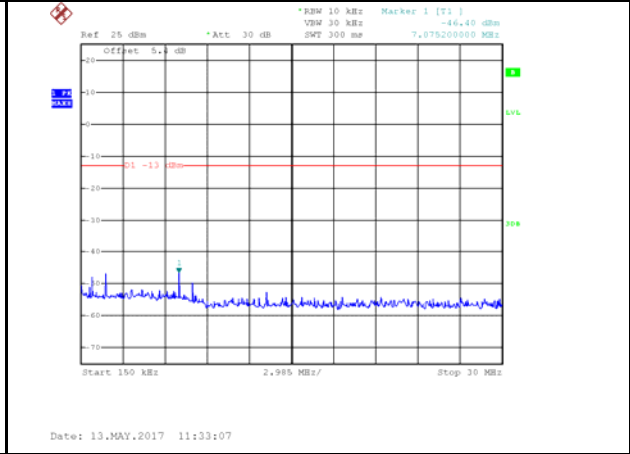
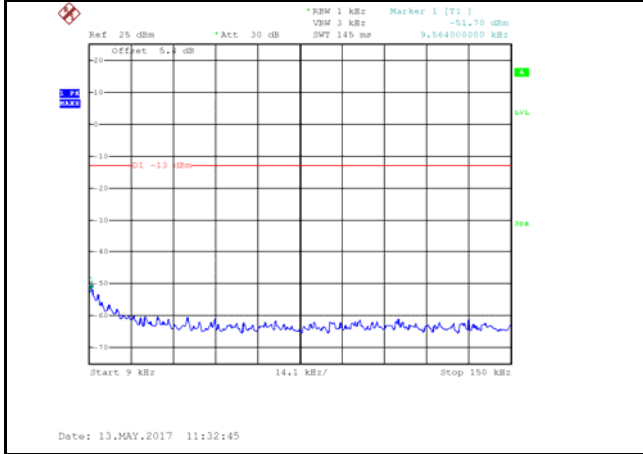
Channel	Frequency(MHz)	-	-
23790	710.0	-	-



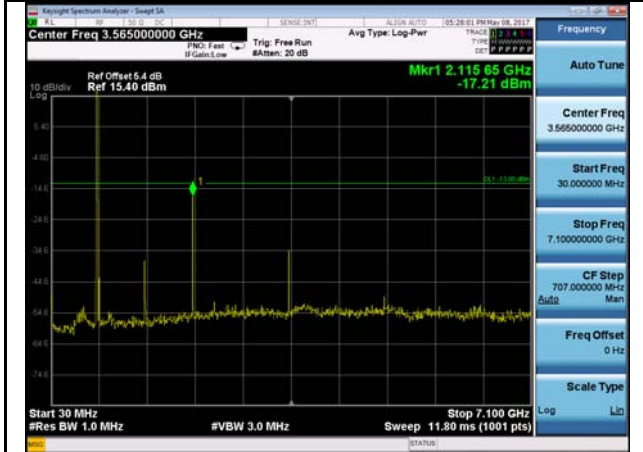
-	
---	--

LTE Band 17\_10M

Channel	Frequency(MHz)	Channel	Frequency(MHz)
23790	710.0	23790	710.0



Channel	Frequency(MHz)	-	-
23790	710.0	-	-

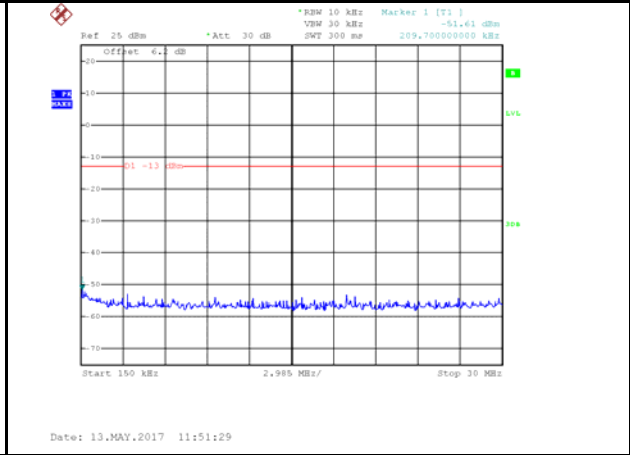
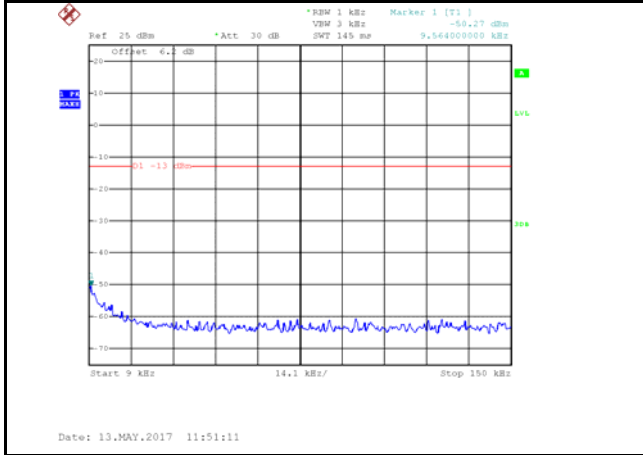


	-
	-


LTE Band 41_5M			
Channel	Frequency(MHz)	Channel	Frequency(MHz)
39675	2498.5	40620	2593.0
Date: 13.MAY.2017 11:50:33		Date: 13.MAY.2017 11:50:11	
Channel	Frequency(MHz)	-	-
41565	2687.5	-	-

LTE Band 41\_10M

Channel	Frequency(MHz)	Channel	Frequency(MHz)
39700	2501.0	40620	2593.0



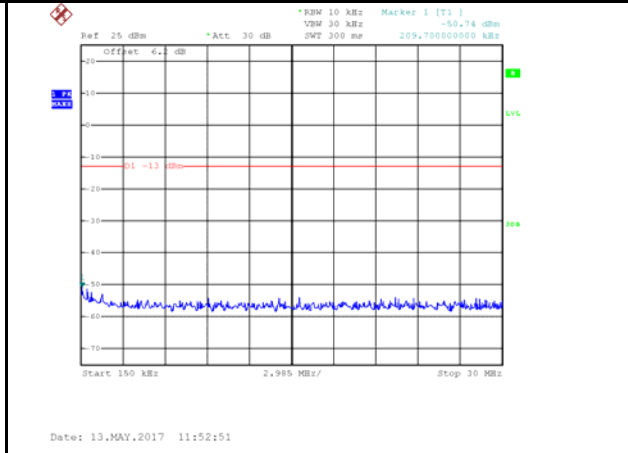
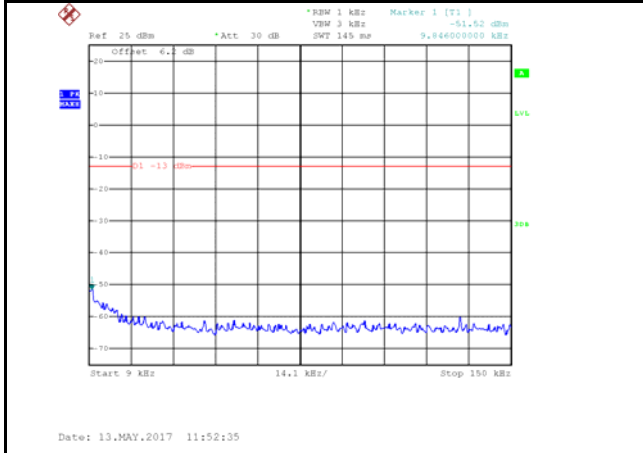
Channel	Frequency(MHz)	Channel	Frequency(MHz)
41540	2685.0	-	-




LTE Band 41_15M			
Channel	Frequency(MHz)	Channel	Frequency(MHz)
39725	2503.5	40620	2593.0
Date: 13.MAY.2017 11:52:09		Date: 13.MAY.2017 11:51:45	
Channel	Frequency(MHz)	-	-
41515	2682.5	-	-

LTE Band 41\_20M

Channel	Frequency(MHz)	Channel	Frequency(MHz)
39750	2506.0	40620	2593.0



Channel	Frequency(MHz)	Channel	Frequency(MHz)
41490	2680.0	-	-

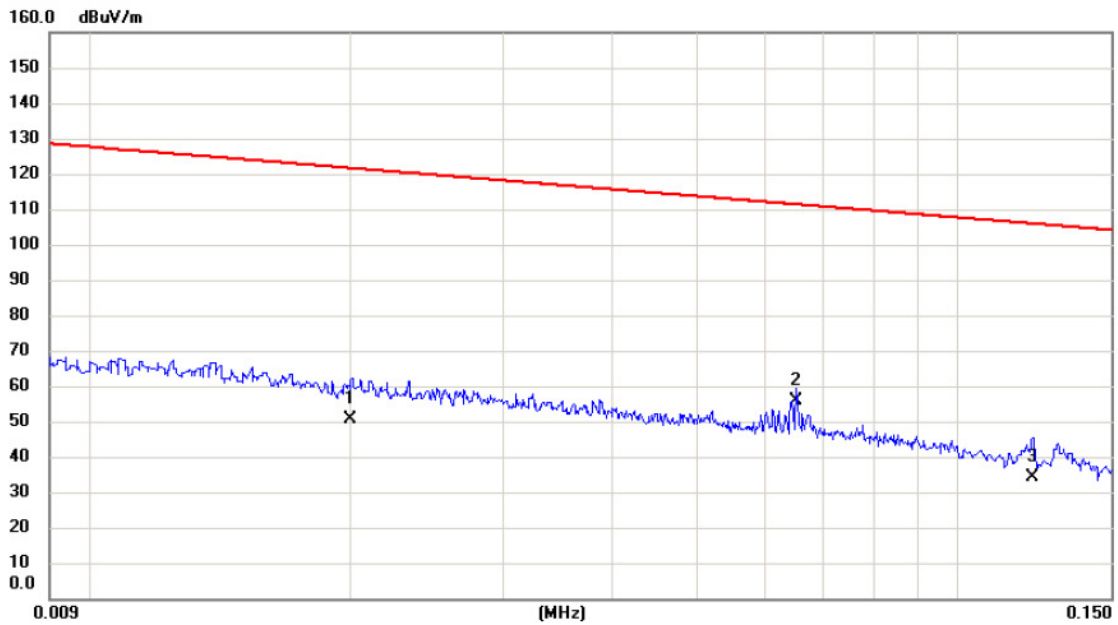


## ATTACHMENT D - RADIATED EMISSION



Test Mode: TX Mode (Adapter: PHITEK)

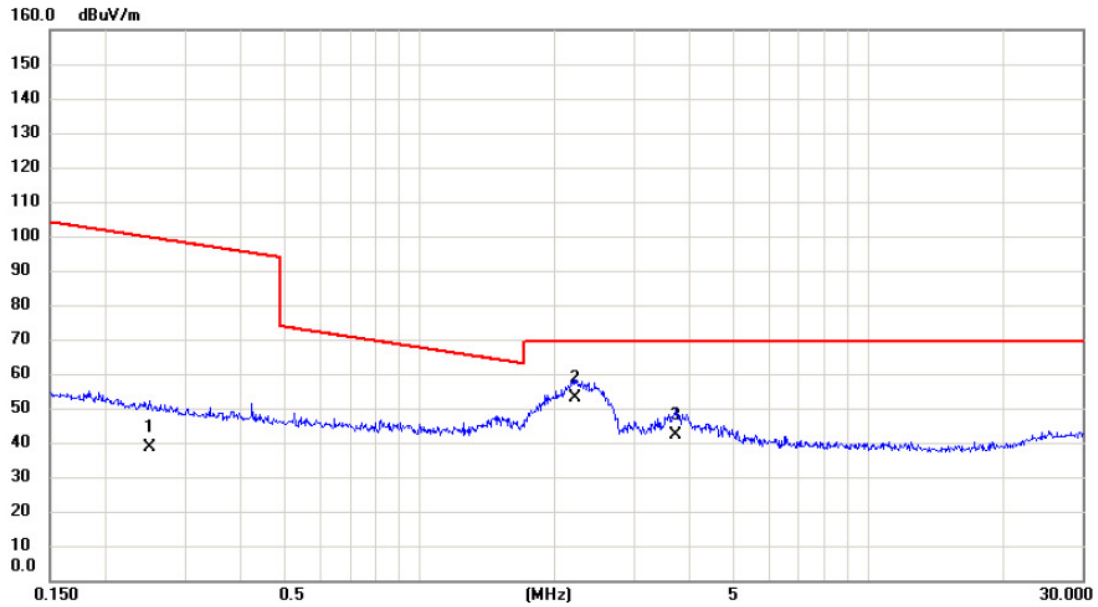
Ant 0°



No.	Mk.	Freq. MHz	Reading Level dBuV	Correct Factor dB	Measure- ment dBuV/m	Limit dBuV/m	Margin dB	Detector	Comment
1		0.0200	30.80	19.62	50.42	121.58	-71.16	AVG	
2	*	0.0652	37.30	18.43	55.73	111.32	-55.59	AVG	
3		0.1218	16.80	17.32	34.12	105.89	-71.77	AVG	

Test Mode: TX Mode (Adapter: PHITEK)

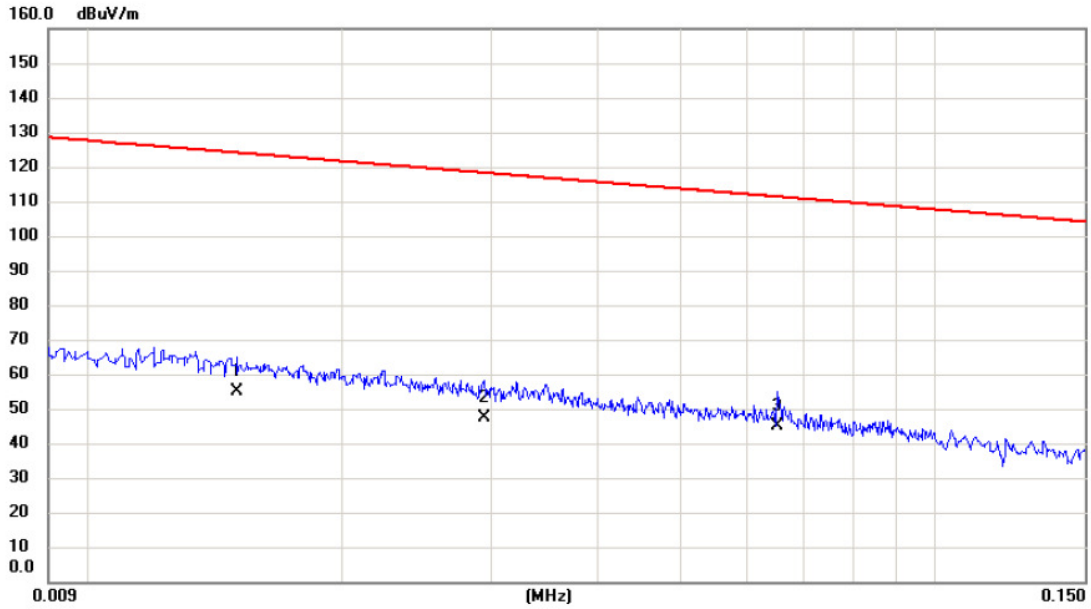
Ant 0°



No.	Mk.	Freq.	Reading Level	Correct Factor	Measurement	Limit	Margin	Detector	Comment
		MHz	dBuV	dB	dBuV/m	dBuV/m	dB		
1		0.2508	22.10	16.65	38.75	99.62	-60.87	AVG	
2	*	2.2250	37.70	15.44	53.14	69.54	-16.40	QP	
3		3.7198	27.30	15.03	42.33	69.54	-27.21	QP	

Test Mode: TX Mode (Adapter: PHITEK)

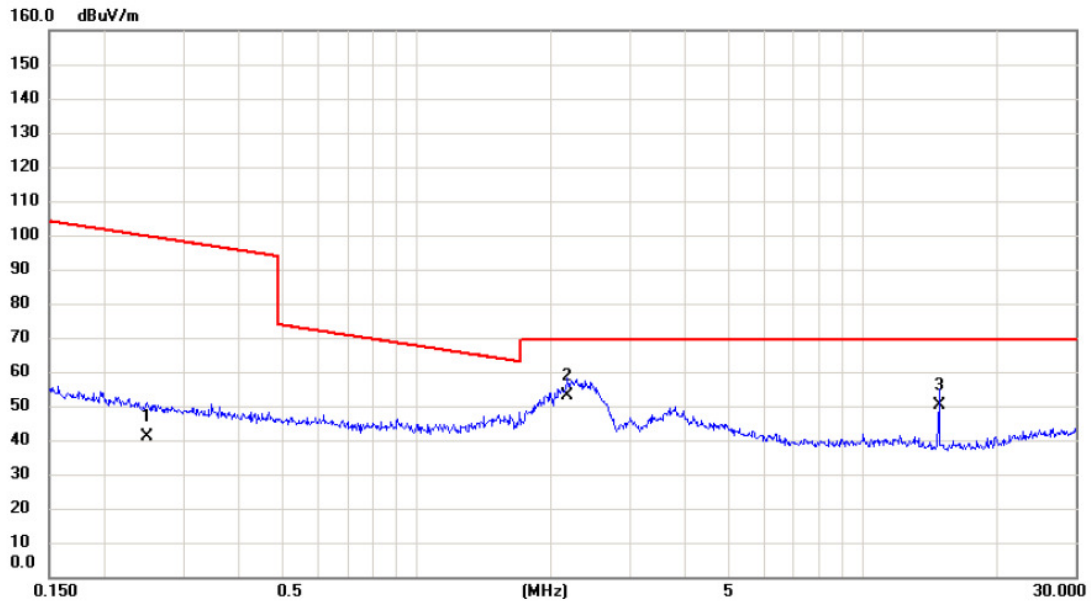
Ant 90°



No.	Mk.	Freq. MHz	Reading Level dBuV	Correct Factor dB	Measure- ment dBuV/m	Limit dBuV/m	Margin dB	Detector	Comment
1		0.0150	34.65	20.27	54.92	124.08	-69.16	AVG	
2		0.0294	28.03	19.34	47.37	118.24	-70.87	AVG	
3	*	0.0652	26.77	18.43	45.20	111.32	-66.12	AVG	

Test Mode: TX Mode (Adapter: PHITEK)

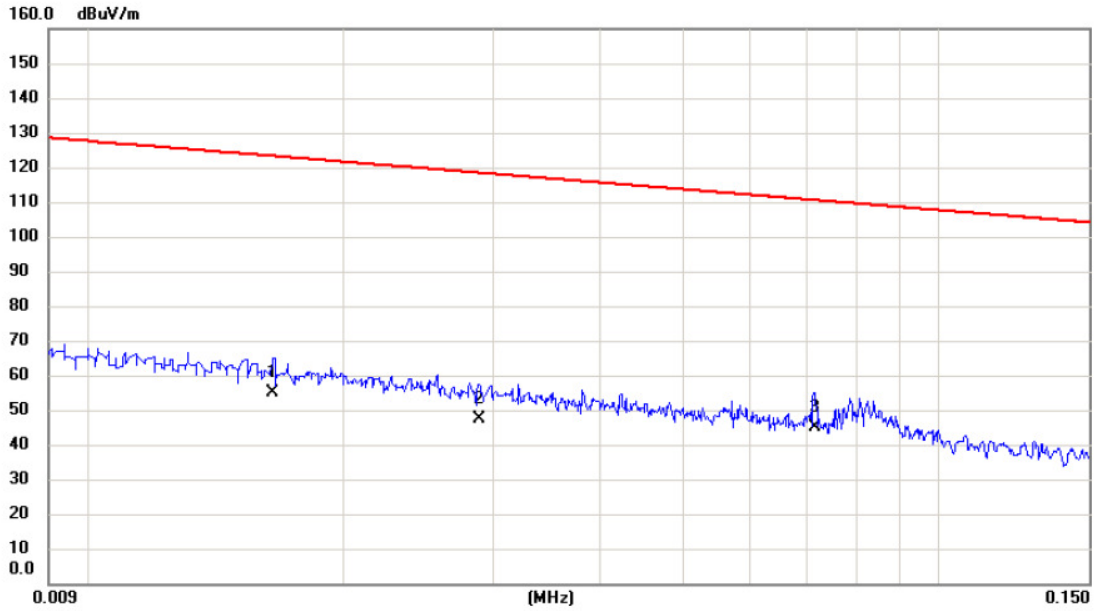
Ant 90°



No.	Mk.	Freq. MHz	Reading Level dBuV	Correct Factor dB	Measure- ment dBuV/m	Limit dBuV/m	Margin dB	Detector	Comment
1		0.2481	24.36	16.66	41.02	99.71	-58.69	AVG	
2	*	2.1783	37.73	15.46	53.19	69.54	-16.35	QP	
3		14.8281	36.10	14.08	50.18	69.54	-19.36	QP	

Test Mode: TX Mode (Adapter: HUNTKEY)

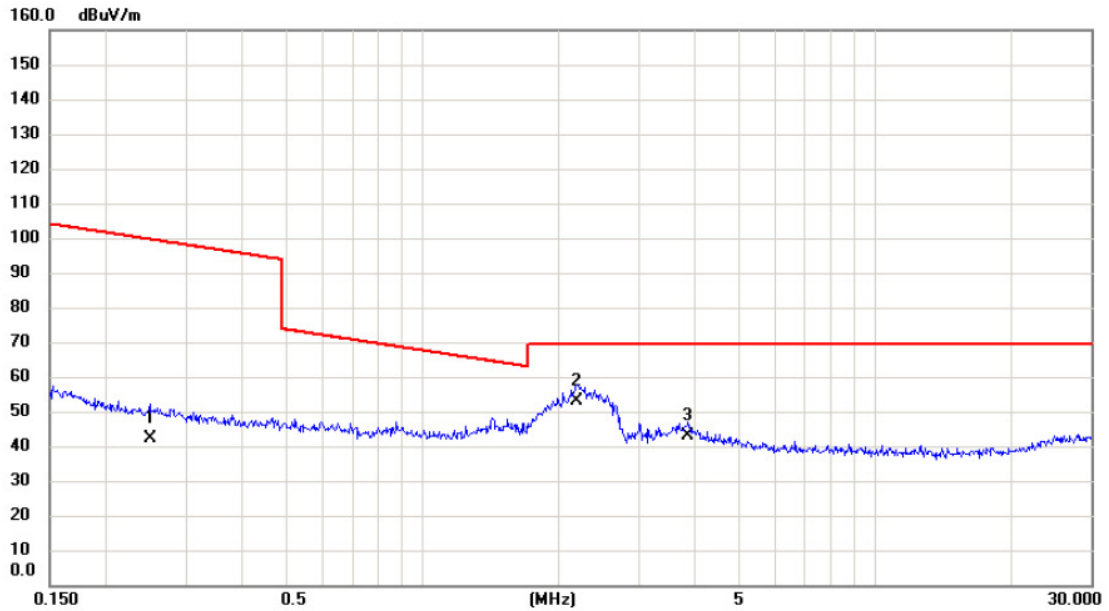
Ant 0°



No.	Mk.	Freq. MHz	Reading Level dBuV	Correct Factor dB	Measure- ment dBuV/m	Limit dBuV/m	Margin dB	Detector	Comment
1		0.0165	35.03	20.07	55.10	123.26	-68.16	AVG	
2		0.0288	27.98	19.36	47.34	118.42	-71.08	AVG	
3	*	0.0716	26.83	18.30	45.13	110.51	-65.38	AVG	

Test Mode: TX Mode (Adapter: HUNTKEY)

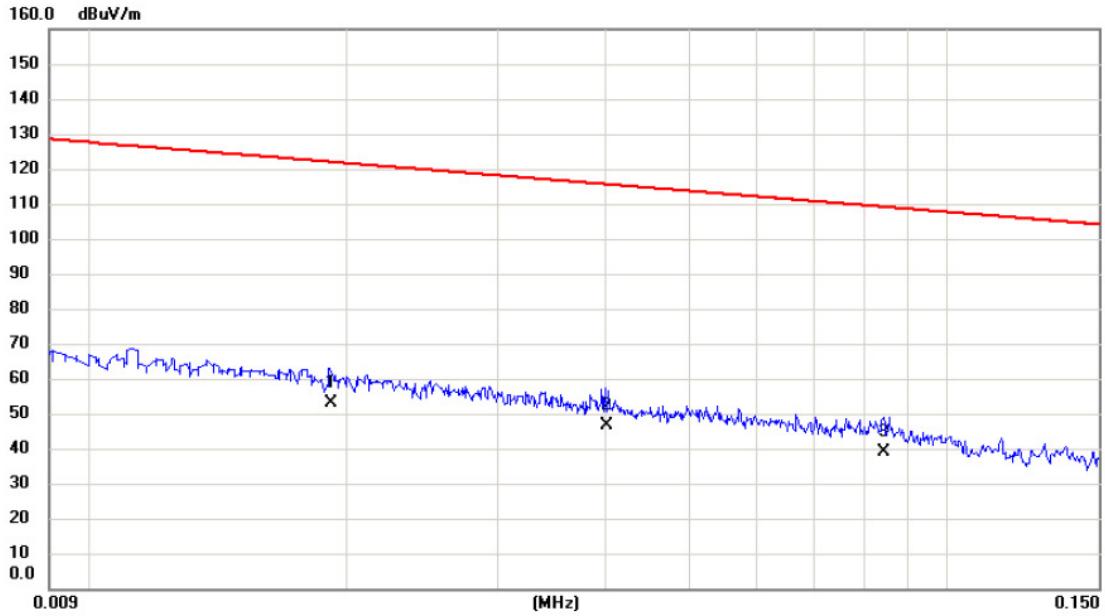
Ant 0°



No.	Mk.	Freq. MHz	Reading Level dBuV	Correct Factor dB	Measure- ment dBuV/m	Limit dBuV/m	Margin dB	Detector	Comment
1		0.2508	25.48	16.65	42.13	99.62	-57.49	AVG	
2	*	2.1898	37.36	15.45	52.81	69.54	-16.73	QP	
3		3.8603	27.87	14.99	42.86	69.54	-26.68	QP	

Test Mode: TX Mode (Adapter: HUNTKEY)

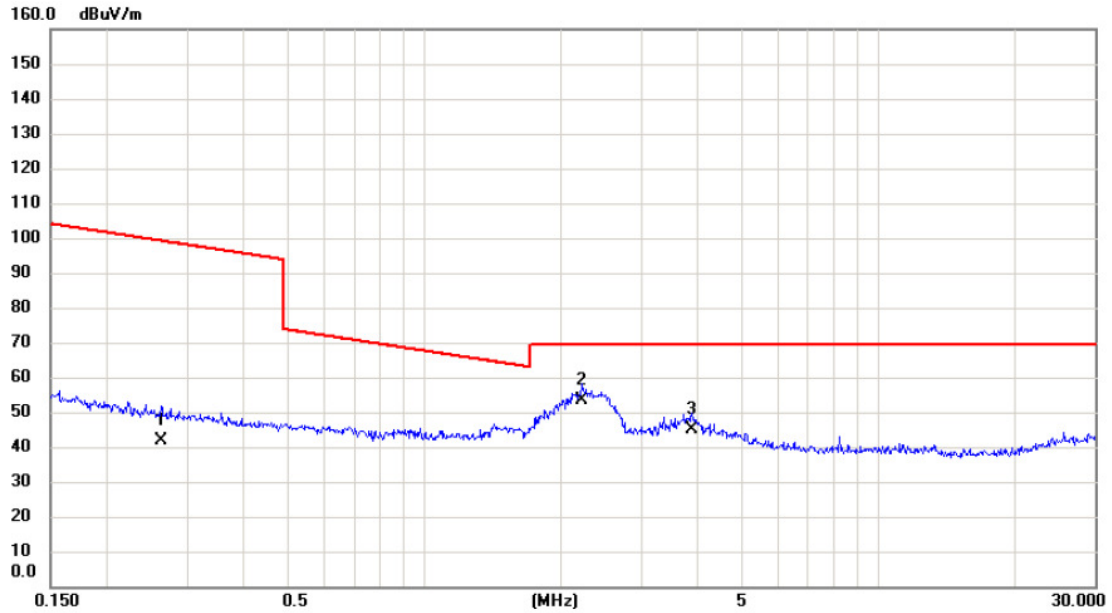
Ant 90°



No.	Mk.	Freq. MHz	Reading Level dBuV	Correct Factor dB	Measure- ment dBuV/m	Limit dBuV/m	Margin dB	Detector	Comment
1	*	0.0192	33.41	19.72	53.13	121.94	-68.81	AVG	
2		0.0401	27.41	19.02	46.43	115.54	-69.11	AVG	
3		0.0844	21.18	18.00	39.18	109.08	-69.90	AVG	

Test Mode: TX Mode (Adapter: HUNTKEY)

Ant 90°

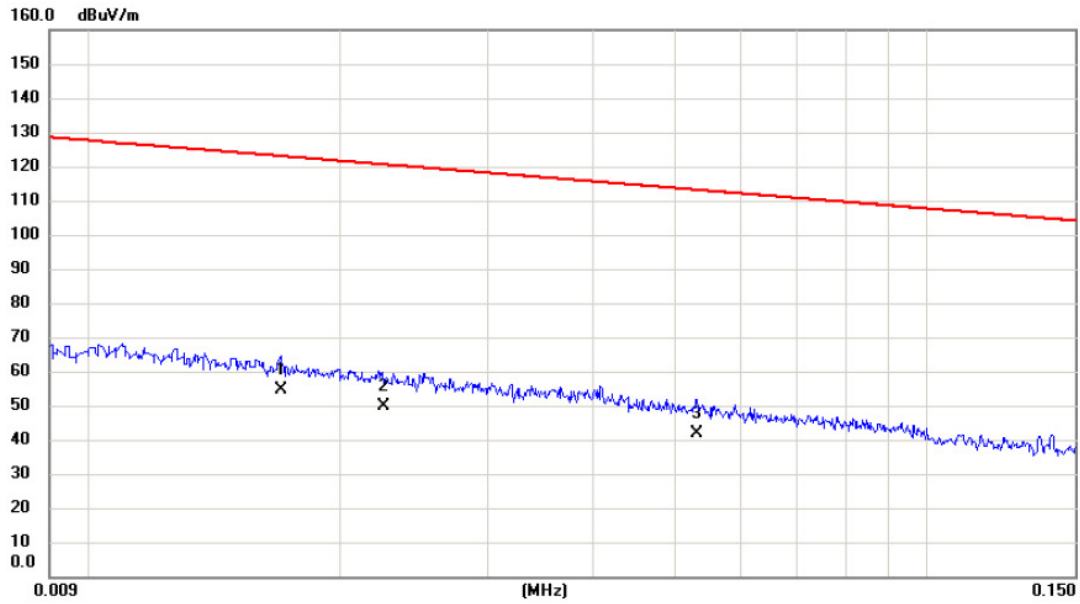


No.	Mk.	Freq. MHz	Reading Level dBuV	Correct Factor dB	Measure- ment dBuV/m	Limit dBuV/m	Margin dB	Detector	Comment
1		0.2630	25.09	16.64	41.73	99.21	-57.48	AVG	
2	*	2.2250	37.84	15.44	53.28	69.54	-16.26	QP	
3		3.8808	29.90	14.99	44.89	69.54	-24.65	QP	



Test Mode: TX Mode (Adapter: BYD)

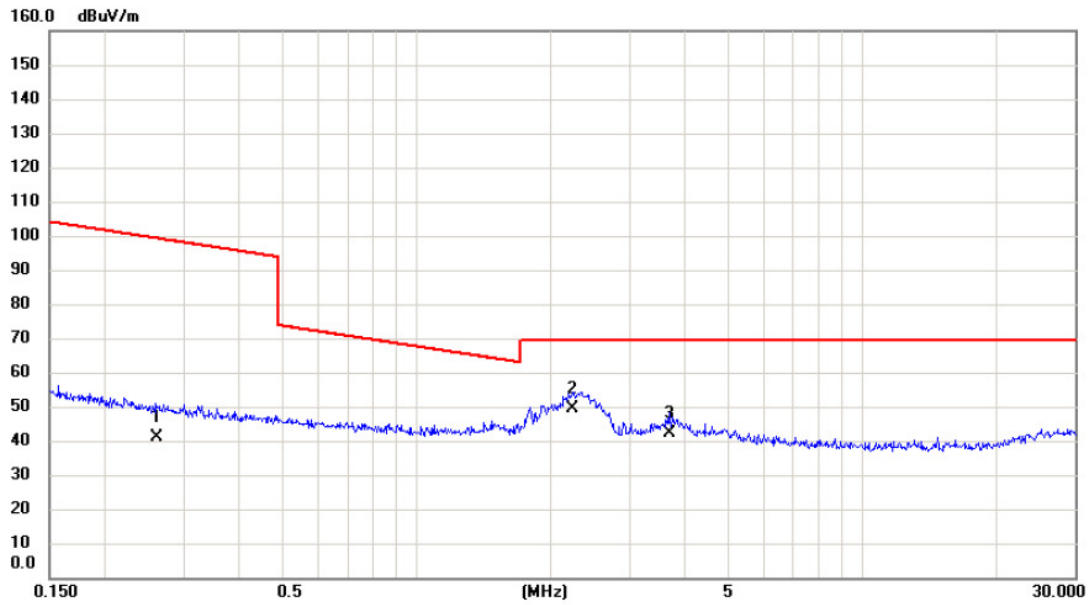
Ant 0°



No.	Mk.	Freq.	Reading Level	Correct Factor	Measurement	Limit	Margin	Detector	Comment
		MHz	dBuV	dB	dBuV/m	dBuV/m	dB		
1	*	0.0170	34.54	20.01	54.55	123.00	-68.45	AVG	
2		0.0225	30.18	19.55	49.73	120.56	-70.83	AVG	
3		0.0531	23.18	18.66	41.84	113.10	-71.26	AVG	

Test Mode: TX Mode (Adapter: BYD)

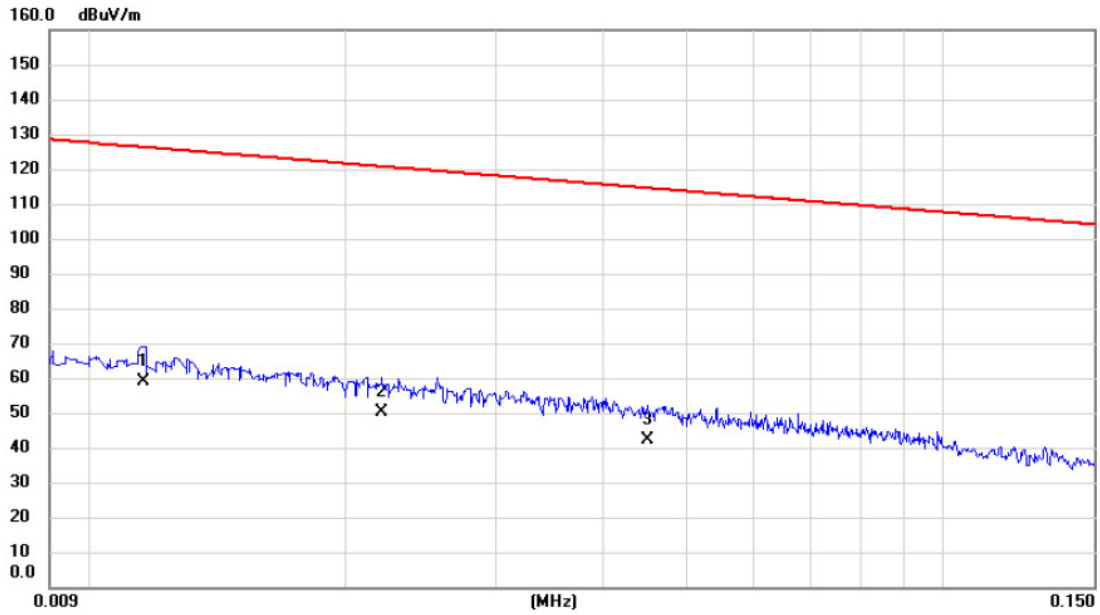
Ant 0°



No.	Mk.	Freq. MHz	Reading Level dBuV	Correct Factor dB	Measure- ment dBuV/m	Limit dBuV/m	Margin dB	Detector	Comment
1		0.2603	24.23	16.64	40.87	99.30	-58.43	AVG	
2	*	2.2367	33.93	15.44	49.37	69.54	-20.17	QP	
3		3.6806	27.25	15.05	42.30	69.54	-27.24	QP	

Test Mode: TX Mode (Adapter: BYD)

Ant 90°



No.	Mk.	Freq. MHz	Reading Level dBuV	Correct Factor dB	Measure- ment dBuV/m	Limit dBuV/m	Margin dB	Detector	Comment
1	*	0.0116	38.26	20.71	58.97	126.32	-67.35	AVG	
2		0.0220	30.55	19.56	50.11	120.76	-70.65	AVG	
3		0.0450	23.15	18.87	42.02	114.54	-72.52	AVG	

Test Mode: TX Mode (Adapter: BYD)

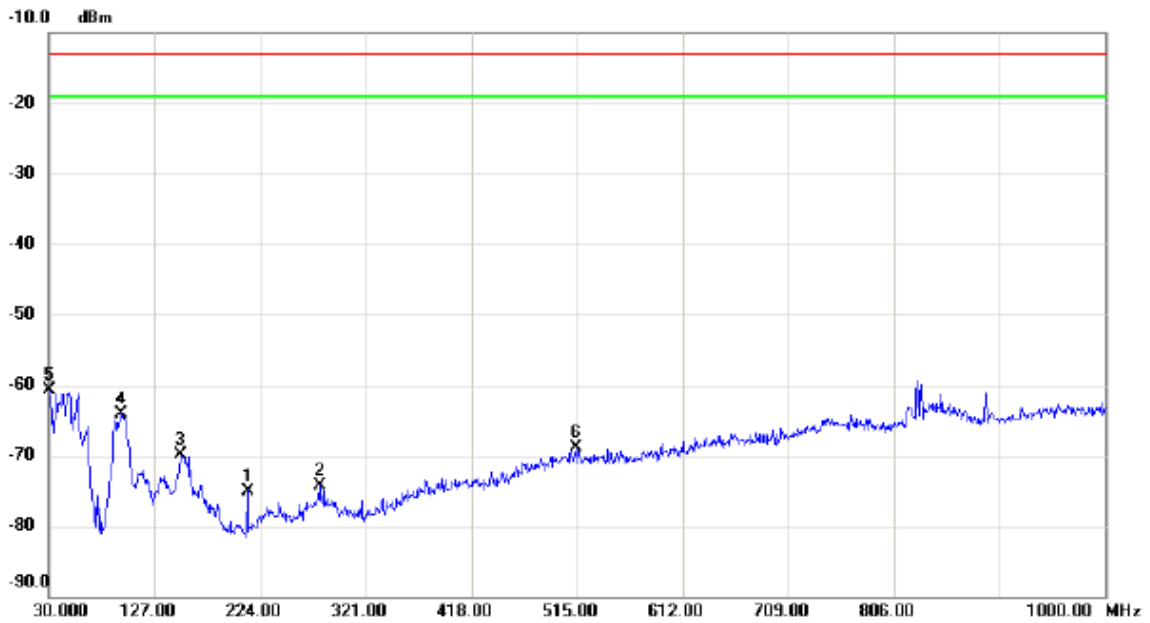
Ant 90°



No. Mk.	Freq. MHz	Reading Level dBuV	Correct Factor dB	Measure- ment dBuV/m	Limit dBuV/m	Margin dB	Detector	Comment
1	0.2730	24.40	16.63	41.03	98.88	-57.85	AVG	
2 *	2.2968	35.66	15.42	51.08	69.54	-18.46	QP	
3	3.6611	27.46	15.05	42.51	69.54	-27.03	QP	

Test Mode: WCDMA Band 4\_TX CH1312

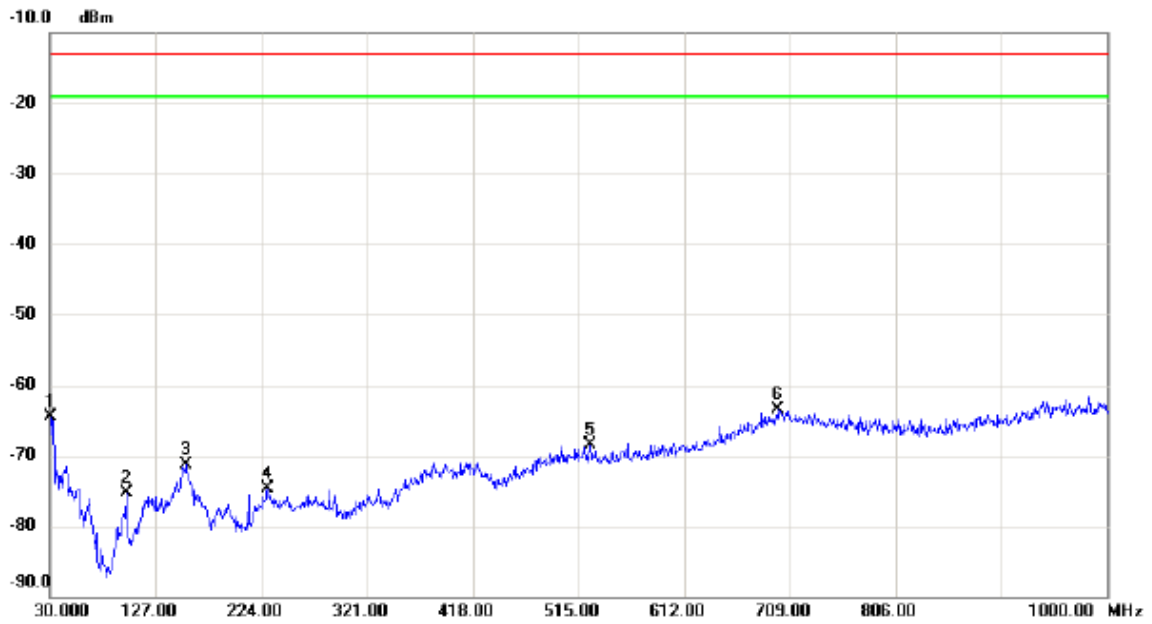
**Vertical**



No.	Mk.	Freq. MHz	Reading Level dBm	Correct Factor dB	Measure- ment dBm	Limit dBm	Margin dB	Detector	Comment
1		212.360	-72.77	-2.23	-75.00	-13.00	-62.00	peak	
2		278.320	-76.80	2.57	-74.23	-13.00	-61.23	peak	
3		151.250	-73.04	3.15	-69.89	-13.00	-56.89	peak	
4		96.930	-61.32	-2.72	-64.04	-13.00	-51.04	peak	
5	*	30.970	-60.28	-0.49	-60.77	-13.00	-47.77	peak	
6		514.030	-76.44	7.52	-68.92	-13.00	-55.92	peak	

Test Mode: WCDMA Band 4\_TX CH1312

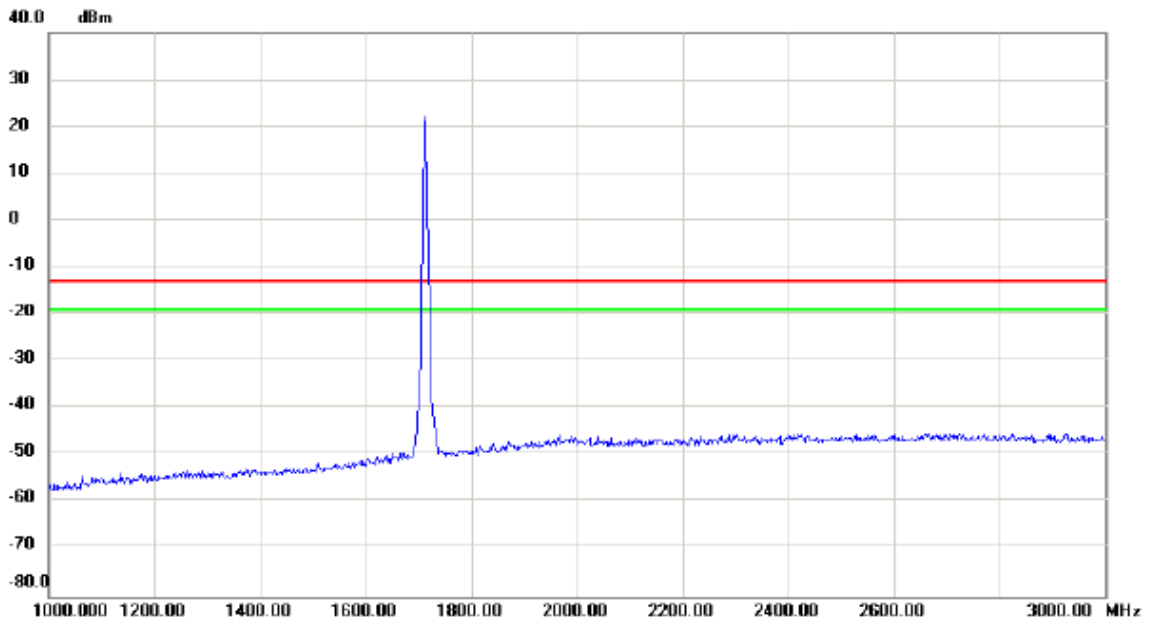
### Horizontal



No.	Mk.	Freq. MHz	Reading Level dBm	Correct Factor dB	Measure- ment dBm	Limit dBm	Margin dB	Detector	Comment
1		30.000	-66.30	1.88	-64.42	-13.00	-51.42	peak	
2		99.840	-71.47	-3.86	-75.33	-13.00	-62.33	peak	
3		154.160	-74.85	3.62	-71.23	-13.00	-58.23	peak	
4		229.820	-77.91	3.20	-74.71	-13.00	-61.71	peak	
5		525.670	-76.60	8.08	-68.52	-13.00	-55.52	peak	
6	*	698.330	-77.46	13.87	-63.59	-13.00	-50.59	peak	

Test Mode: WCDMA Band 4\_TX CH1312

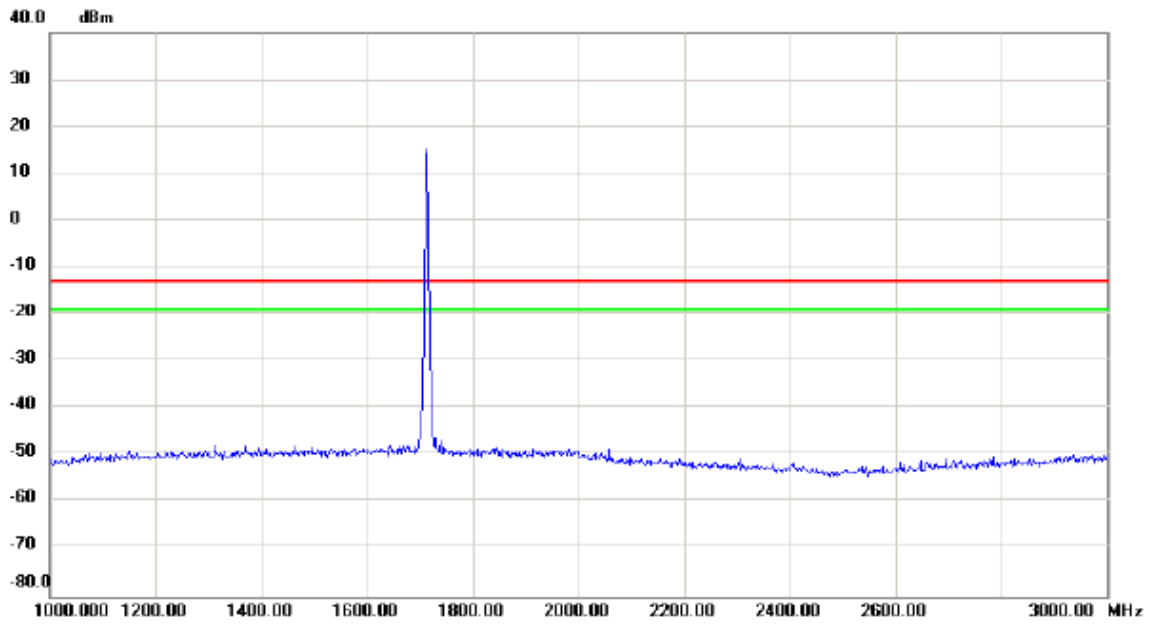
**Vertical**



No.	Mk.	Freq.	Reading Level	Correct Factor	Measurement	Limit	Margin	Detector	Comment
		MHz	dBm	dB	dBm	dBm	dB		
		1750.00	22.00	0.00	22.00	-15.00	7.00		

Test Mode: WCDMA Band 4\_TX CH1312

**Horizontal**

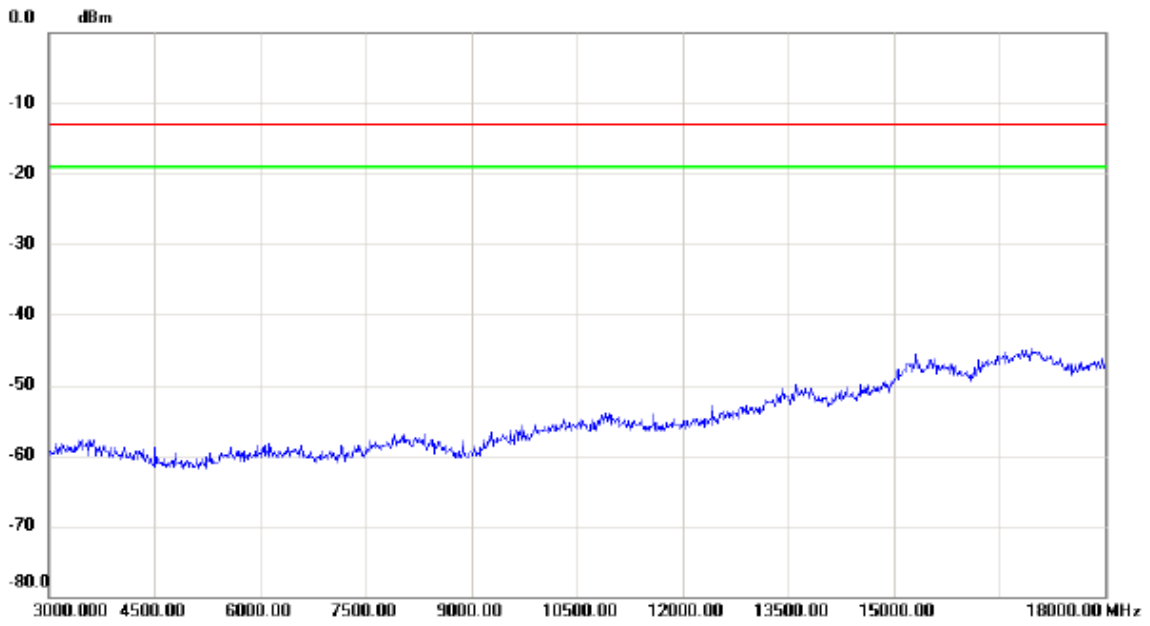


No.	Mk.	Freq.	Reading Level	Correct Factor	Measurement	Limit	Margin	Detector	Comment
		MHz	dBm	dB	dBm	dBm	dB		
		1750.000	15.0	0.0	15.0	-15.0	30.0		



Test Mode: WCDMA Band 4\_TX CH1312

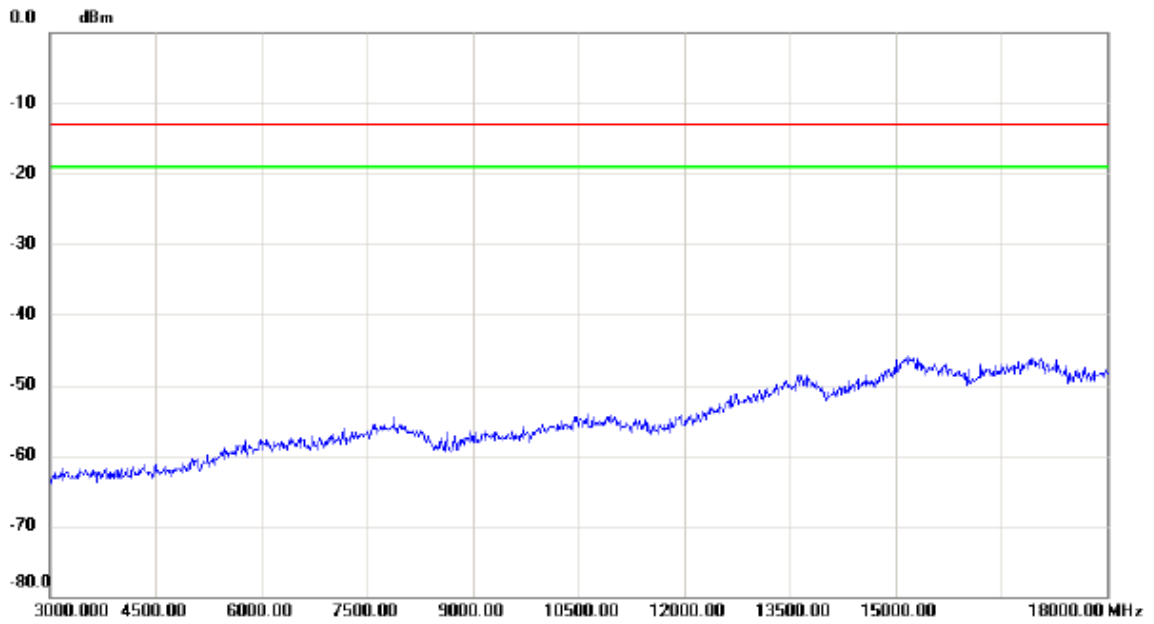
**Vertical**



No.	Mk.	Freq.	Reading Level	Correct Factor	Measurement	Limit	Margin	Detector	Comment
		MHz	dBm	dB	dBm	dBm	dB		

Test Mode: WCDMA Band 4\_TX CH1312

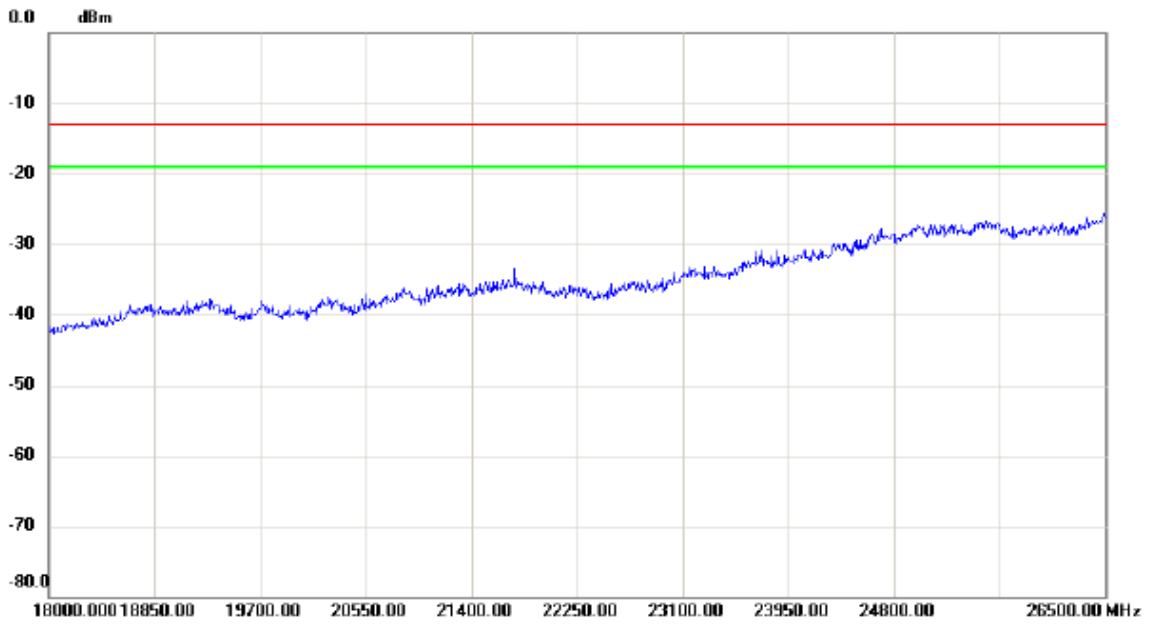
**Horizontal**



No.	Mk.	Freq.	Reading Level	Correct Factor	Measurement	Limit	Margin	Detector	Comment
		MHz	dBm	dB	dBm	dBm	dB		

Test Mode: WCDMA Band 4\_TX CH1312

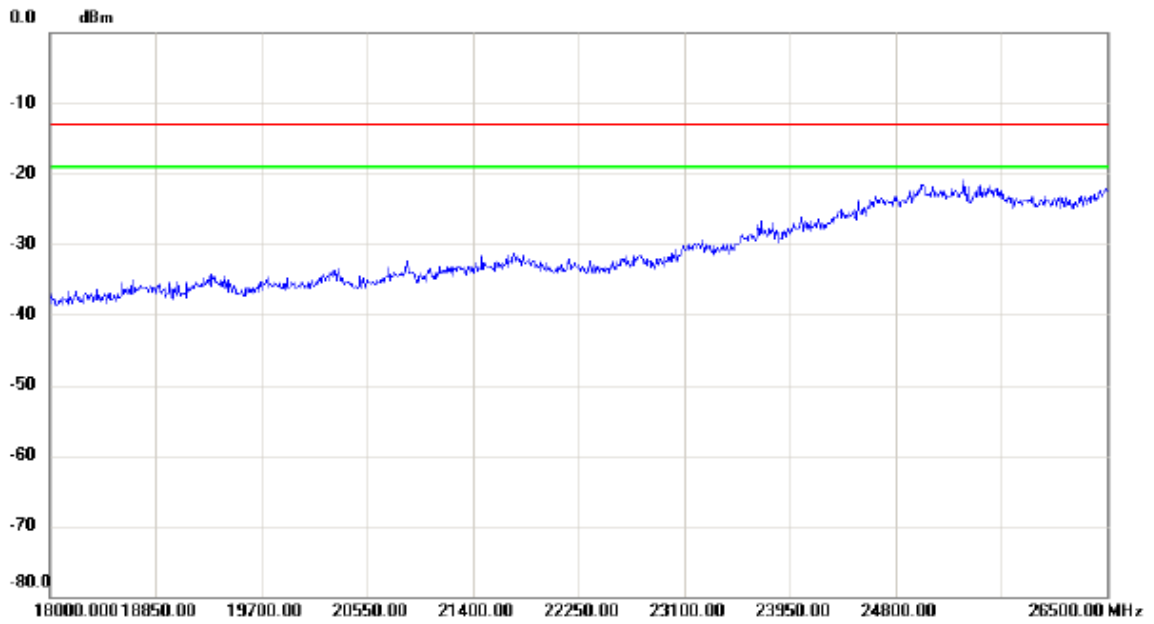
**Vertical**



No.	Mk.	Freq.	Reading Level	Correct Factor	Measurement	Limit	Margin	Detector	Comment
		MHz	dBm	dB	dBm	dBm	dB		

Test Mode: WCDMA Band 4\_TX CH1312

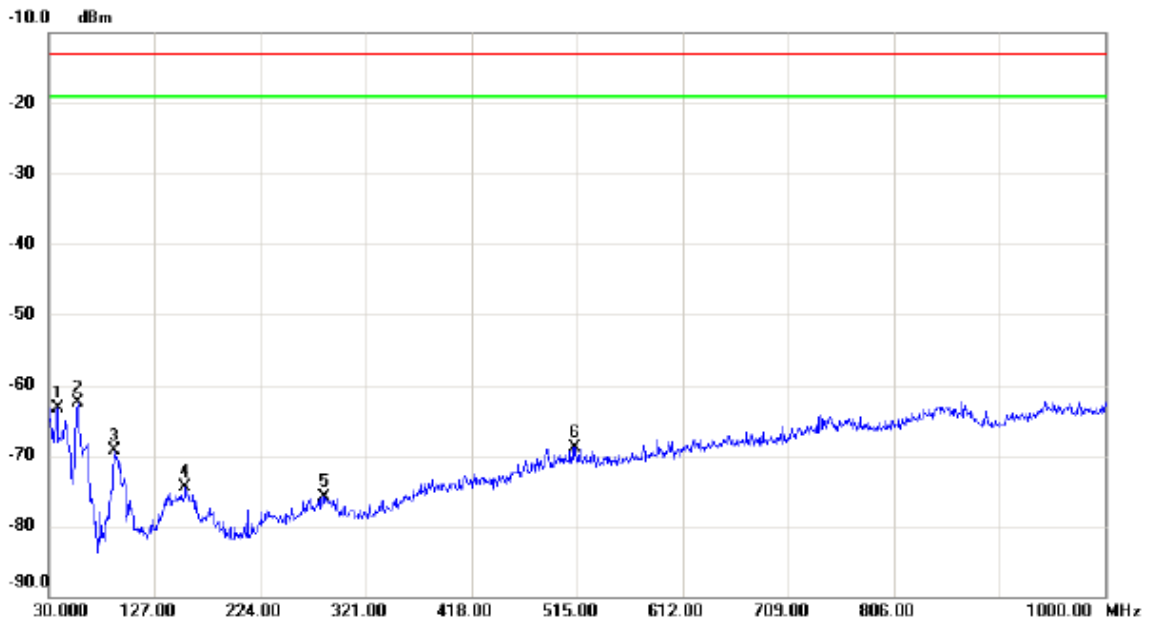
### Horizontal



No.	Mk.	Freq.	Reading Level	Correct Factor	Measurement	Limit	Margin	Detector	Comment
		MHz	dBm	dB	dBm	dBm	dB		
		18000.00	-38		-38	-13	-25		
		18850.00	-37		-37	-13	-24		
		19700.00	-36		-36	-13	-23		
		20550.00	-35		-35	-13	-22		
		21400.00	-34		-34	-13	-21		
		22250.00	-33		-33	-13	-20		
		23100.00	-32		-32	-13	-19		
		23950.00	-31		-31	-13	-18		
		24800.00	-30		-30	-13	-17		
		25650.00	-29		-29	-13	-16		

Test Mode: WCDMA Band 4\_TX CH1312\_ HSDPA

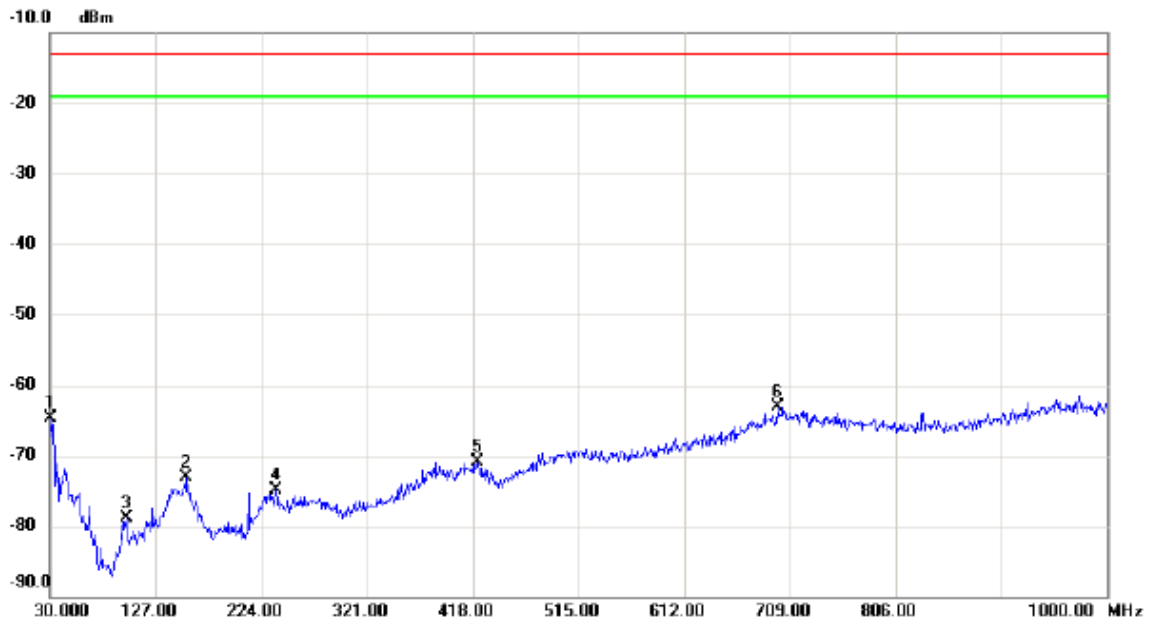
Vertical



No.	Mk.	Freq. MHz	Reading Level dBm	Correct Factor dB	Measure- ment dBm	Limit dBm	Margin dB	Detector	Comment
1		37.760	-63.73	0.51	-63.22	-13.00	-50.22	peak	
2	*	56.190	-64.64	2.18	-62.46	-13.00	-49.46	peak	
3		90.140	-65.11	-4.18	-69.29	-13.00	-56.29	peak	
4		155.130	-77.70	3.17	-74.53	-13.00	-61.53	peak	
5		283.170	-78.45	2.51	-75.94	-13.00	-62.94	peak	
6		513.060	-76.45	7.52	-68.93	-13.00	-55.93	peak	

Test Mode: WCDMA Band 4\_TX CH1312\_ HSDPA

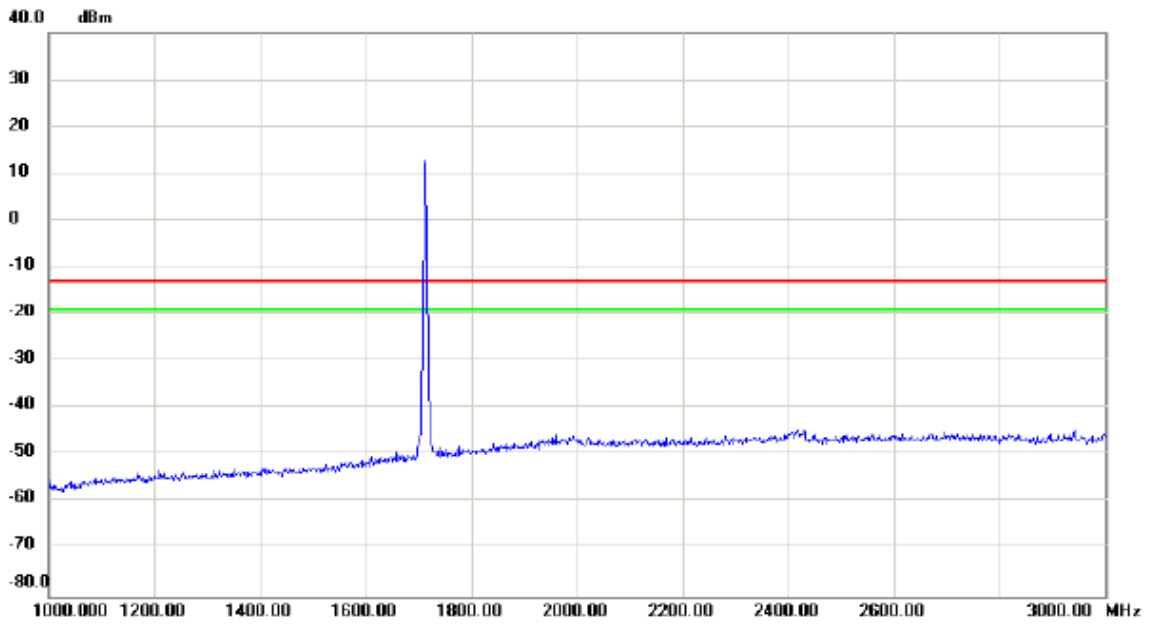
### Horizontal



No.	Mk.	Freq. MHz	Reading Level dBm	Correct Factor dB	Measure- ment dBm	Limit dBm	Margin dB	Detector	Comment
1		30.000	-66.56	1.88	-64.68	-13.00	-51.68	peak	
2		155.130	-76.61	3.48	-73.13	-13.00	-60.13	peak	
3		99.840	-75.11	-3.86	-78.97	-13.00	-65.97	peak	
4		237.580	-77.44	2.61	-74.83	-13.00	-61.83	peak	
5		421.880	-77.60	6.67	-70.93	-13.00	-57.93	peak	
6	*	698.330	-76.99	13.87	-63.12	-13.00	-50.12	peak	

Test Mode: WCDMA Band 4\_TX CH1312\_ HSDPA

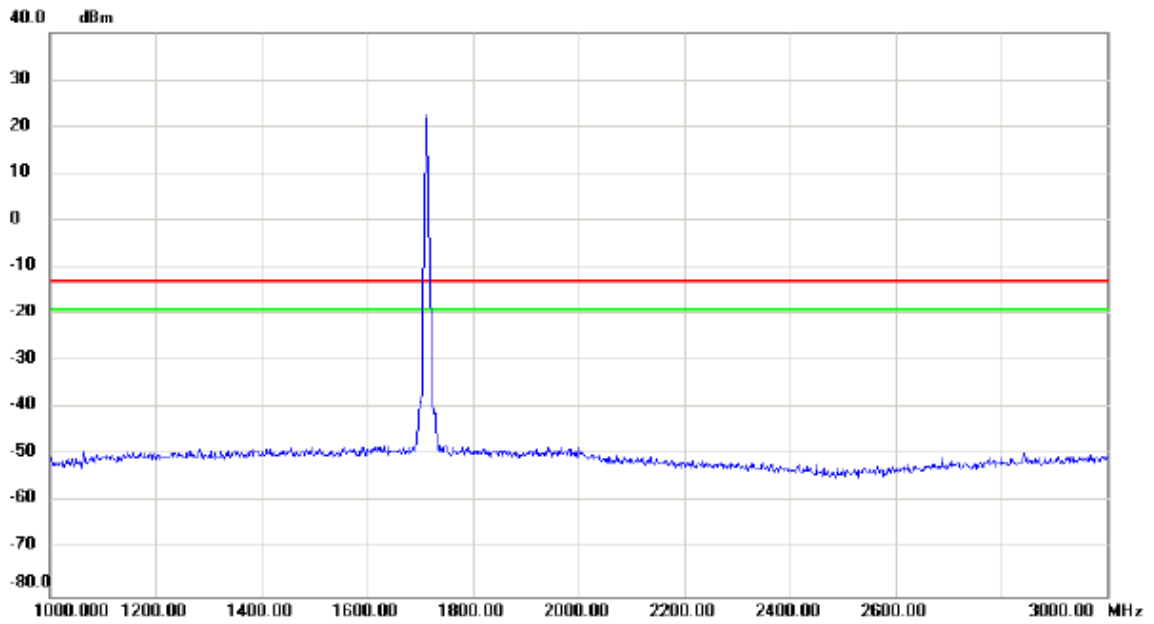
**Vertical**



No.	Mk.	Freq.	Reading Level	Correct Factor	Measurement	Limit	Margin	Detector	Comment
		MHz	dBm	dB	dBm	dBm	dB		
		1750.00	10.00	0.00	10.00	-15.00	25.00		

Test Mode: WCDMA Band 4\_TX CH1312\_ HSDPA

**Horizontal**

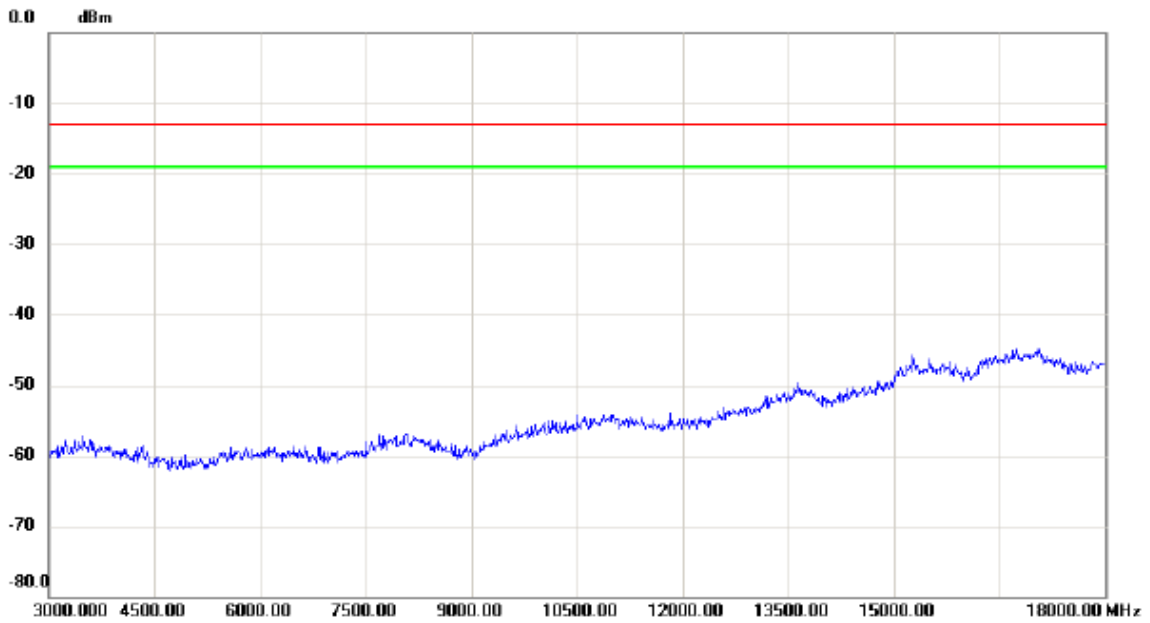


No.	Mk.	Freq.	Reading Level	Correct Factor	Measurement	Limit	Margin	Detector	Comment
		MHz	dBm	dB	dBm	dBm	dB		
		1730.00	22.00	0.00	22.00	-15.00	37.00		



Test Mode: WCDMA Band 4\_TX CH1312\_ HSDPA

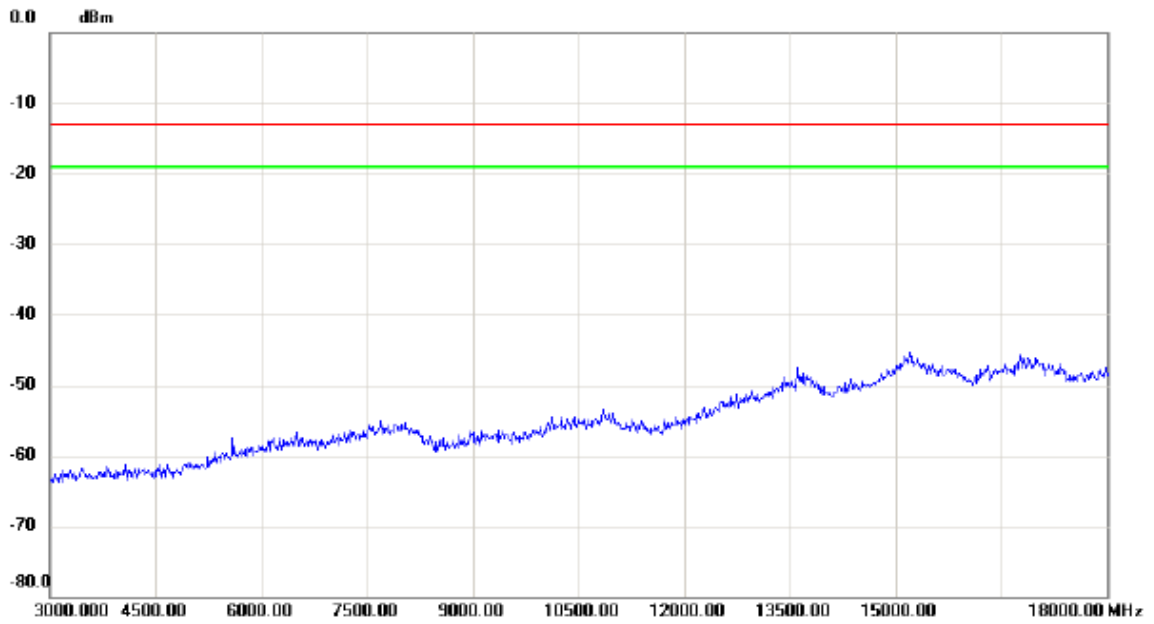
**Vertical**



No.	Mk.	Freq.	Reading Level	Correct Factor	Measurement	Limit	Margin	Detector	Comment
		MHz	dBm	dB	dBm	dBm	dB		

Test Mode: WCDMA Band 4\_TX CH1312\_ HSDPA

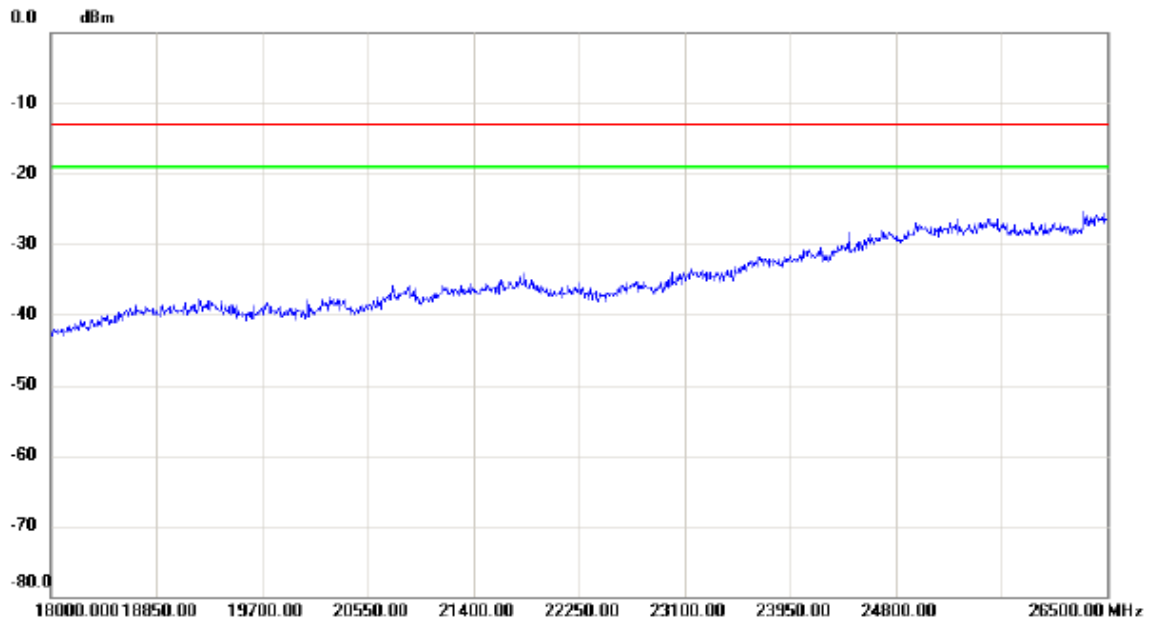
**Horizontal**



No.	Mk.	Freq.	Reading Level	Correct Factor	Measurement	Limit	Margin	Detector	Comment
		MHz	dBm	dB	dBm	dBm	dB		

Test Mode: WCDMA Band 4\_TX CH1312\_ HSDPA

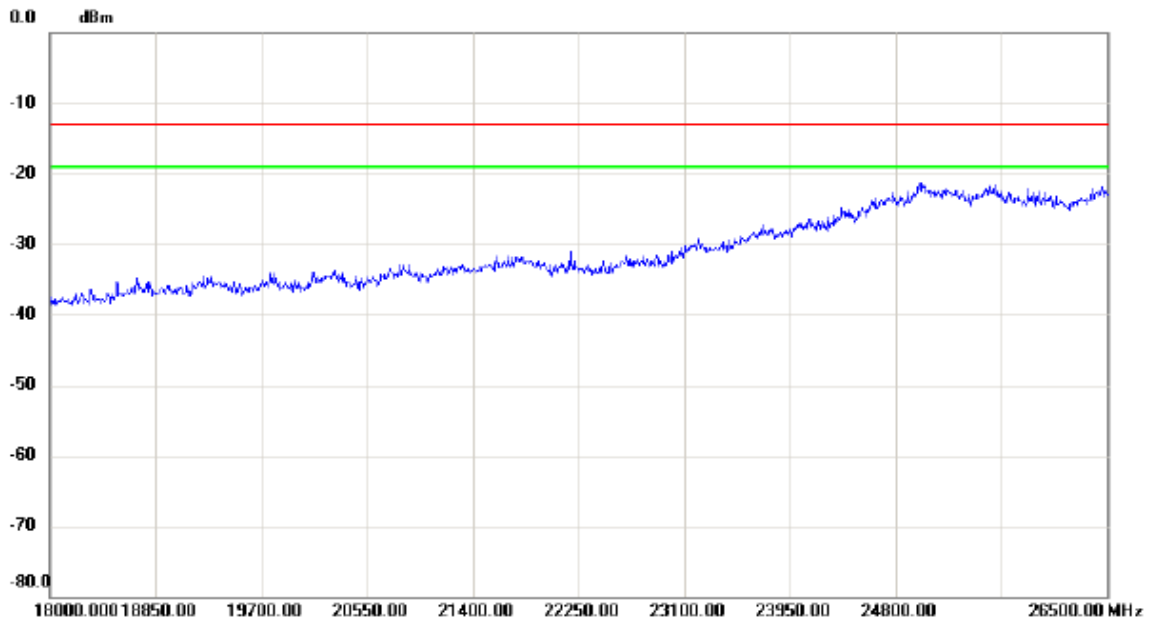
Vertical



No.	Mk.	Freq.	Reading Level	Correct Factor	Measurement	Limit	Margin	Detector	Comment
		MHz	dBm	dB	dBm	dBm	dB		
		18000.00	-45		-45	-15	-30		
		18850.00	-42		-42	-15	-27		
		19700.00	-40		-40	-15	-25		
		20550.00	-38		-38	-15	-23		
		21400.00	-37		-37	-15	-22		
		22250.00	-36		-36	-15	-21		
		23100.00	-35		-35	-15	-20		
		23950.00	-34		-34	-15	-19		
		24800.00	-33		-33	-15	-18		
		25650.00	-32		-32	-15	-17		
		26500.00	-30		-30	-15	-15		

Test Mode: WCDMA Band 4\_TX CH1312\_ HSDPA

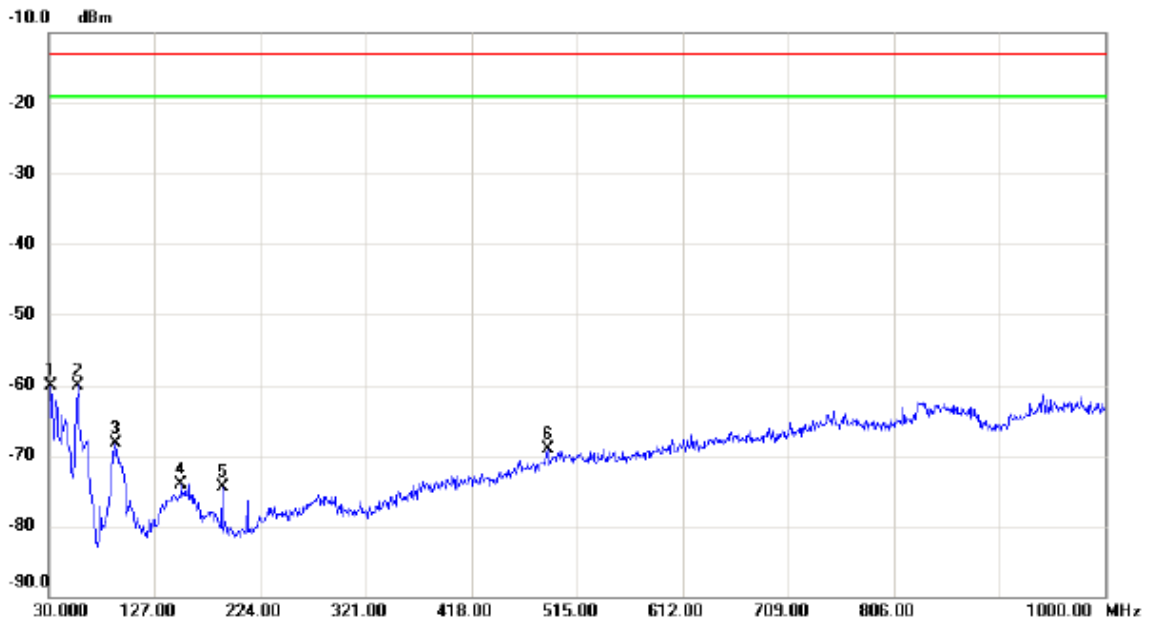
Horizontal



No.	Mk.	Freq.	Reading Level	Correct Factor	Measurement	Limit	Margin	Detector	Comment
		MHz	dBm	dB	dBm	dBm	dB		
		18000.000	-40		-40	-20	-20		
		18850.00	-38		-38	-20	-18		
		19700.00	-36		-36	-20	-16		
		20550.00	-34		-34	-20	-14		
		21400.00	-32		-32	-20	-12		
		22250.00	-30		-30	-20	-10		
		23100.00	-28		-28	-20	-8		
		23950.00	-26		-26	-20	-6		
		24800.00	-24		-24	-20	-4		
		26500.00	-25		-25	-20	-5		

Test Mode: WCDMA Band 4\_TX CH1312\_ HSUPA

Vertical



No.	Mk.	Freq. MHz	Reading Level dBm	Correct Factor dB	Measure- ment dBm	Limit dBm	Margin dB	Detector	Comment
1		31.940	-59.40	-0.73	-60.13	-13.00	-47.13	peak	
2	*	56.190	-62.18	2.18	-60.00	-13.00	-47.00	peak	
3		91.110	-64.31	-4.06	-68.37	-13.00	-55.37	peak	
4		151.250	-77.30	3.15	-74.15	-13.00	-61.15	peak	
5		189.080	-73.01	-1.56	-74.57	-13.00	-61.57	peak	
6		487.840	-75.93	6.84	-69.09	-13.00	-56.09	peak	

Test Mode: WCDMA Band 4\_TX CH1312\_HSUPA

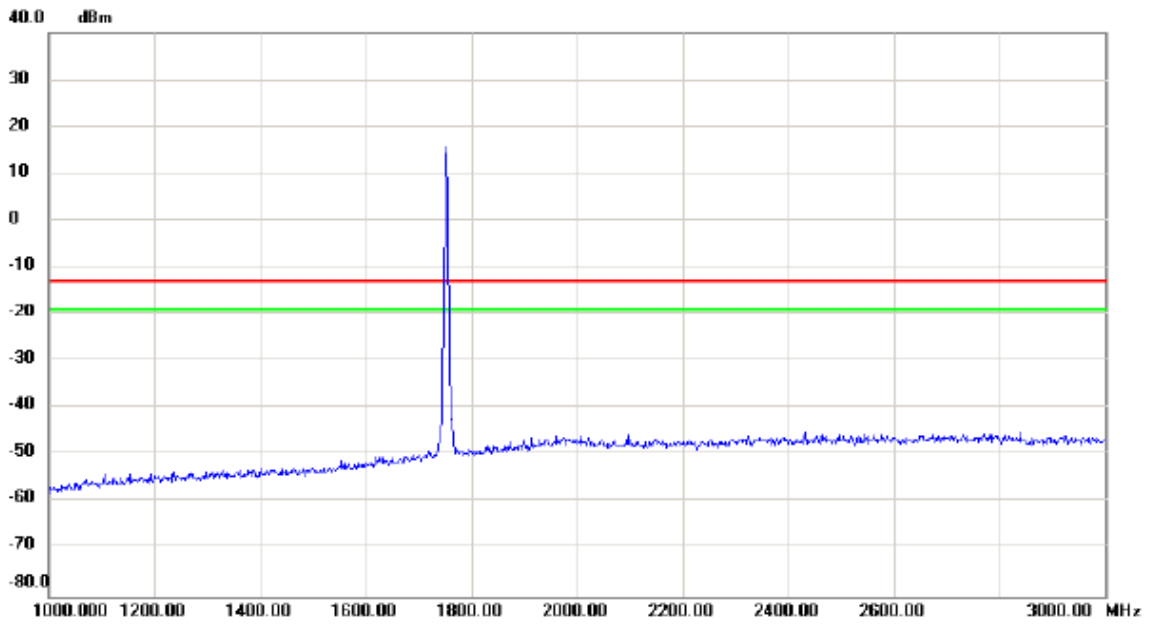
### Horizontal



No.	Mk.	Freq. MHz	Reading Level dBm	Correct Factor dB	Measure- ment dBm	Limit dBm	Margin dB	Detector	Comment
1		30.000	-65.88	1.88	-64.00	-13.00	-51.00	peak	
2		99.840	-73.51	-3.86	-77.37	-13.00	-64.37	peak	
3		146.400	-78.74	3.84	-74.90	-13.00	-61.90	peak	
4		270.560	-77.77	2.99	-74.78	-13.00	-61.78	peak	
5		393.750	-76.63	5.95	-70.68	-13.00	-57.68	peak	
6	*	698.330	-77.28	13.87	-63.41	-13.00	-50.41	peak	

Test Mode: WCDMA Band 4\_TX CH1312\_HSUPA

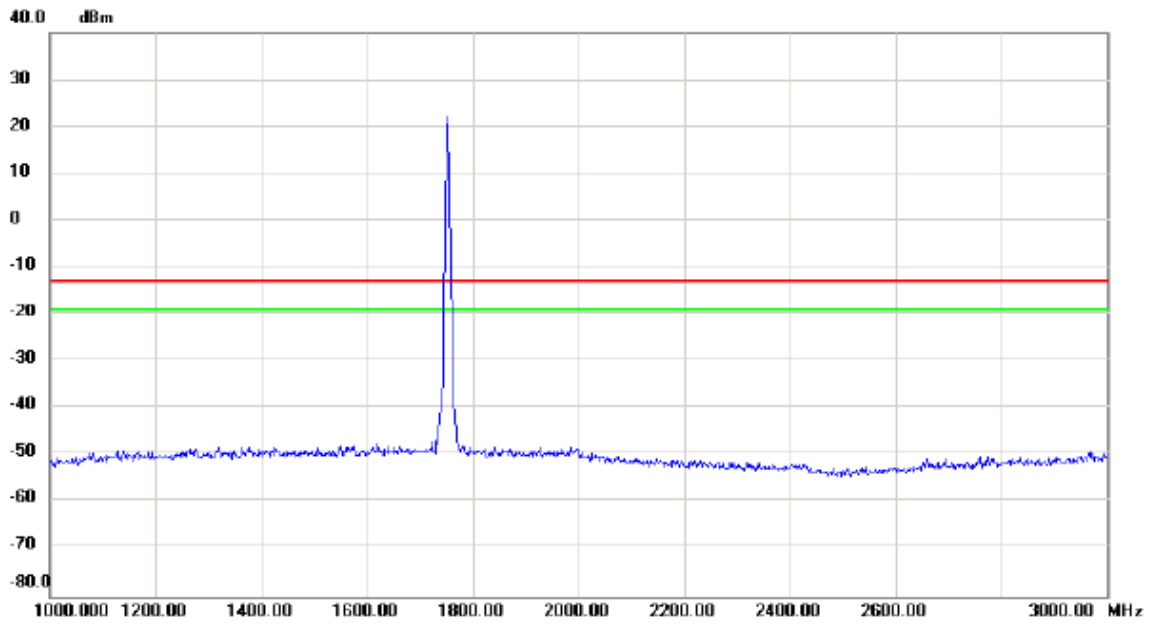
**Vertical**



No.	Mk.	Freq.	Reading Level	Correct Factor	Measurement	Limit	Margin	Detector	Comment
		MHz	dBm	dB	dBm	dBm	dB		
		1800.00	15.00		15.00	-15.00	30.00		

Test Mode: WCDMA Band 4\_TX CH1312\_HSUPA

**Horizontal**

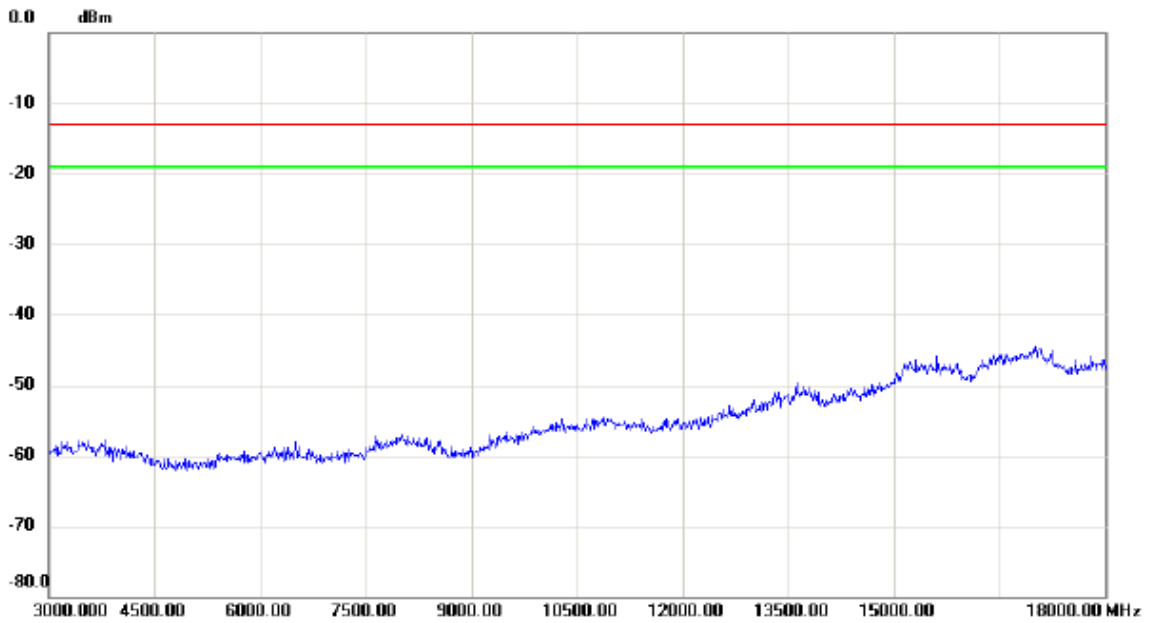


No.	Mk.	Freq.	Reading Level	Correct Factor	Measurement	Limit	Margin	Detector	Comment
		MHz	dBm	dB	dBm	dBm	dB		
		1800.00	20.0		20.0	-15.0	5.0		



Test Mode: WCDMA Band 4\_TX CH1312\_ HSUPA

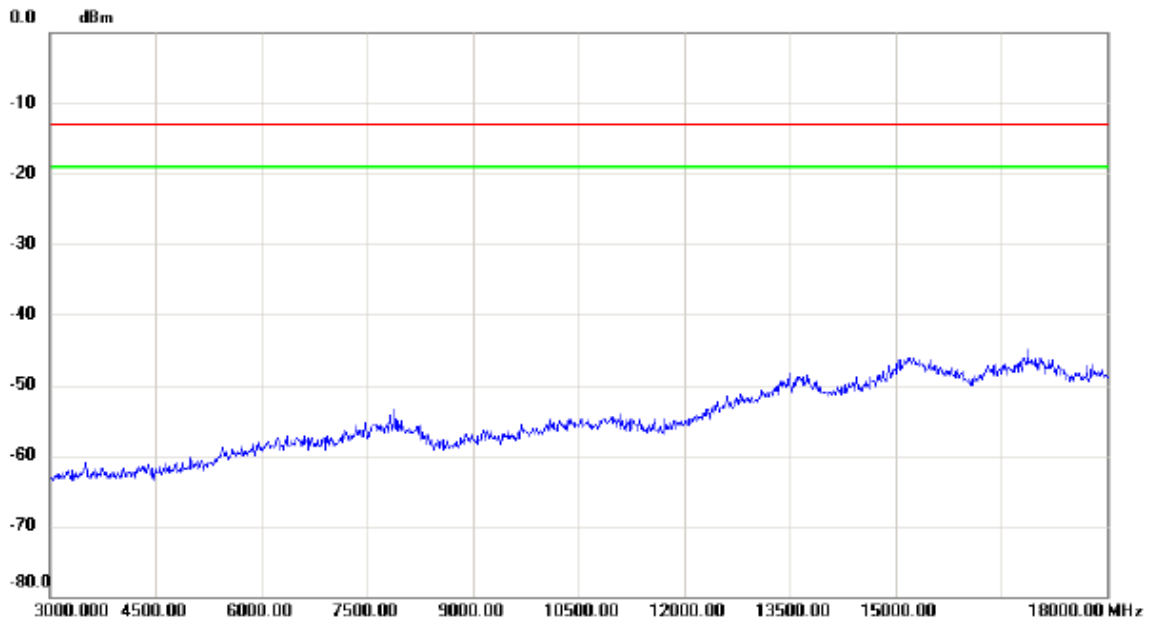
Vertical



No.	Mk.	Freq.	Reading Level	Correct Factor	Measurement	Limit	Margin	Detector	Comment
		MHz	dBm	dB	dBm	dBm	dB		
		3000.000	-60		-60	-14	-46		
		4500.00	-62		-62	-14	-48		
		6000.00	-61		-61	-14	-47		
		7500.00	-60		-60	-14	-46		
		9000.00	-59		-59	-14	-45		
		10500.00	-58		-58	-14	-44		
		12000.00	-57		-57	-14	-43		
		13500.00	-56		-56	-14	-42		
		15000.00	-55		-55	-14	-41		
		16500.00	-54		-54	-14	-40		
		18000.00	-55		-55	-14	-41		

Test Mode: WCDMA Band 4\_TX CH1312\_HSUPA

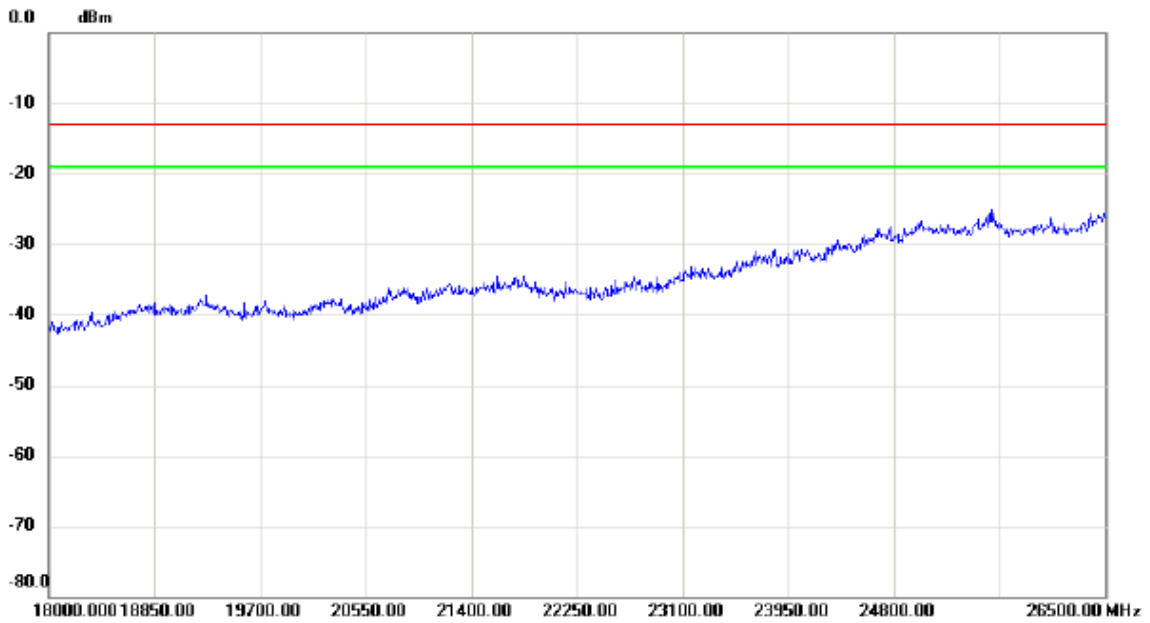
Horizontal



No.	Mk.	Freq.	Reading Level	Correct Factor	Measurement	Limit	Margin	Detector	Comment
		MHz	dBm	dB	dBm	dBm	dB		

Test Mode: WCDMA Band 4\_TX CH1312\_HSUPA

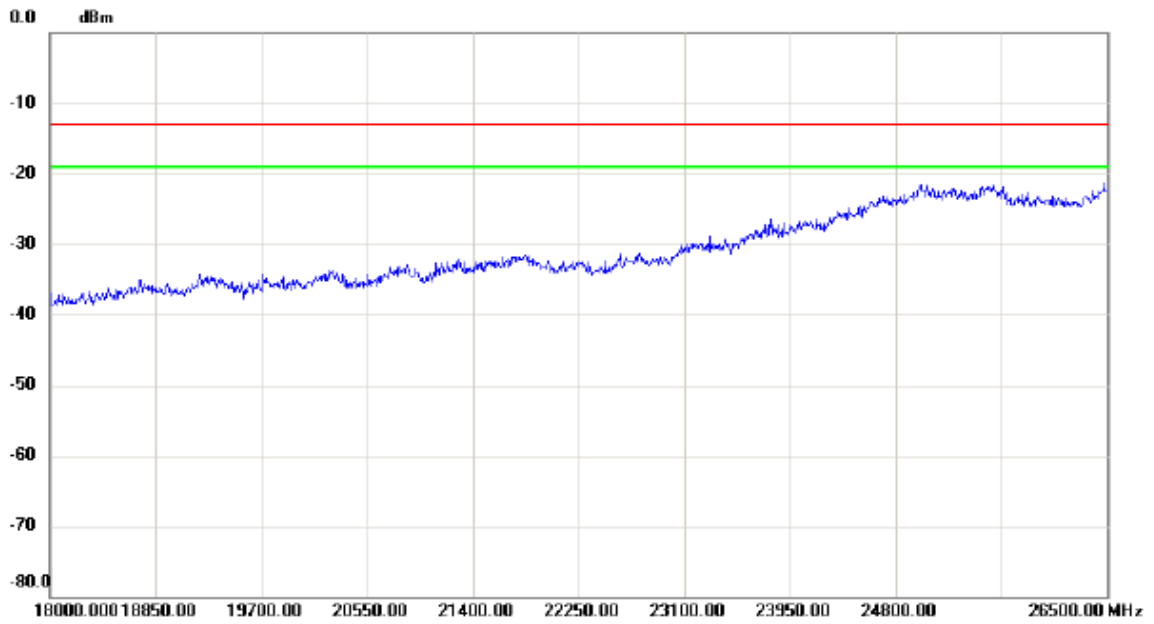
**Vertical**



No.	Mk.	Freq.	Reading Level	Correct Factor	Measurement	Limit	Margin	Detector	Comment
		MHz	dBm	dB	dBm	dBm	dB		
		18000.00	-42		-42	-13	-29		
		18850.00	-41		-41	-13	-28		
		19700.00	-40		-40	-13	-27		
		20550.00	-39		-39	-13	-26		
		21400.00	-38		-38	-13	-25		
		22250.00	-37		-37	-13	-24		
		23100.00	-36		-36	-13	-23		
		23950.00	-35		-35	-13	-22		
		24800.00	-34		-34	-13	-21		
		26500.00	-25		-25	-13	-12		

Test Mode: WCDMA Band 4\_TX CH1312\_HSUPA

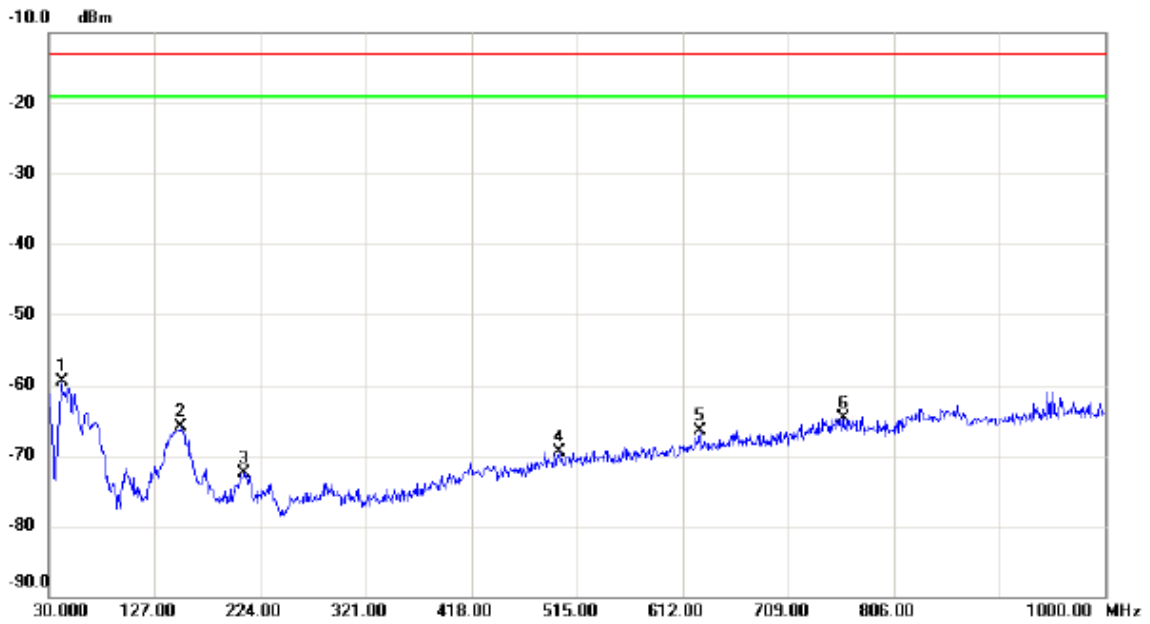
### Horizontal



No.	Mk.	Freq.	Reading Level	Correct Factor	Measurement	Limit	Margin	Detector	Comment
		MHz	dBm	dB	dBm	dBm	dB		
		18000.000	-40		-40	-13	-27		
		18850.00	-38		-38	-13	-25		
		19700.00	-36		-36	-13	-23		
		20550.00	-35		-35	-13	-22		
		21400.00	-34		-34	-13	-21		
		22250.00	-33		-33	-13	-20		
		23100.00	-32		-32	-13	-19		
		23950.00	-31		-31	-13	-18		
		24800.00	-30		-30	-13	-17		
		25650.00	-29		-29	-13	-16		
		26500.00	-20		-20	-13	-7		

Test Mode: LTE Band 4\_TX CH20175\_1.4M

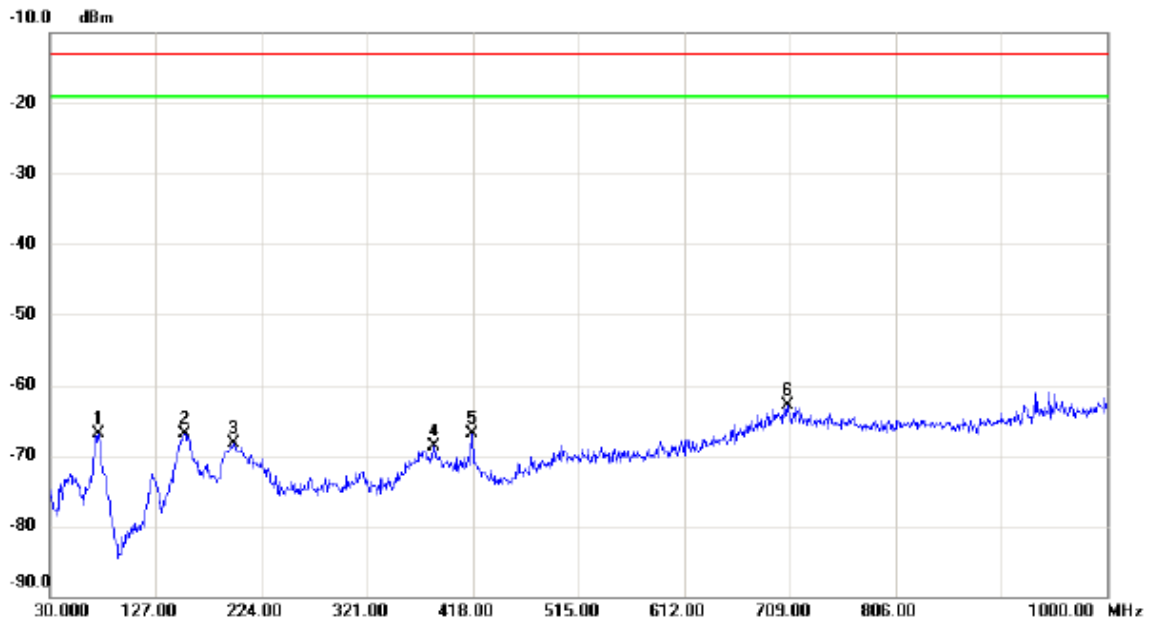
Vertical



No.	Mk.	Freq. MHz	Reading Level dBm	Correct Factor dB	Measure- ment dBm	Limit dBm	Margin dB	Detector	Comment
1	*	41.640	-61.55	2.06	-59.49	-13.00	-46.49	peak	
2		150.280	-69.08	3.15	-65.93	-13.00	-52.93	peak	
3		209.450	-70.11	-2.48	-72.59	-13.00	-59.59	peak	
4		498.510	-77.02	7.46	-69.56	-13.00	-56.56	peak	
5		627.520	-75.98	9.48	-66.50	-13.00	-53.50	peak	
6		759.440	-77.06	12.37	-64.69	-13.00	-51.69	peak	

Test Mode: LTE Band 4\_TX CH20175\_1.4M

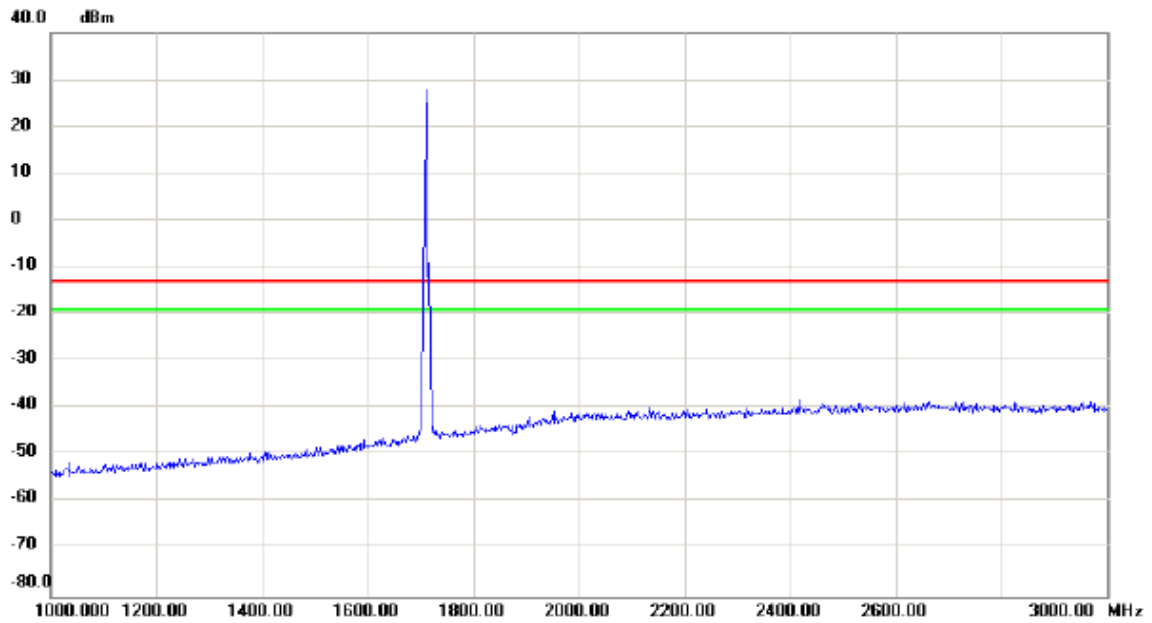
**Horizontal**



No.	Mk.	Freq. MHz	Reading Level dBm	Correct Factor dB	Measure- ment dBm	Limit dBm	Margin dB	Detector	Comment
1		74.620	-60.11	-6.87	-66.98	-13.00	-53.98	peak	
2		153.190	-70.71	3.76	-66.95	-13.00	-53.95	peak	
3		198.780	-66.48	-1.87	-68.35	-13.00	-55.35	peak	
4		382.110	-74.74	6.08	-68.66	-13.00	-55.66	peak	
5		417.030	-73.67	6.73	-66.94	-13.00	-53.94	peak	
6	*	707.060	-76.63	13.81	-62.82	-13.00	-49.82	peak	

Test Mode: LTE Band 4\_TX CH20175\_1.4M

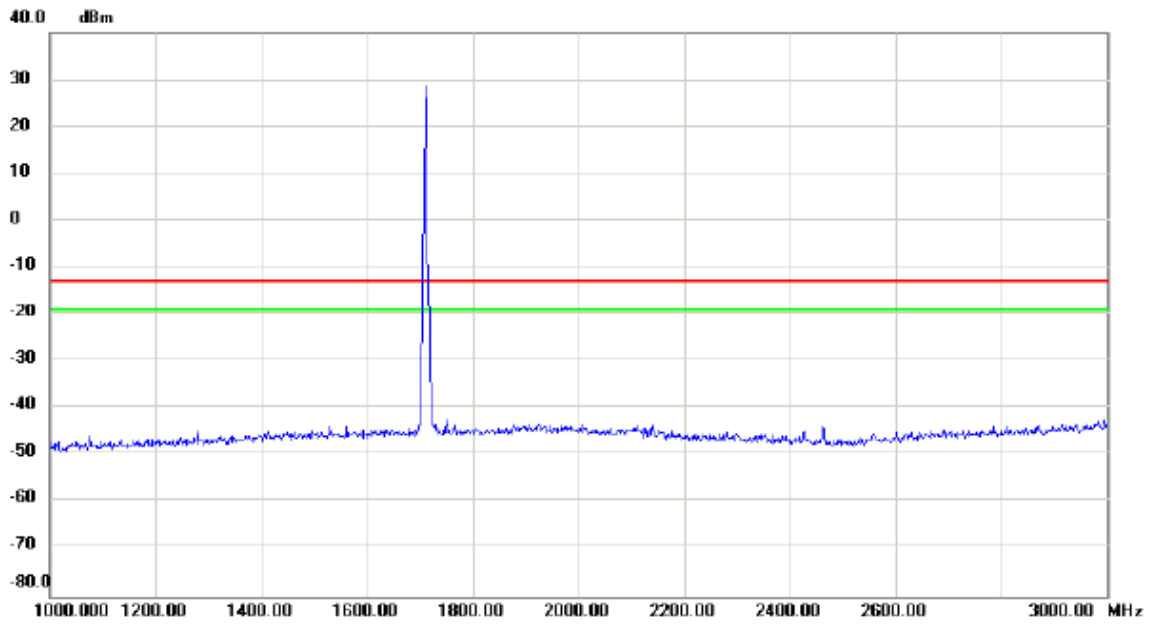
**Vertical**



No.	Mk.	Freq.	Reading Level	Correct Factor	Measurement	Limit	Margin	Detector	Comment
		MHz	dBm	dB	dBm	dBm	dB		
		1750.00	28.00	0.00	28.00	-15.00	43.00		

Test Mode: LTE Band 4\_TX CH20175\_1.4M

**Horizontal**

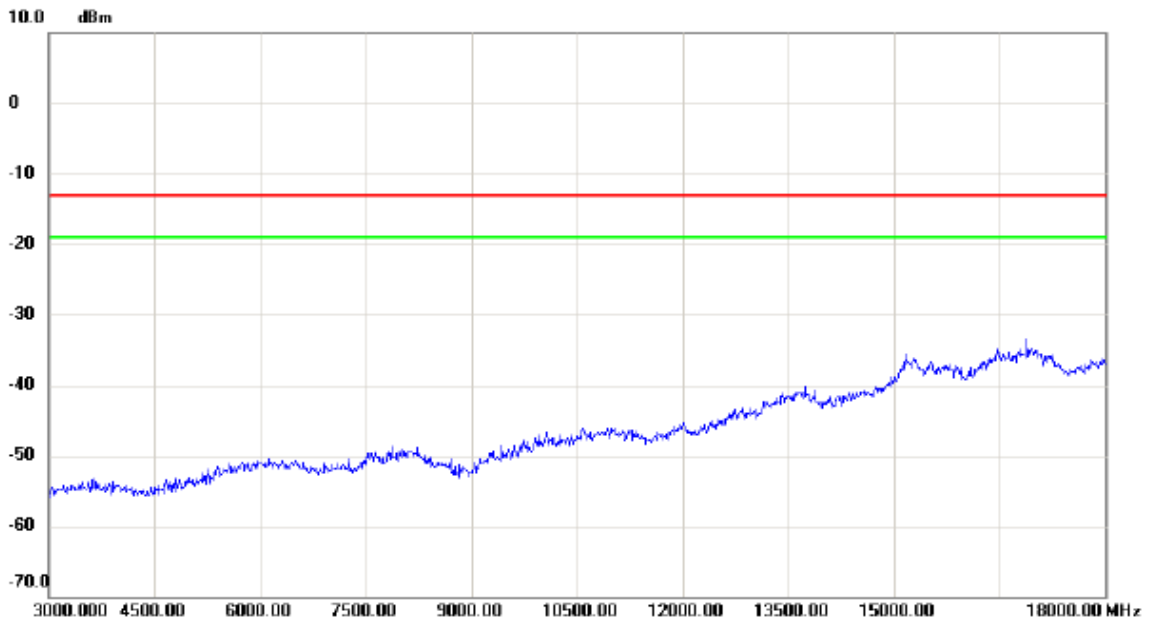


No.	Mk.	Freq.	Reading Level	Correct Factor	Measurement	Limit	Margin	Detector	Comment
		MHz	dBm	dB	dBm	dBm	dB		
		1750.00	28.00	0.00	28.00	-15.00	43.00		



Test Mode: LTE Band 4\_TX CH20175\_1.4M

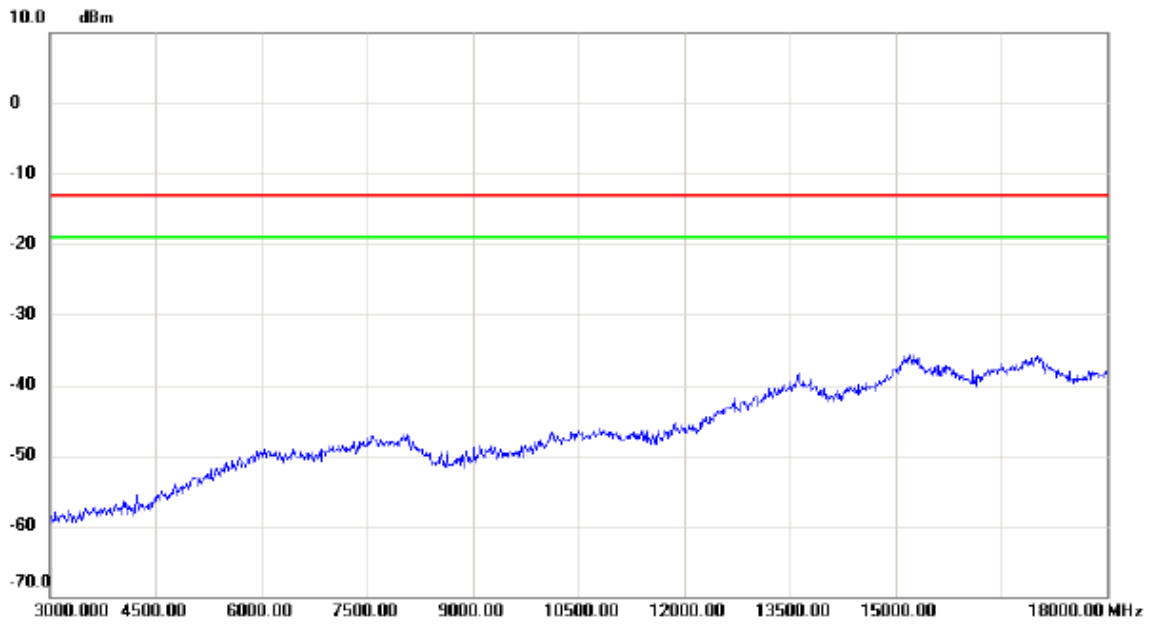
**Vertical**



No.	Mk.	Freq.	Reading Level	Correct Factor	Measurement	Limit	Margin	Detector	Comment
		MHz	dBm	dB	dBm	dBm	dB		

Test Mode: LTE Band 4\_TX CH20175\_1.4M

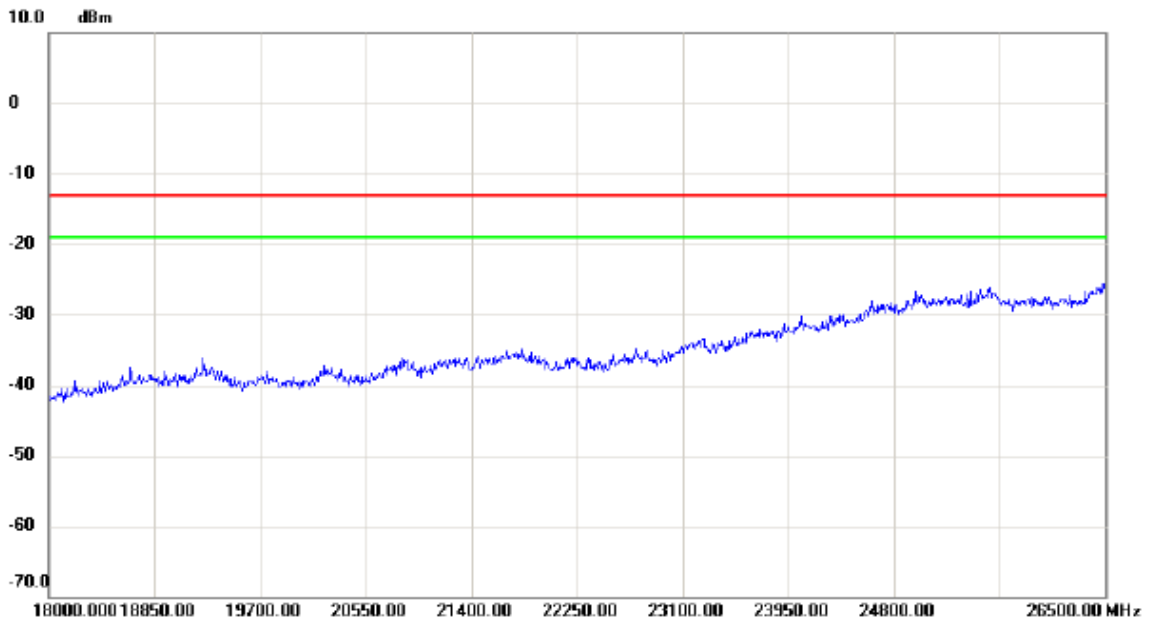
**Horizontal**



No.	Mk.	Freq.	Reading Level	Correct Factor	Measurement	Limit	Margin	Detector	Comment
		MHz	dBm	dB	dBm	dBm	dB		

Test Mode: LTE Band 4\_TX CH20175\_1.4M

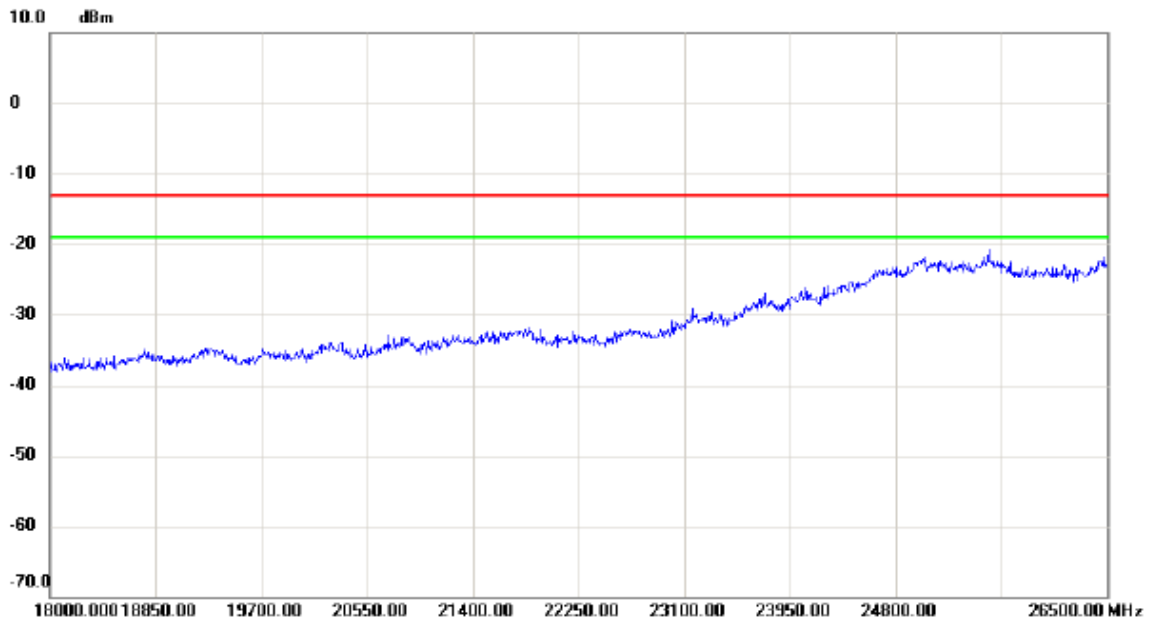
Vertical



No.	Mk.	Freq.	Reading Level	Correct Factor	Measurement	Limit	Margin	Detector	Comment
		MHz	dBm	dB	dBm	dBm	dB		
		18000.000	-45.0		-45.0	-15.0	-30.0		
		18850.00	-42.0		-42.0	-15.0	-27.0		
		19700.00	-40.0		-40.0	-15.0	-25.0		
		20550.00	-38.0		-38.0	-15.0	-23.0		
		21400.00	-36.0		-36.0	-15.0	-21.0		
		22250.00	-34.0		-34.0	-15.0	-19.0		
		23100.00	-32.0		-32.0	-15.0	-17.0		
		23950.00	-30.0		-30.0	-15.0	-15.0		
		24800.00	-28.0		-28.0	-15.0	-13.0		
		26500.00	-25.0		-25.0	-15.0	-10.0		

Test Mode: LTE Band 4\_TX CH20175\_1.4M

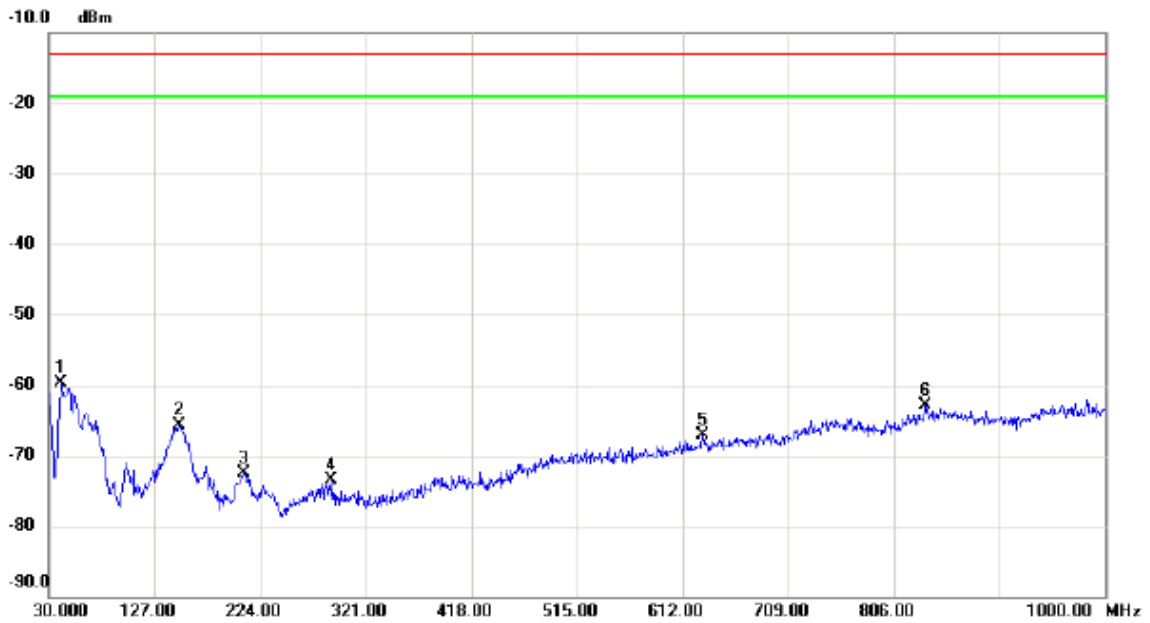
**Horizontal**



No.	Mk.	Freq.	Reading Level	Correct Factor	Measurement	Limit	Margin	Detector	Comment
		MHz	dBm	dB	dBm	dBm	dB		

Test Mode: LTE Band 4\_TX CH20175\_20M

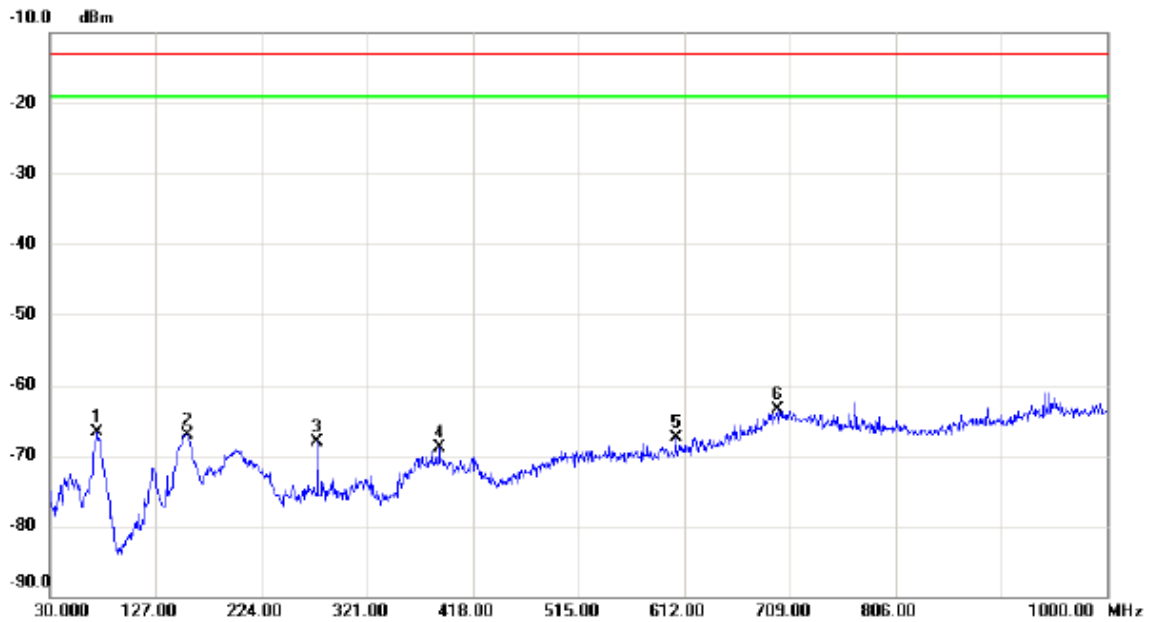
**Vertical**



No.	Mk.	Freq. MHz	Reading Level dBm	Correct Factor dB	Measure- ment dBm	Limit dBm	Margin dB	Detector	Comment
1	*	40.670	-61.78	2.10	-59.68	-13.00	-46.68	peak	
2		149.310	-68.79	3.08	-65.71	-13.00	-52.71	peak	
3		209.450	-69.94	-2.48	-72.42	-13.00	-59.42	peak	
4		289.960	-75.67	2.22	-73.45	-13.00	-60.45	peak	
5		630.430	-76.73	9.56	-67.17	-13.00	-54.17	peak	
6		835.100	-76.58	13.71	-62.87	-13.00	-49.87	peak	

Test Mode: LTE Band 4\_TX CH20175\_20M

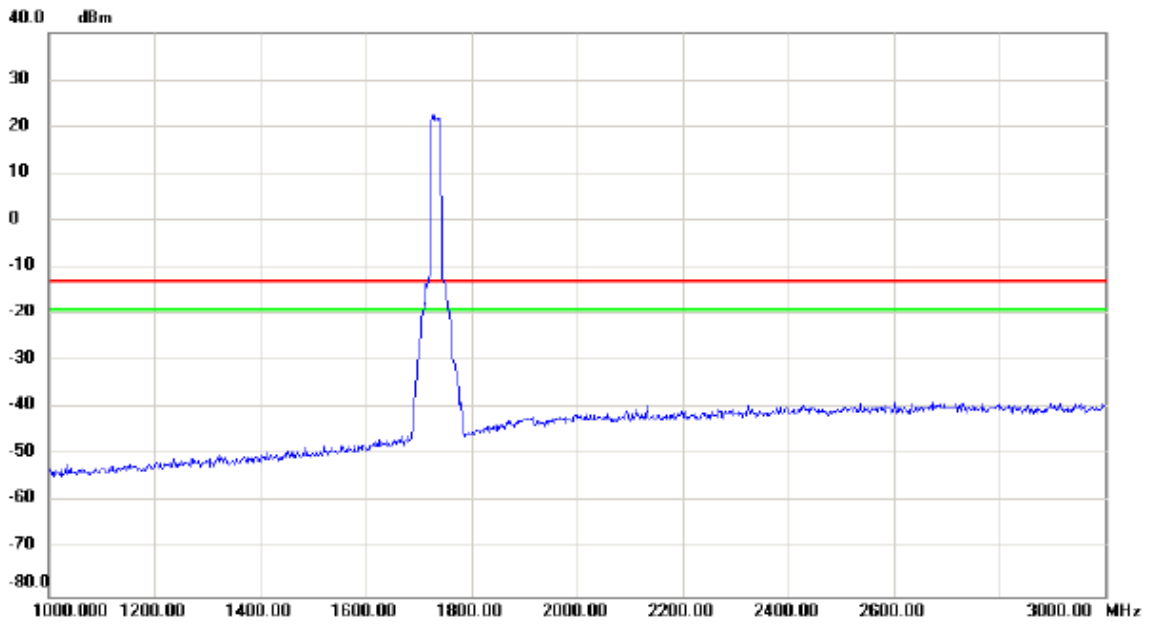
### Horizontal



No.	Mk.	Freq. MHz	Reading Level dBm	Correct Factor dB	Measure- ment dBm	Limit dBm	Margin dB	Detector	Comment
1		73.650	-60.50	-6.25	-66.75	-13.00	-53.75	peak	
2		156.100	-70.35	3.33	-67.02	-13.00	-54.02	peak	
3		275.410	-70.90	2.74	-68.16	-13.00	-55.16	peak	
4		386.960	-74.97	6.02	-68.95	-13.00	-55.95	peak	
5		604.240	-76.74	9.25	-67.49	-13.00	-54.49	peak	
6	*	697.360	-77.21	13.80	-63.41	-13.00	-50.41	peak	

Test Mode: LTE Band 4\_TX CH20175\_20M

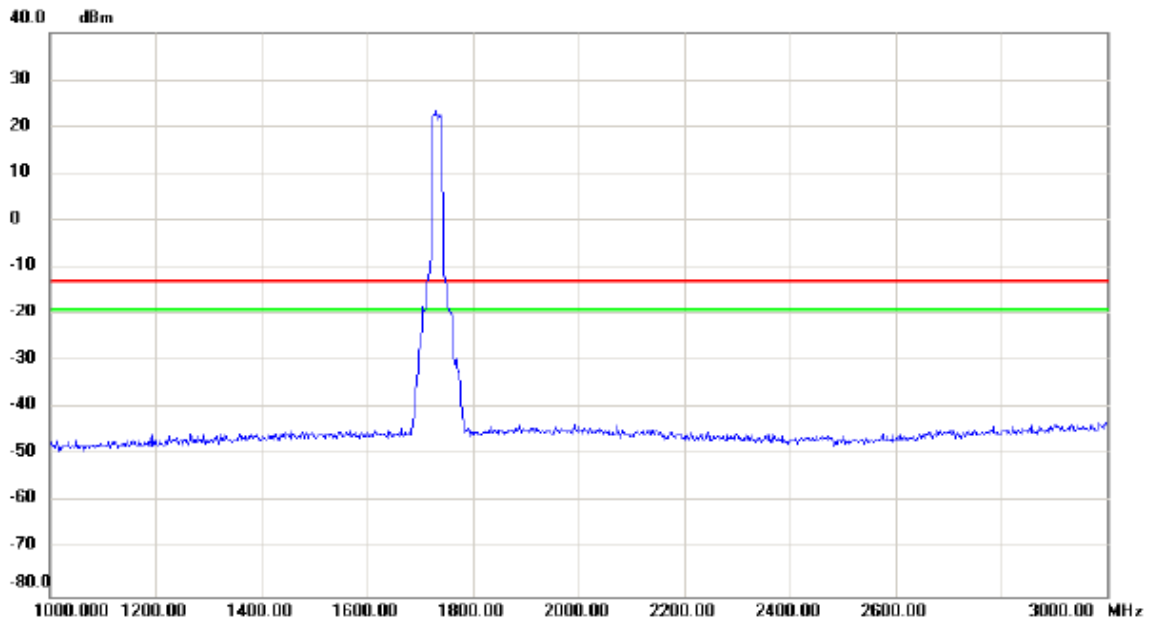
**Vertical**



No.	Mk.	Freq.	Reading Level	Correct Factor	Measurement	Limit	Margin	Detector	Comment
		MHz	dBm	dB	dBm	dBm	dB		
		1750.00	22.00	0.00	22.00	-15.00	7.00		

Test Mode: LTE Band 4\_TX CH20175\_20M

**Horizontal**

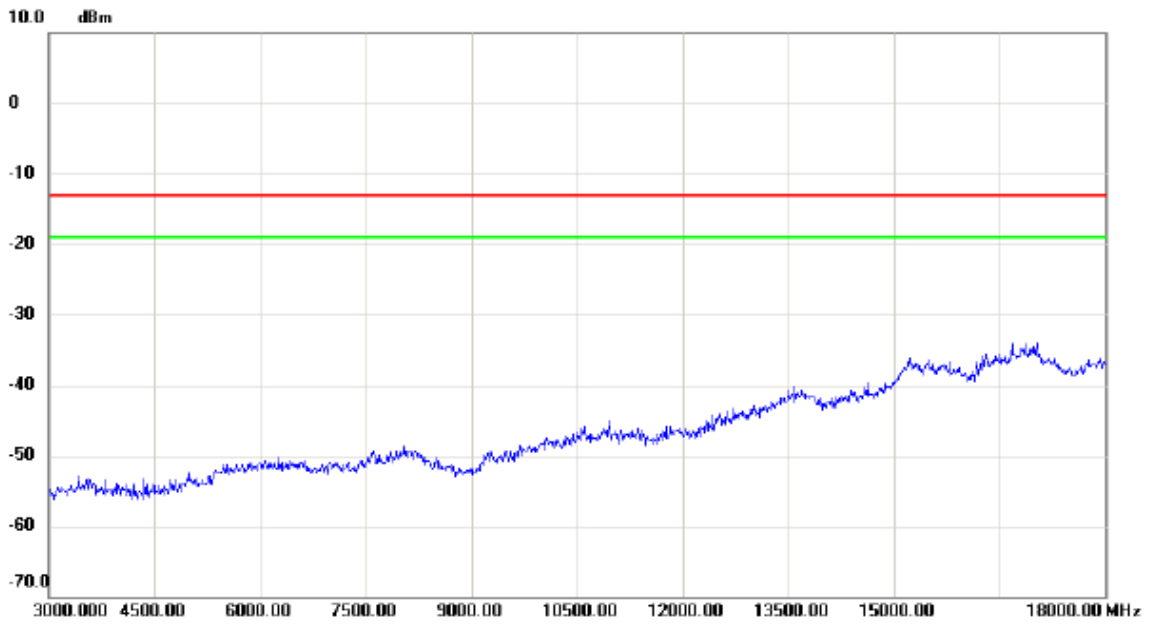


No.	Mk.	Freq.	Reading Level	Correct Factor	Measurement	Limit	Margin	Detector	Comment
		MHz	dBm	dB	dBm	dBm	dB		
		1750.00	22.00	0.00	22.00	-15.00	37.00		



Test Mode: LTE Band 4\_TX CH20175\_20M

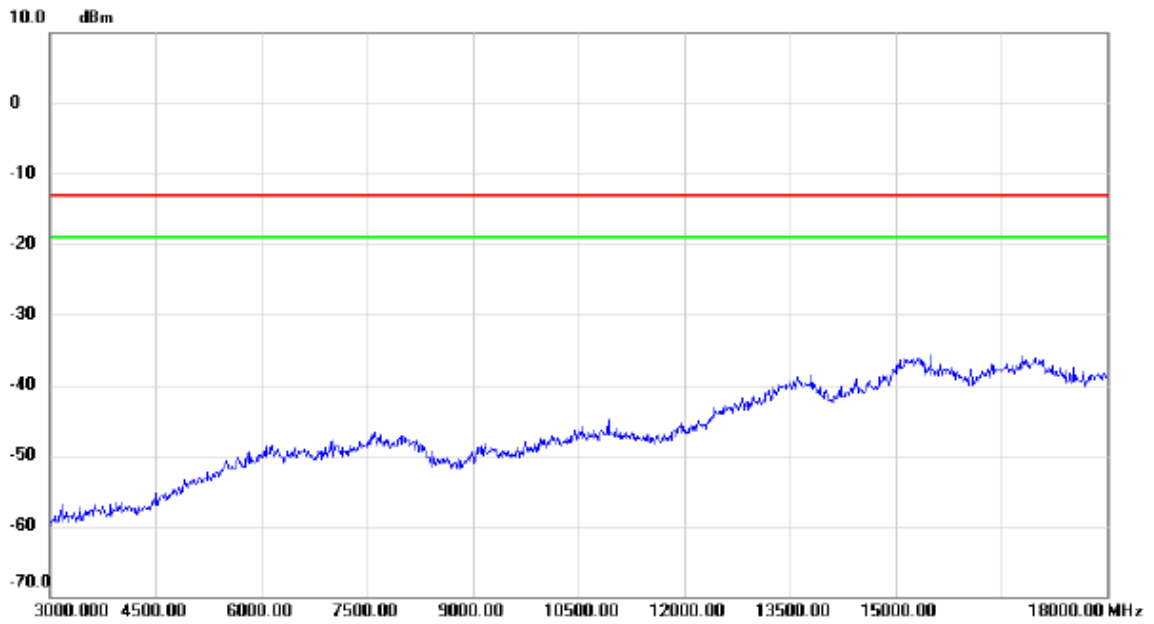
**Vertical**



No.	Mk.	Freq.	Reading Level	Correct Factor	Measurement	Limit	Margin	Detector	Comment
		MHz	dBm	dB	dBm	dBm	dB		

Test Mode: LTE Band 4\_TX CH20175\_20M

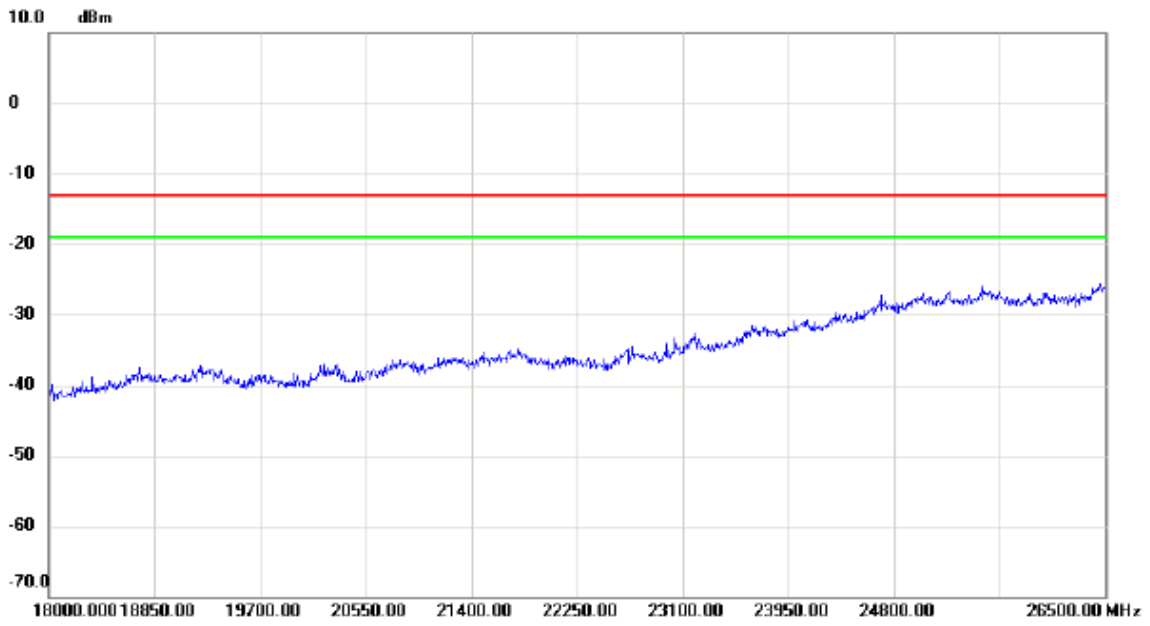
**Horizontal**



No.	Mk.	Freq.	Reading Level	Correct Factor	Measurement	Limit	Margin	Detector	Comment
		MHz	dBm	dB	dBm	dBm	dB		

Test Mode: LTE Band 4\_TX CH20175\_20M

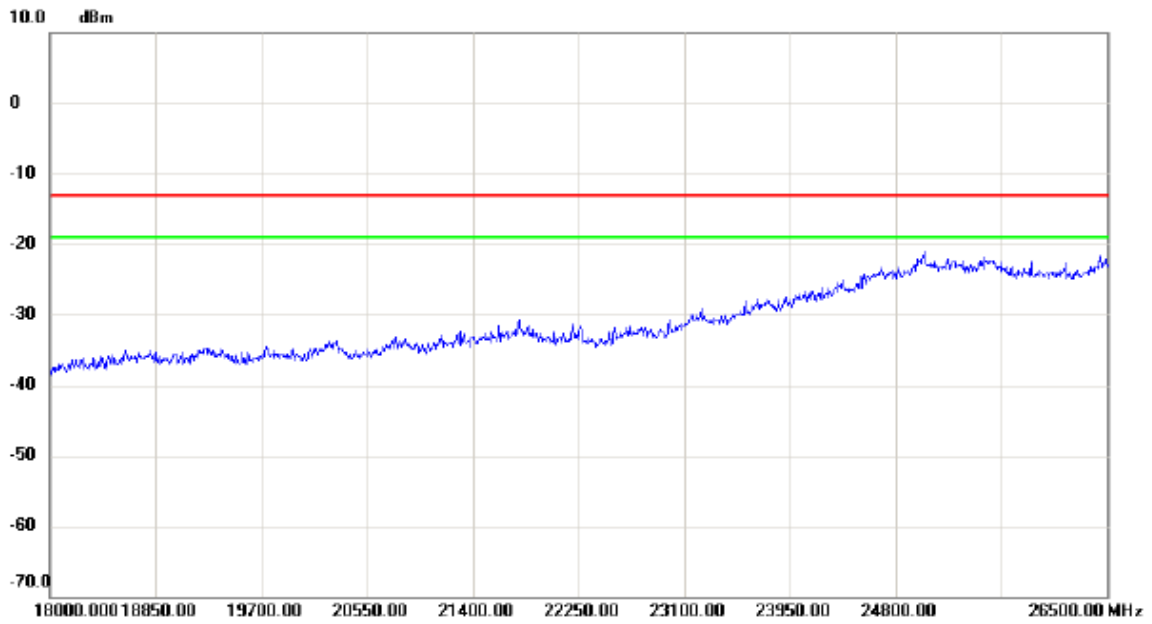
**Vertical**



No.	Mk.	Freq.	Reading Level	Correct Factor	Measurement	Limit	Margin	Detector	Comment
		MHz	dBm	dB	dBm	dBm	dB		

Test Mode: LTE Band 4\_TX CH20175\_20M

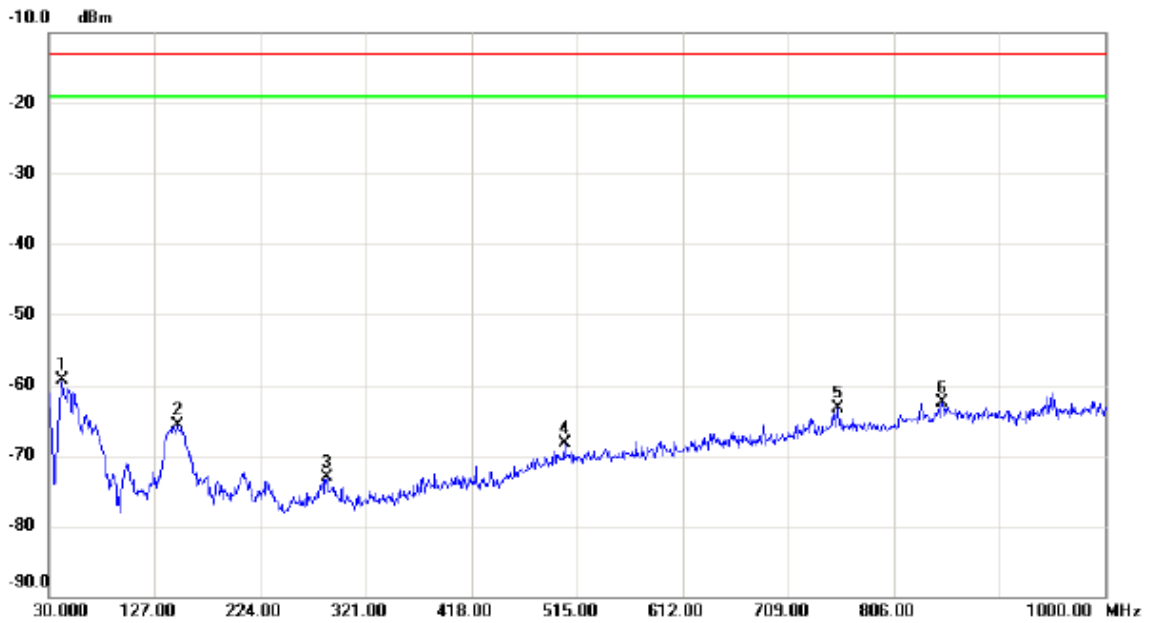
**Horizontal**



No.	Mk.	Freq.	Reading Level	Correct Factor	Measurement	Limit	Margin	Detector	Comment
		MHz	dBm	dB	dBm	dBm	dB		

Test Mode: LTE Band 7\_TX CH21100\_5M

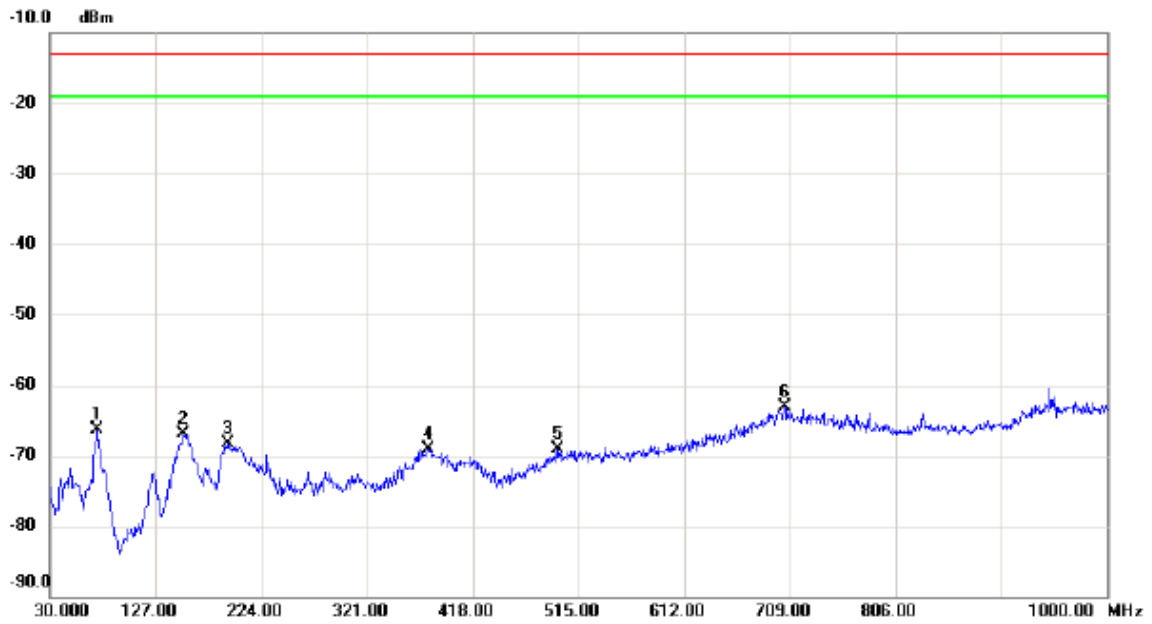
Vertical



No.	Mk.	Freq. MHz	Reading Level dBm	Correct Factor dB	Measure- ment dBm	Limit dBm	Margin dB	Detector	Comment
1	*	41.640	-61.33	2.06	-59.27	-13.00	-46.27	peak	
2		148.340	-68.75	2.98	-65.77	-13.00	-52.77	peak	
3		285.110	-75.57	2.43	-73.14	-13.00	-60.14	peak	
4		503.360	-75.90	7.54	-68.36	-13.00	-55.36	peak	
5		754.590	-75.79	12.42	-63.37	-13.00	-50.37	peak	
6		850.620	-76.94	14.46	-62.48	-13.00	-49.48	peak	

Test Mode: LTE Band 7\_TX CH21100\_5M

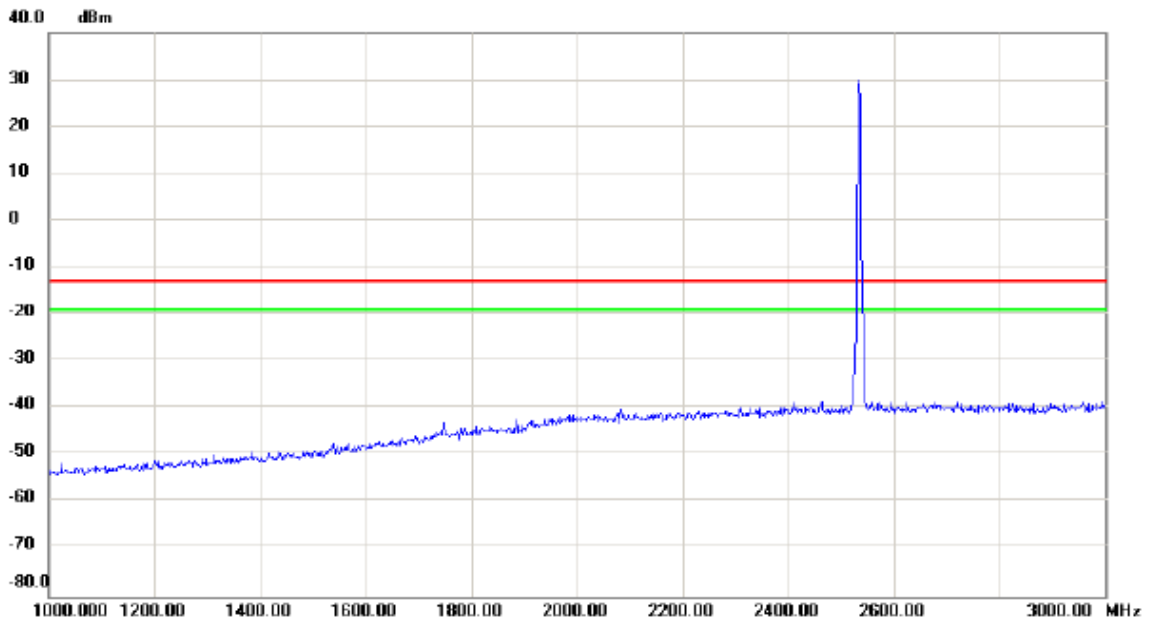
**Horizontal**



No.	Mk.	Freq. MHz	Reading Level dBm	Correct Factor dB	Measure- ment dBm	Limit dBm	Margin dB	Detector	Comment
1		73.650	-59.98	-6.25	-66.23	-13.00	-53.23	peak	
2		152.220	-70.79	3.91	-66.88	-13.00	-53.88	peak	
3		192.960	-66.70	-1.68	-68.38	-13.00	-55.38	peak	
4		377.260	-74.77	5.77	-69.00	-13.00	-56.00	peak	
5		495.600	-76.84	7.74	-69.10	-13.00	-56.10	peak	
6	*	704.150	-76.96	13.88	-63.08	-13.00	-50.08	peak	

Test Mode: LTE Band 7\_TX CH21100\_5M

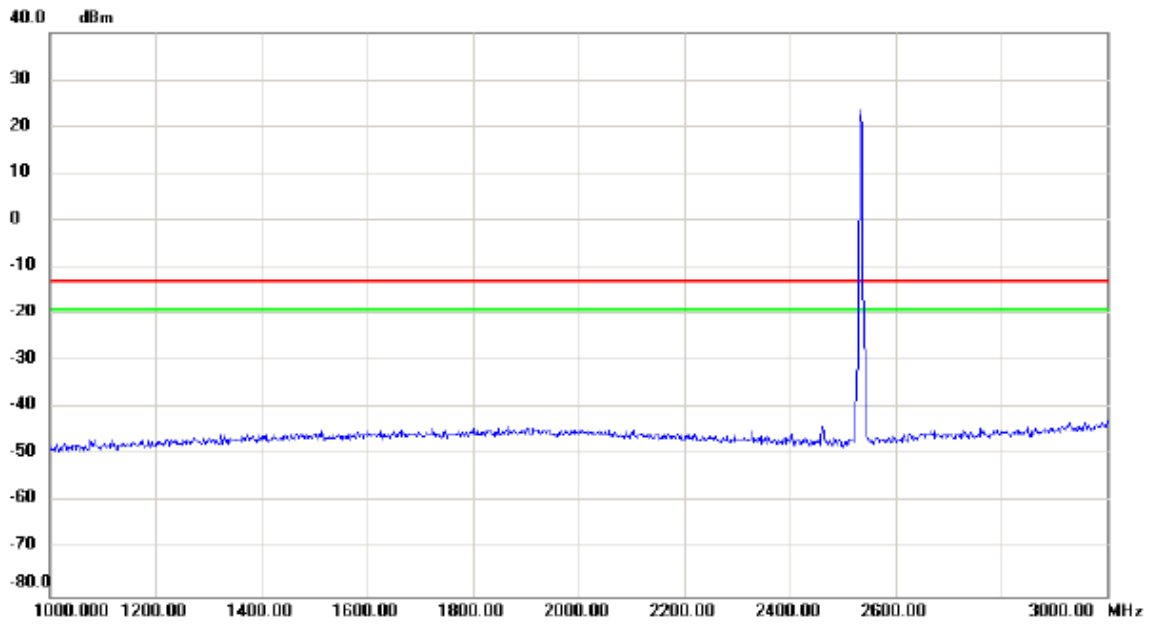
**Vertical**



No.	Mk.	Freq.	Reading Level	Correct Factor	Measurement	Limit	Margin	Detector	Comment
		MHz	dBm	dB	dBm	dBm	dB		
		2550.00	30.00	0.00	30.00	-15.00	45.00		

Test Mode: LTE Band 7\_TX CH21100\_5M

**Horizontal**

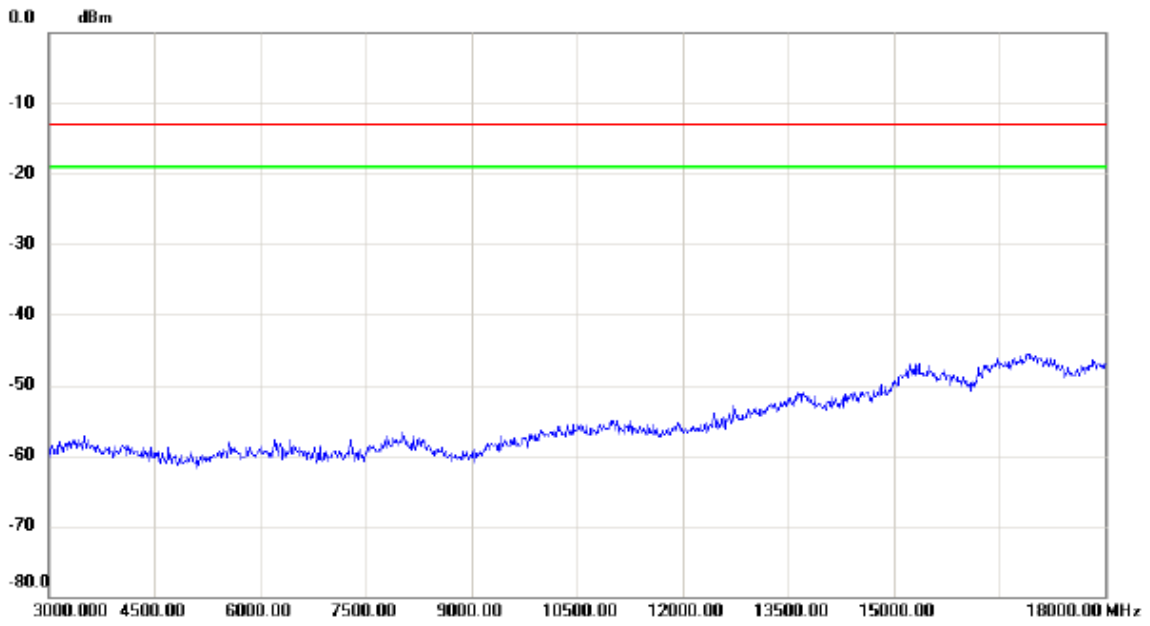


No.	Mk.	Freq.	Reading Level	Correct Factor	Measurement	Limit	Margin	Detector	Comment
		MHz	dBm	dB	dBm	dBm	dB		
		2510.000	22.0	0.0	22.0	-15.0	37.0		



Test Mode: LTE Band 7\_TX CH21100\_5M

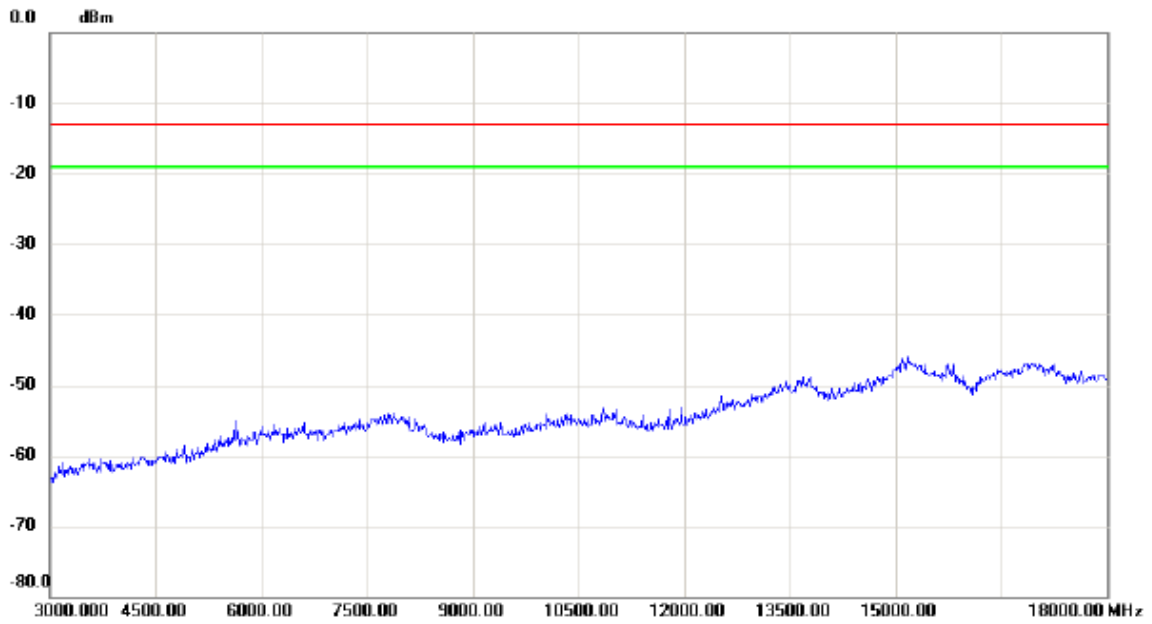
**Vertical**



No.	Mk.	Freq.	Reading Level	Correct Factor	Measurement	Limit	Margin	Detector	Comment
		MHz	dBm	dB	dBm	dBm	dB		

Test Mode: LTE Band 7\_TX CH21100\_5M

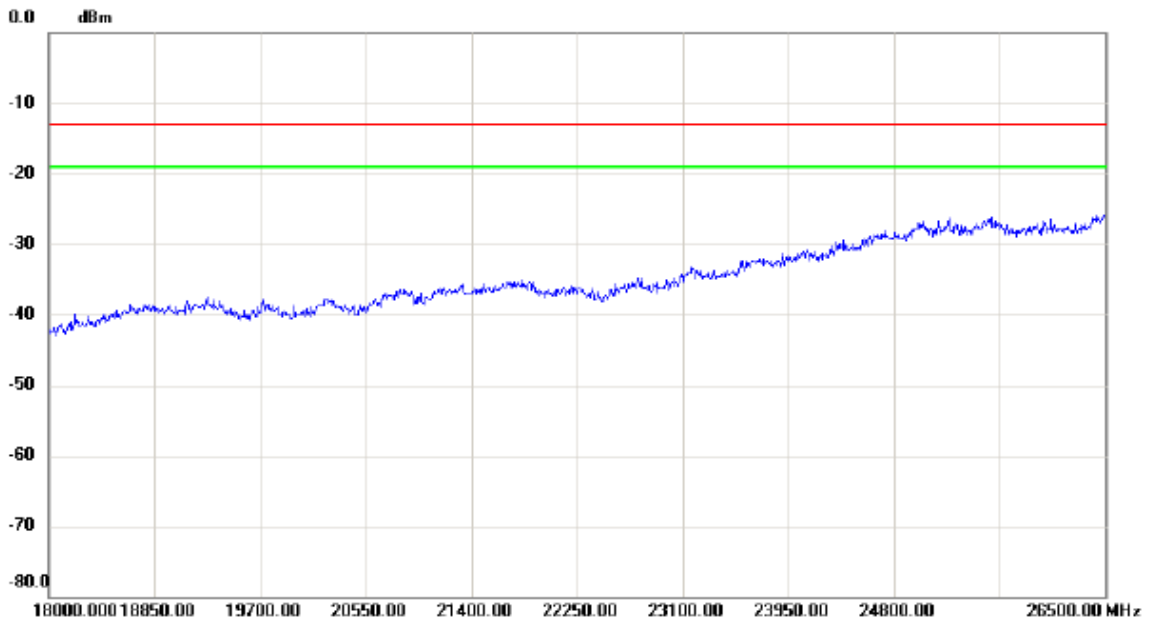
**Horizontal**



No.	Mk.	Freq.	Reading Level	Correct Factor	Measurement	Limit	Margin	Detector	Comment
		MHz	dBm	dB	dBm	dBm	dB		

Test Mode: LTE Band 7\_TX CH21100\_5M

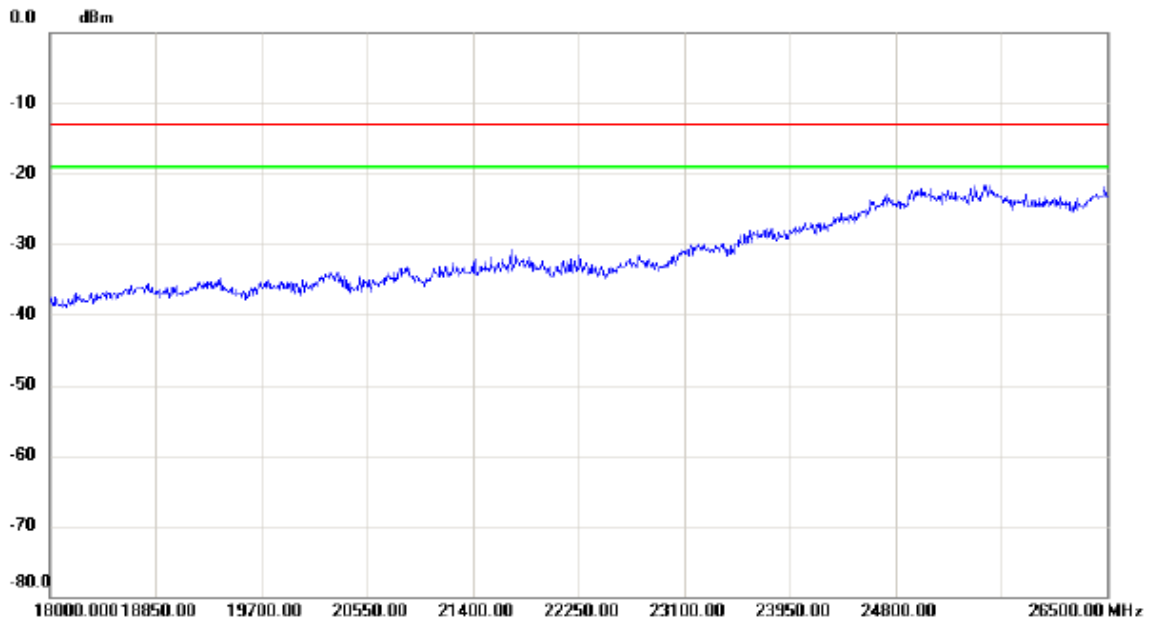
**Vertical**



No.	Mk.	Freq.	Reading Level	Correct Factor	Measurement	Limit	Margin	Detector	Comment
		MHz	dBm	dB	dBm	dBm	dB		

Test Mode: LTE Band 7\_TX CH21100\_5M

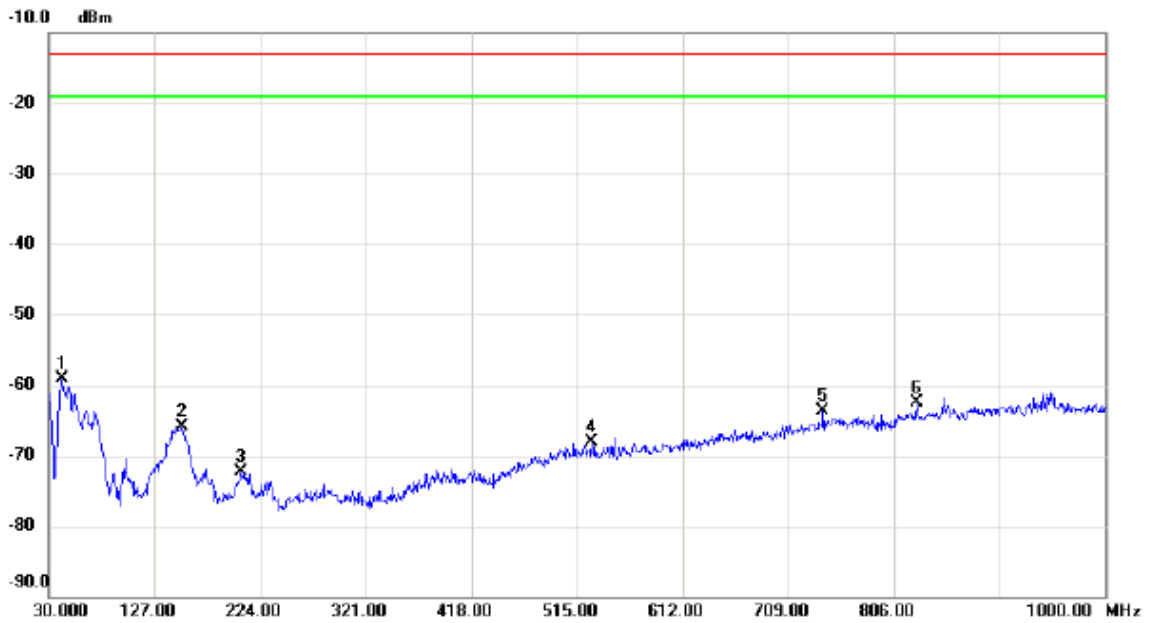
**Horizontal**



No.	Mk.	Freq.	Reading Level	Correct Factor	Measurement	Limit	Margin	Detector	Comment
		MHz	dBm	dB	dBm	dBm	dB		

Test Mode: LTE Band 7\_TX CH21100\_20M

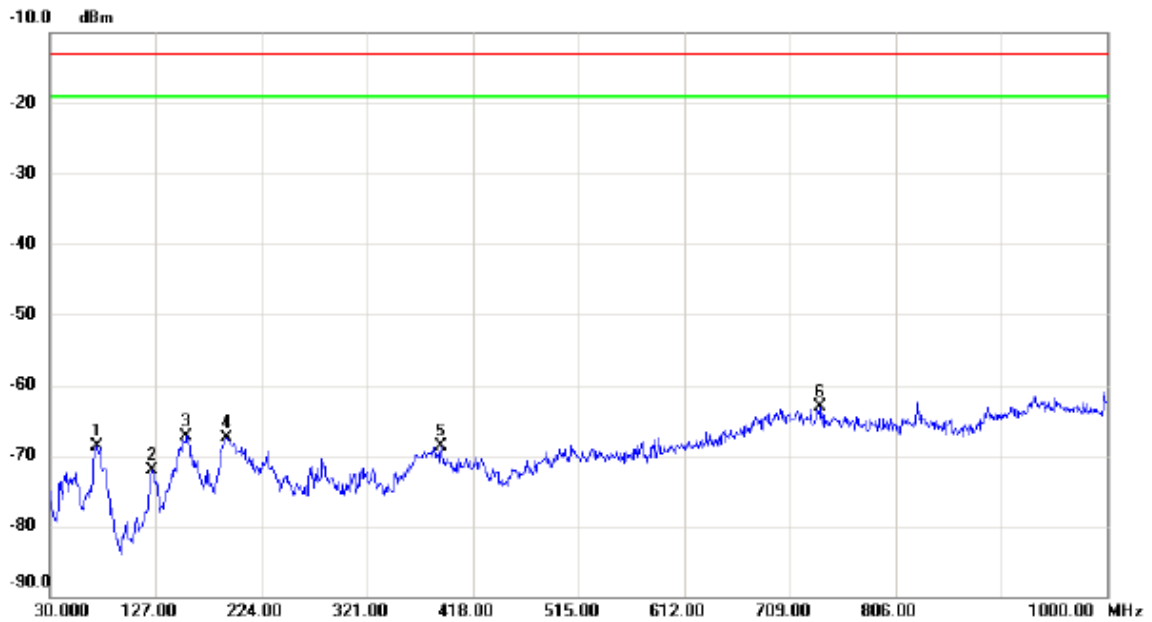
**Vertical**



No.	Mk.	Freq. MHz	Reading Level dBm	Correct Factor dB	Measure- ment dBm	Limit dBm	Margin dB	Detector	Comment
1	*	41.640	-61.09	2.06	-59.03	-13.00	-46.03	peak	
2		152.220	-69.02	3.16	-65.86	-13.00	-52.86	peak	
3		206.540	-69.80	-2.43	-72.23	-13.00	-59.23	peak	
4		528.580	-75.52	7.49	-68.03	-13.00	-55.03	peak	
5		741.010	-75.81	12.12	-63.69	-13.00	-50.69	peak	
6		827.340	-75.71	13.30	-62.41	-13.00	-49.41	peak	

Test Mode: LTE Band 7\_TX CH21100\_20M

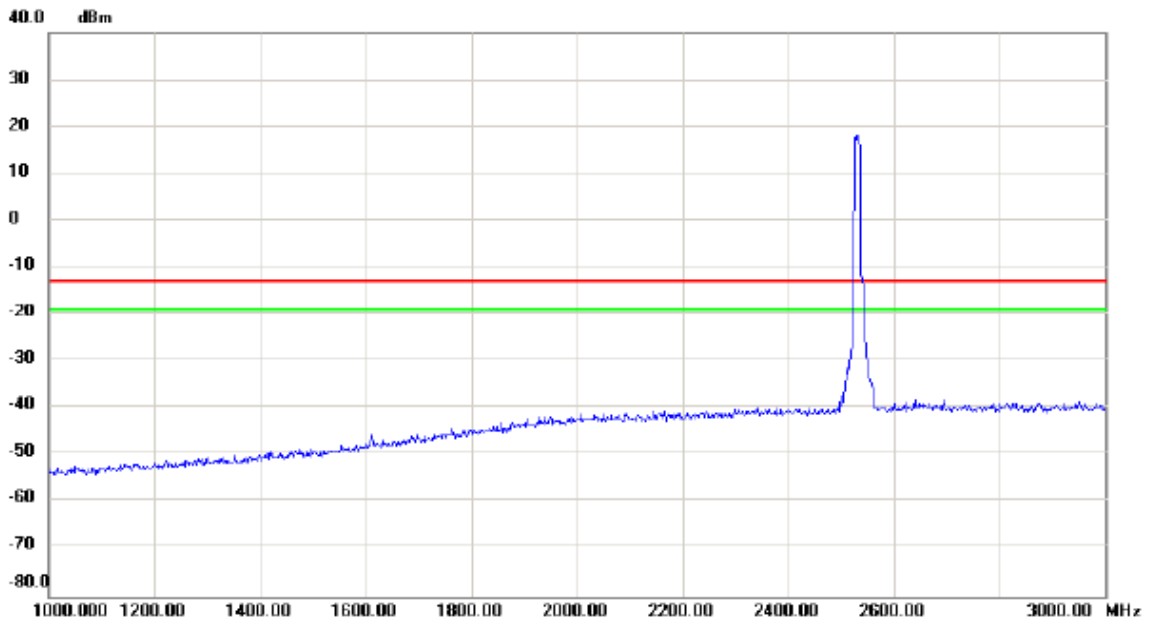
**Horizontal**



No.	Mk.	Freq. MHz	Reading Level dBm	Correct Factor dB	Measure- ment dBm	Limit dBm	Margin dB	Detector	Comment
1		72.680	-63.00	-5.63	-68.63	-13.00	-55.63	peak	
2		123.120	-69.48	-2.52	-72.00	-13.00	-59.00	peak	
3		155.130	-70.81	3.48	-67.33	-13.00	-54.33	peak	
4		191.990	-65.78	-1.65	-67.43	-13.00	-54.43	peak	
5		388.900	-74.67	6.00	-68.67	-13.00	-55.67	peak	
6	*	737.130	-76.23	13.08	-63.15	-13.00	-50.15	peak	

Test Mode: LTE Band 7\_TX CH21100\_20M

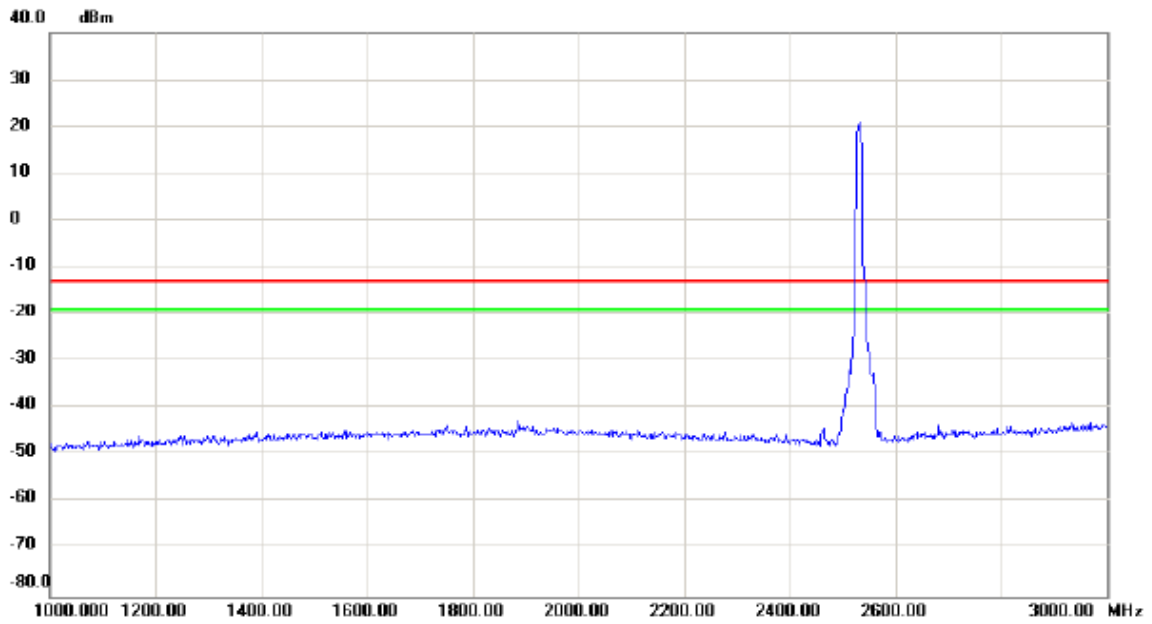
**Vertical**



No.	Mk.	Freq.	Reading Level	Correct Factor	Measurement	Limit	Margin	Detector	Comment
		MHz	dBm	dB	dBm	dBm	dB		
		2500.00	18.00	0.00	18.00	-15.00	33.00		

Test Mode: LTE Band 7\_TX CH21100\_20M

**Horizontal**

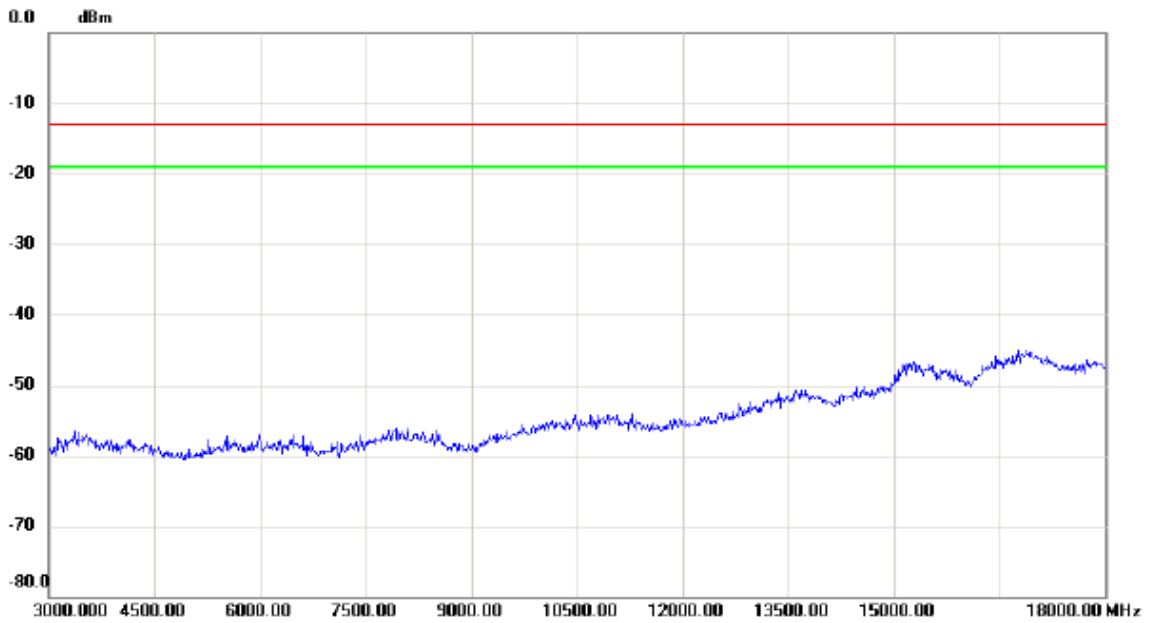


No.	Mk.	Freq.	Reading Level	Correct Factor	Measurement	Limit	Margin	Detector	Comment
		MHz	dBm	dB	dBm	dBm	dB		
		2510.00	20.00		20.00	-15.00	5.00		



Test Mode: LTE Band 7\_TX CH21100\_20M

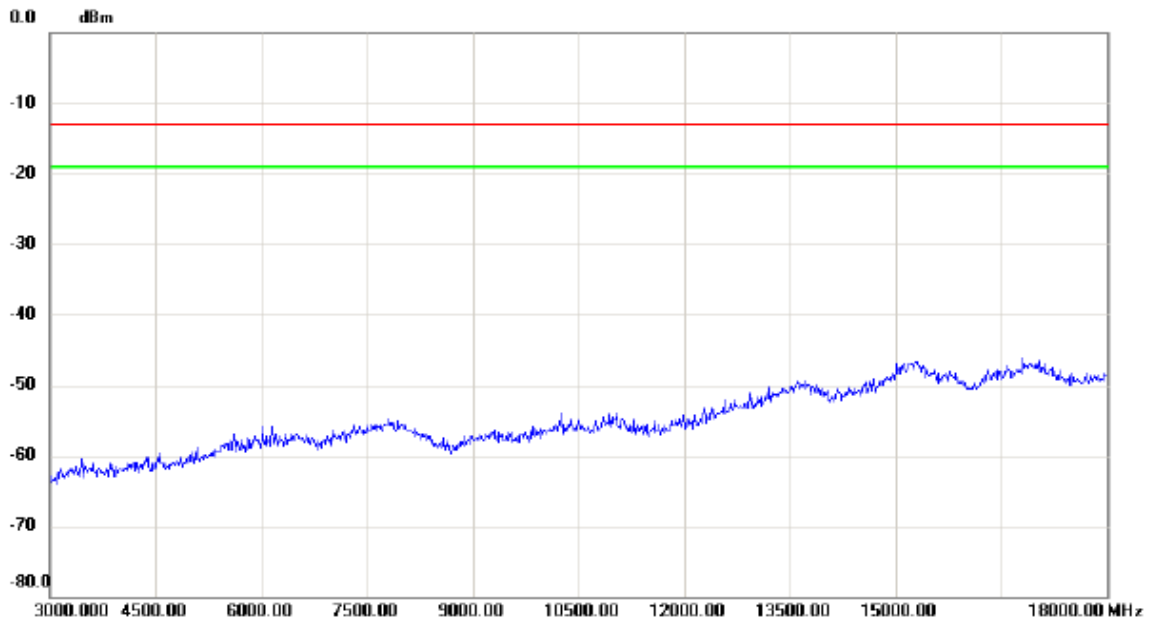
**Vertical**



No.	Mk.	Freq.	Reading Level	Correct Factor	Measurement	Limit	Margin	Detector	Comment
		MHz	dBm	dB	dBm	dBm	dB		

Test Mode: LTE Band 7\_TX CH21100\_20M

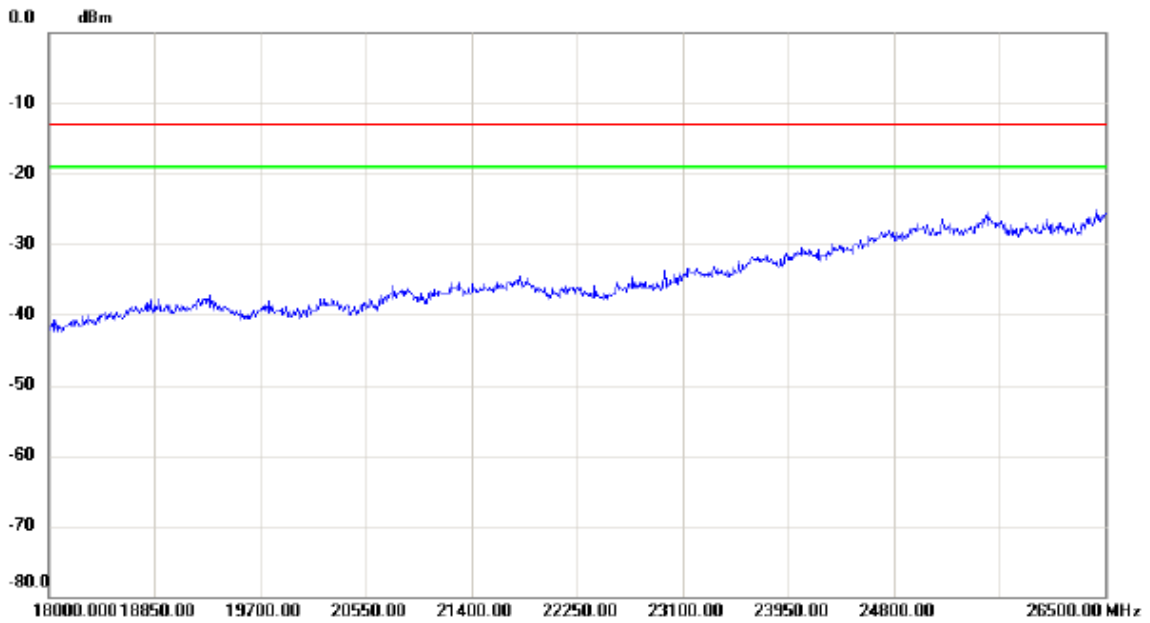
### Horizontal



No.	Mk.	Freq.	Reading Level	Correct Factor	Measurement	Limit	Margin	Detector	Comment
		MHz	dBm	dB	dBm	dBm	dB		

Test Mode: LTE Band 7\_TX CH21100\_20M

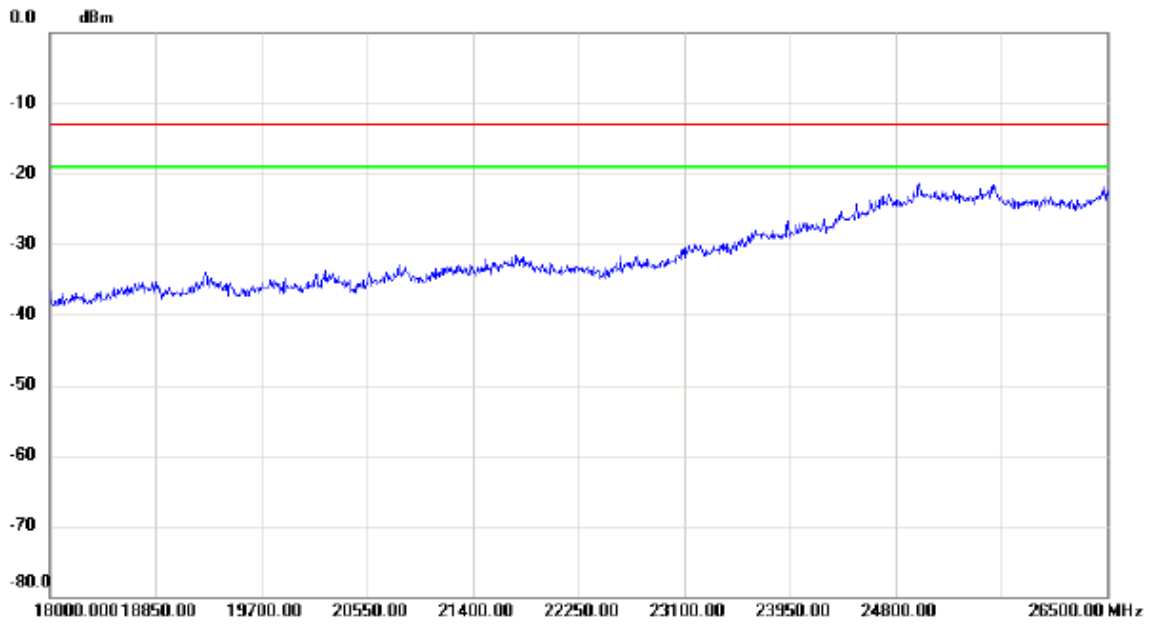
**Vertical**



No.	Mk.	Freq.	Reading Level	Correct Factor	Measurement	Limit	Margin	Detector	Comment
		MHz	dBm	dB	dBm	dBm	dB		

Test Mode: LTE Band 7\_TX CH21100\_20M

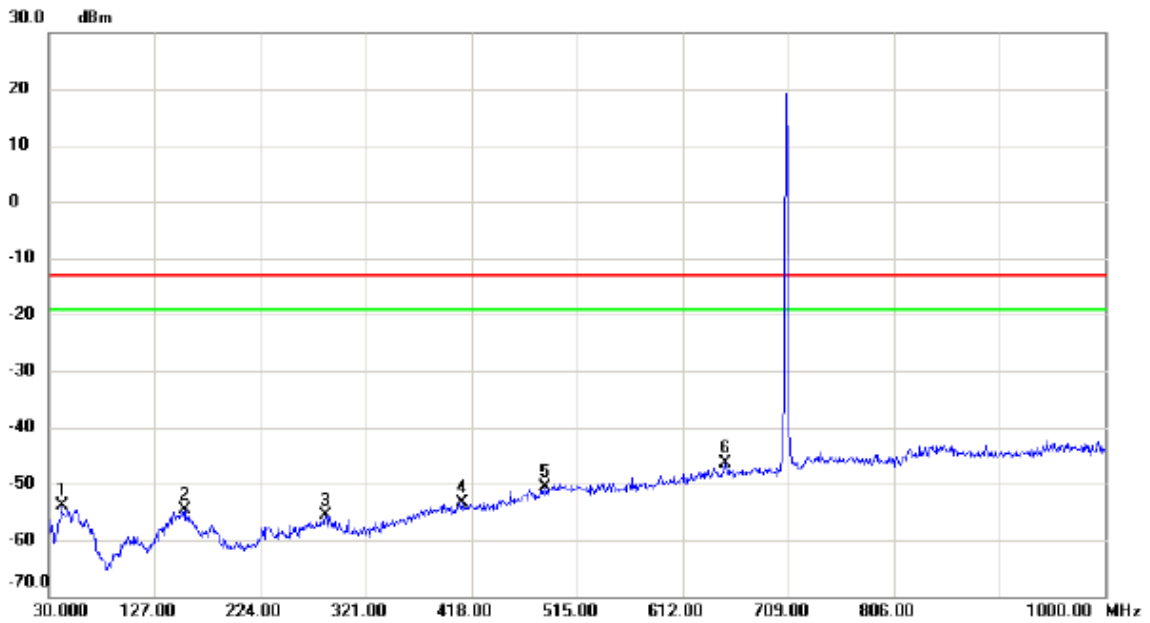
### Horizontal



No.	Mk.	Freq.	Reading Level	Correct Factor	Measurement	Limit	Margin	Detector	Comment
		MHz	dBm	dB	dBm	dBm	dB		

Test Mode: LTE Band 12\_TX CH23095\_1.4M

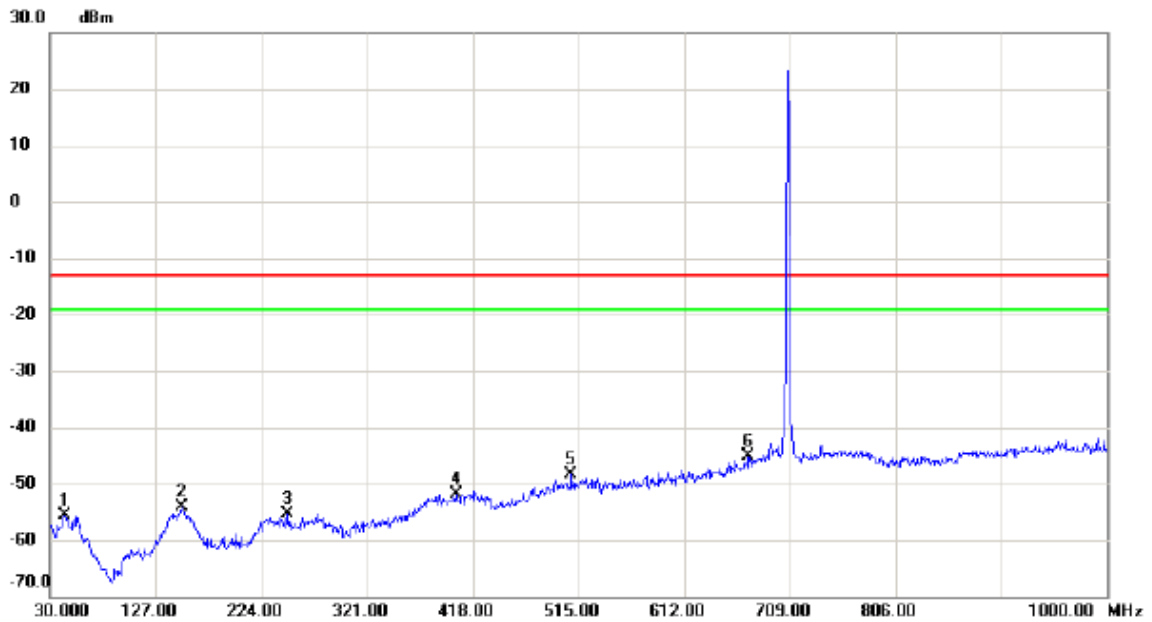
**Vertical**



No.	Mk.	Freq. MHz	Reading Level dBm	Correct Factor dB	Measure- ment dBm	Limit dBm	Margin dB	Detector	Comment
1		41.640	-75.99	22.06	-53.93	-13.00	-40.93	peak	
2		154.160	-77.69	23.16	-54.53	-13.00	-41.53	peak	
3		284.140	-78.14	22.47	-55.67	-13.00	-42.67	peak	
4		409.270	-77.63	24.36	-53.27	-13.00	-40.27	peak	
5		485.900	-77.42	26.73	-50.69	-13.00	-37.69	peak	
6	*	651.770	-76.61	30.13	-46.48	-13.00	-33.48	peak	

Test Mode: LTE Band 12\_TX CH23095\_1.4M

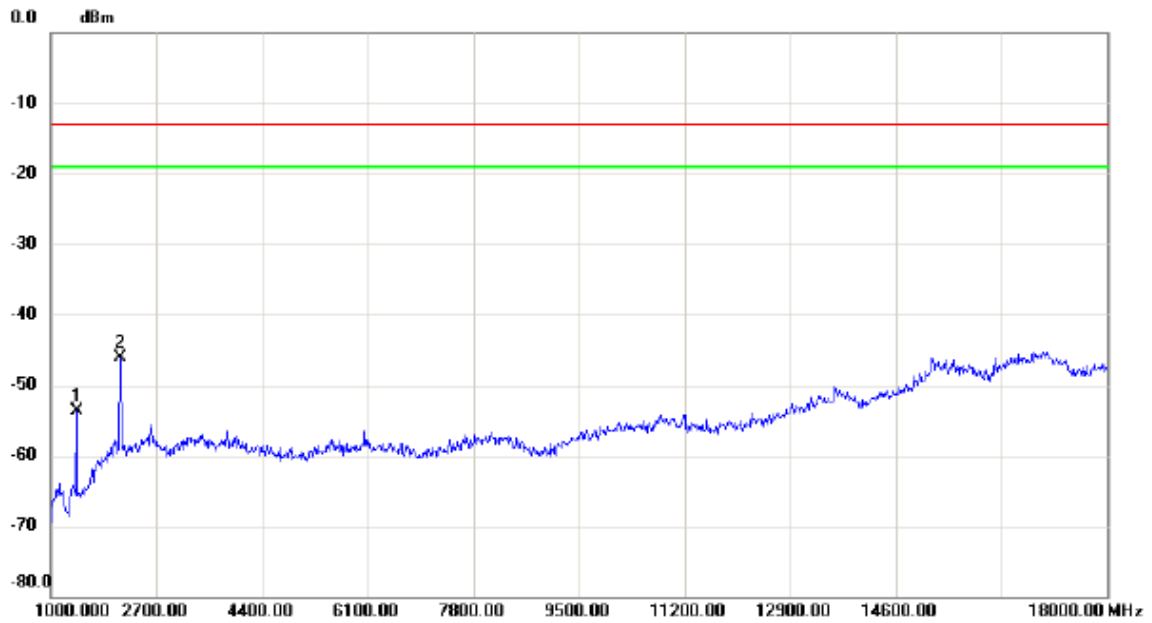
### Horizontal



No.	Mk.	Freq. MHz	Reading Level dBm	Correct Factor dB	Measure- ment dBm	Limit dBm	Margin dB	Detector	Comment
1		43.580	-78.36	22.78	-55.58	-13.00	-42.58	peak	
2		150.280	-78.43	24.20	-54.23	-13.00	-41.23	peak	
3		248.250	-77.21	21.96	-55.25	-13.00	-42.25	peak	
4		402.480	-77.77	26.00	-51.77	-13.00	-38.77	peak	
5		508.210	-76.55	28.07	-48.48	-13.00	-35.48	peak	
6	*	671.170	-77.01	32.01	-45.00	-13.00	-32.00	peak	

Test Mode: LTE Band 12\_TX CH23095\_1.4M

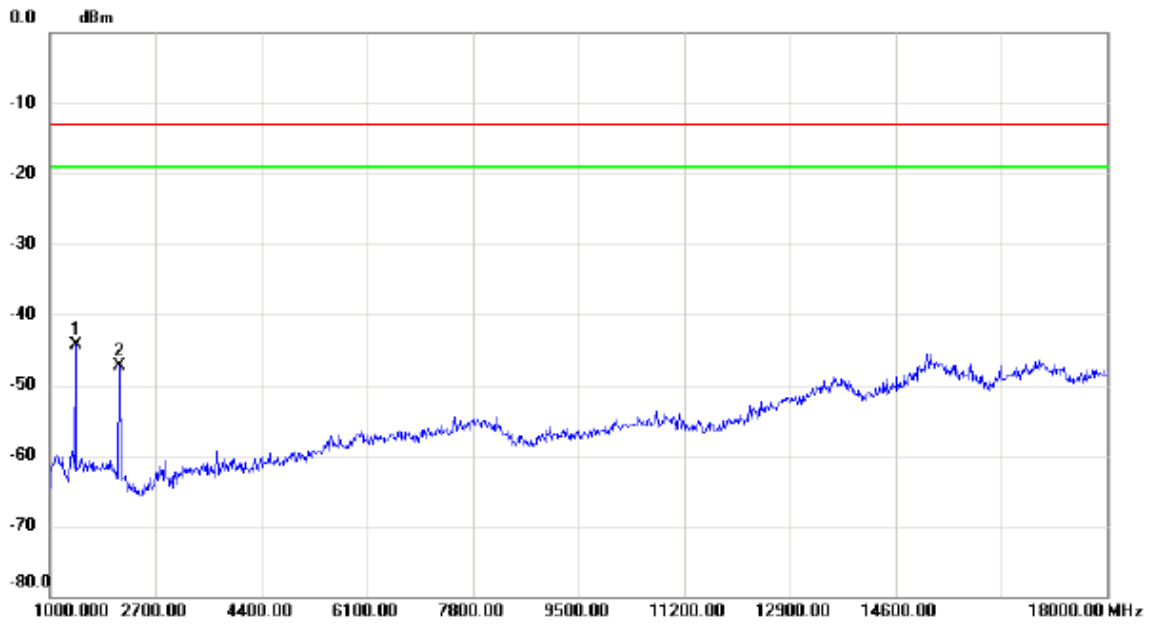
Vertical



No.	Mk.	Freq. MHz	Reading Level dBm	Correct Factor dB	Measure- ment dBm	Limit dBm	Margin dB	Detector	Comment
1		1408.000	-56.96	3.23	-53.73	-13.00	-40.73	peak	
2	*	2122.000	-57.43	11.26	-46.17	-13.00	-33.17	peak	

Test Mode: LTE Band 12\_TX CH23095\_1.4M

### Horizontal

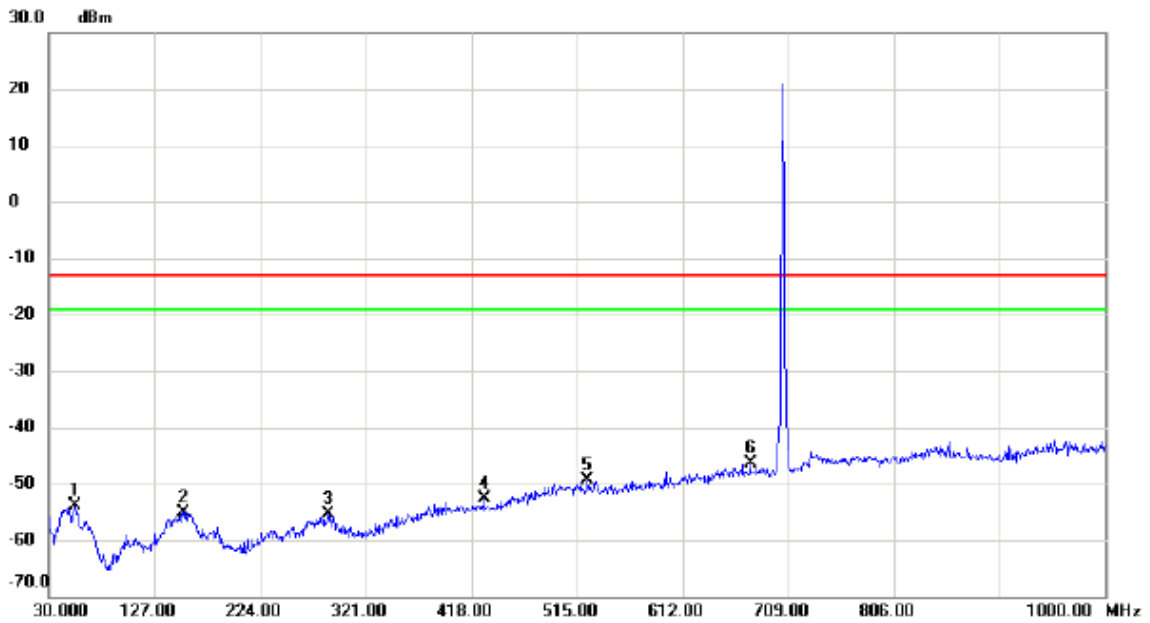


No.	Mk.	Freq. MHz	Reading Level dBm	Correct Factor dB	Measure- ment dBm	Limit dBm	Margin dB	Detector	Comment
1	*	1408.000	-51.80	7.48	-44.32	-13.00	-31.32	peak	
2		2122.000	-54.87	7.56	-47.31	-13.00	-34.31	peak	



Test Mode: LTE Band 12\_TX CH23095\_10M

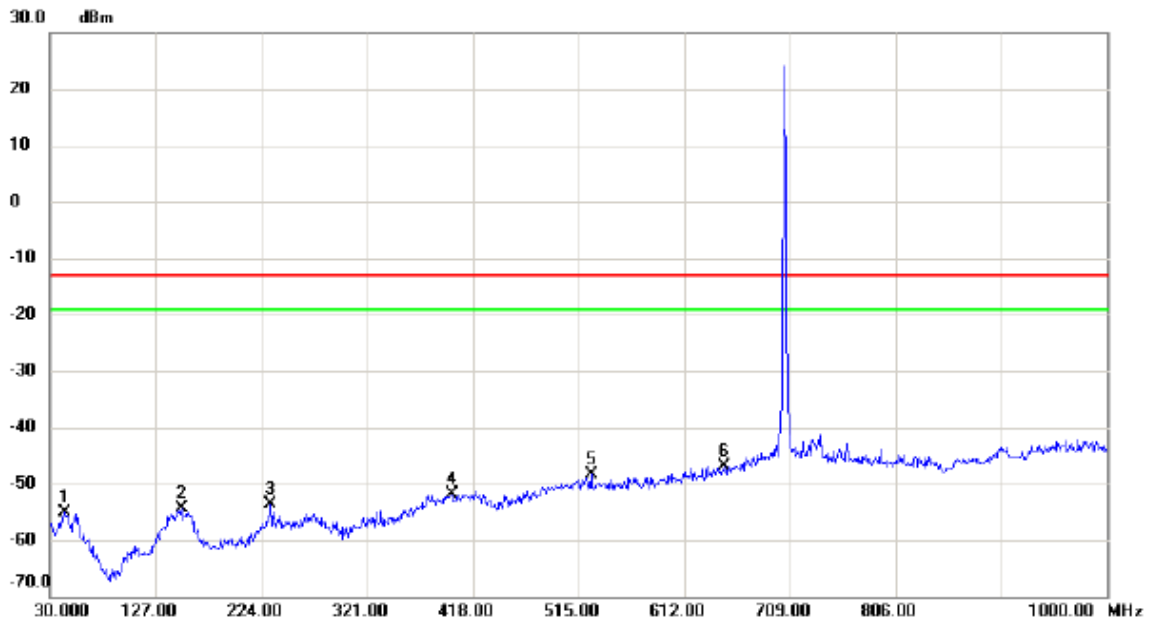
Vertical



No.	Mk.	Freq. MHz	Reading Level dBm	Correct Factor dB	Measure- ment dBm	Limit dBm	Margin dB	Detector	Comment
1		54.250	-76.28	22.40	-53.88	-13.00	-40.88	peak	
2		153.190	-78.19	23.16	-55.03	-13.00	-42.03	peak	
3		286.080	-77.88	22.39	-55.49	-13.00	-42.49	peak	
4		429.640	-77.02	24.51	-52.51	-13.00	-39.51	peak	
5		524.700	-76.86	27.50	-49.36	-13.00	-36.36	peak	
6	*	674.080	-76.69	30.29	-46.40	-13.00	-33.40	peak	

Test Mode: LTE Band 12\_TX CH23095\_10M

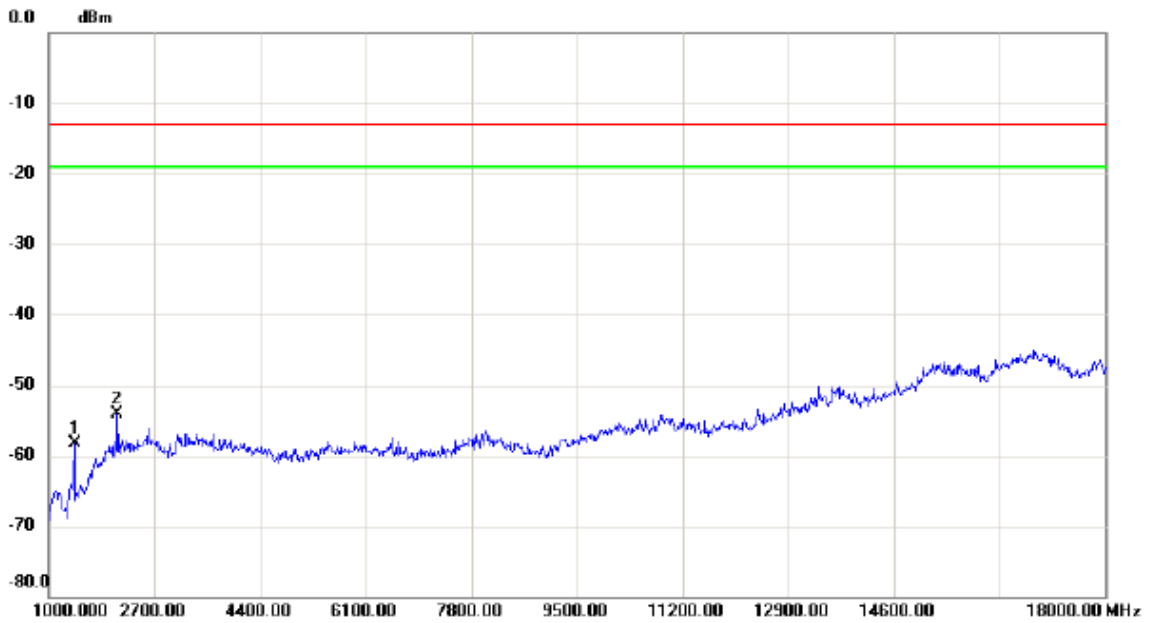
**Horizontal**



No.	Mk.	Freq. MHz	Reading Level dBm	Correct Factor dB	Measure- ment dBm	Limit dBm	Margin dB	Detector	Comment
1		43.580	-77.88	22.78	-55.10	-13.00	-42.10	peak	
2		150.280	-78.57	24.20	-54.37	-13.00	-41.37	peak	
3		232.730	-76.67	23.02	-53.65	-13.00	-40.65	peak	
4		398.600	-77.69	25.90	-51.79	-13.00	-38.79	peak	
5		526.640	-76.55	28.08	-48.47	-13.00	-35.47	peak	
6	*	648.860	-77.35	30.54	-46.81	-13.00	-33.81	peak	

Test Mode: LTE Band 12\_TX CH23095\_10M

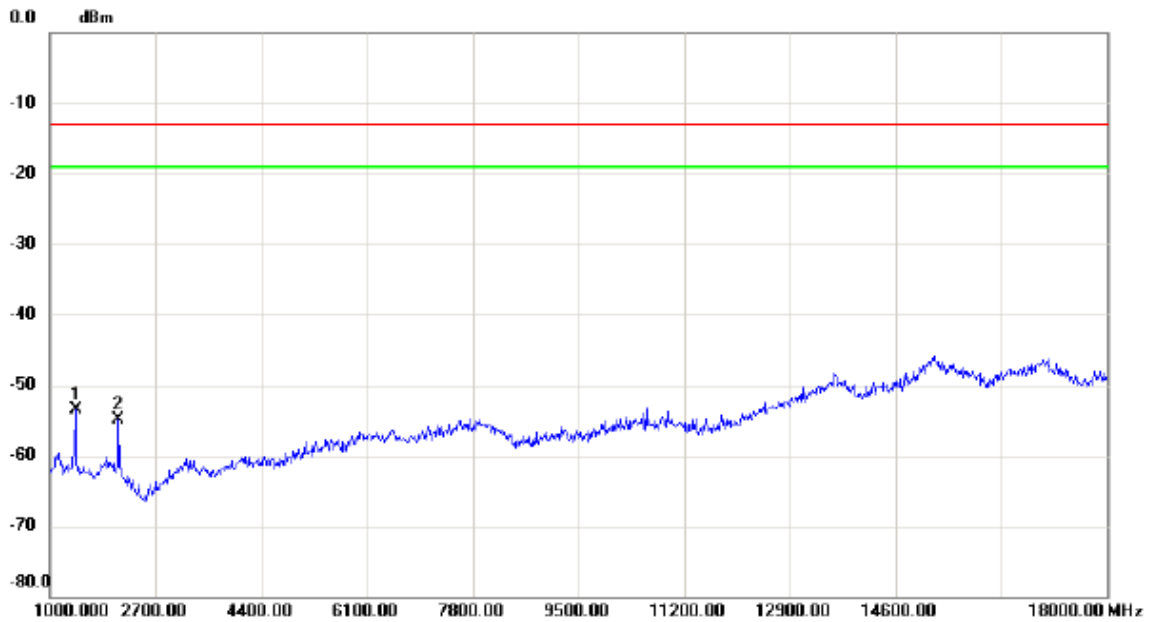
**Vertical**



No.	Mk.	Freq. MHz	Reading Level dBm	Correct Factor dB	Measure- ment dBm	Limit dBm	Margin dB	Detector	Comment
1		1408.000	-61.52	3.23	-58.29	-13.00	-45.29	peak	
2	*	2105.000	-65.41	11.22	-54.19	-13.00	-41.19	peak	

Test Mode: LTE Band 12\_TX CH23095\_10M

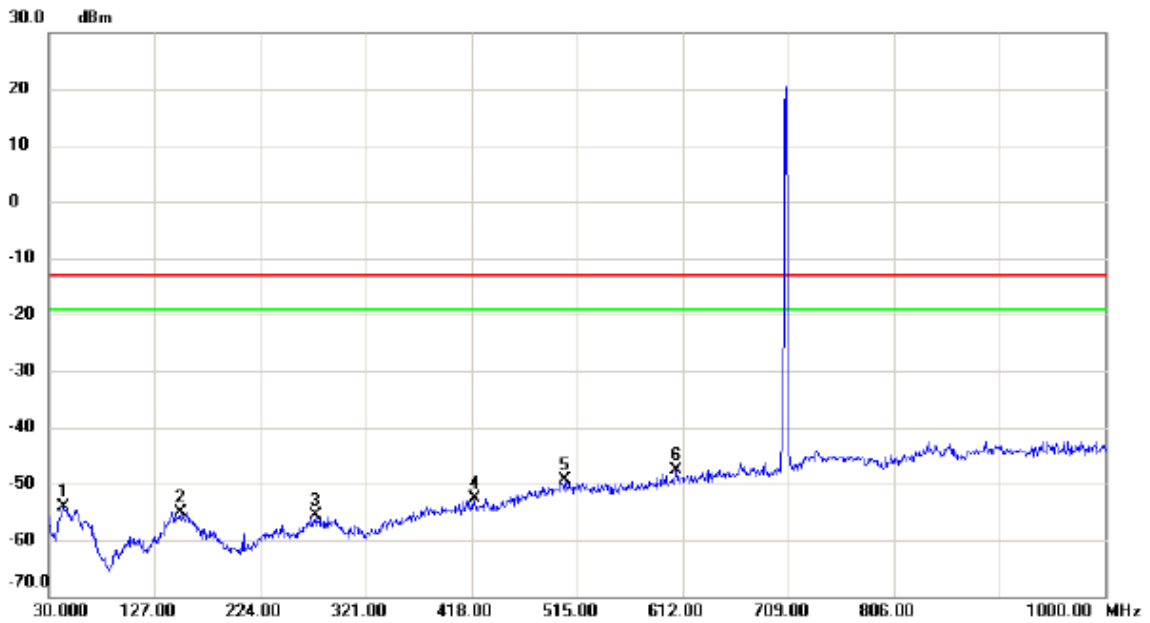
### Horizontal



No.	Mk.	Freq. MHz	Reading Level dBm	Correct Factor dB	Measure- ment dBm	Limit dBm	Margin dB	Detector	Comment
1	*	1408.000	-61.07	7.48	-53.59	-13.00	-40.59	peak	
2		2105.000	-62.60	7.67	-54.93	-13.00	-41.93	peak	

Test Mode: LTE Band 17\_TX CH23755\_5M

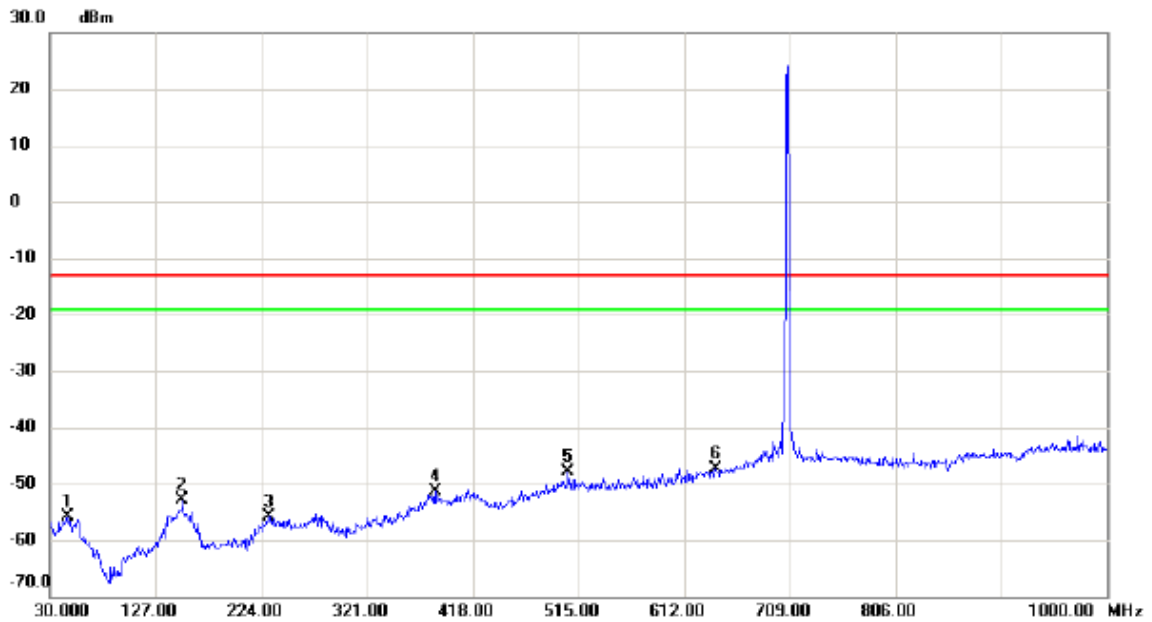
**Vertical**



No.	Mk.	Freq. MHz	Reading Level dBm	Correct Factor dB	Measure- ment dBm	Limit dBm	Margin dB	Detector	Comment
1		43.580	-76.22	21.99	-54.23	-13.00	-41.23	peak	
2		150.280	-78.37	23.15	-55.22	-13.00	-42.22	peak	
3		274.440	-78.06	22.39	-55.67	-13.00	-42.67	peak	
4		420.910	-77.37	24.64	-52.73	-13.00	-39.73	peak	
5		504.330	-77.03	27.54	-49.49	-13.00	-36.49	peak	
6	*	606.180	-76.58	28.88	-47.70	-13.00	-34.70	peak	

Test Mode: LTE Band 17\_TX CH23755\_5M

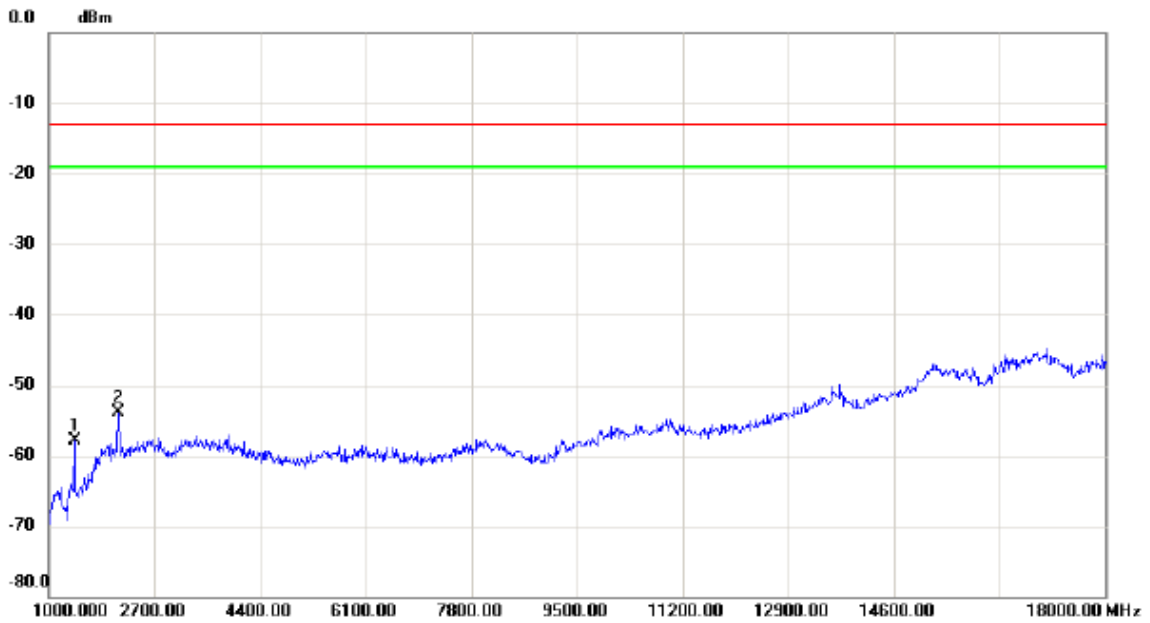
**Horizontal**



No.	Mk.	Freq. MHz	Reading Level dBm	Correct Factor dB	Measure- ment dBm	Limit dBm	Margin dB	Detector	Comment
1		45.520	-78.81	22.87	-55.94	-13.00	-42.94	peak	
2		151.250	-76.95	24.05	-52.90	-13.00	-39.90	peak	
3		230.790	-78.96	23.18	-55.78	-13.00	-42.78	peak	
4		383.080	-77.49	26.07	-51.42	-13.00	-38.42	peak	
5		505.300	-76.00	28.06	-47.94	-13.00	-34.94	peak	
6	*	641.100	-77.59	30.31	-47.28	-13.00	-34.28	peak	

Test Mode: LTE Band 17\_TX CH23755\_5M

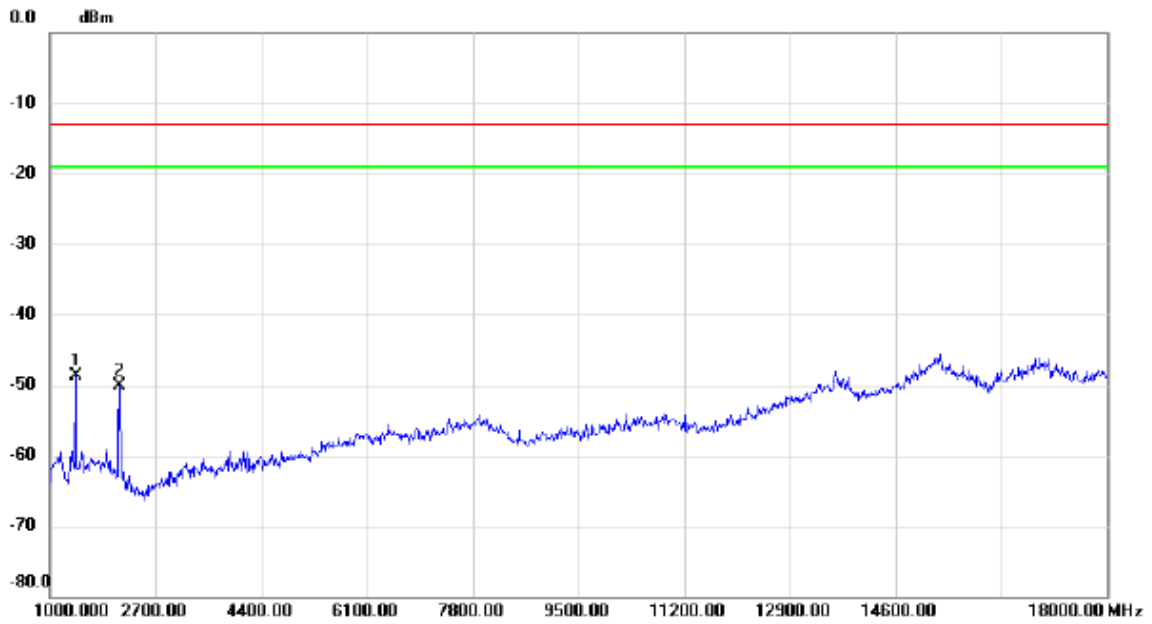
**Vertical**



No.	Mk.	Freq. MHz	Reading Level dBm	Correct Factor dB	Measure- ment dBm	Limit dBm	Margin dB	Detector	Comment
1		1408.000	-61.14	3.23	-57.91	-13.00	-44.91	peak	
2	*	2122.000	-65.17	11.26	-53.91	-13.00	-40.91	peak	

Test Mode: LTE Band 17\_TX CH23755\_5M

**Horizontal**

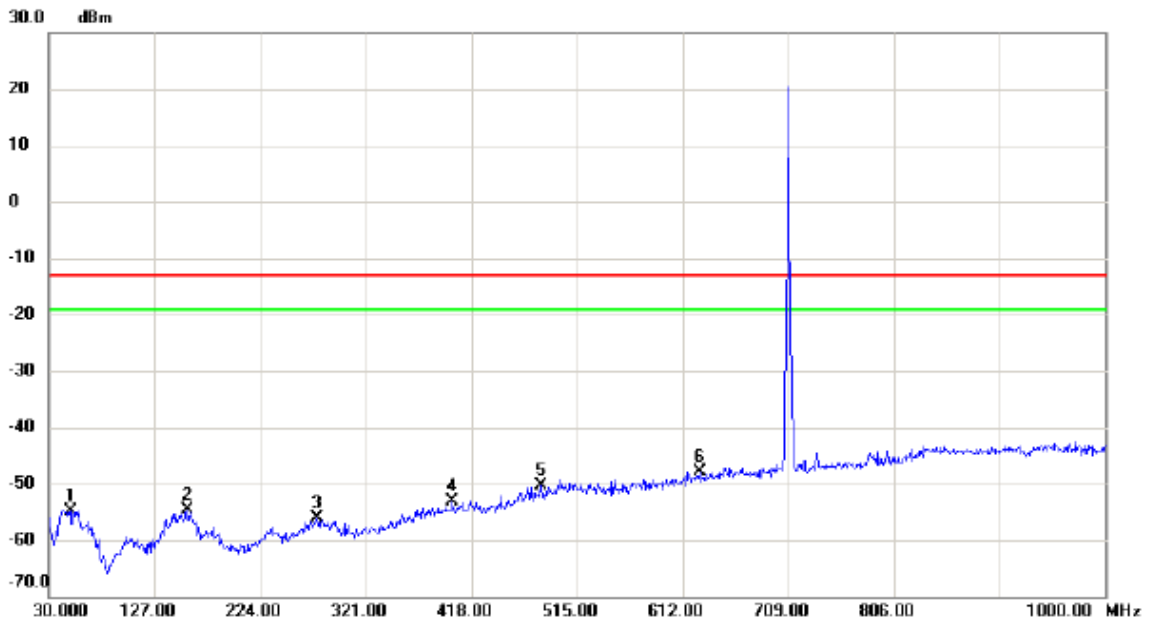


No.	Mk.	Freq. MHz	Reading Level dBm	Correct Factor dB	Measure- ment dBm	Limit dBm	Margin dB	Detector	Comment
1	*	1408.000	-56.09	7.48	-48.61	-13.00	-35.61	peak	
2		2122.000	-57.70	7.56	-50.14	-13.00	-37.14	peak	



Test Mode: LTE Band 17\_TX CH23755\_10M

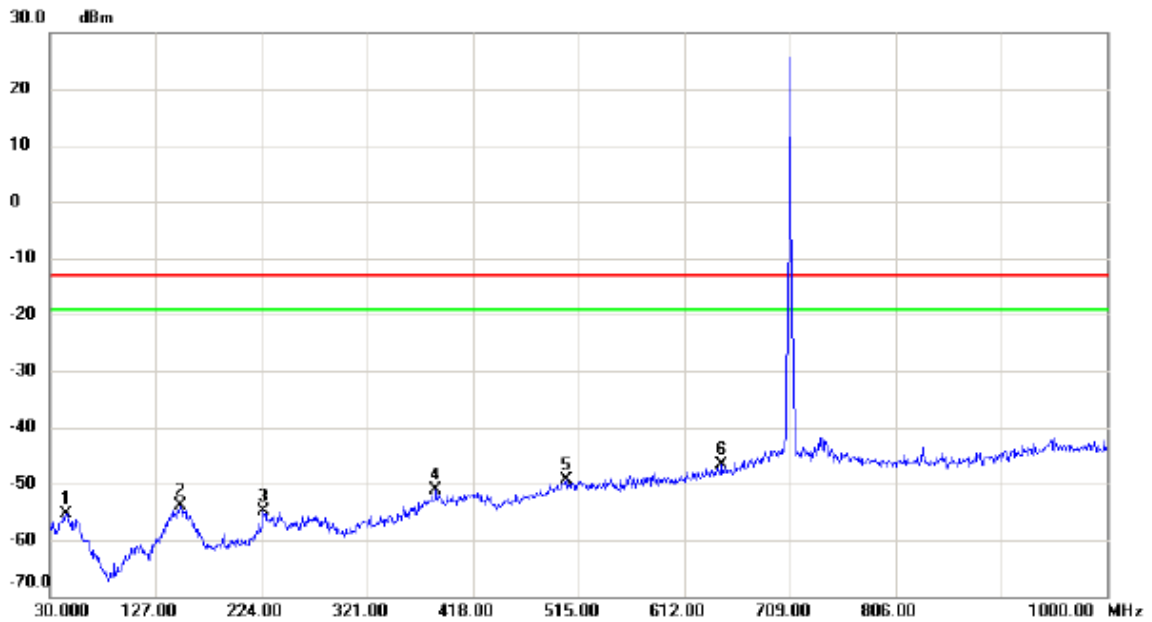
Vertical



No.	Mk.	Freq. MHz	Reading Level dBm	Correct Factor dB	Measure- ment dBm	Limit dBm	Margin dB	Detector	Comment
1		49.400	-75.52	20.77	-54.75	-13.00	-41.75	peak	
2		157.070	-77.83	23.17	-54.66	-13.00	-41.66	peak	
3		276.380	-78.59	22.48	-56.11	-13.00	-43.11	peak	
4		400.540	-77.17	24.12	-53.05	-13.00	-40.05	peak	
5		482.020	-76.96	26.50	-50.46	-13.00	-37.46	peak	
6	*	627.520	-77.35	29.48	-47.87	-13.00	-34.87	peak	

Test Mode: LTE Band 17\_TX CH23755\_10M

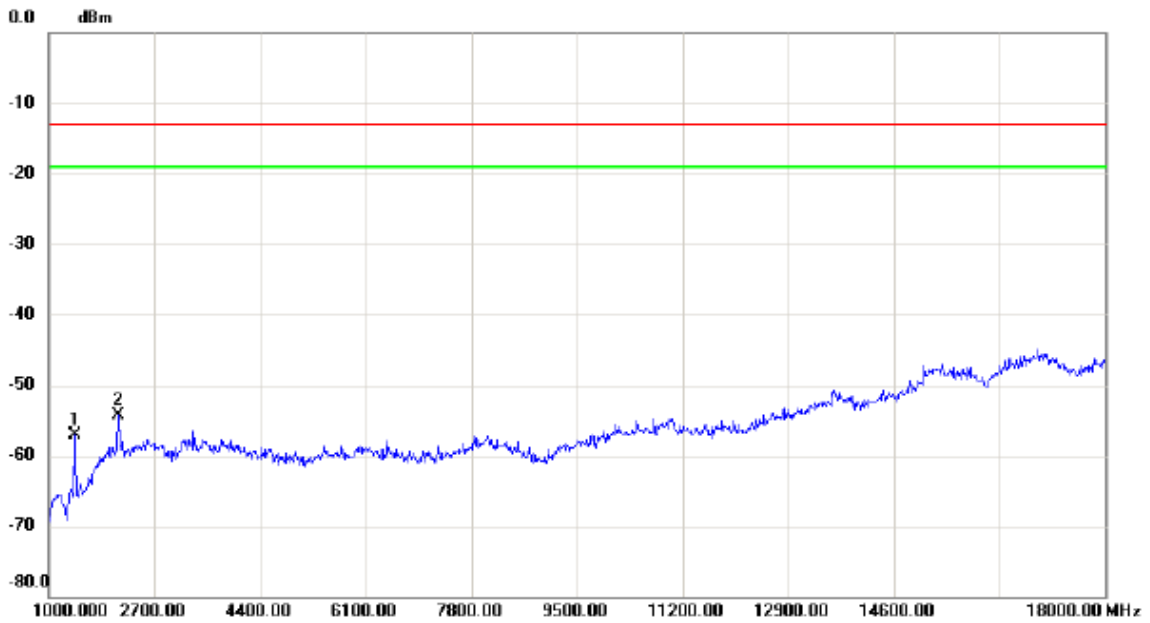
### Horizontal



No.	Mk.	Freq. MHz	Reading Level dBm	Correct Factor dB	Measure- ment dBm	Limit dBm	Margin dB	Detector	Comment
1		44.550	-78.26	22.97	-55.29	-13.00	-42.29	peak	
2		149.310	-78.08	24.16	-53.92	-13.00	-40.92	peak	
3		225.940	-77.01	22.15	-54.86	-13.00	-41.86	peak	
4		384.050	-77.19	26.06	-51.13	-13.00	-38.13	peak	
5		504.330	-77.47	28.06	-49.41	-13.00	-36.41	peak	
6	*	646.920	-77.21	30.48	-46.73	-13.00	-33.73	peak	

Test Mode: LTE Band 17\_TX CH23755\_10M

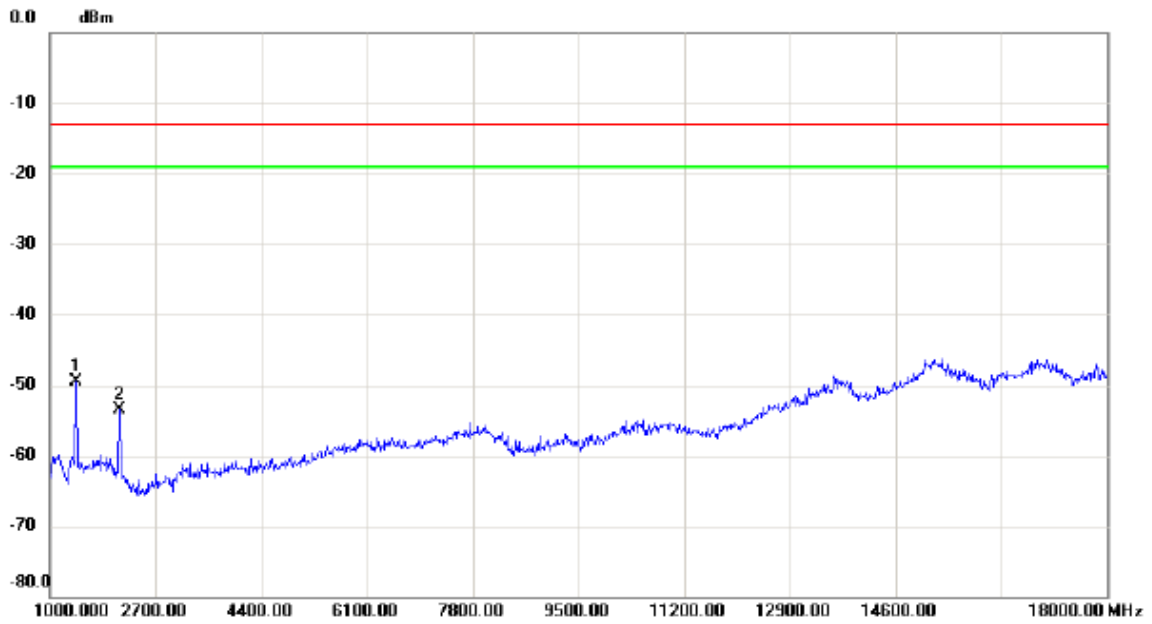
**Vertical**



No.	Mk.	Freq. MHz	Reading Level dBm	Correct Factor dB	Measure- ment dBm	Limit dBm	Margin dB	Detector	Comment
1		1408.000	-60.31	3.23	-57.08	-13.00	-44.08	peak	
2	*	2122.000	-65.62	11.26	-54.36	-13.00	-41.36	peak	

Test Mode: LTE Band 17\_TX CH23755\_10M

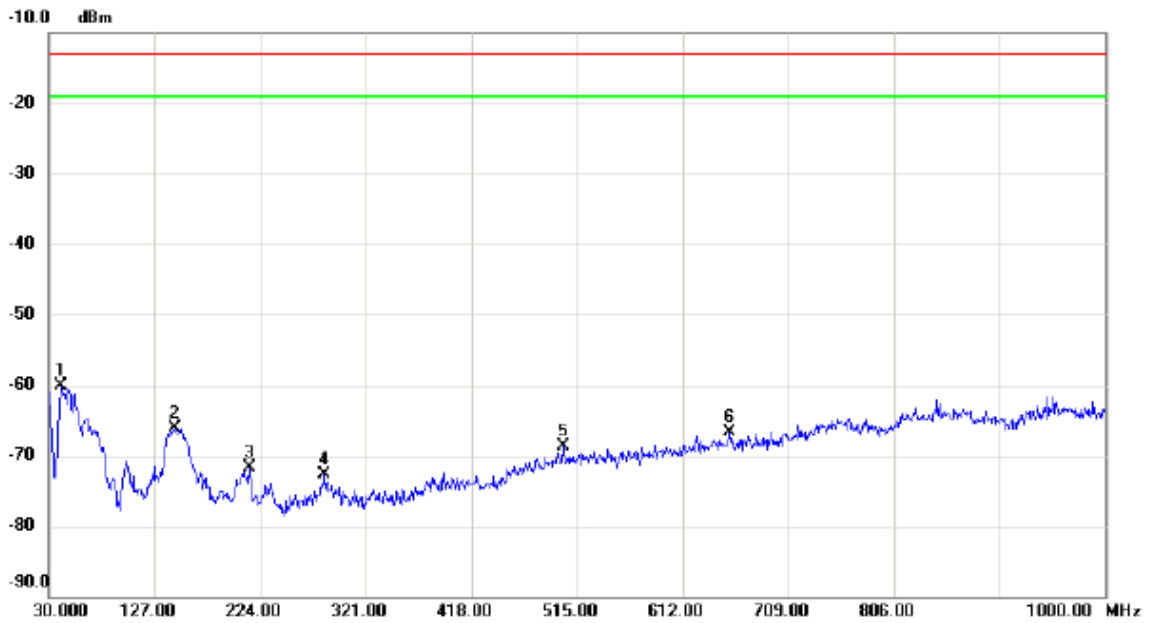
**Horizontal**



No.	Mk.	Freq. MHz	Reading Level dBm	Correct Factor dB	Measure- ment dBm	Limit dBm	Margin dB	Detector	Comment
1	*	1408.000	-56.92	7.48	-49.44	-13.00	-36.44	peak	
2		2122.000	-61.06	7.56	-53.50	-13.00	-40.50	peak	

Test Mode: LTE Band 41\_TX CH40620\_5M

**Vertical**



No.	Mk.	Freq. MHz	Reading Level dBm	Correct Factor dB	Measure- ment dBm	Limit dBm	Margin dB	Detector	Comment
1	*	40.670	-62.20	2.10	-60.10	-13.00	-47.10	peak	
2		145.430	-68.72	2.69	-66.03	-13.00	-53.03	peak	
3		214.300	-69.63	-2.02	-71.65	-13.00	-58.65	peak	
4		283.170	-75.30	2.51	-72.79	-13.00	-59.79	peak	
5		502.390	-76.17	7.55	-68.62	-13.00	-55.62	peak	
6		655.650	-76.80	10.16	-66.64	-13.00	-53.64	peak	

Test Mode: LTE Band 41\_TX CH40620\_5M

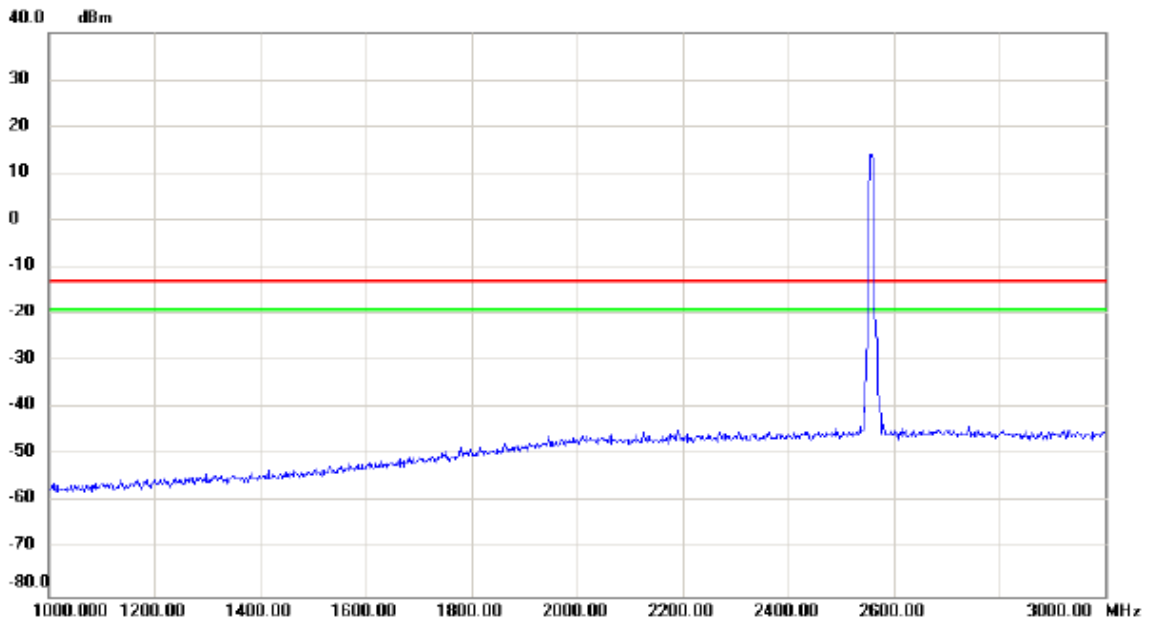
**Horizontal**



No.	Mk.	Freq. MHz	Reading Level dBm	Correct Factor dB	Measure- ment dBm	Limit dBm	Margin dB	Detector	Comment
1		72.680	-61.88	-5.63	-67.51	-13.00	-54.51	peak	
2		156.100	-71.23	3.33	-67.90	-13.00	-54.90	peak	
3		193.930	-66.49	-1.71	-68.20	-13.00	-55.20	peak	
4		285.110	-74.43	2.03	-72.40	-13.00	-59.40	peak	
5		383.080	-74.37	6.07	-68.30	-13.00	-55.30	peak	
6	*	709.970	-76.63	13.74	-62.89	-13.00	-49.89	peak	

Test Mode: LTE Band 41\_TX CH40620\_5M

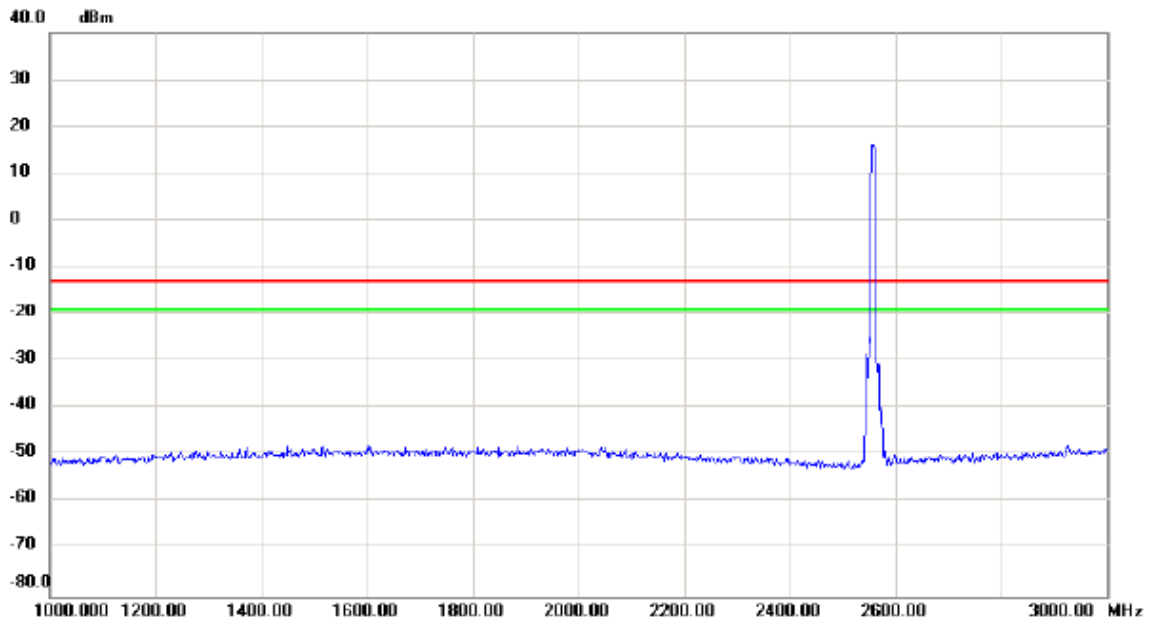
**Vertical**



No.	Mk.	Freq.	Reading Level	Correct Factor	Measurement	Limit	Margin	Detector	Comment
		MHz	dBm	dB	dBm	dBm	dB		
		2550.00	15.00	0.00	15.00	-15.00	30.00		

Test Mode: LTE Band 41\_TX CH40620\_5M

**Horizontal**

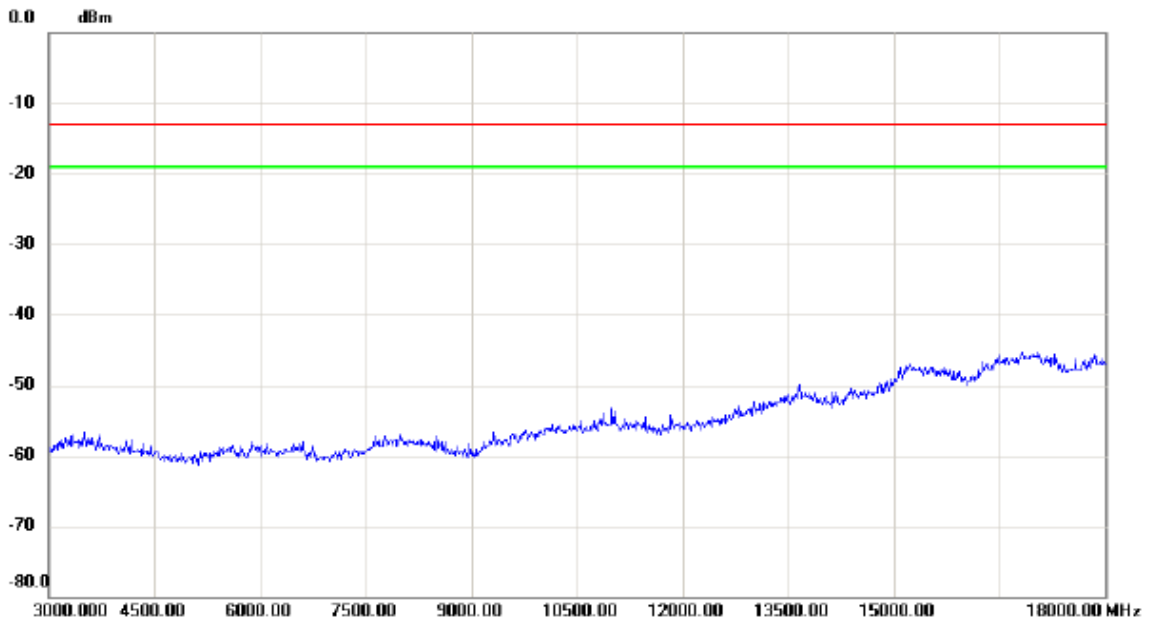


No.	Mk.	Freq.	Reading Level	Correct Factor	Measurement	Limit	Margin	Detector	Comment
		MHz	dBm	dB	dBm	dBm	dB		
		2550.000	15.0		15.0	-15.0	30.0		



Test Mode: LTE Band 41\_TX CH40620\_5M

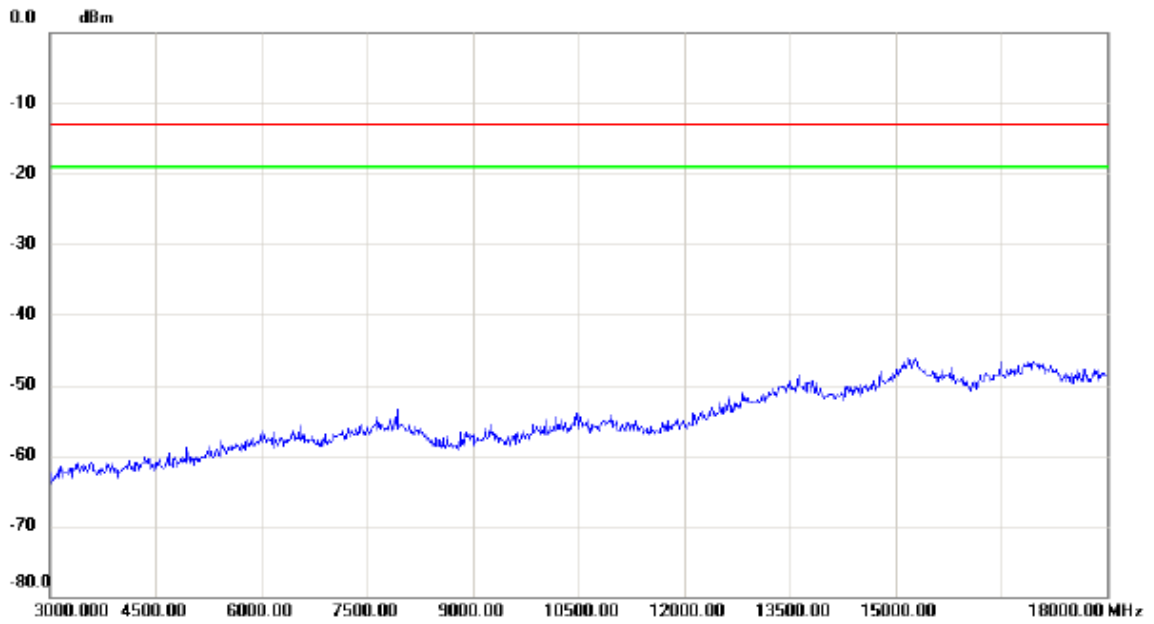
**Vertical**



No.	Mk.	Freq.	Reading Level	Correct Factor	Measurement	Limit	Margin	Detector	Comment
		MHz	dBm	dB	dBm	dBm	dB		

Test Mode: LTE Band 41\_TX CH40620\_5M

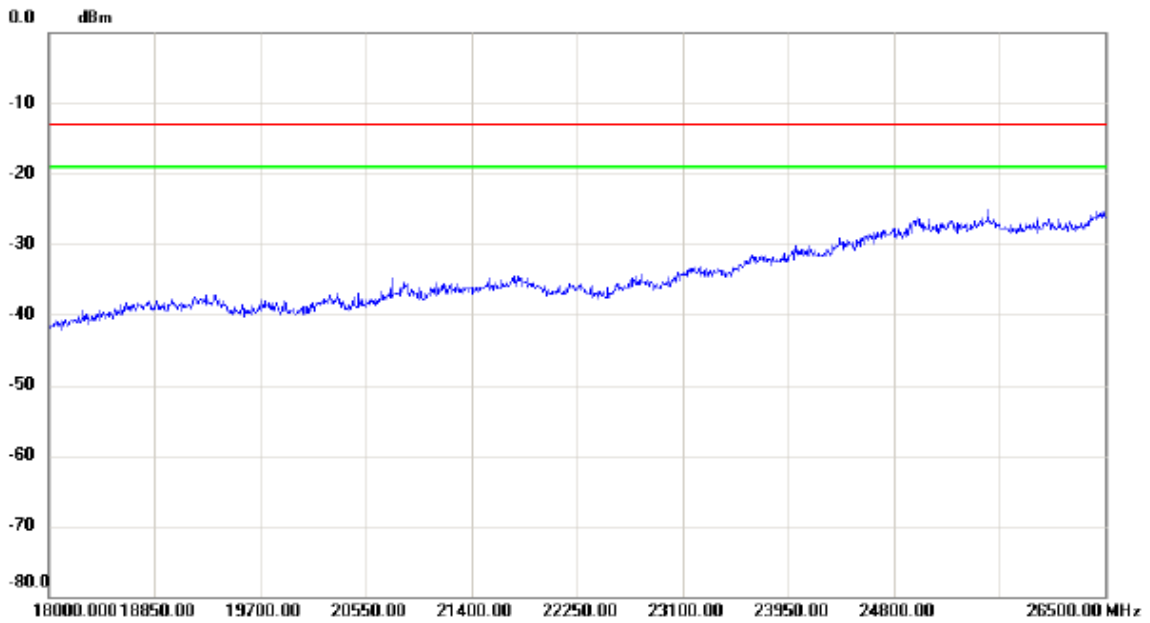
### Horizontal



No.	Mk.	Freq.	Reading Level	Correct Factor	Measurement	Limit	Margin	Detector	Comment
		MHz	dBm	dB	dBm	dBm	dB		

Test Mode: LTE Band 41\_TX CH40620\_5M

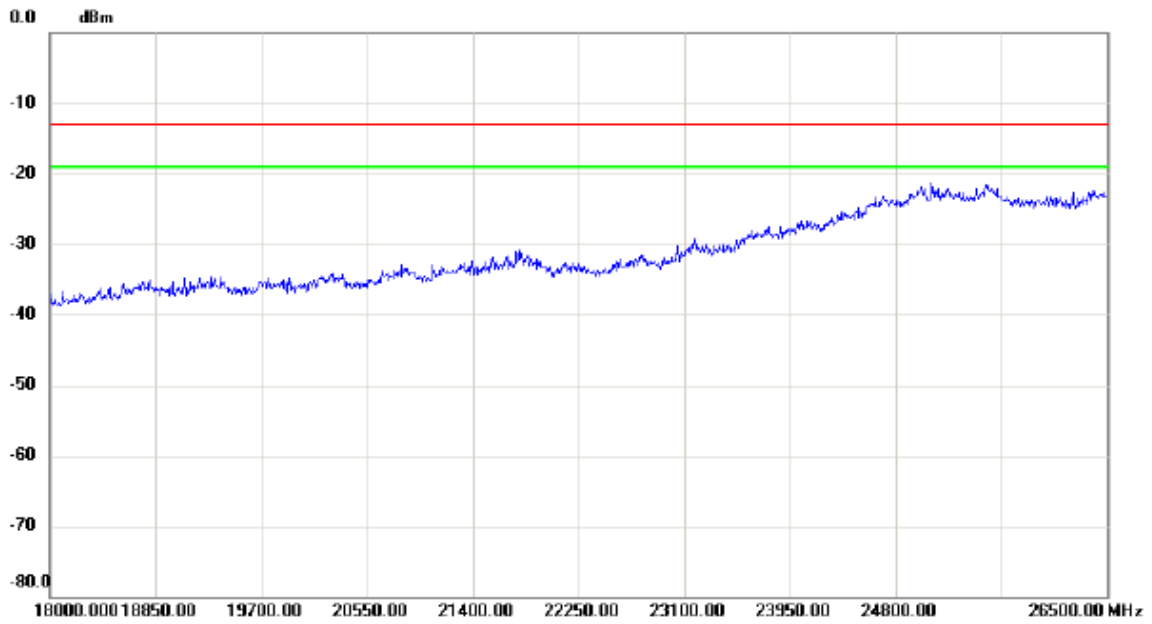
**Vertical**



No.	Mk.	Freq.	Reading Level	Correct Factor	Measurement	Limit	Margin	Detector	Comment
		MHz	dBm	dB	dBm	dBm	dB		
		18000.00	-42		-42	-13	-29		
		18850.00	-40		-40	-13	-27		
		19700.00	-40		-40	-13	-27		
		20550.00	-38		-38	-13	-25		
		21400.00	-37		-37	-13	-24		
		22250.00	-36		-36	-13	-23		
		23100.00	-34		-34	-13	-21		
		23950.00	-32		-32	-13	-19		
		24800.00	-28		-28	-13	-15		
		26500.00	-25		-25	-13	-12		

Test Mode: LTE Band 41\_TX CH40620\_5M

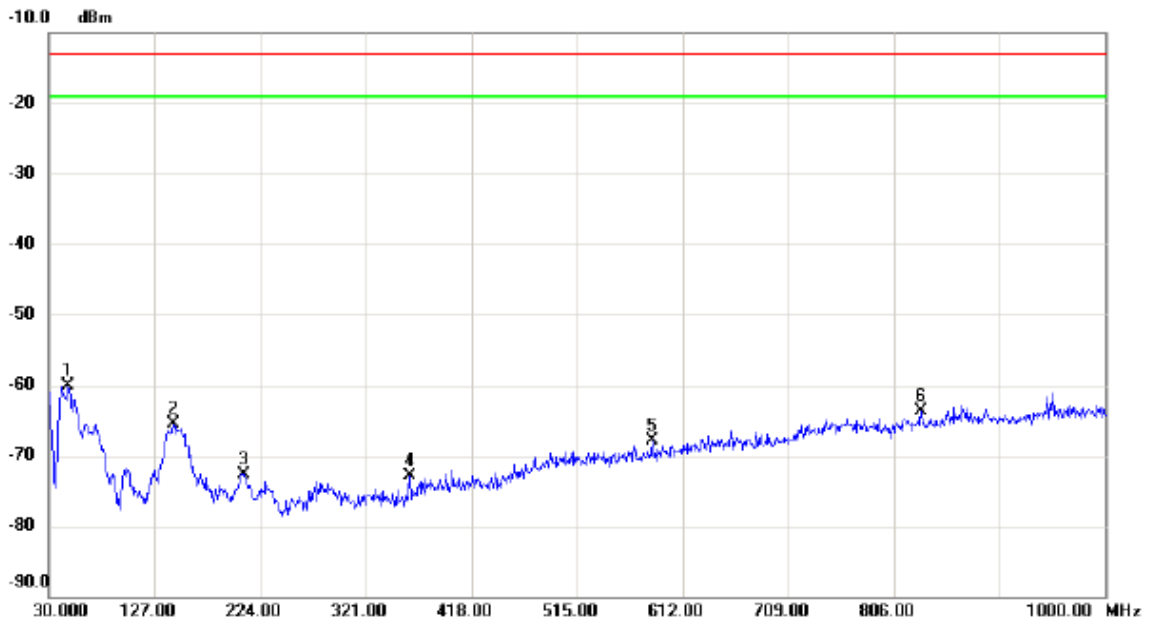
### Horizontal



No.	Mk.	Freq.	Reading Level	Correct Factor	Measurement	Limit	Margin	Detector	Comment
		MHz	dBm	dB	dBm	dBm	dB		
		18000.000	-40						
		18850.00	-38						
		19700.00	-37						
		20550.00	-36						
		21400.00	-35						
		22250.00	-34						
		23100.00	-33						
		23950.00	-32						
		24800.00	-31						
		26500.00	-25						

Test Mode: LTE Band 41\_TX CH40620\_20M

Vertical



No.	Mk.	Freq. MHz	Reading Level dBm	Correct Factor dB	Measure- ment dBm	Limit dBm	Margin dB	Detector	Comment
1	*	47.460	-61.30	1.29	-60.01	-13.00	-47.01	peak	
2		144.460	-68.14	2.60	-65.54	-13.00	-52.54	peak	
3		209.450	-70.21	-2.48	-72.69	-13.00	-59.69	peak	
4		361.740	-75.82	2.91	-72.91	-13.00	-59.91	peak	
5		583.870	-76.11	8.30	-67.81	-13.00	-54.81	peak	
6		831.220	-77.11	13.50	-63.61	-13.00	-50.61	peak	

Test Mode: LTE Band 41\_TX CH40620\_20M

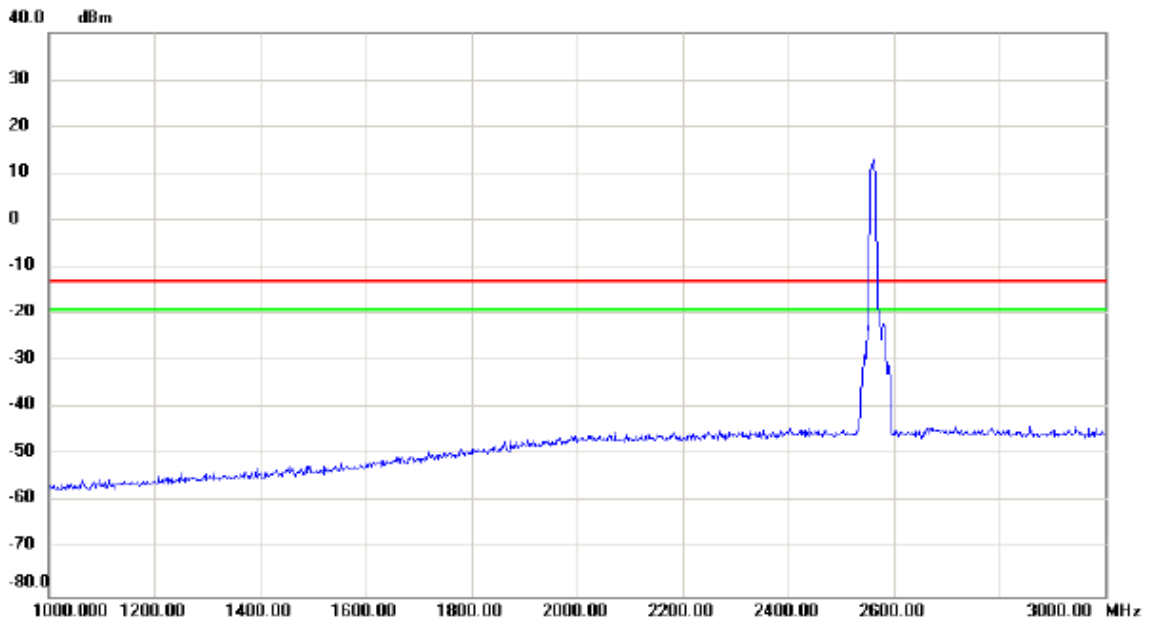
**Horizontal**



No.	Mk.	Freq. MHz	Reading Level dBm	Correct Factor dB	Measure- ment dBm	Limit dBm	Margin dB	Detector	Comment
1		72.680	-62.00	-5.63	-67.63	-13.00	-54.63	peak	
2		151.250	-71.45	4.05	-67.40	-13.00	-54.40	peak	
3		191.990	-66.78	-1.65	-68.43	-13.00	-55.43	peak	
4		388.900	-74.67	6.00	-68.67	-13.00	-55.67	peak	
5		502.390	-77.15	8.06	-69.09	-13.00	-56.09	peak	
6	*	700.270	-77.38	13.97	-63.41	-13.00	-50.41	peak	

Test Mode: LTE Band 41\_TX CH40620\_20M

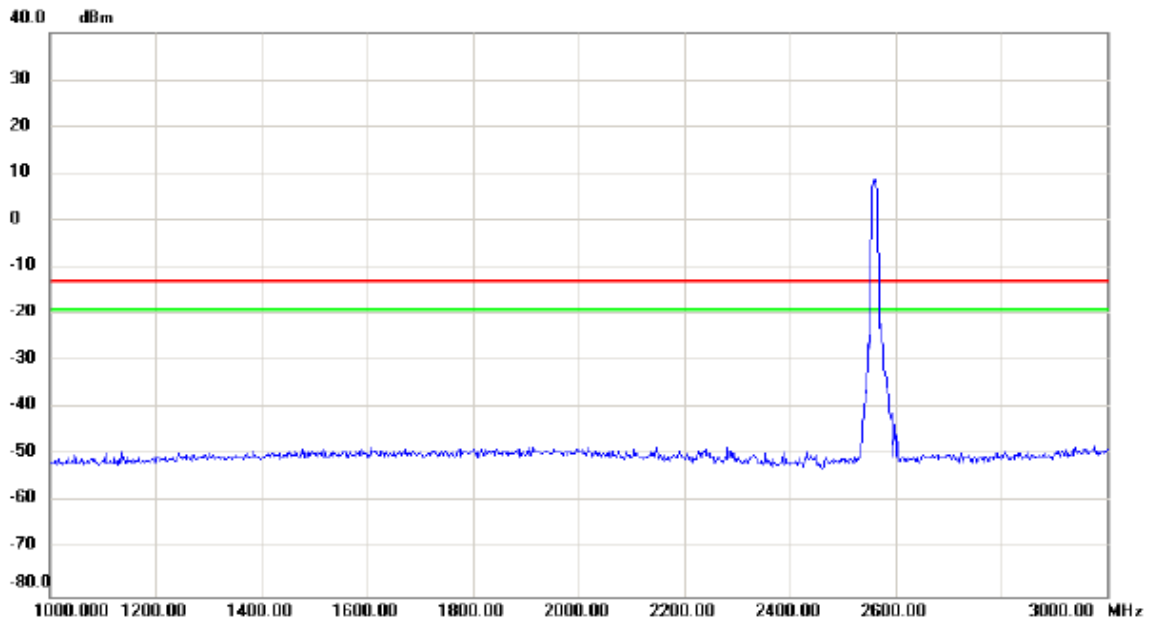
**Vertical**



No.	Mk.	Freq.	Reading Level	Correct Factor	Measurement	Limit	Margin	Detector	Comment
		MHz	dBm	dB	dBm	dBm	dB		
		2580.00	10.00	0.00	10.00	-15.00	25.00		

Test Mode: LTE Band 41\_TX CH40620\_20M

**Horizontal**

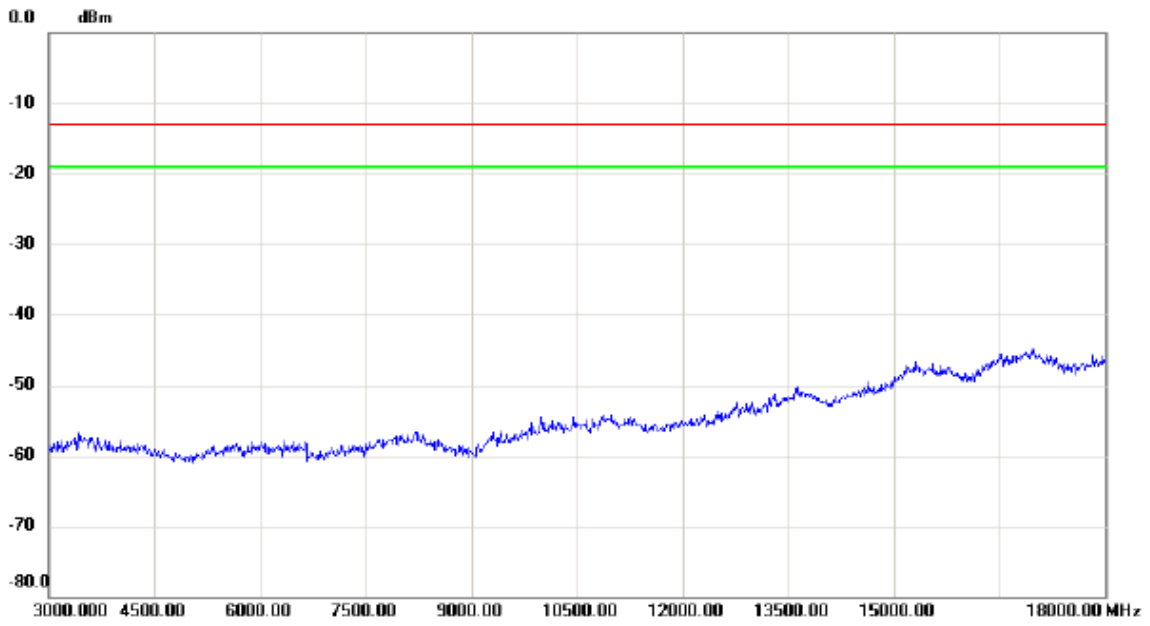


No.	Mk.	Freq.	Reading Level	Correct Factor	Measurement	Limit	Margin	Detector	Comment
		MHz	dBm	dB	dBm	dBm	dB		
		2550.000	8.0	0.0	8.0	-15.0	23.0		



Test Mode: LTE Band 41\_TX CH40620\_20M

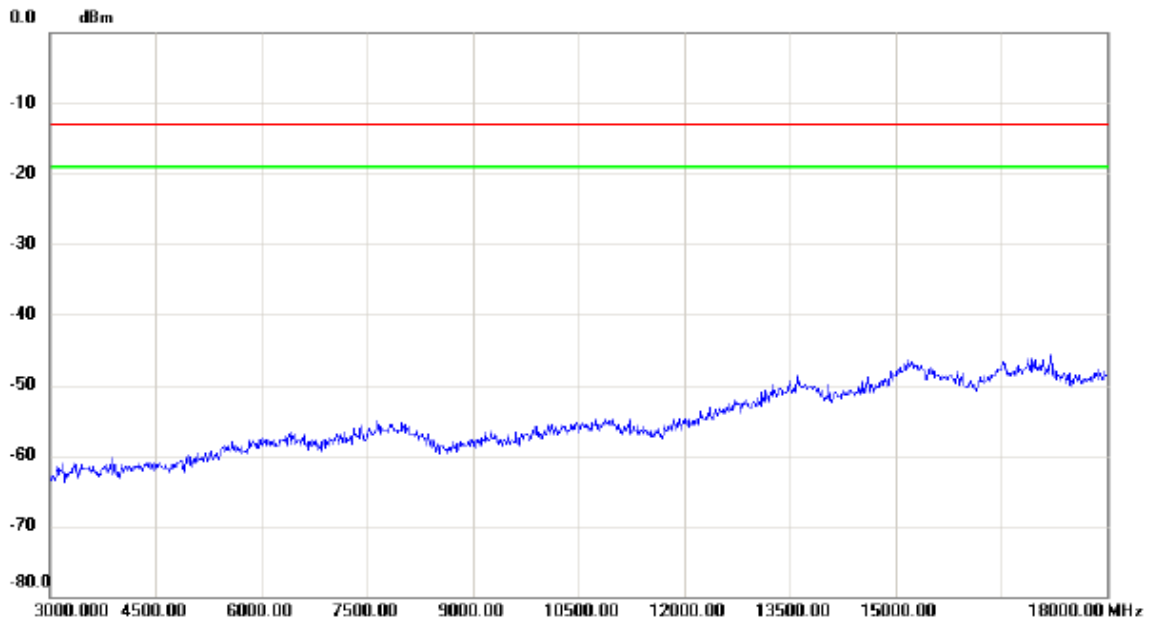
**Vertical**



No.	Mk.	Freq.	Reading Level	Correct Factor	Measurement	Limit	Margin	Detector	Comment
		MHz	dBm	dB	dBm	dBm	dB		

Test Mode: LTE Band 41\_TX CH40620\_20M

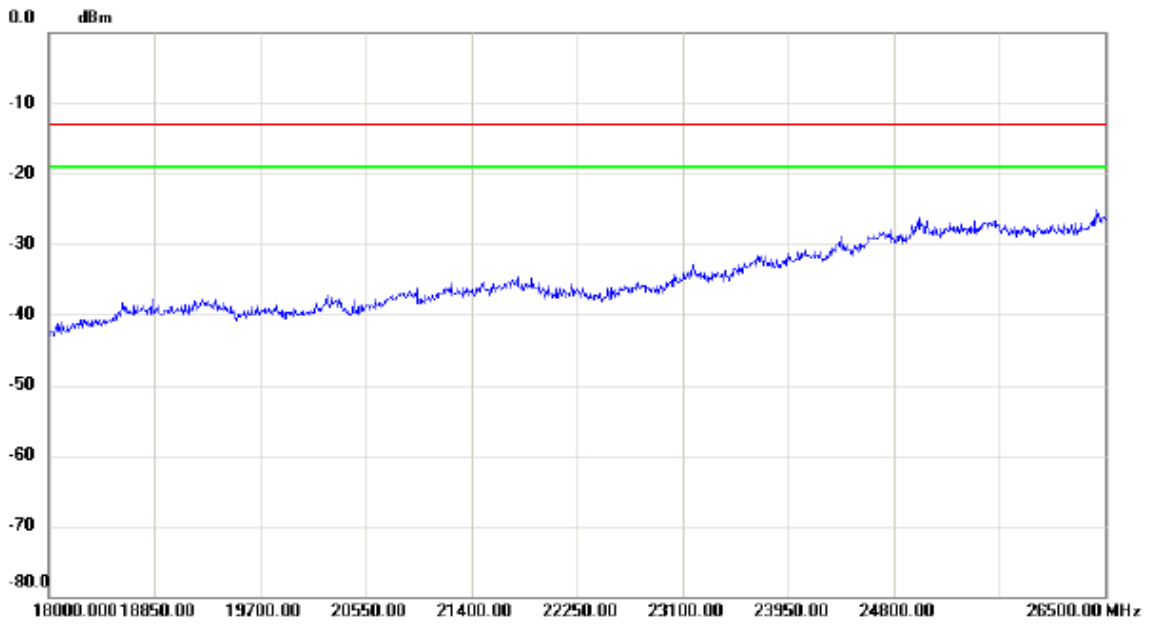
### Horizontal



No.	Mk.	Freq.	Reading Level	Correct Factor	Measurement	Limit	Margin	Detector	Comment
		MHz	dBm	dB	dBm	dBm	dB		

Test Mode: LTE Band 41\_TX CH40620\_20M

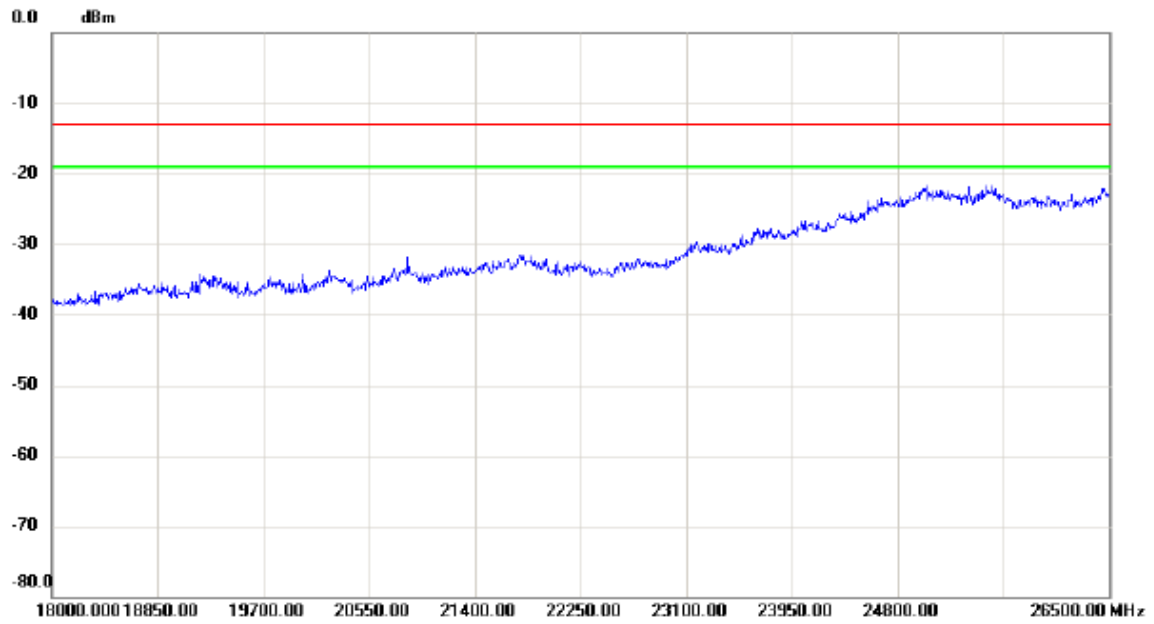
Vertical



No.	Mk.	Freq.	Reading Level	Correct Factor	Measurement	Limit	Margin	Detector	Comment
		MHz	dBm	dB	dBm	dBm	dB		

Test Mode: LTE Band 41\_TX CH40620\_20M

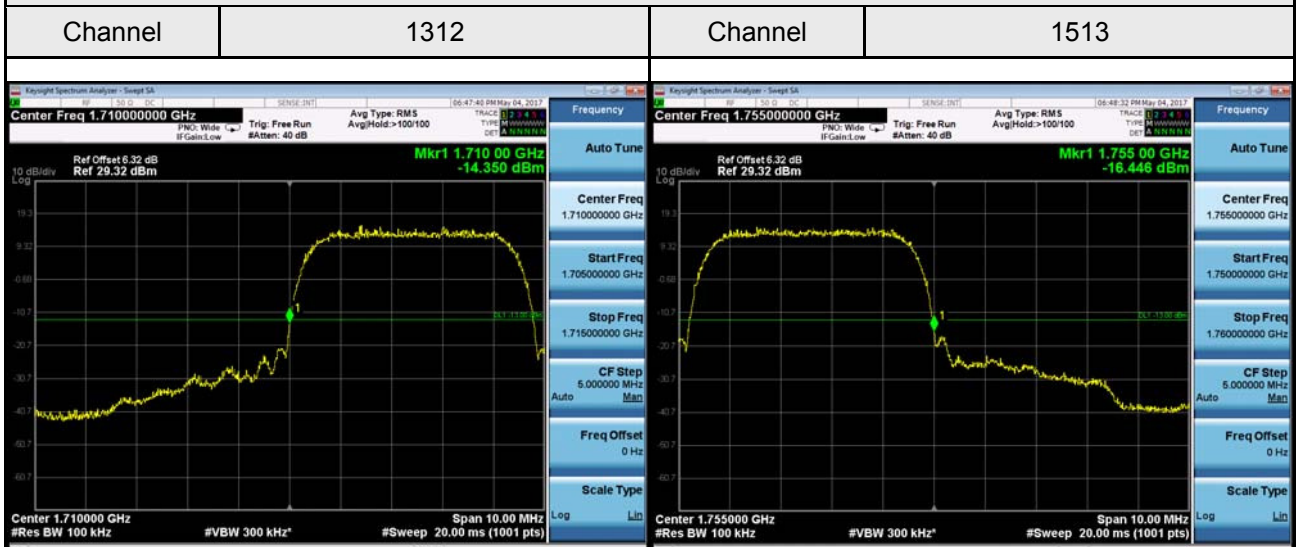
### Horizontal



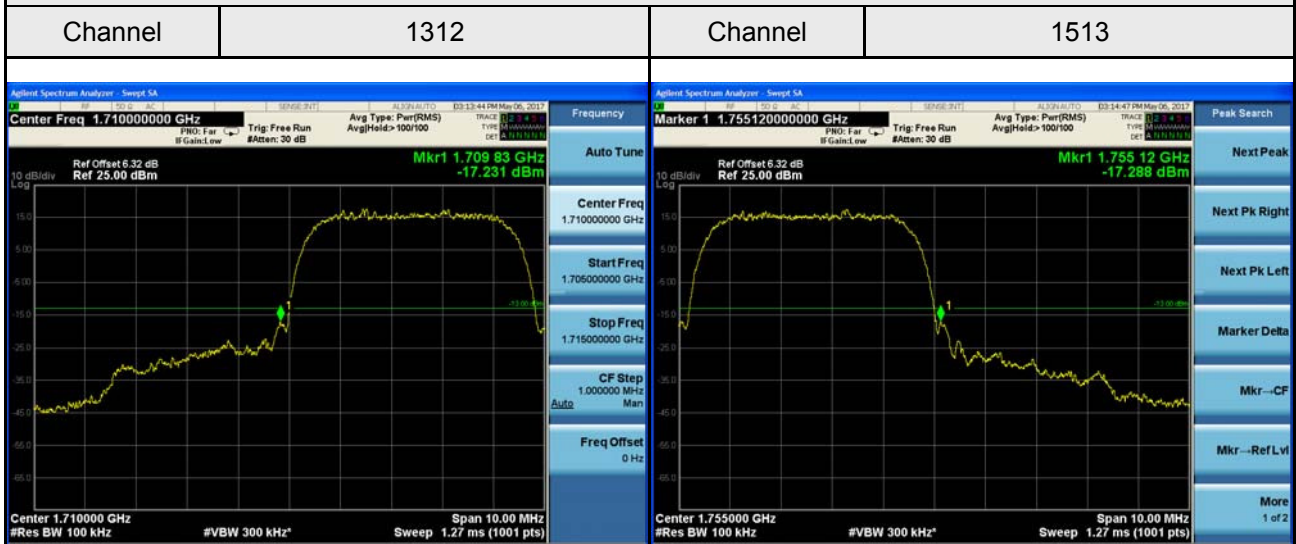
No.	Mk.	Freq.	Reading Level	Correct Factor	Measurement	Limit	Margin	Detector	Comment
		MHz	dBm	dB	dBm	dBm	dB		
		18000.000	-38						
		18850.00	-37						
		19700.00	-36						
		20550.00	-35						
		21400.00	-34						
		22250.00	-33						
		23100.00	-32						
		23950.00	-31						
		24800.00	-30						
		26500.00	-25						

# ATTACHMENT E - BAND EDGE

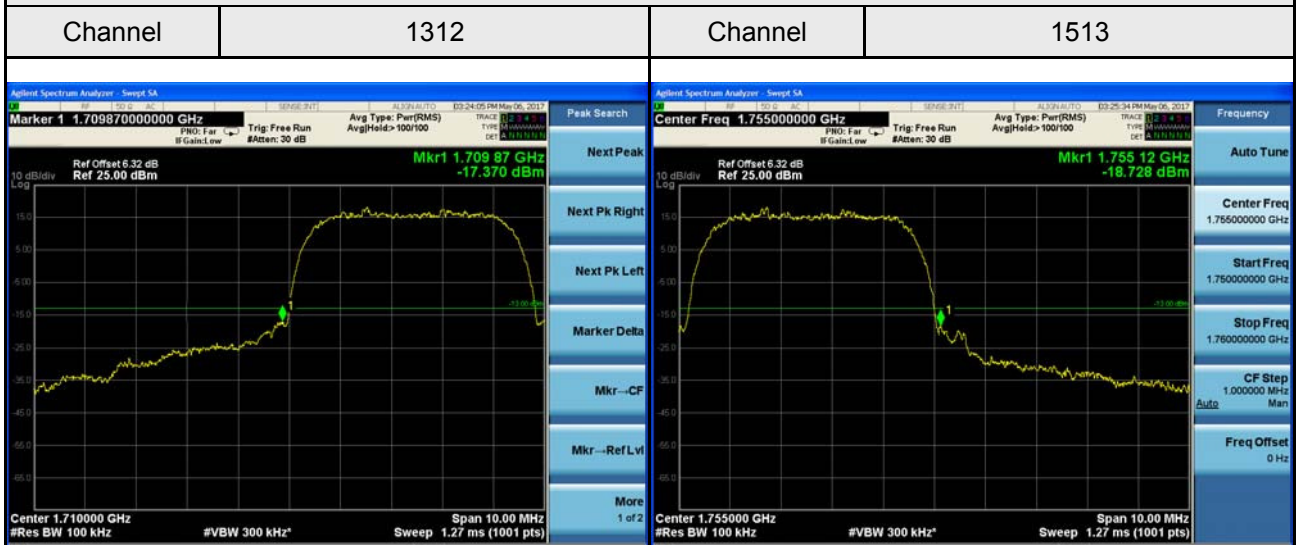
### WCDMA Band 4\_WCDMA



### WCDMA Band 4\_HSDPA



### WCDMA Band 4\_HSUPA



LTE Band 4\_1.4M

1RB0

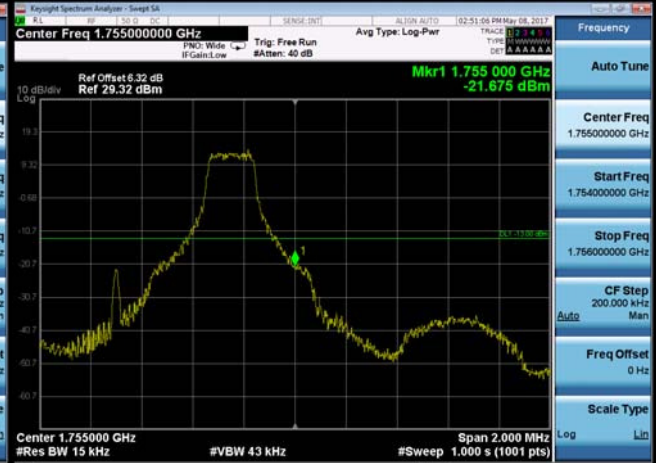
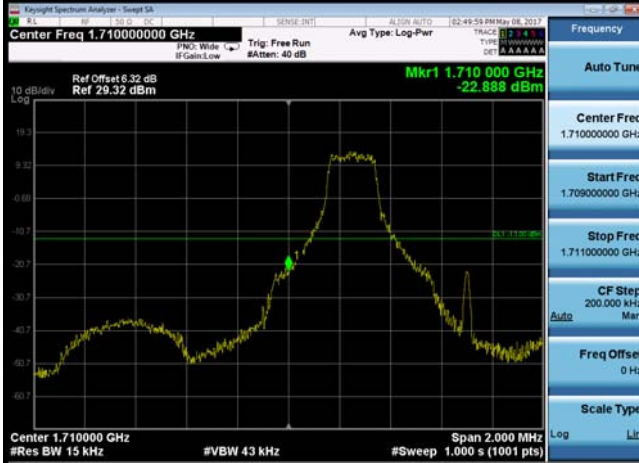
1RB5

Channel

19957

Channel

20393



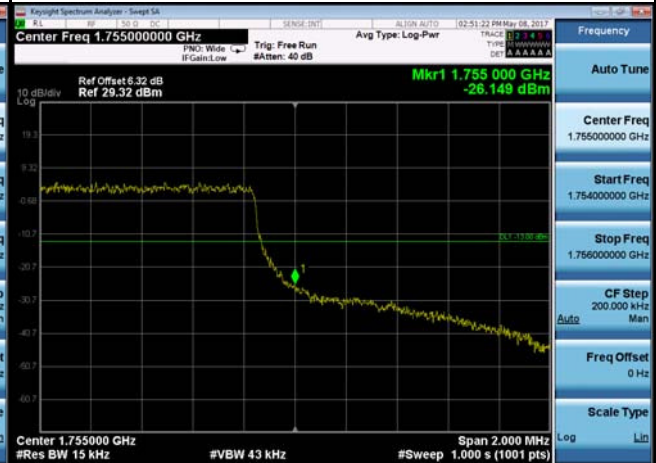
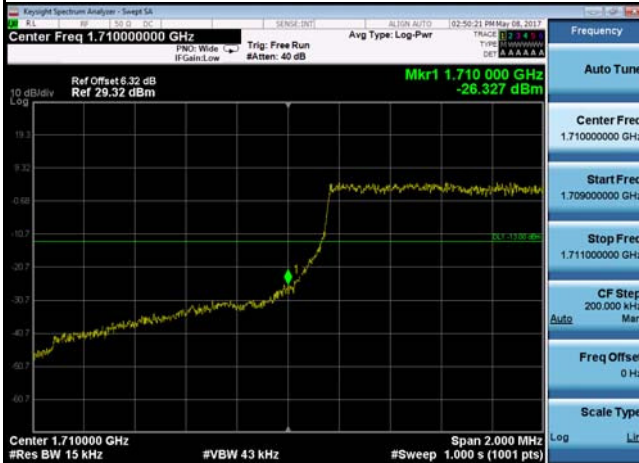
6RB0

Channel

19957

Channel

20393



LTE Band 4\_3M

1RB0

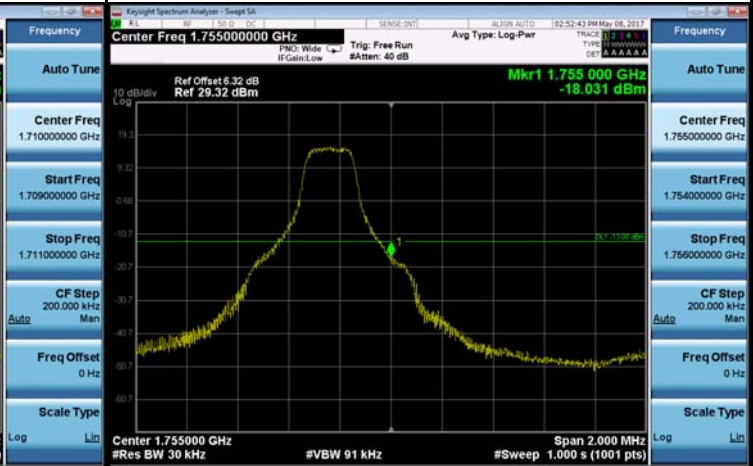
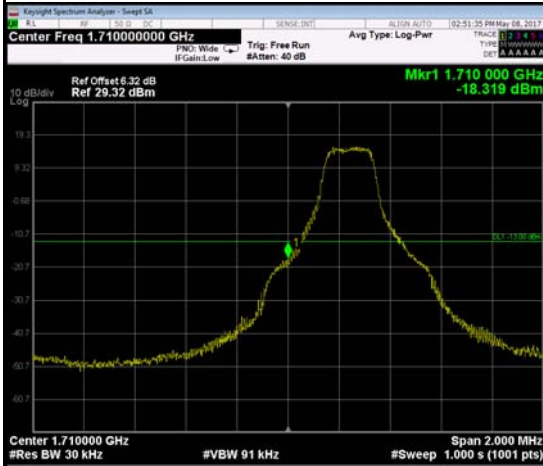
1RB14

Channel

19965

Channel

20385



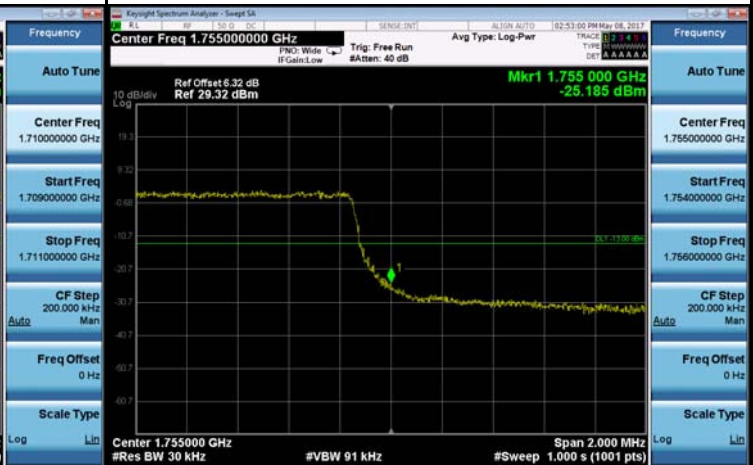
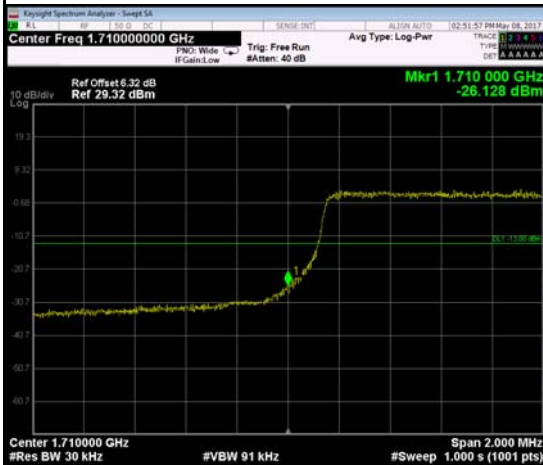
15RB0

Channel

19965

Channel

20385





LTE Band 4\_5M

1RB0

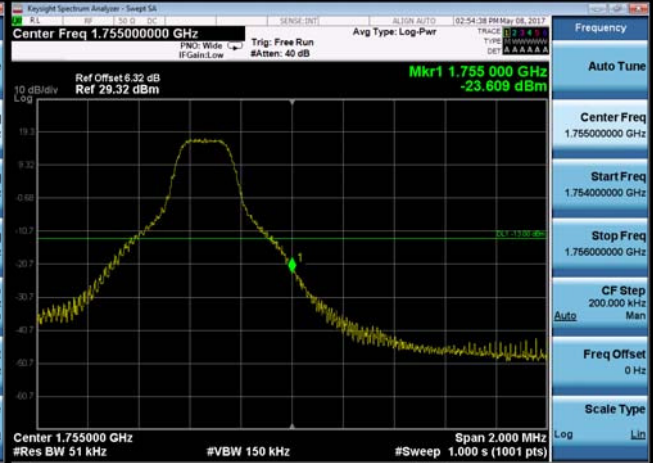
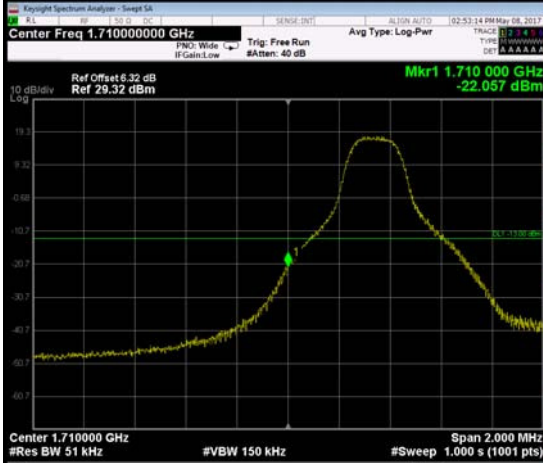
1RB24

Channel

19975

Channel

20375



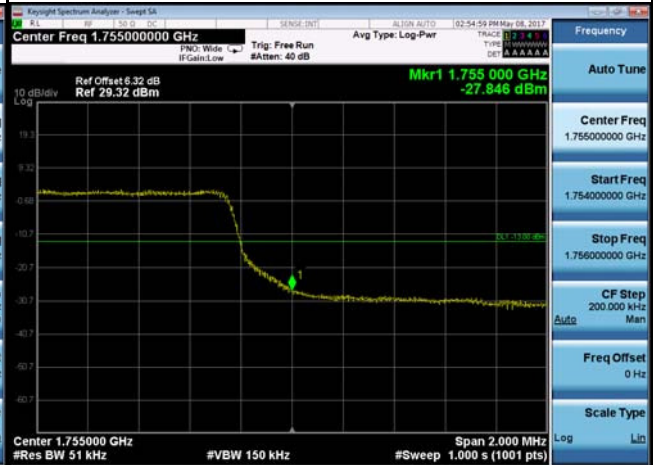
25RB0

Channel

19975

Channel

20375



LTE Band 4\_10M

1RB0

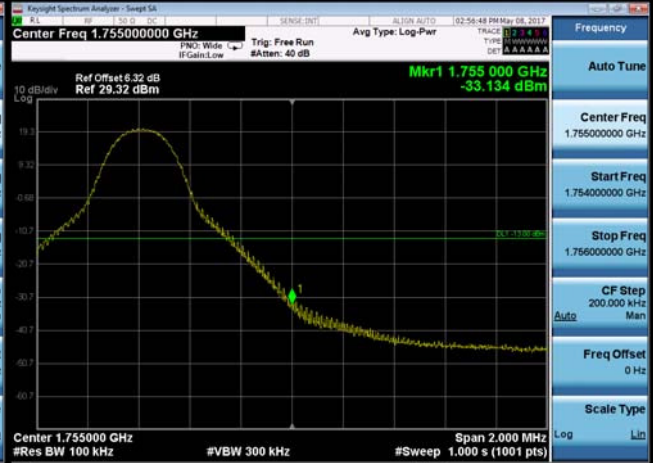
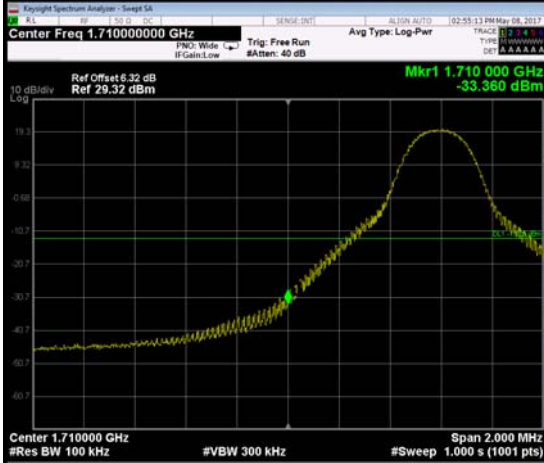
1RB49

Channel

2000

Channel

20350



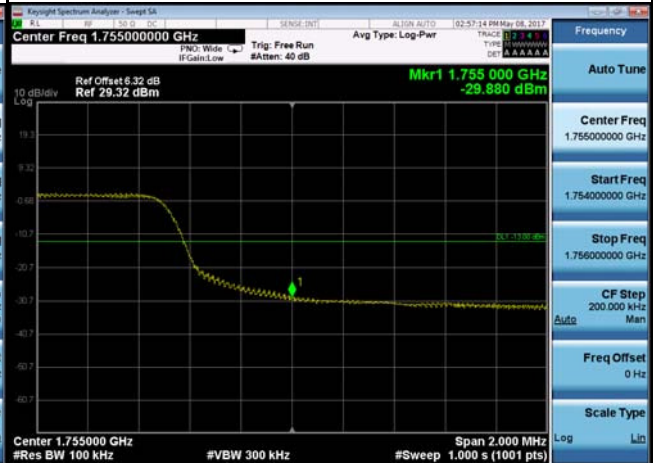
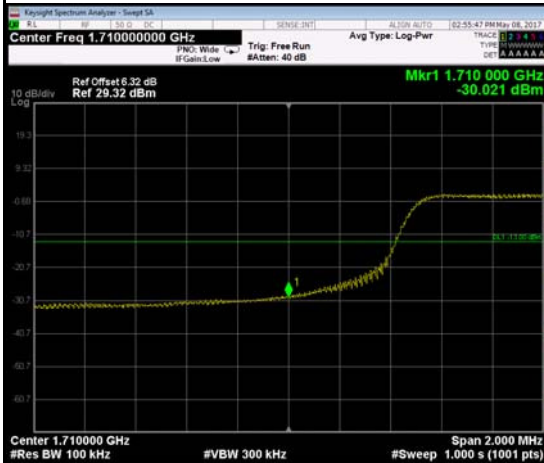
50RB0

Channel

2000

Channel

20350



LTE Band 4\_15M

1RB0

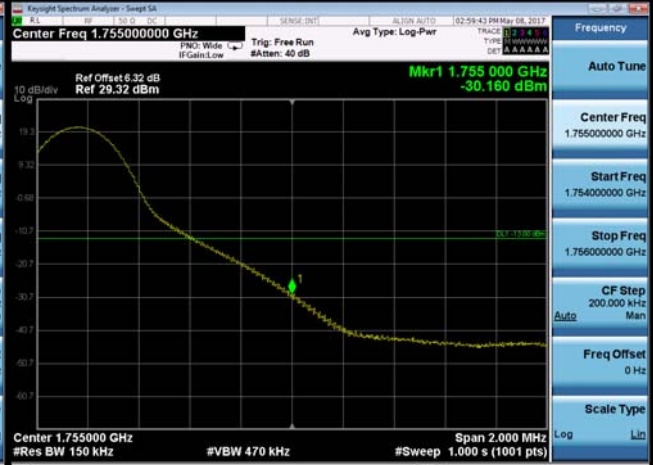
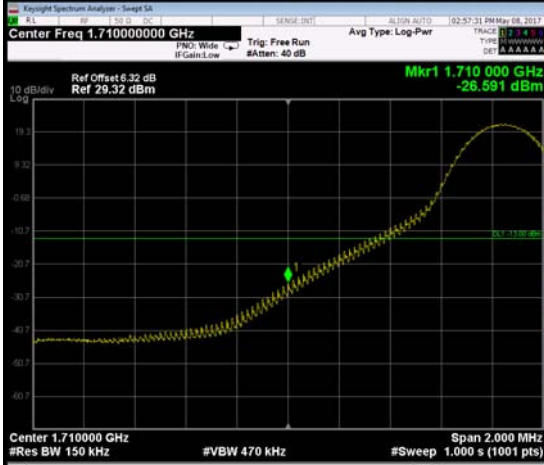
1RB74

Channel

20025

Channel

20325



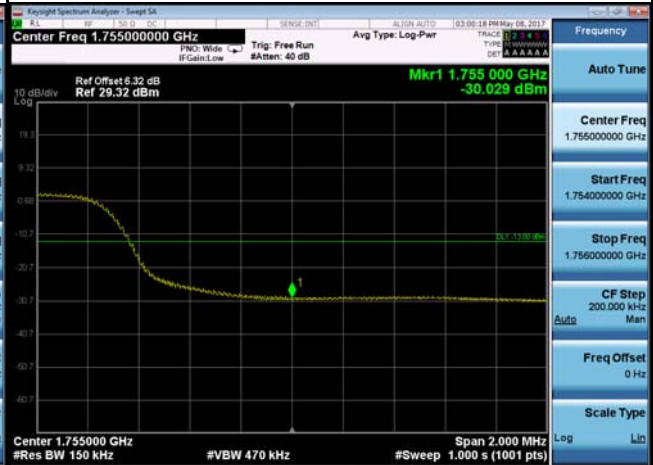
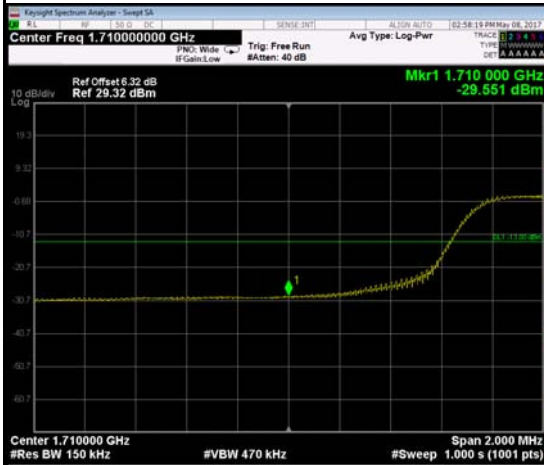
75RB0

Channel

20025

Channel

20325



LTE Band 4\_20M

1RB0

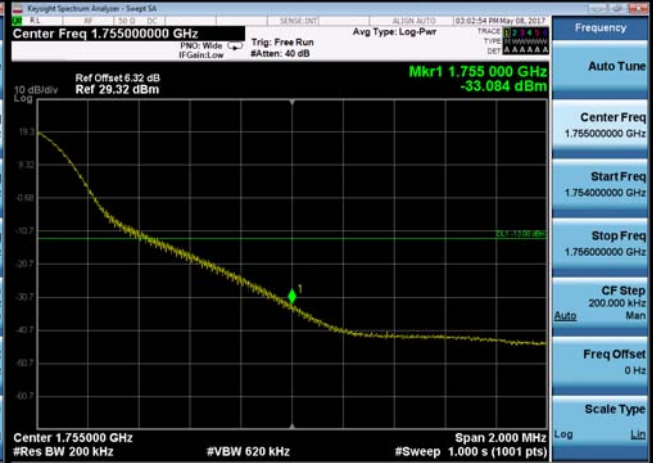
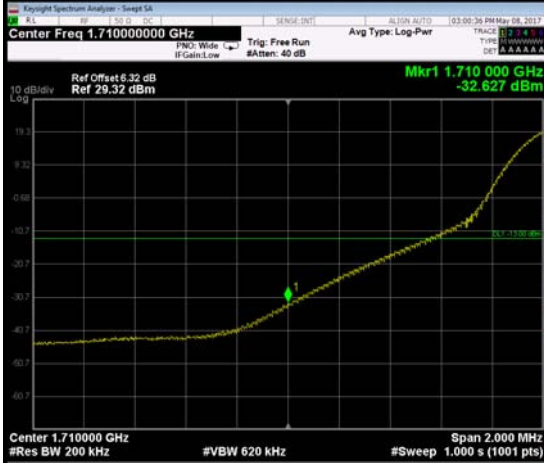
1RB99

Channel

20050

Channel

20300



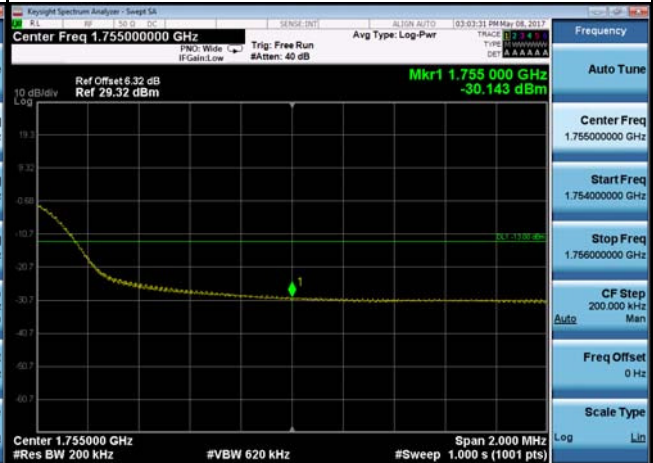
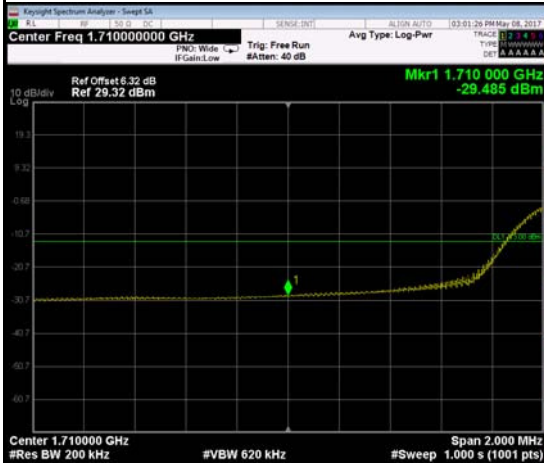
100RB0

Channel

20050

Channel

20300



LTE Band 7\_5M

1RB0

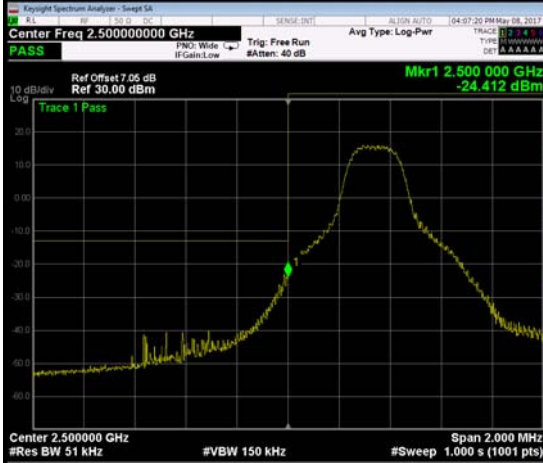
1RB24

Channel

20775

Channel

21425



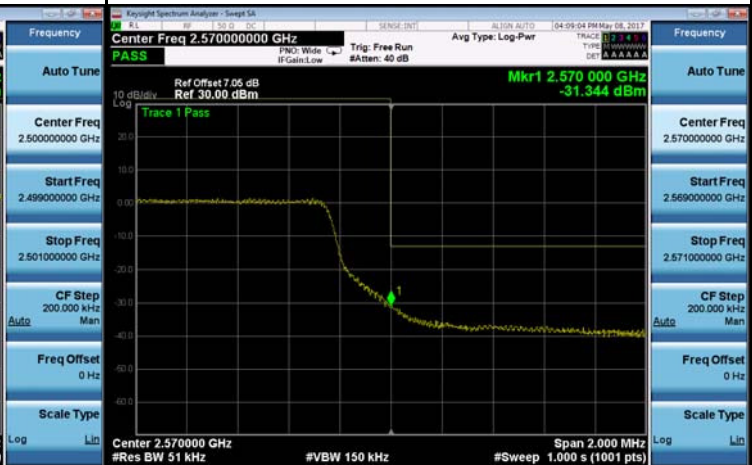
25RB0

Channel

20775

Channel

21425



LTE Band 7\_10M

1RB0

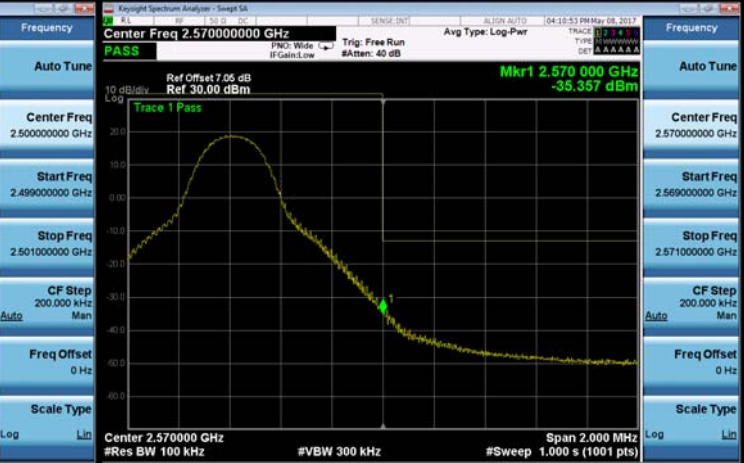
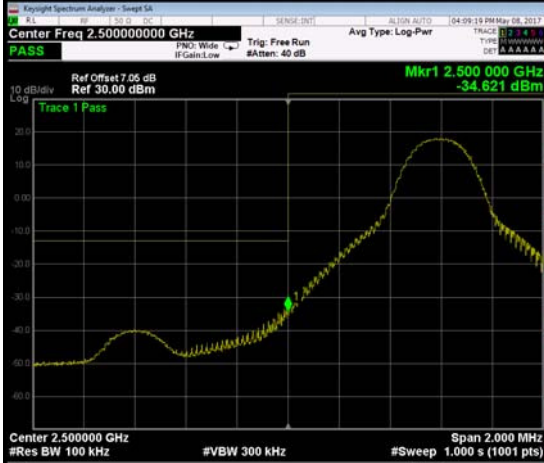
1RB49

Channel

20800

Channel

21400



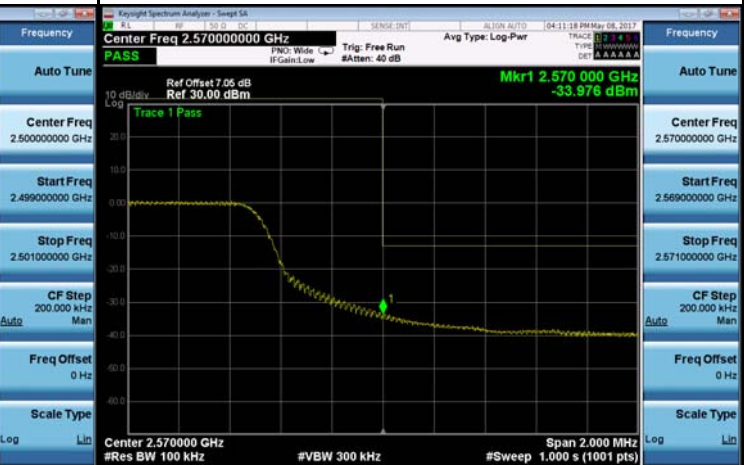
50RB0

Channel

20800

Channel

21400



LTE Band 7\_15M

1RB0

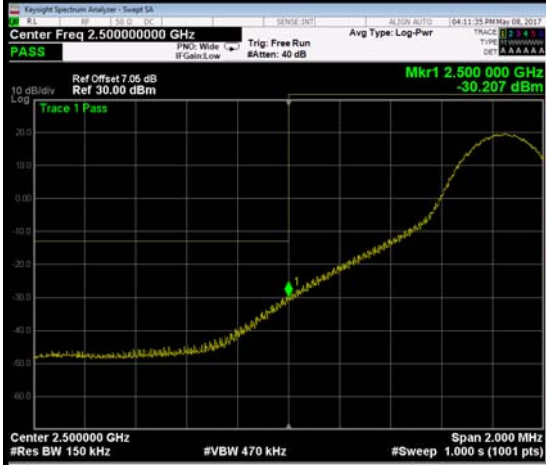
1RB74

Channel

20825

Channel

21375



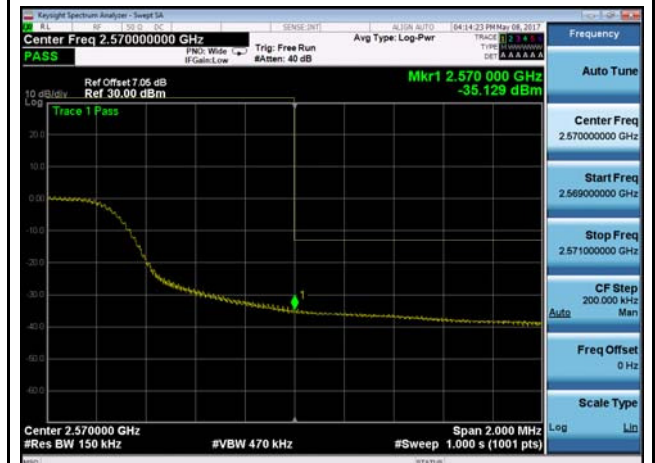
75RB0

Channel

20825

Channel

21375



LTE Band 7\_20M

1RB0

1RB99

Channel

20850

Channel

21350



100RB0

Channel

20850

Channel

21350

