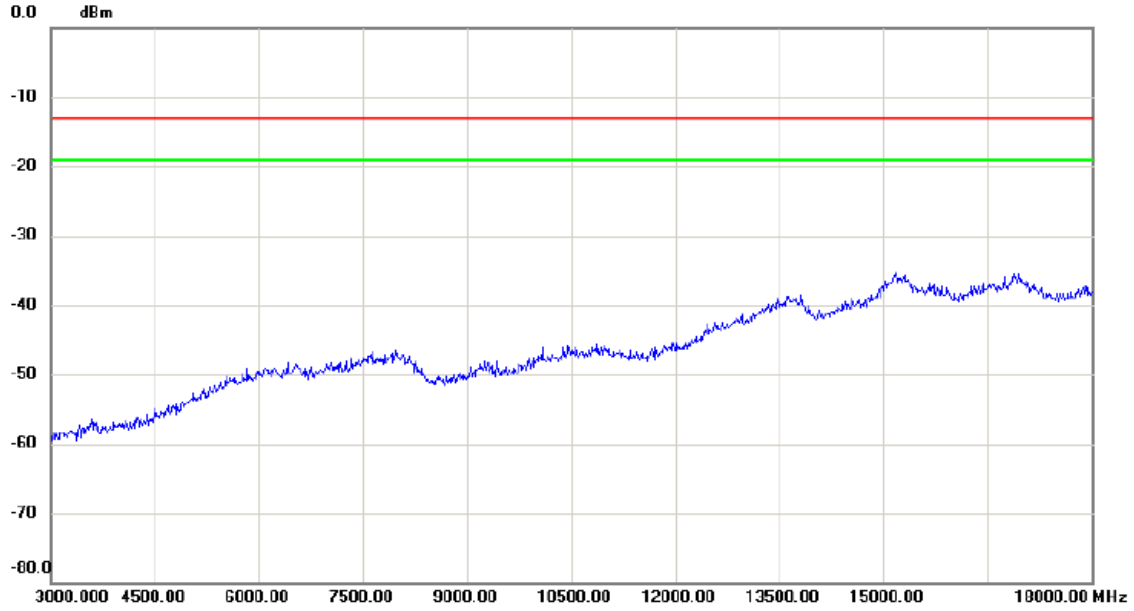


Test Mode: LTE Band 2\_TX CH18900\_20M

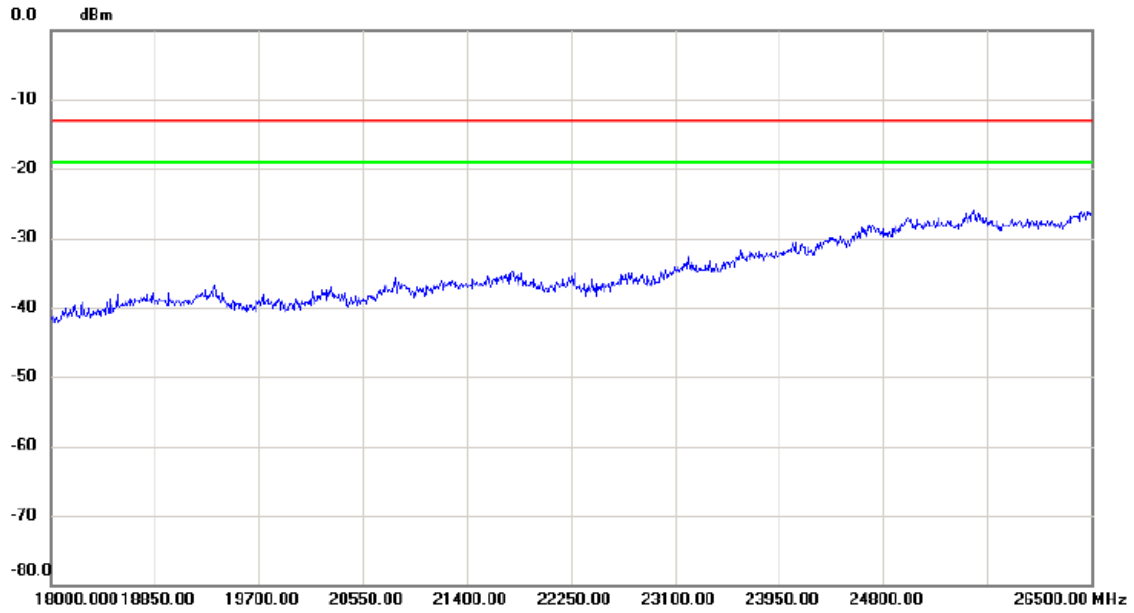
Horizontal



No.	Mk.	Freq.	Reading Level	Correct Factor	Measurement	Limit	Margin	Detector	Comment
		MHz	dBm	dB	dBm	dBm	dB		

Test Mode: LTE Band 2\_TX CH18900\_20M

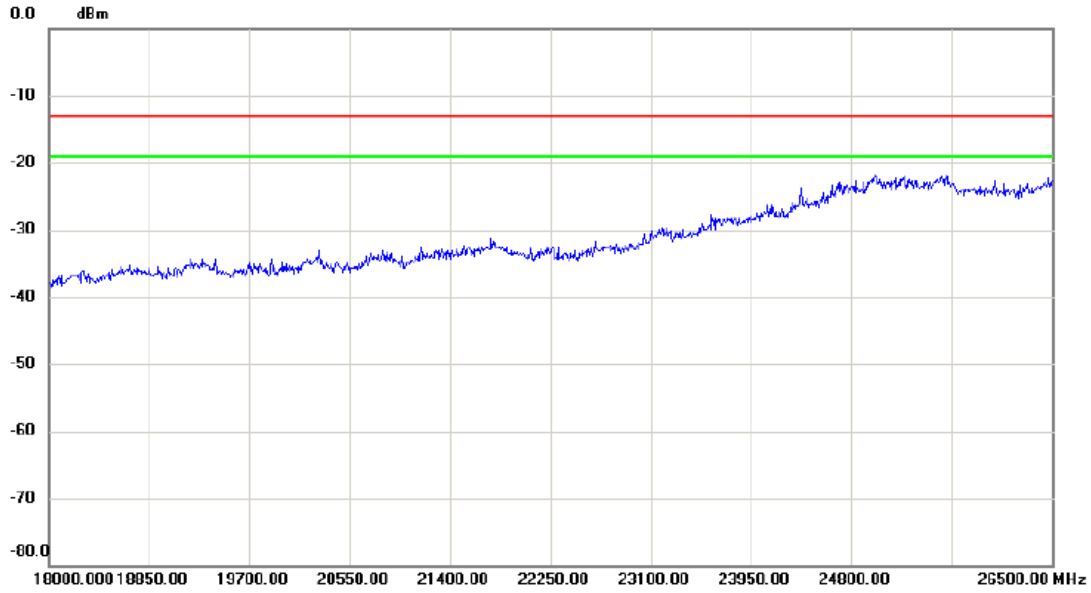
Vertical



No.	Mk.	Freq.	Reading Level	Correct Factor	Measurement	Limit	Margin	Detector	Comment
		MHz	dBm	dB	dBm	dBm	dB		
		18000.00	-42						
		18950.00	-40						
		19700.00	-40						
		20550.00	-38						
		21400.00	-38						
		22250.00	-38						
		23100.00	-35						
		23950.00	-32						
		24800.00	-30						
		26500.00	-28						

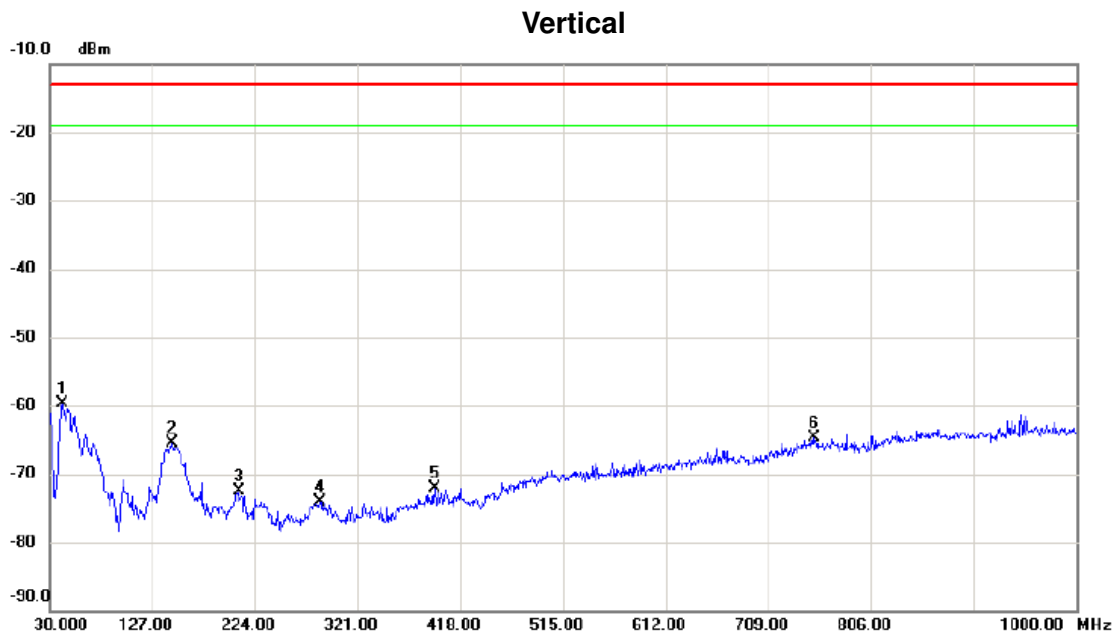
Test Mode: LTE Band 2\_TX CH18900\_20M

### Horizontal



No.	Mk.	Freq.	Reading Level	Correct Factor	Measurement	Limit	Margin	Detector	Comment
		MHz	dBm	dB	dBm	dBm	dB		

Test Mode: LTE Band 25\_TX CH26365\_1.4M



No.	Mk.	Freq. MHz	Reading Level dBm	Correct Factor dB	Measure- ment dBm	Limit dBm	Margin dB	Detector	Comment
1	*	41.640	-61.68	2.06	-59.62	-13.00	-46.62	peak	
2		145.430	-68.15	2.69	-65.46	-13.00	-52.46	peak	
3		208.480	-70.12	-2.46	-72.58	-13.00	-59.58	peak	
4		285.110	-76.61	2.43	-74.18	-13.00	-61.18	peak	
5		393.750	-76.13	4.02	-72.11	-13.00	-59.11	peak	
6		751.680	-77.18	12.46	-64.72	-13.00	-51.72	peak	

Test Mode: LTE Band 25\_TX CH26365\_1.4M

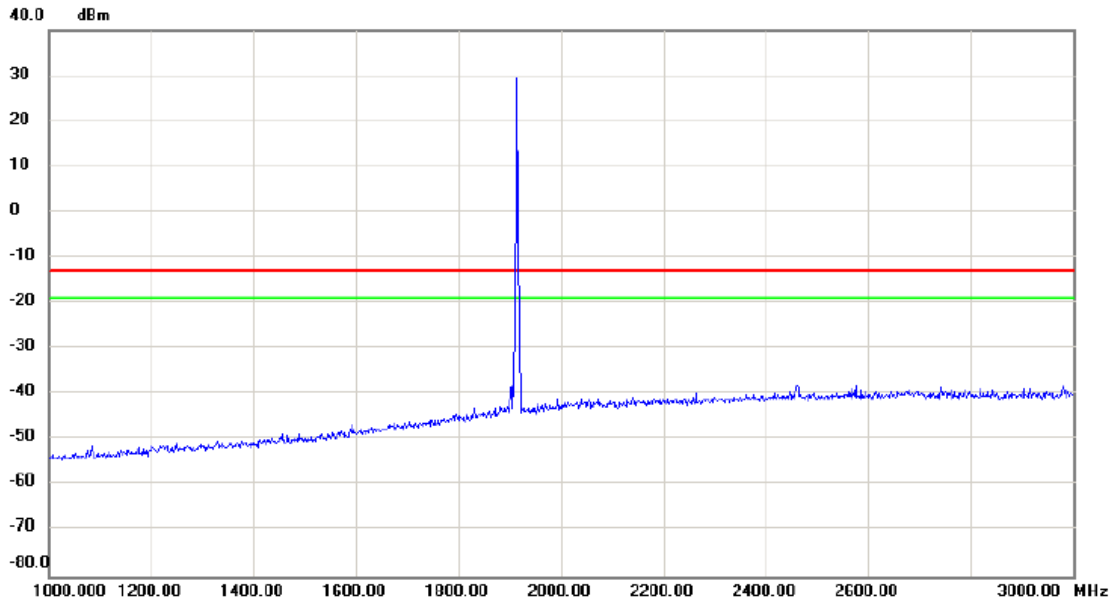
### Horizontal



No.	Mk.	Freq. MHz	Reading Level dBm	Correct Factor dB	Measure- ment dBm	Limit dBm	Margin dB	Detector	Comment
1		72.680	-61.89	-5.63	-67.52	-13.00	-54.52	peak	
2		153.190	-70.70	3.76	-66.94	-13.00	-53.94	peak	
3		193.930	-66.51	-1.71	-68.22	-13.00	-55.22	peak	
4		377.260	-74.34	5.77	-68.57	-13.00	-55.57	peak	
5		533.430	-76.78	8.09	-68.69	-13.00	-55.69	peak	
6	*	710.940	-77.31	13.72	-63.59	-13.00	-50.59	peak	

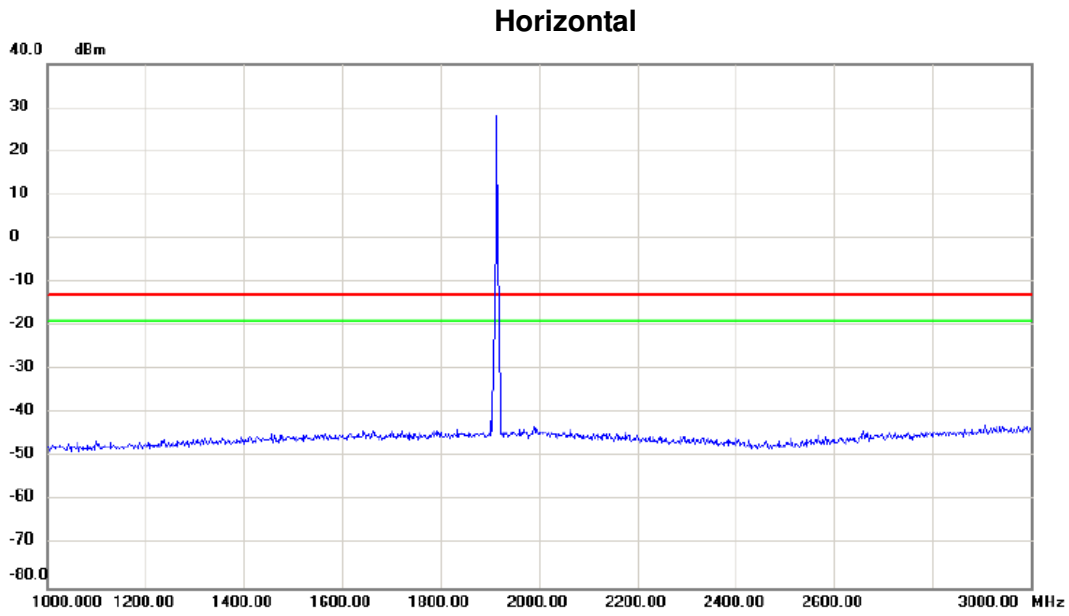
Test Mode: LTE Band 25\_TX CH26365\_1.4M

Vertical



No.	Mk.	Freq.	Reading Level	Correct Factor	Measurement	Limit	Margin	Detector	Comment
		MHz	dBm	dB	dBm	dBm	dB		
		1930.00	30.00	0.00	30.00	-15.00	45.00		

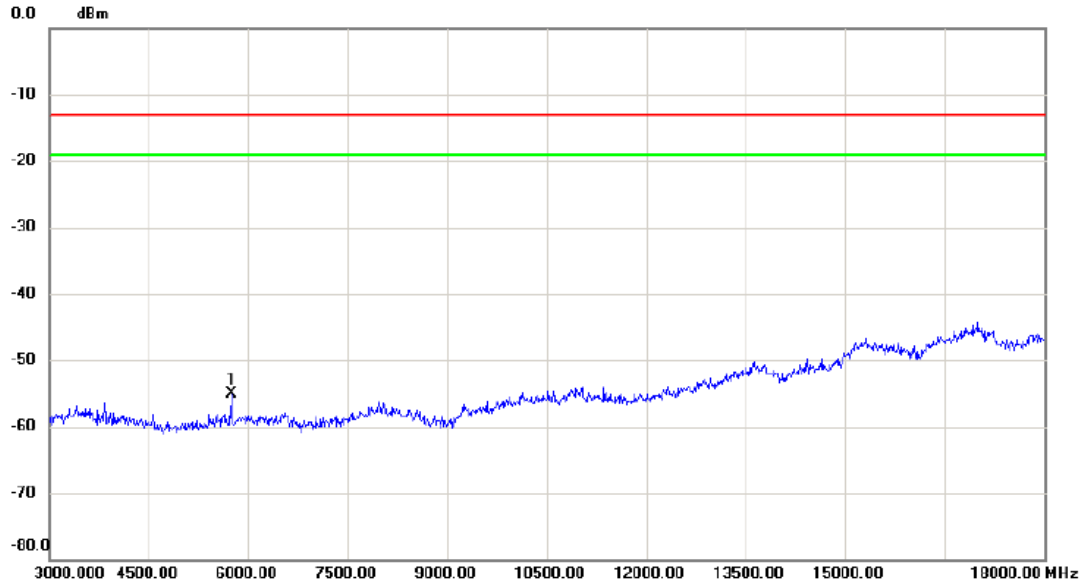
Test Mode: LTE Band 25\_TX CH26365\_1.4M



No.	Mk.	Freq.	Reading Level	Correct Factor	Measurement	Limit	Margin	Detector	Comment
		MHz	dBm	dB	dBm	dBm	dB		
		1930.00	28.00	0.00	28.00	-15.00	43.00		

Test Mode: LTE Band 25\_TX CH26365\_1.4M

Vertical

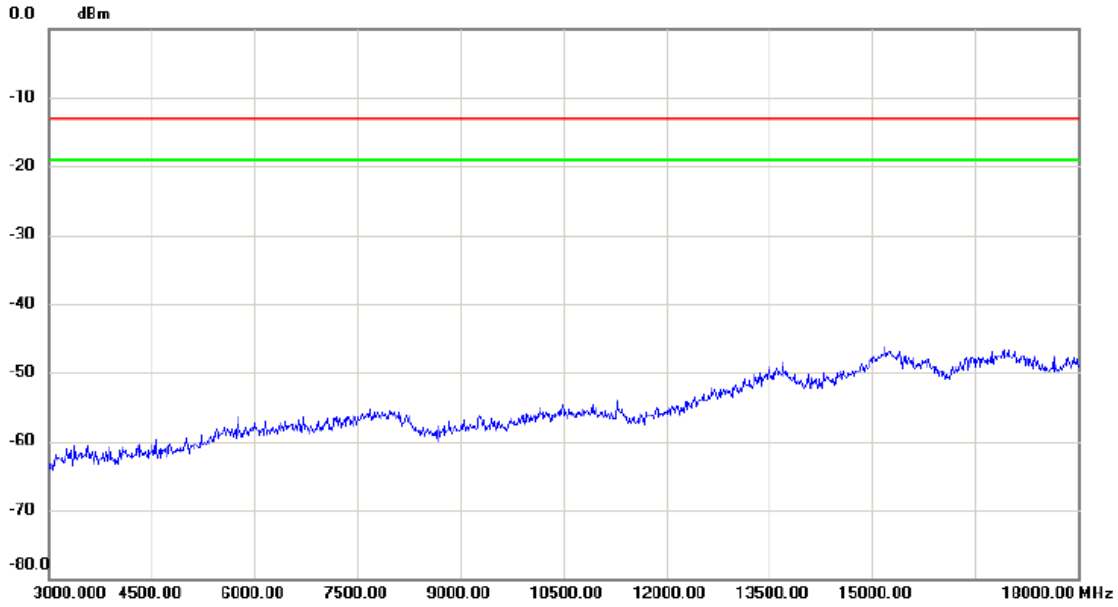


No.	Mk.	Freq.	Reading Level	Correct Factor	Measurement	Limit	Margin	Detector	Comment
		MHz	dBm	dB	dBm	dBm	dB		
1	*	5745.000	-71.67	16.49	-55.18	-13.00	-42.18	peak	



Test Mode: LTE Band 25\_TX CH26365\_1.4M

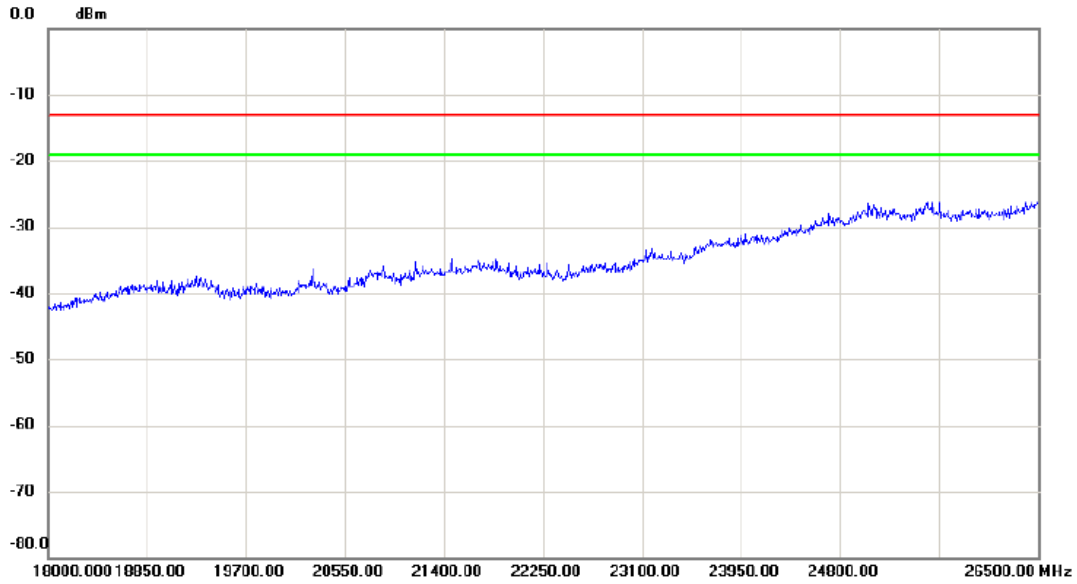
### Horizontal



No. Mk.	Freq.	Reading Level	Correct Factor	Measurement	Limit	Margin	Detector	Comment
	MHz	dBm	dB	dBm	dBm	dB		

Test Mode: LTE Band 25\_TX CH26365\_1.4M

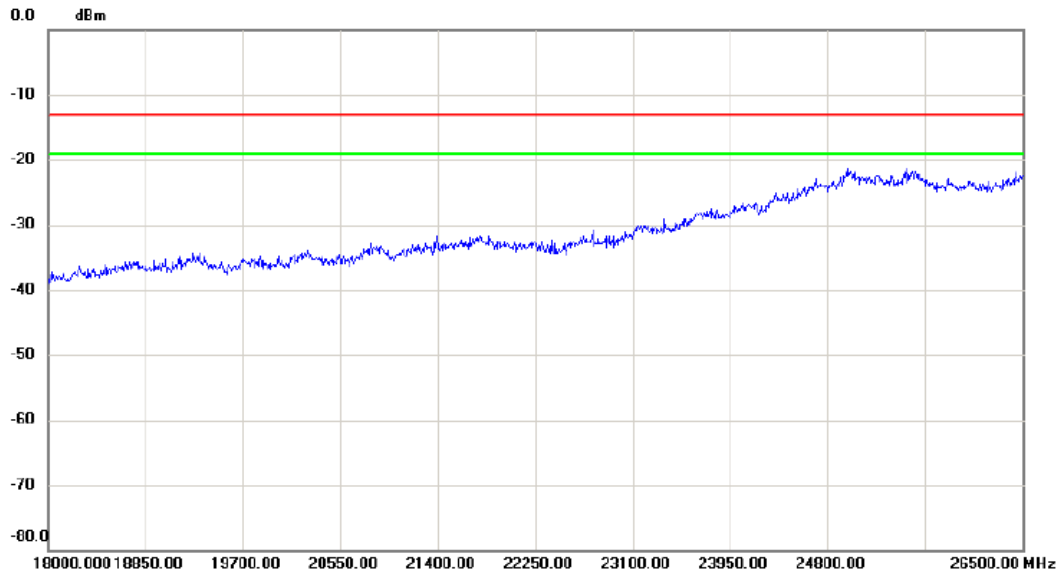
Vertical



No.	Mk.	Freq.	Reading Level	Correct Factor	Measurement	Limit	Margin	Detector	Comment
		MHz	dBm	dB	dBm	dBm	dB		

Test Mode: LTE Band 25\_TX CH26365\_1.4M

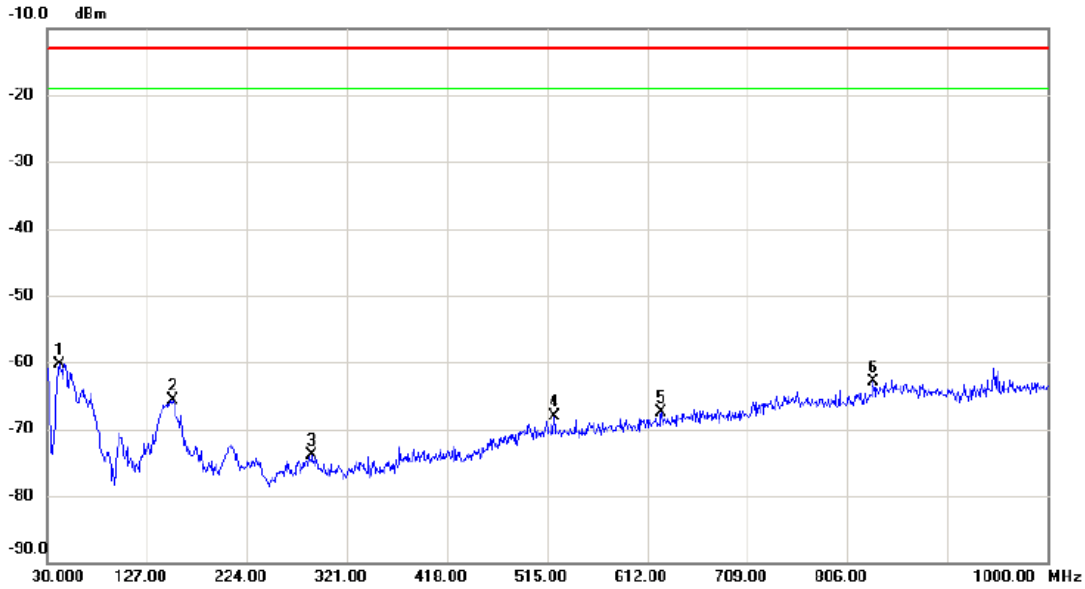
### Horizontal



No. Mk.	Freq. MHz	Reading Level dBm	Correct Factor dB	Measure- ment dBm	Limit dBm	Margin dB	Detector	Comment

Test Mode: LTE Band 25\_TX CH26365\_20M

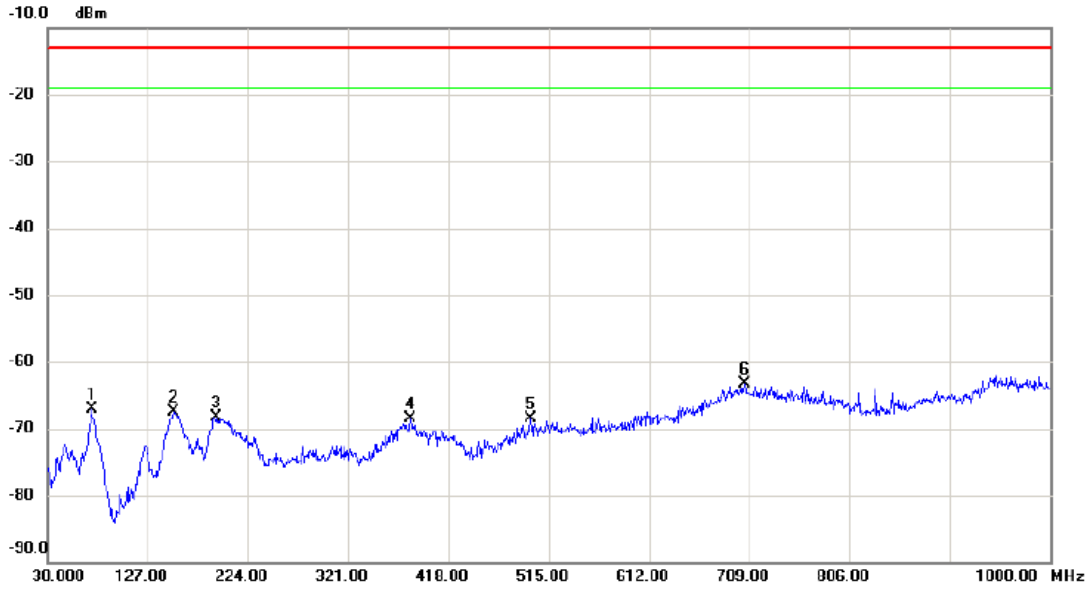
Vertical



No.	Mk.	Freq. MHz	Reading Level dBm	Correct Factor dB	Measure- ment dBm	Limit dBm	Margin dB	Detector	Comment
1	*	41.640	-62.29	2.06	-60.23	-13.00	-47.23	peak	
2		152.220	-68.80	3.16	-65.64	-13.00	-52.64	peak	
3		287.050	-76.21	2.35	-73.86	-13.00	-60.86	peak	
4		521.790	-75.61	7.51	-68.10	-13.00	-55.10	peak	
5		625.580	-77.02	9.43	-67.59	-13.00	-54.59	peak	
6		831.220	-76.39	13.50	-62.89	-13.00	-49.89	peak	

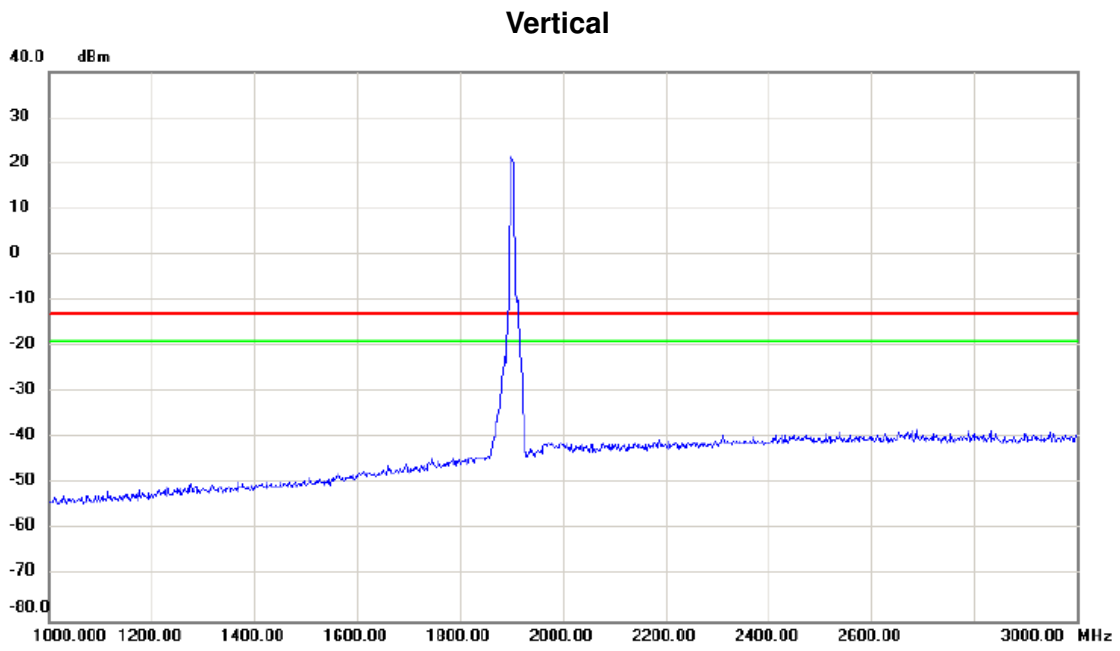
Test Mode: LTE Band 25\_TX CH26365\_20M

### Horizontal



No.	Mk.	Freq. MHz	Reading Level dBm	Correct Factor dB	Measure- ment dBm	Limit dBm	Margin dB	Detector	Comment
1		72.680	-61.43	-5.63	-67.06	-13.00	-54.06	peak	
2		152.220	-71.46	3.91	-67.55	-13.00	-54.55	peak	
3		193.930	-66.59	-1.71	-68.30	-13.00	-55.30	peak	
4		381.140	-74.59	6.09	-68.50	-13.00	-55.50	peak	
5		497.540	-76.31	7.88	-68.43	-13.00	-55.43	peak	
6	*	704.150	-77.20	13.88	-63.32	-13.00	-50.32	peak	

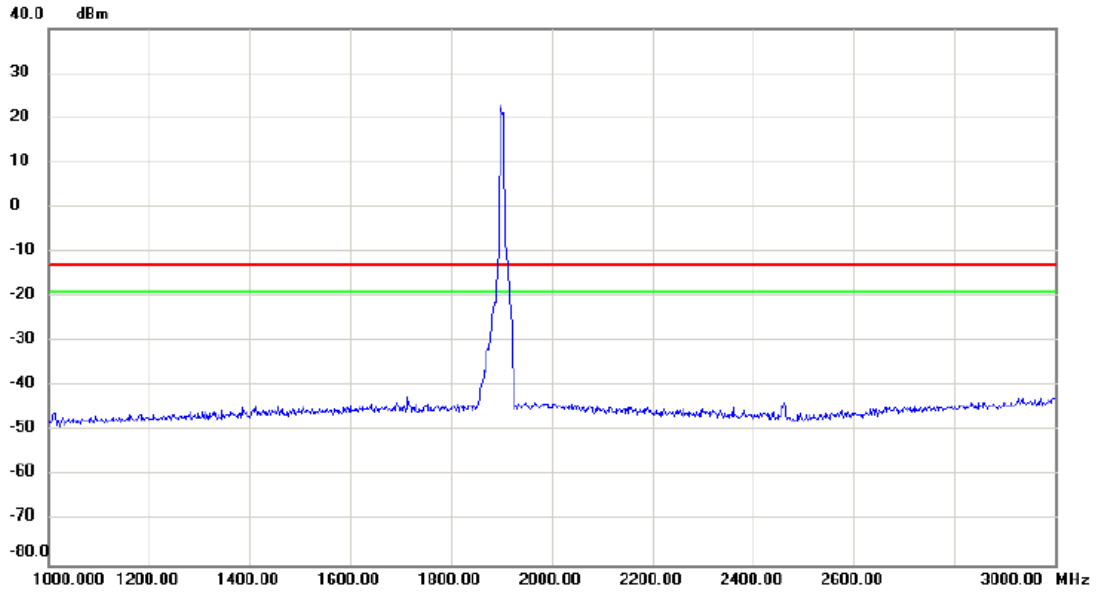
Test Mode: LTE Band 25\_TX CH26365\_20M



No.	Mk.	Freq.	Reading Level	Correct Factor	Measurement	Limit	Margin	Detector	Comment
		MHz	dBm	dB	dBm	dBm	dB		
		1950.00	20.00	0.00	20.00	-15.00	35.00		

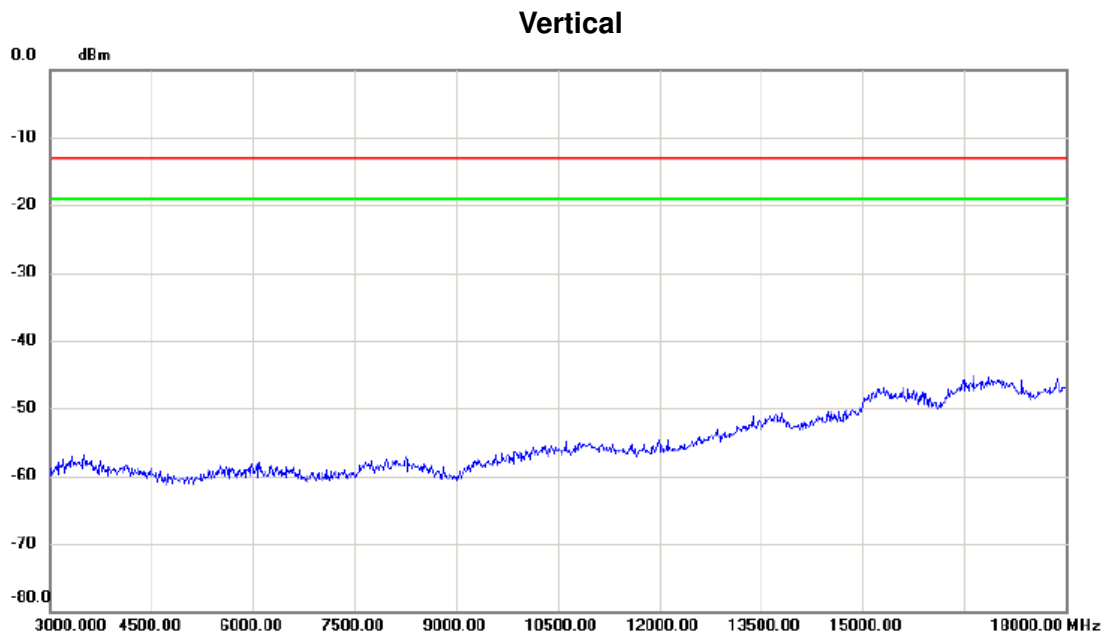
Test Mode: LTE Band 25\_TX CH26365\_20M

### Horizontal



No.	Mk.	Freq.	Reading Level	Correct Factor	Measurement	Limit	Margin	Detector	Comment
		MHz	dBm	dB	dBm	dBm	dB		
		1930.00	22.00		22.00	-15.00	37.00		

Test Mode: LTE Band 25\_TX CH26365\_20M

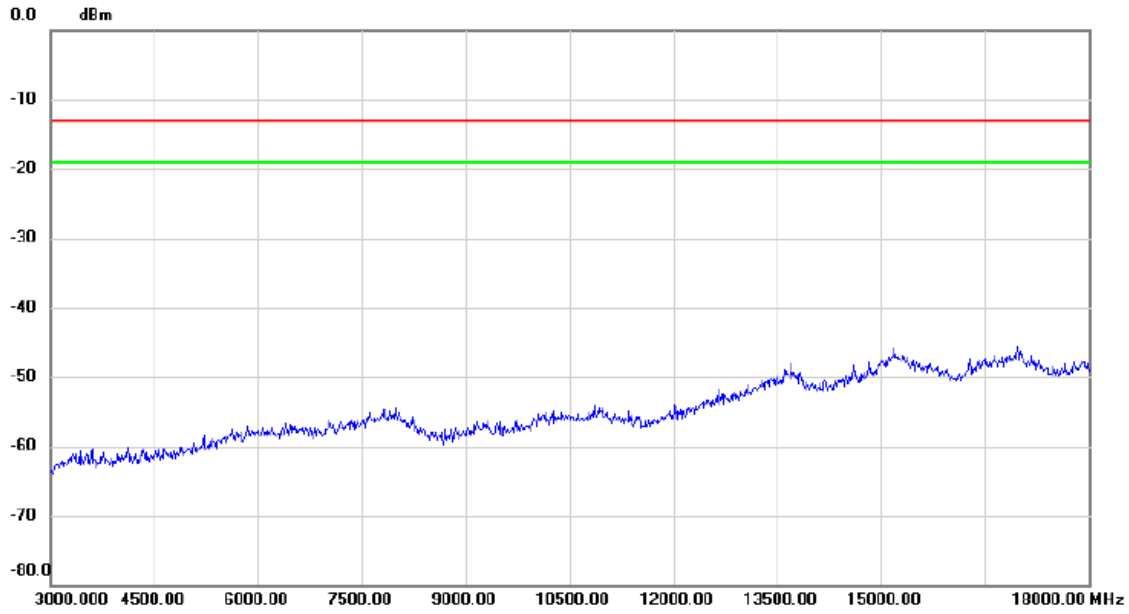


No.	Mk.	Freq. MHz	Reading Level dBm	Correct Factor dB	Measure- ment dBm	Limit dBm	Margin dB	Detector	Comment



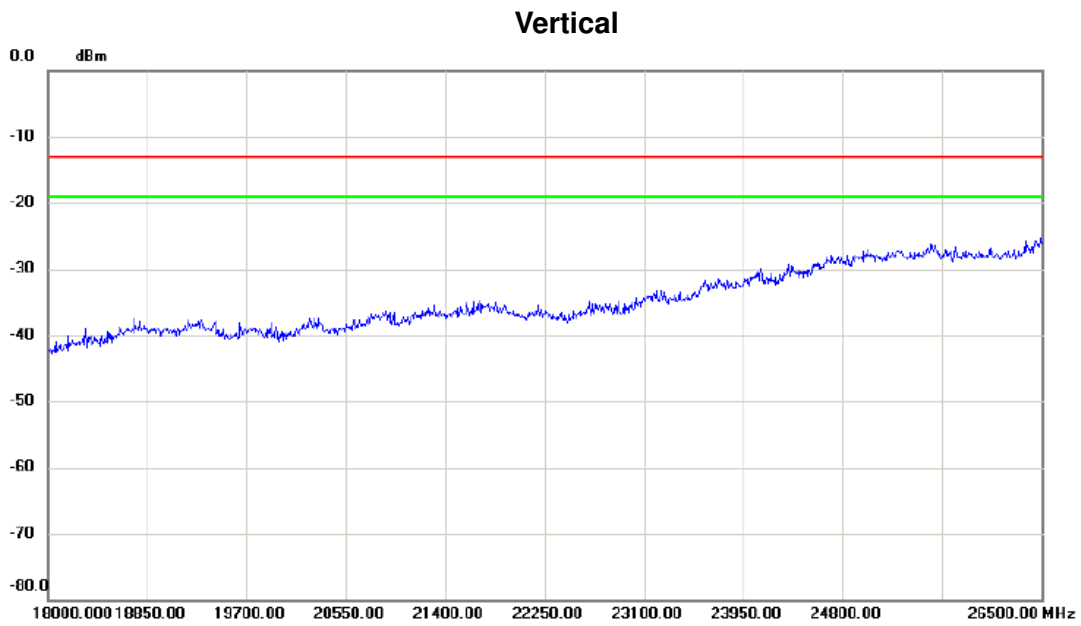
Test Mode: LTE Band 25\_TX CH26365\_20M

### Horizontal



No.	Mk.	Freq.	Reading Level	Correct Factor	Measurement	Limit	Margin	Detector	Comment
		MHz	dBm	dB	dBm	dBm	dB		

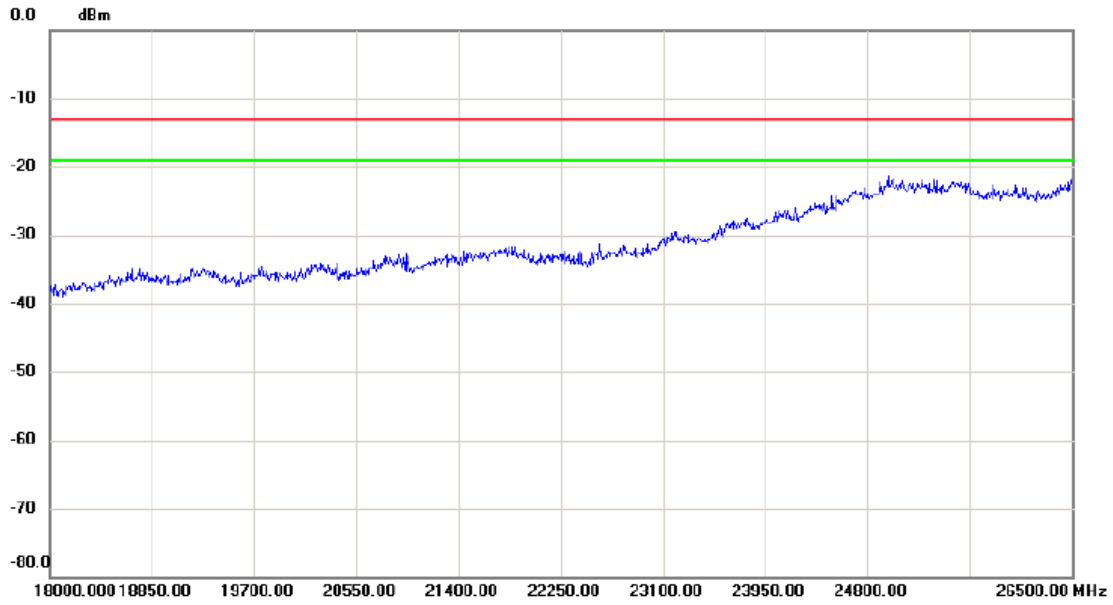
Test Mode: LTE Band 25\_TX CH26365\_20M



No.	Mk.	Freq. MHz	Reading Level dBm	Correct Factor dB	Measure- ment dBm	Limit dBm	Margin dB	Detector	Comment

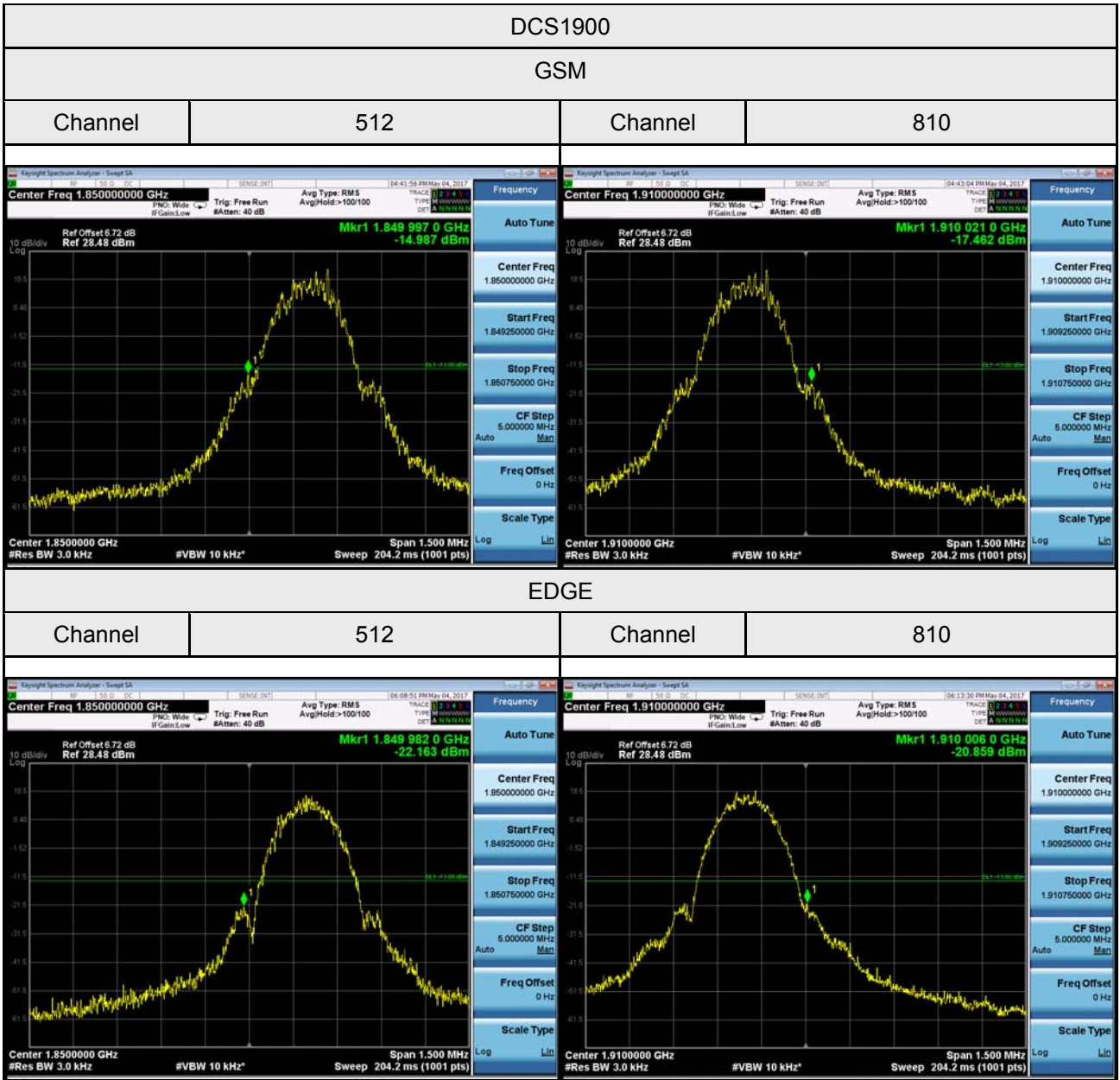
Test Mode: LTE Band 25\_TX CH26365\_20M

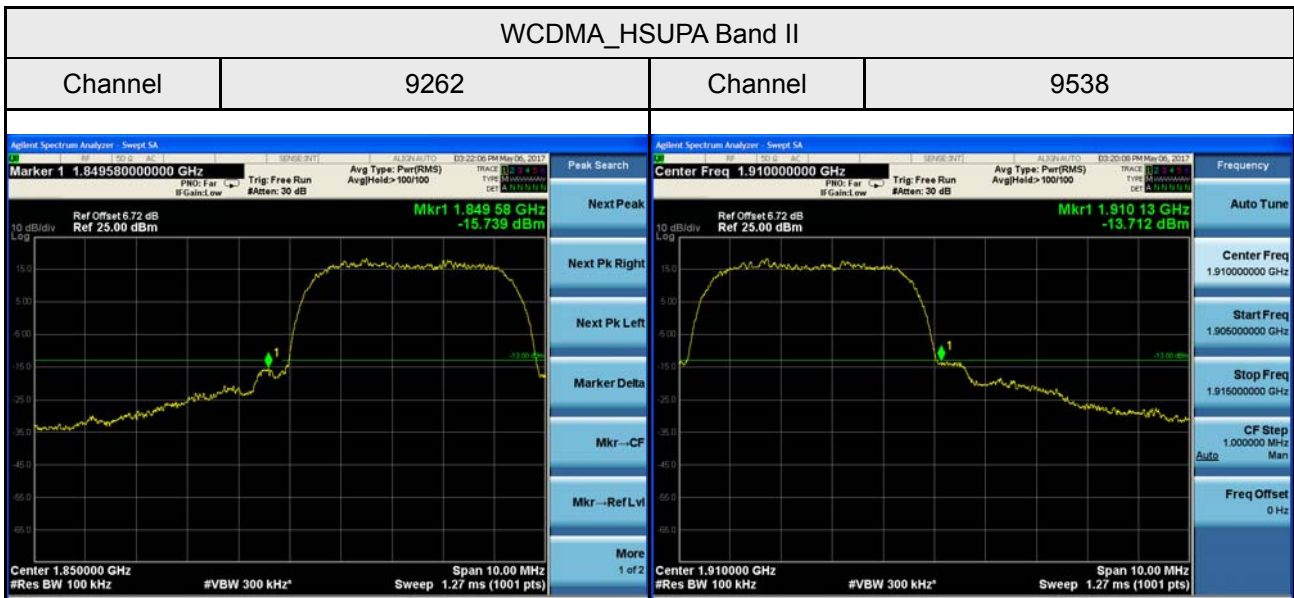
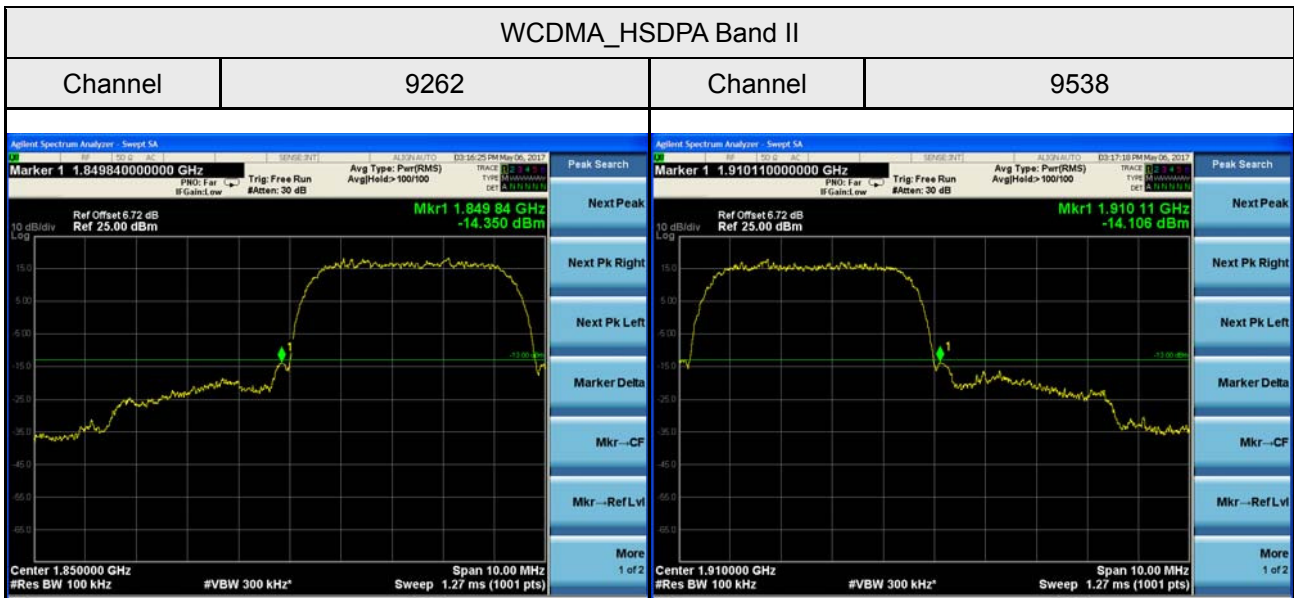
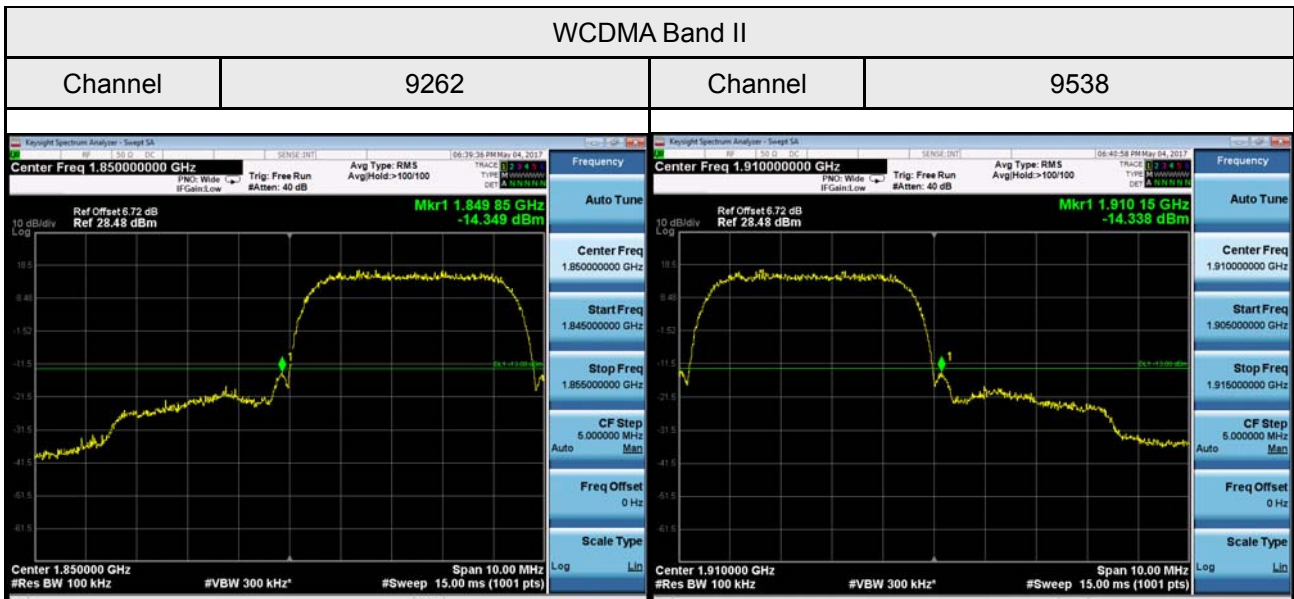
### Horizontal



No.	Mk.	Freq. MHz	Reading Level dBm	Correct Factor dB	Measure- ment dBm	Limit dBm	Margin dB	Detector	Comment

## ATTACHMENT E - BAND EDGE





LTE Band 2\_1.4M

1RB0

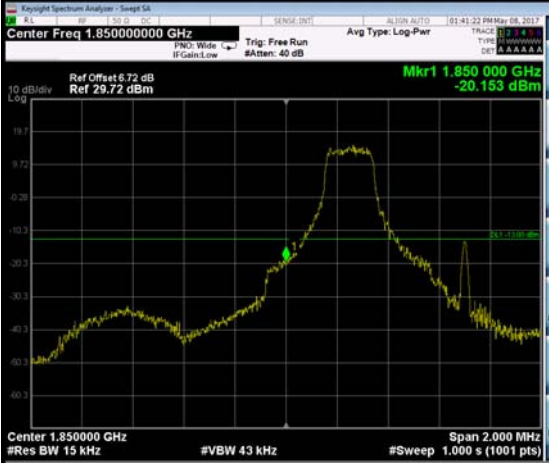
1RB5

Channel

18607

Channel

19193



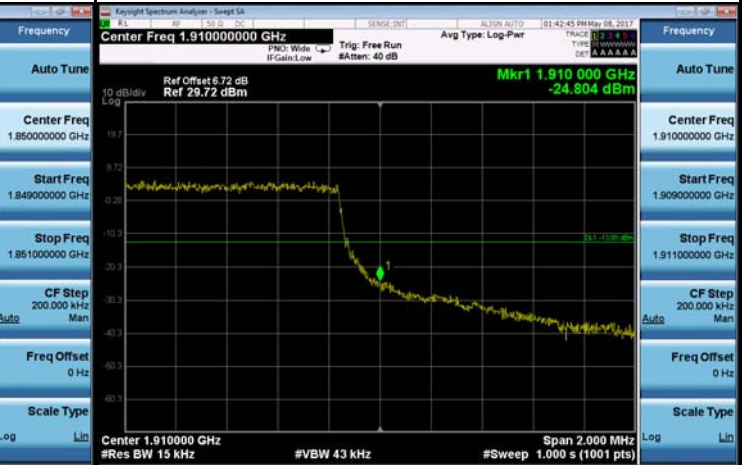
6RB0

Channel

18607

Channel

19193



LTE Band 2\_3M

1RB0

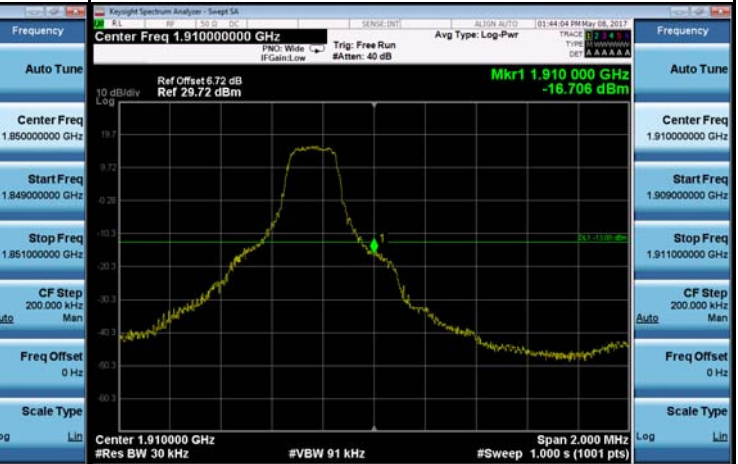
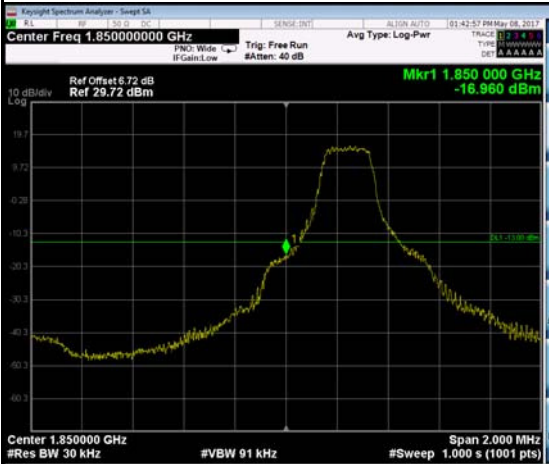
1RB14

Channel

18615

Channel

19185



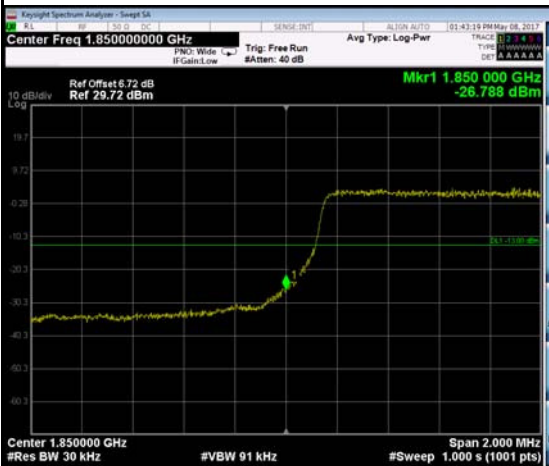
15RB0

Channel

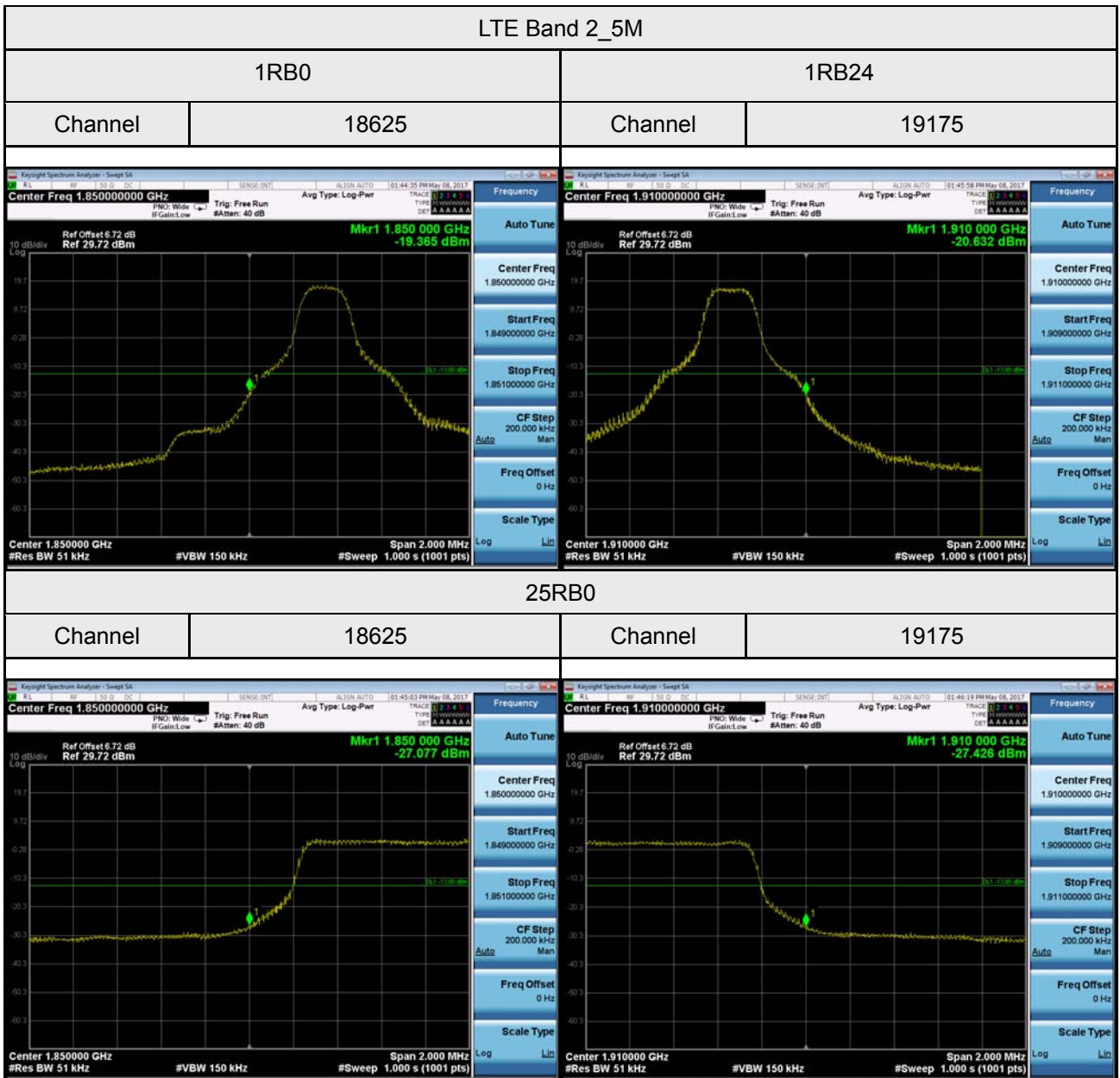
18615

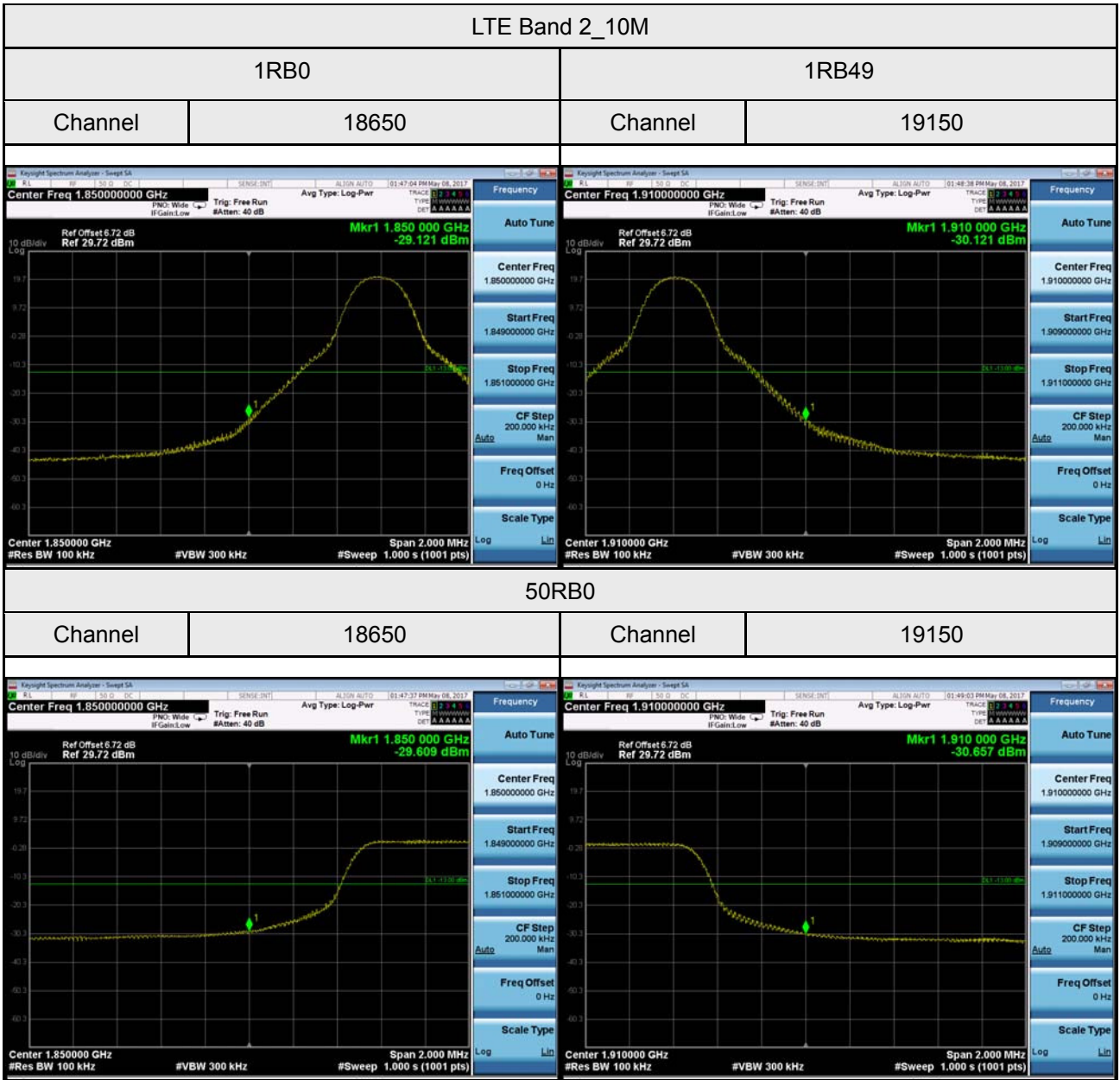
Channel

19185









LTE Band 2\_15M

1RB0

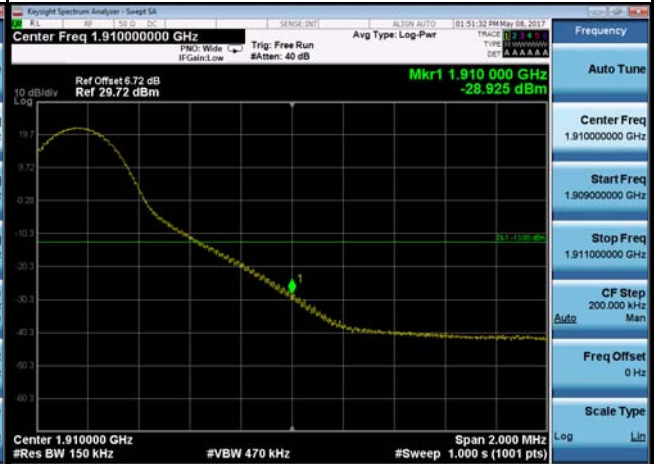
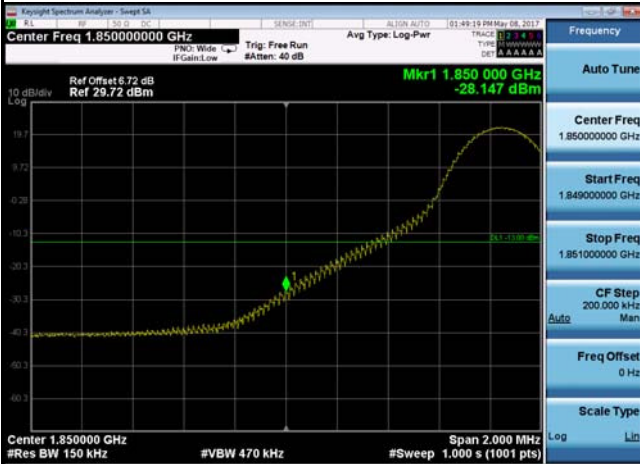
1RB74

Channel

18675

Channel

19125



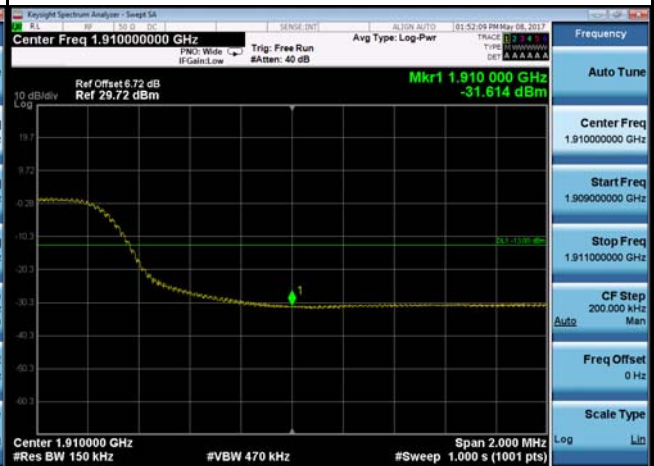
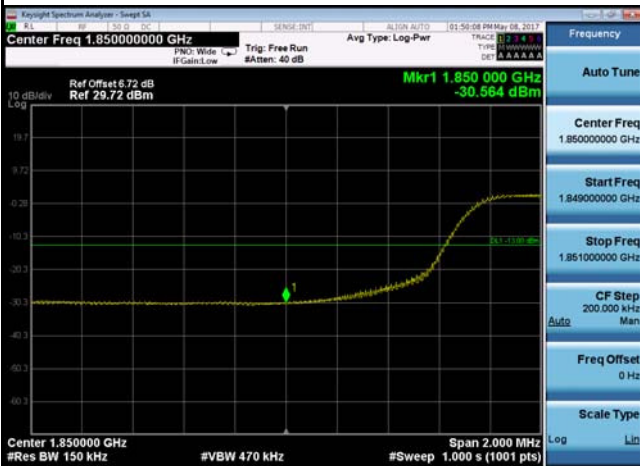
75RB0

Channel

18675

Channel

19125



LTE Band 2\_20M

1RB0

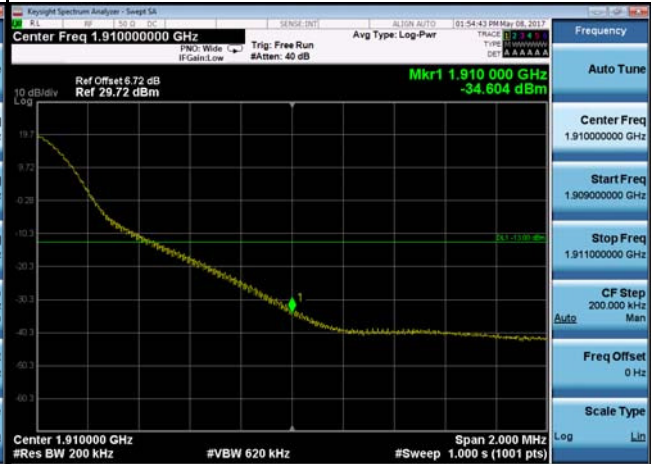
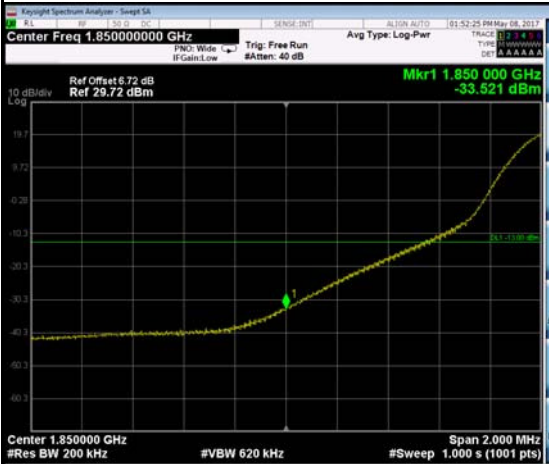
1RB99

Channel

18700

Channel

19100



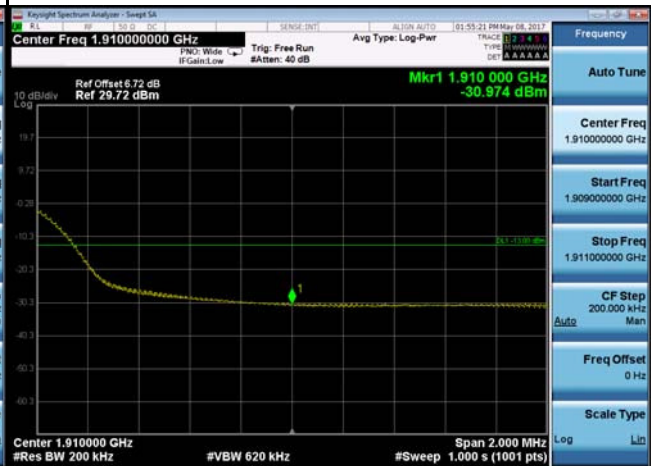
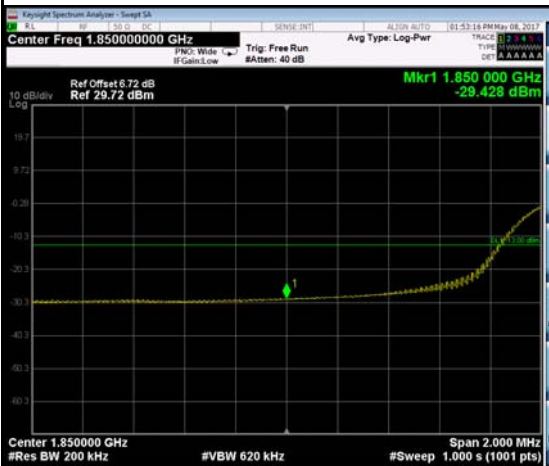
100RB0

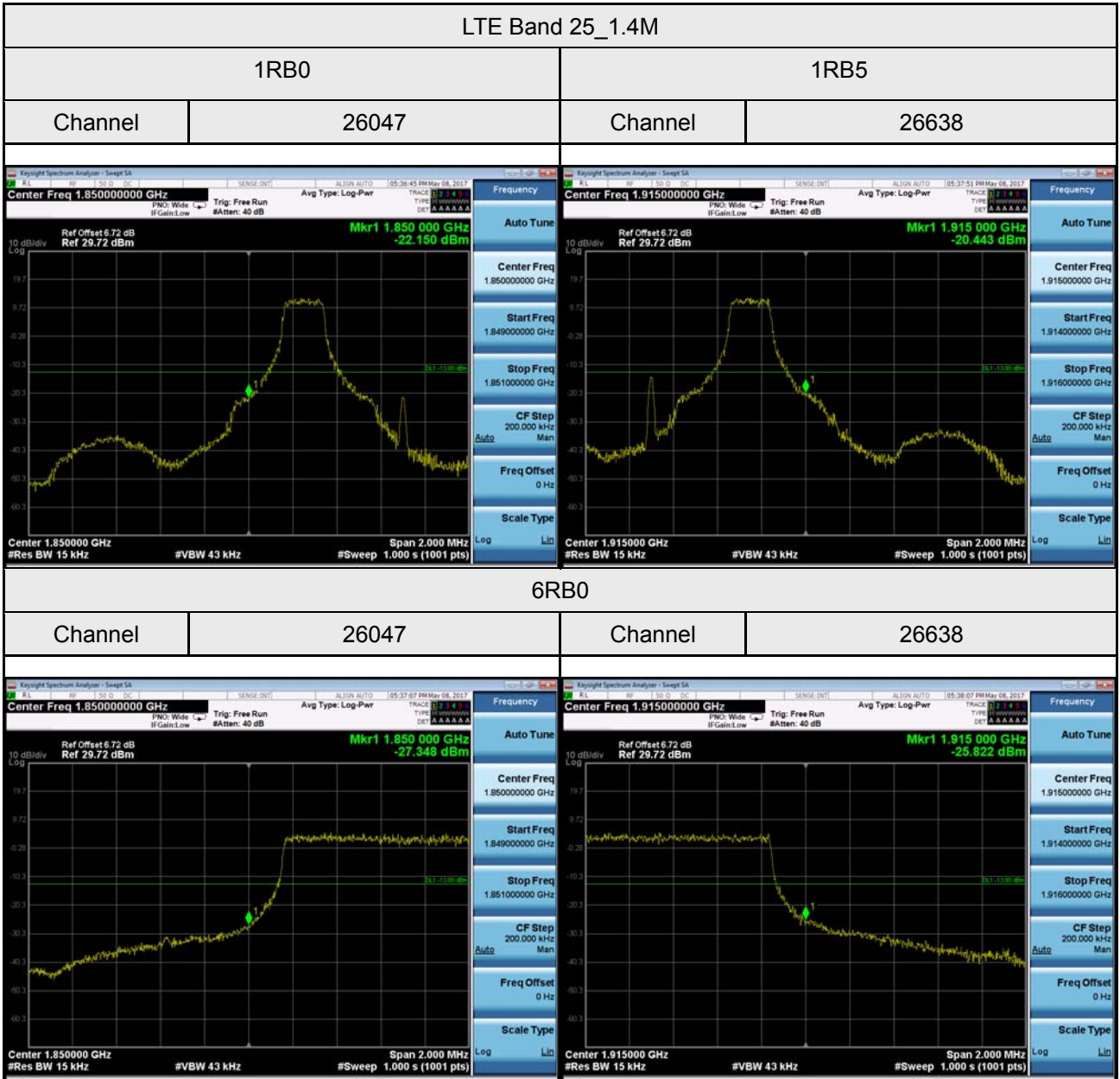
Channel

18700

Channel

19100





LTE Band 25\_3M

1RB0

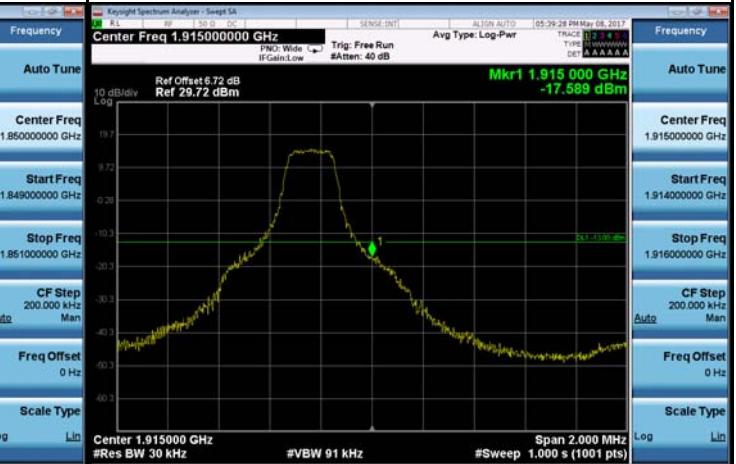
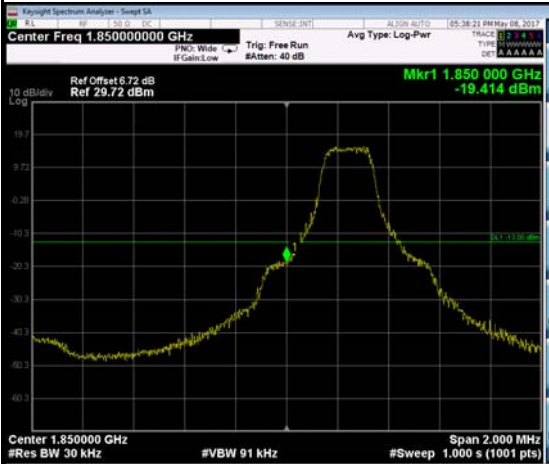
1RB14

Channel

26055

Channel

26675



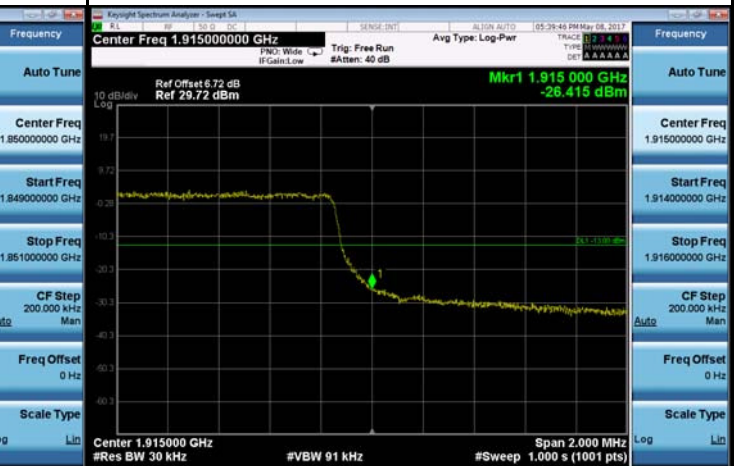
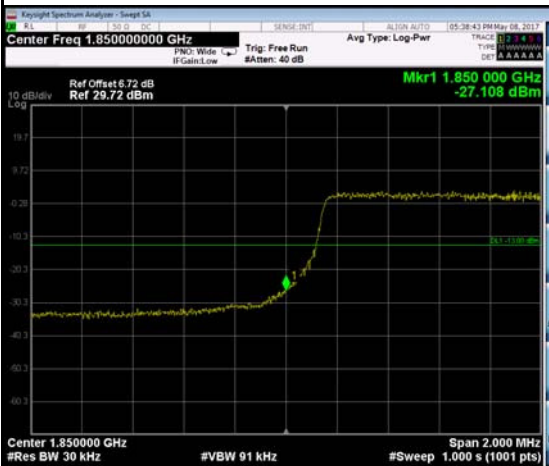
15RB0

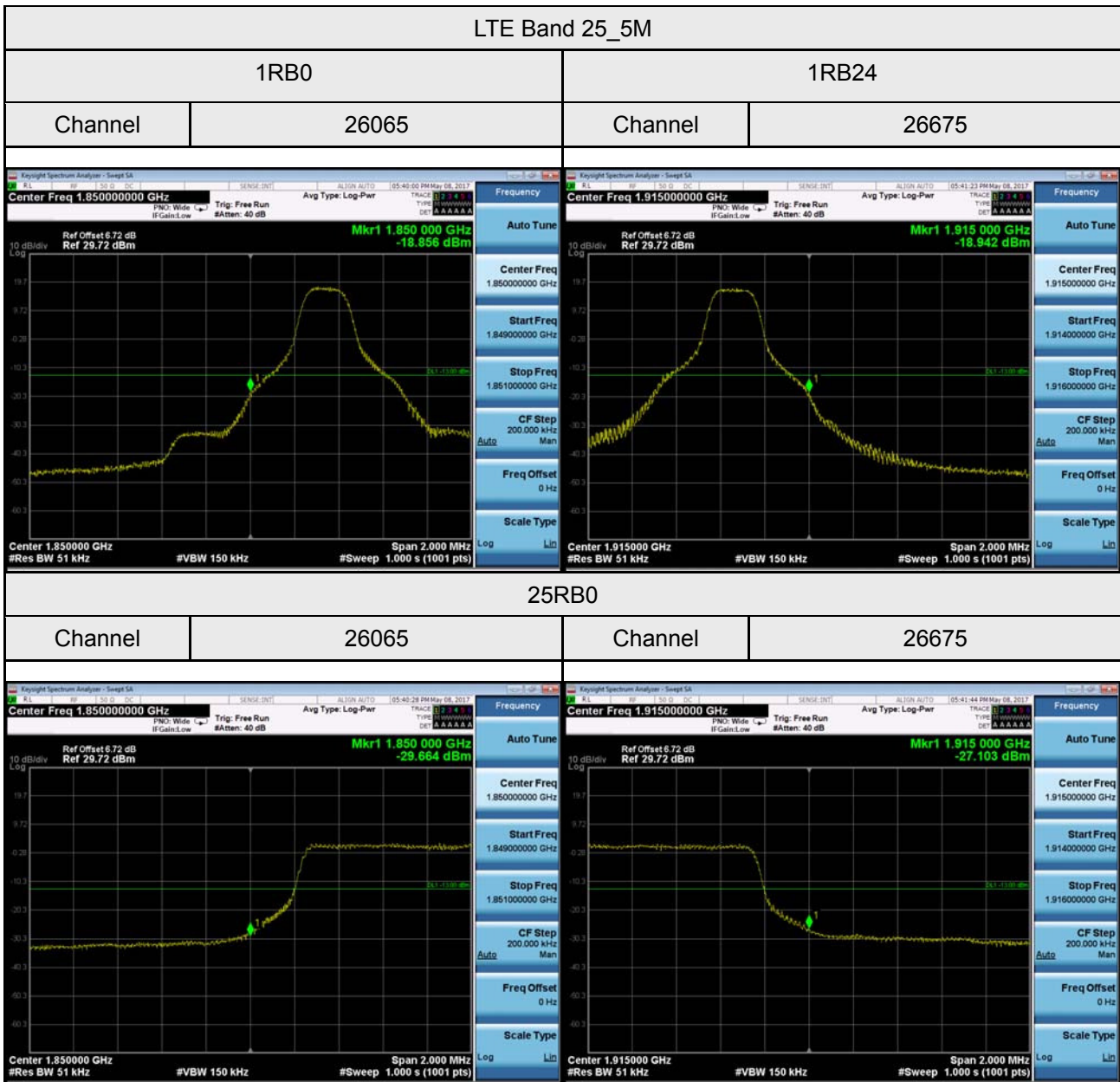
Channel

26055

Channel

26675





LTE Band 25\_10M

1RB0

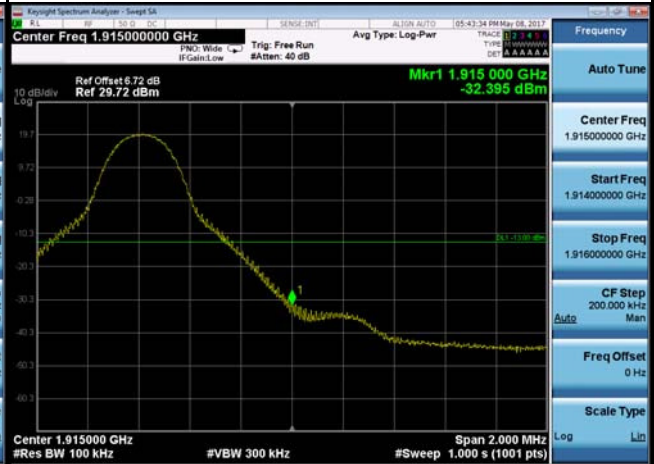
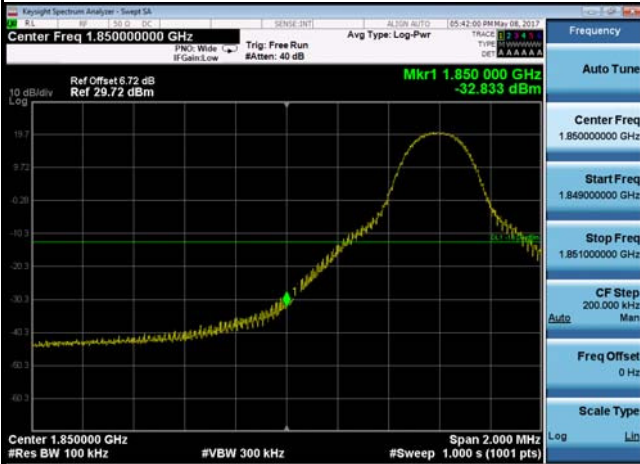
1RB49

Channel

26090

Channel

26640



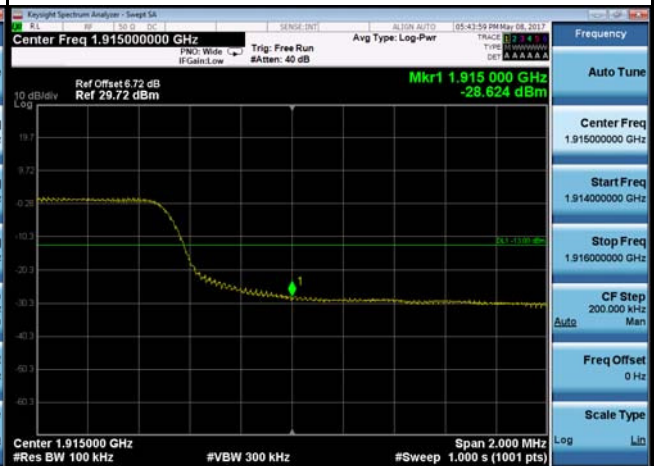
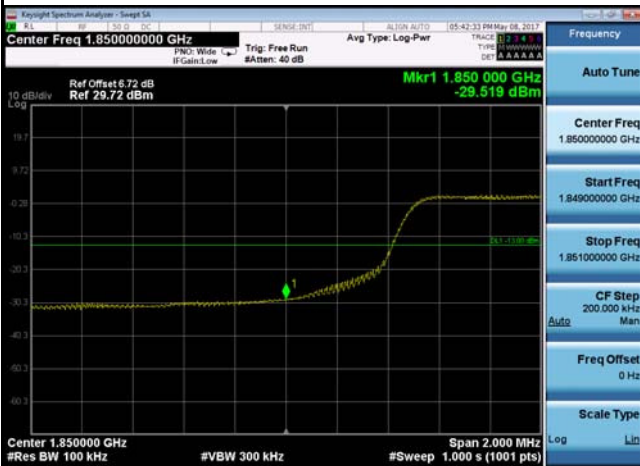
50RB0

Channel

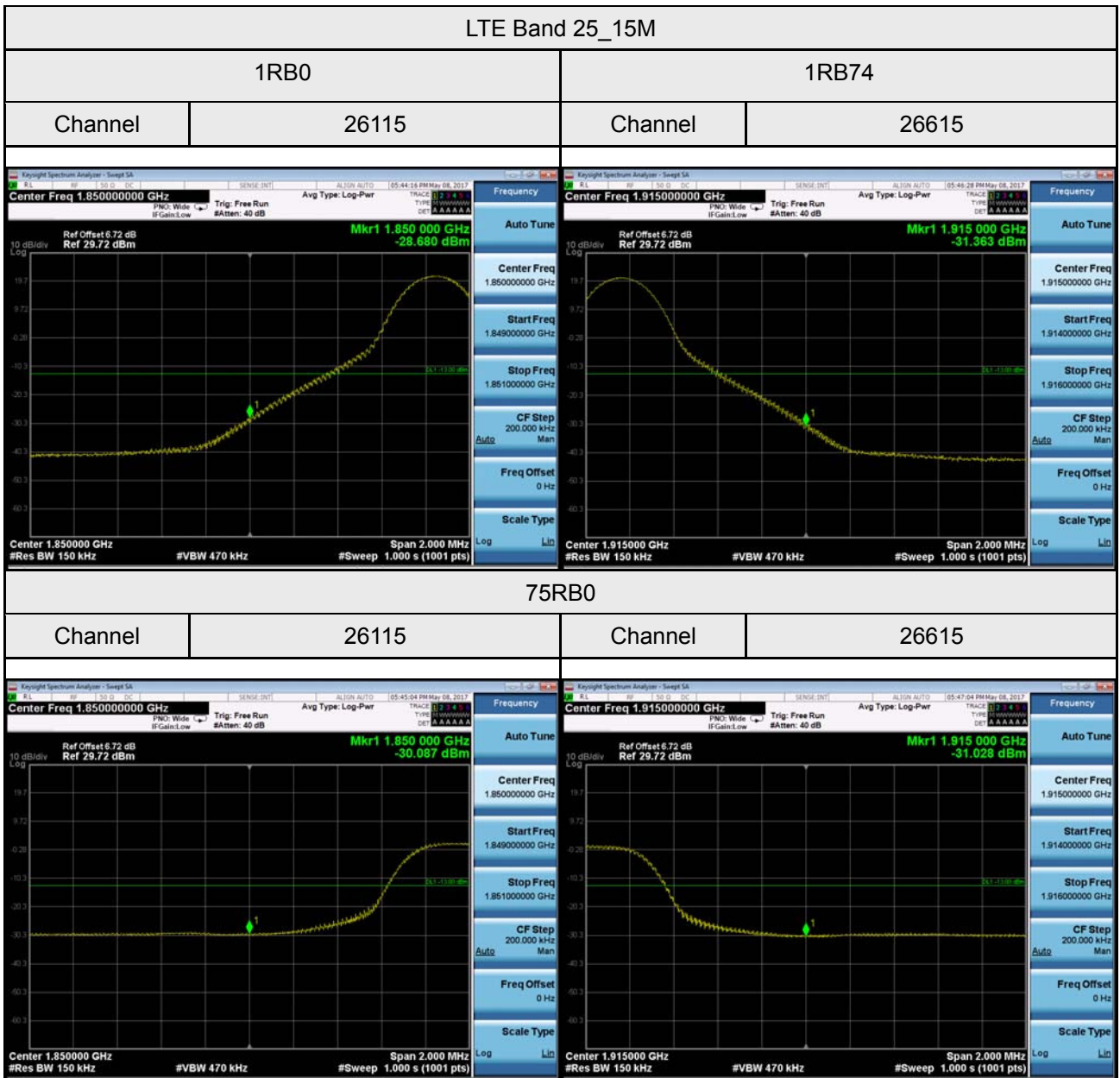
26090

Channel

26640







LTE Band 25\_20M

1RB0

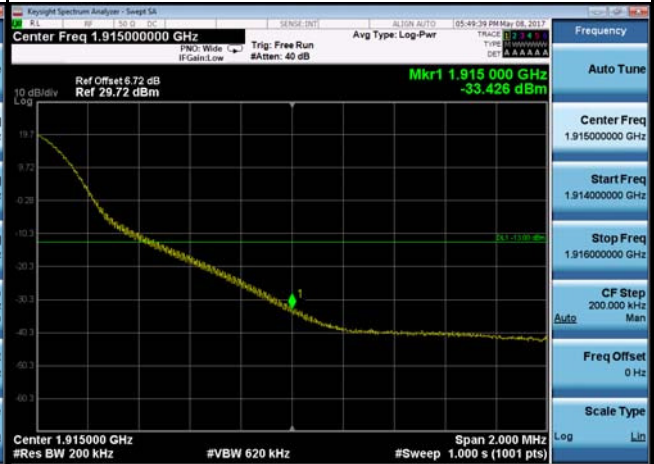
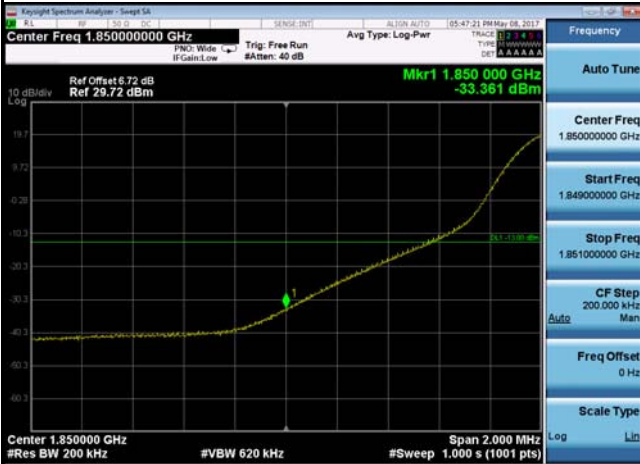
1RB99

Channel

26140

Channel

26590



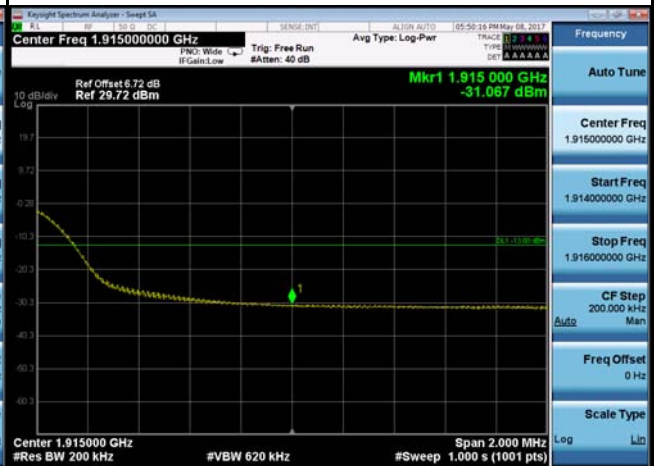
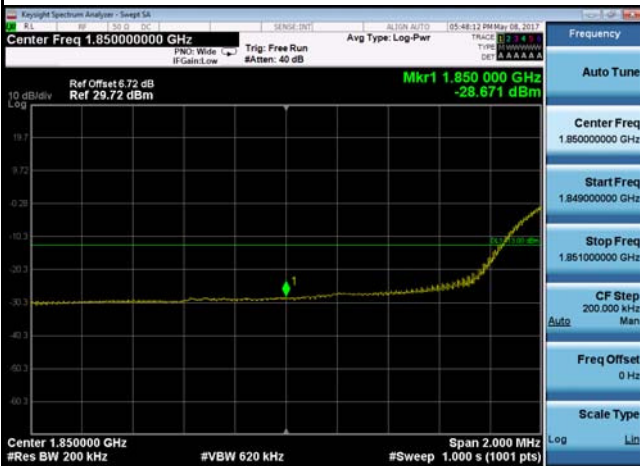
100RB0

Channel

26140

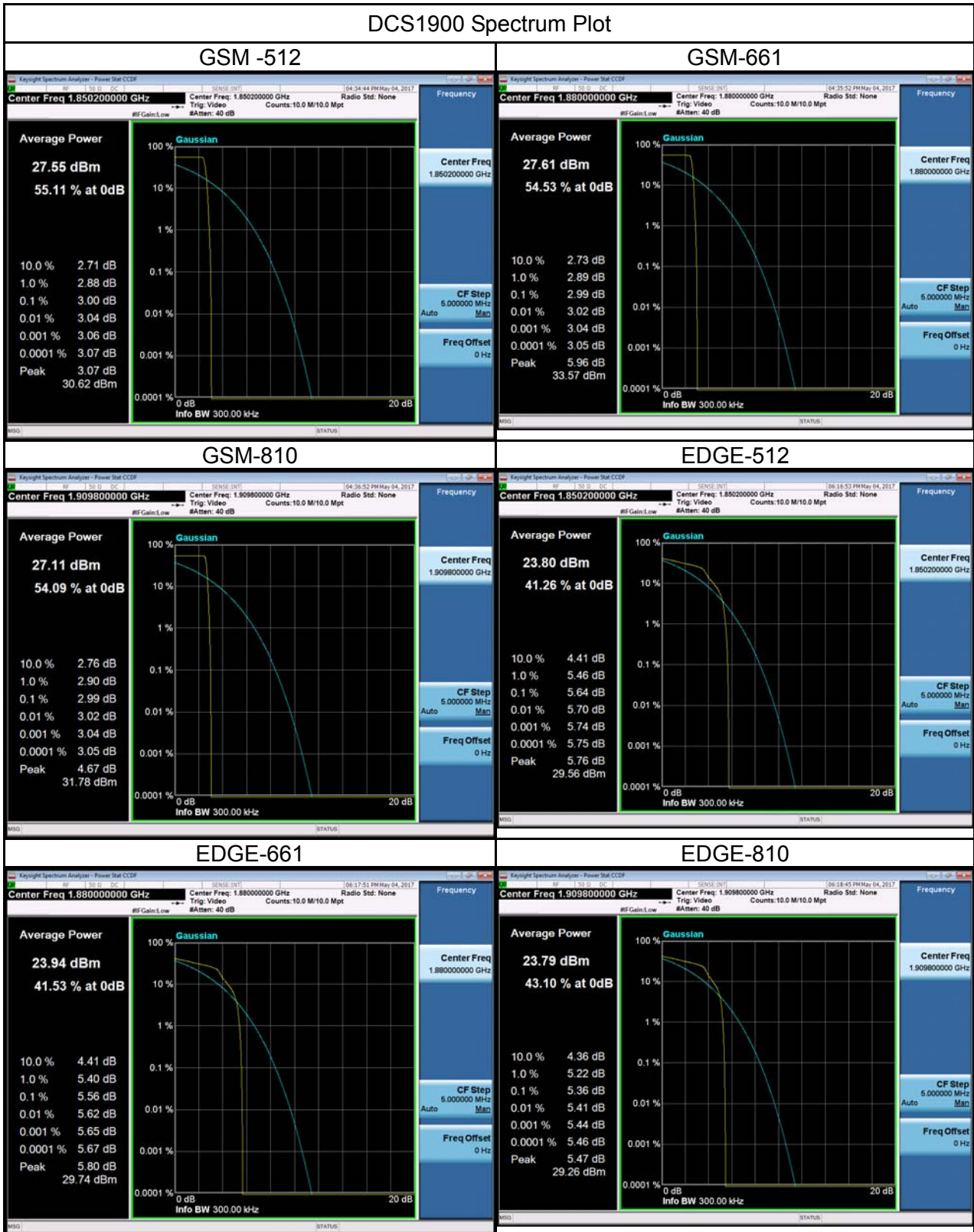
Channel

26590

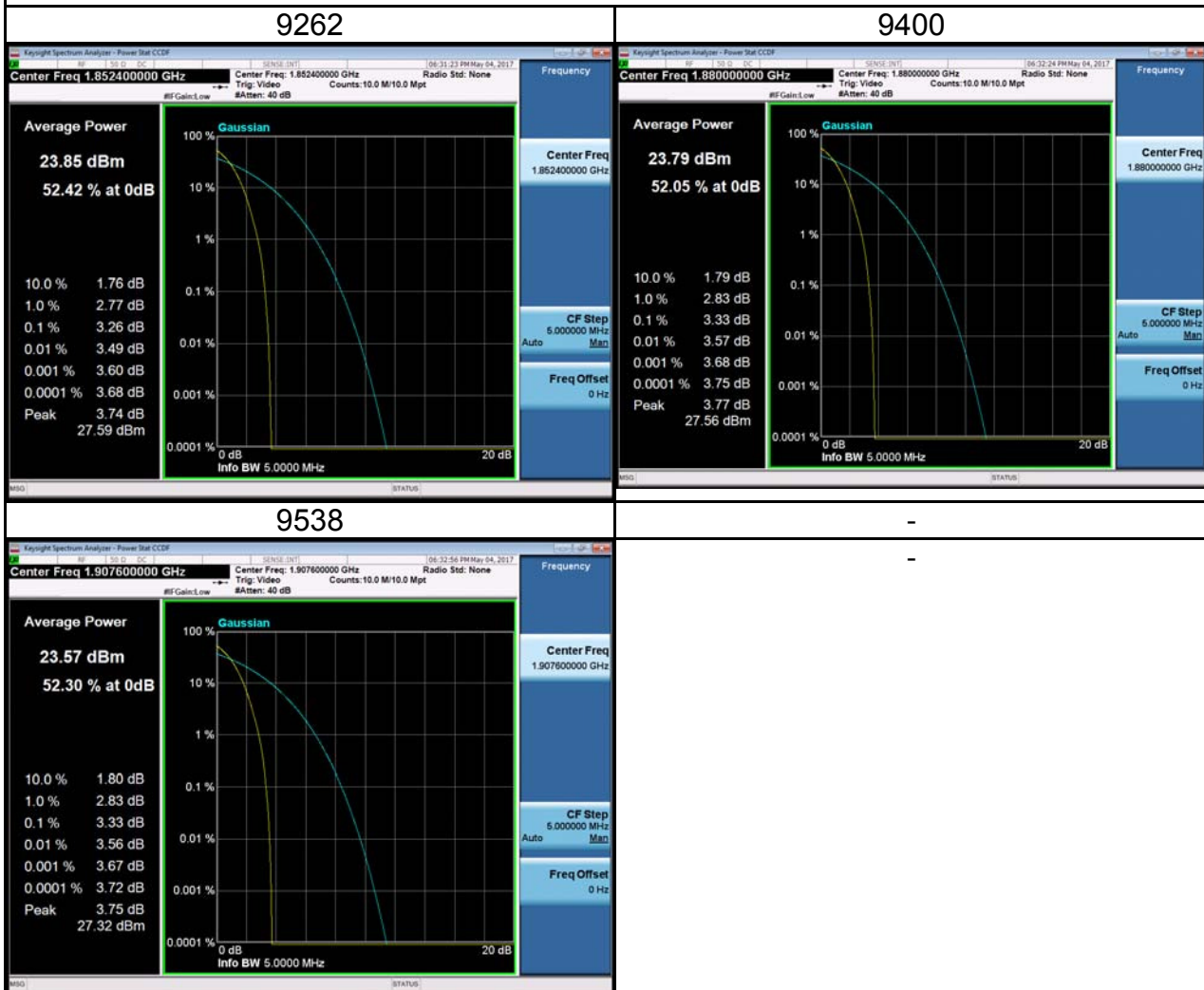


## ATTACHMENT F - PEAK TO AVERAGE RATIO

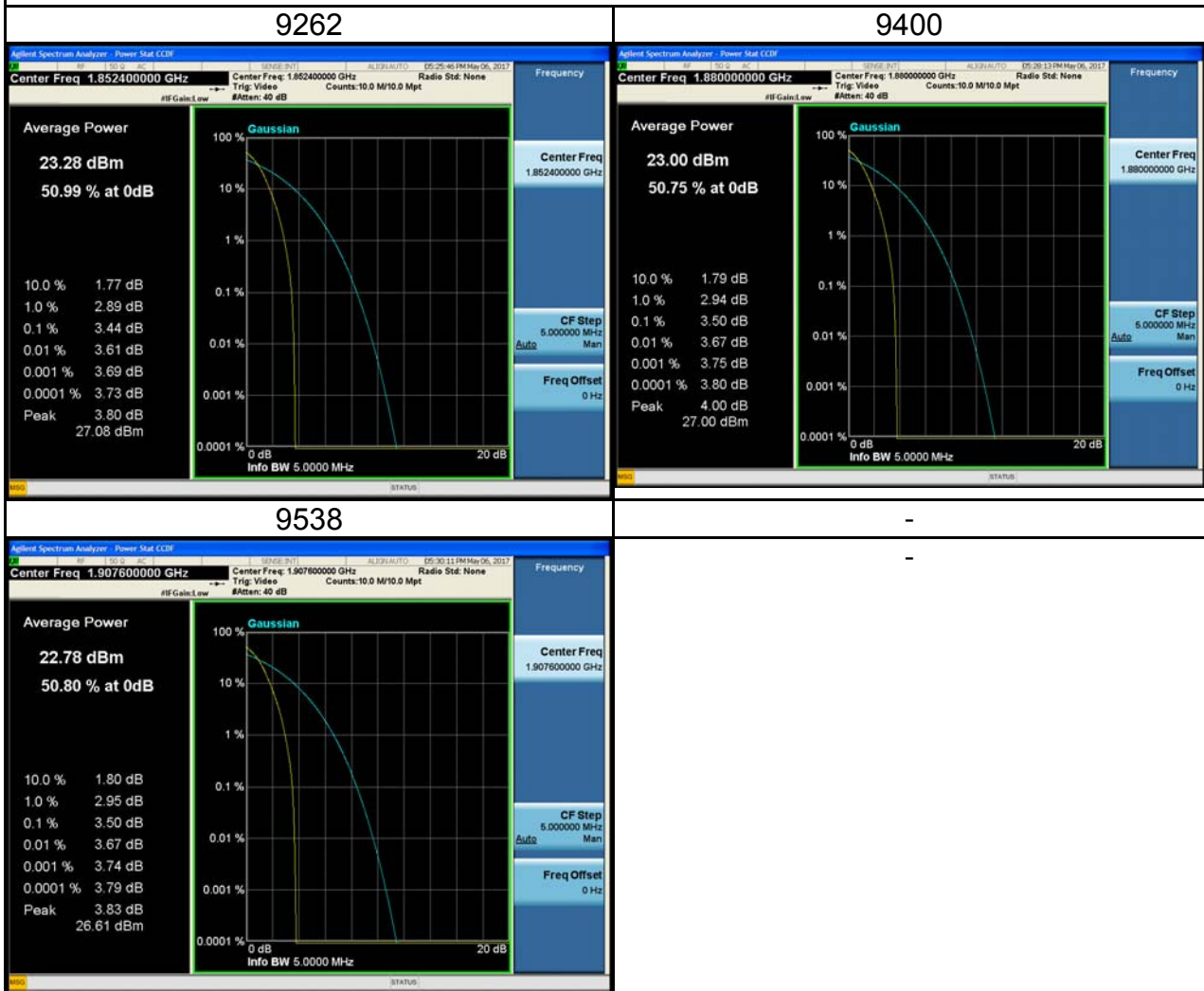
### DCS1900 Spectrum Plot



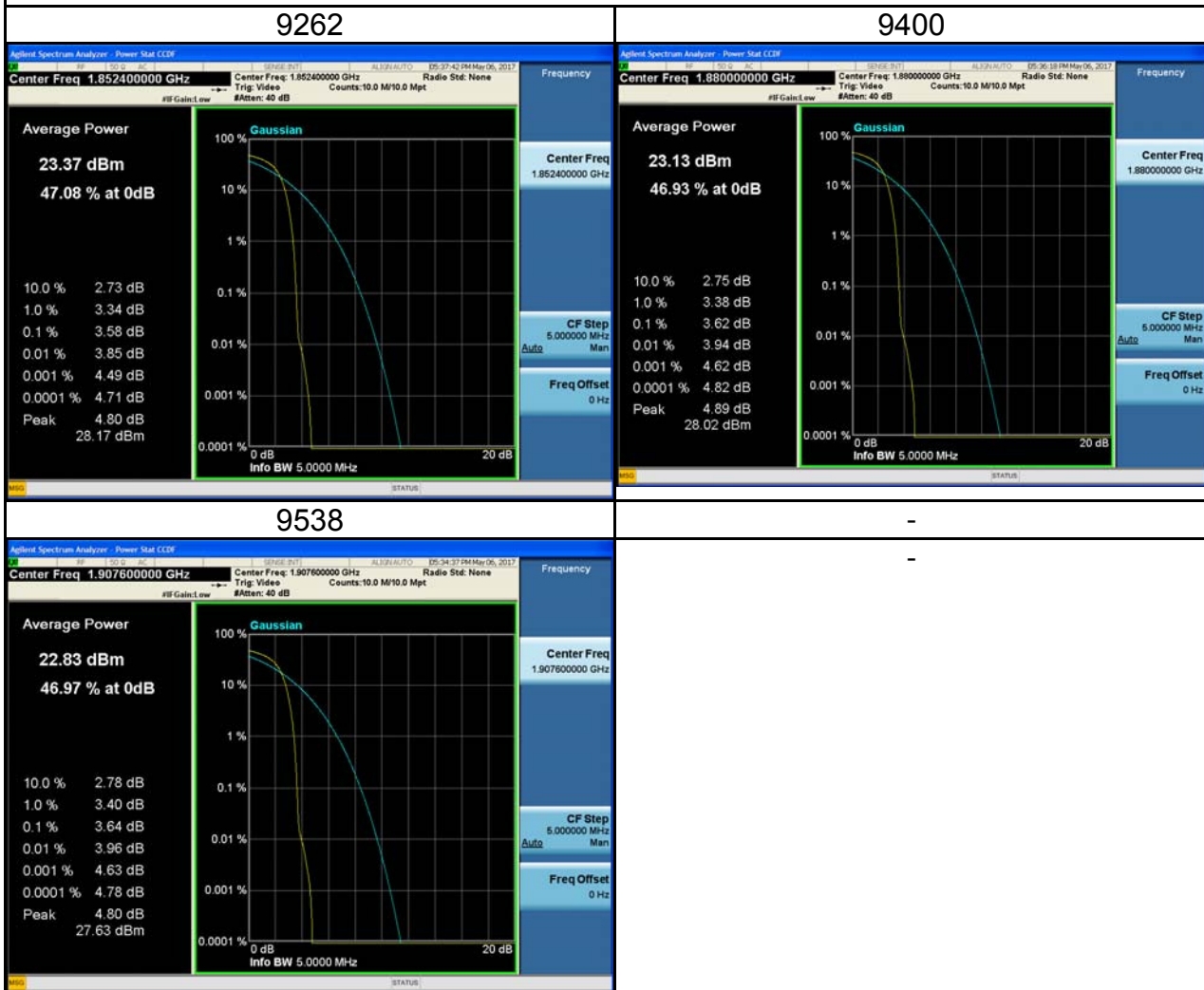
### WCDMA Band II Spectrum Plot



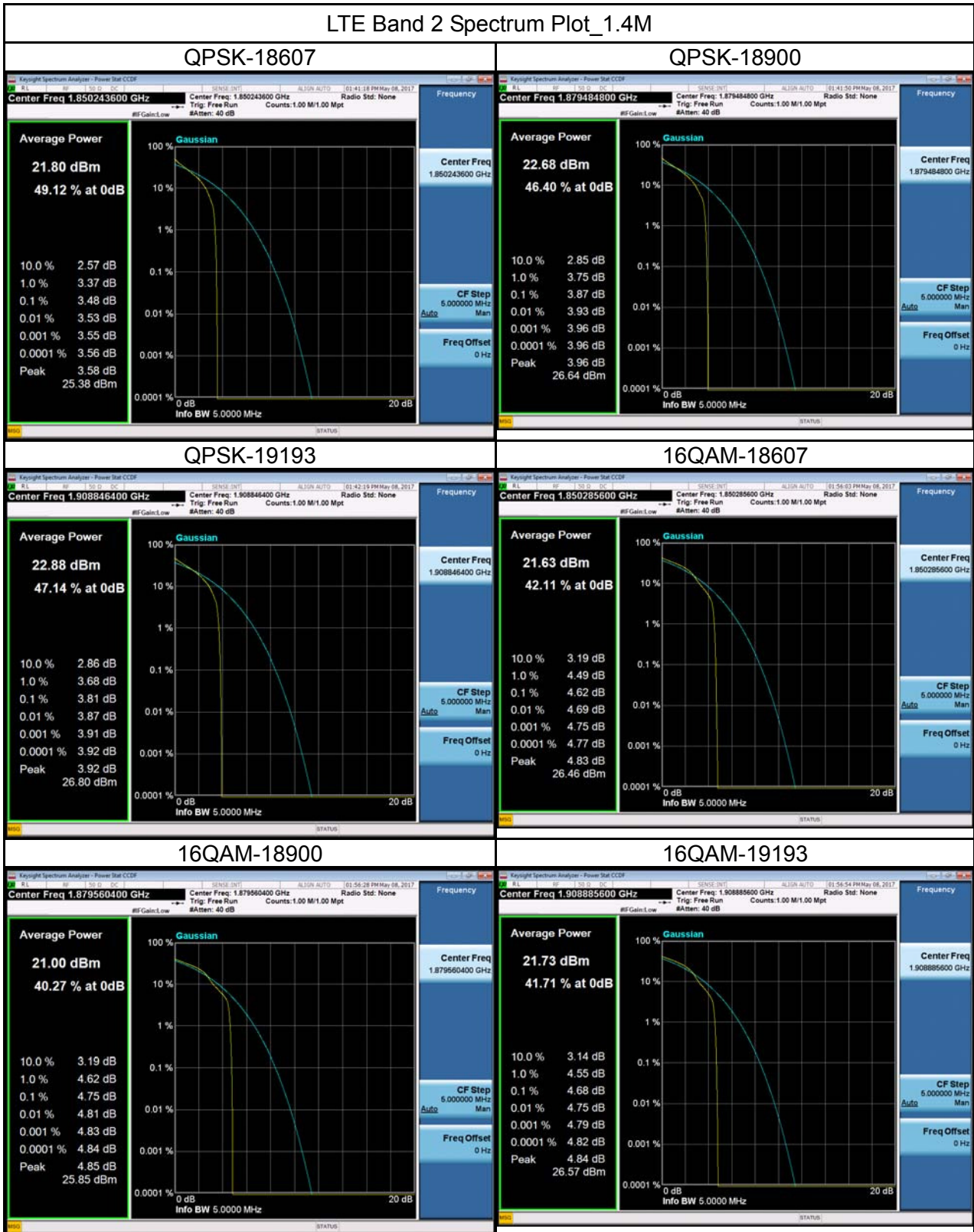
### WCDMA\_HSDPA Band II Spectrum Plot



### WCDMA\_HSUPA Band II Spectrum Plot

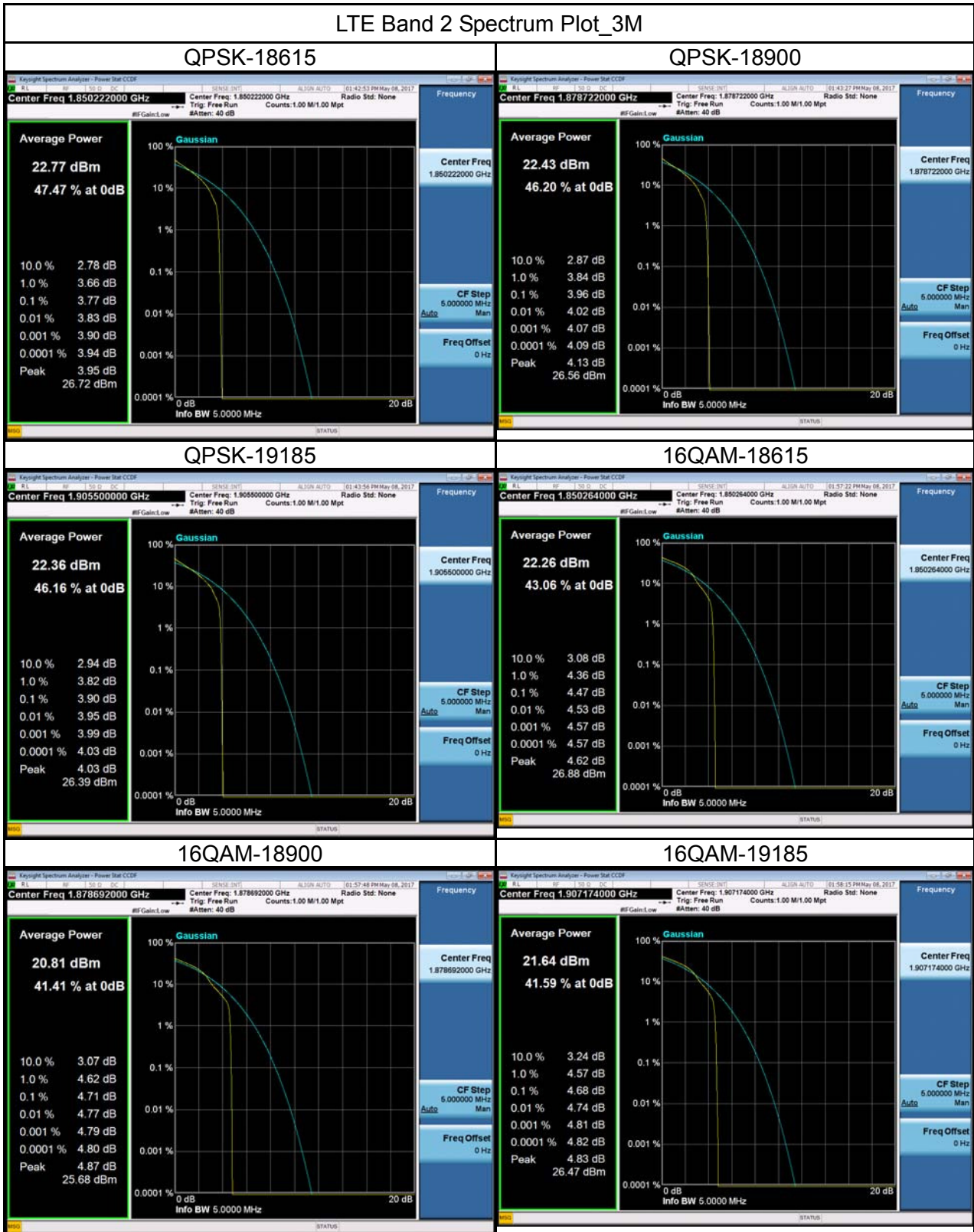


### LTE Band 2 Spectrum Plot\_1.4M

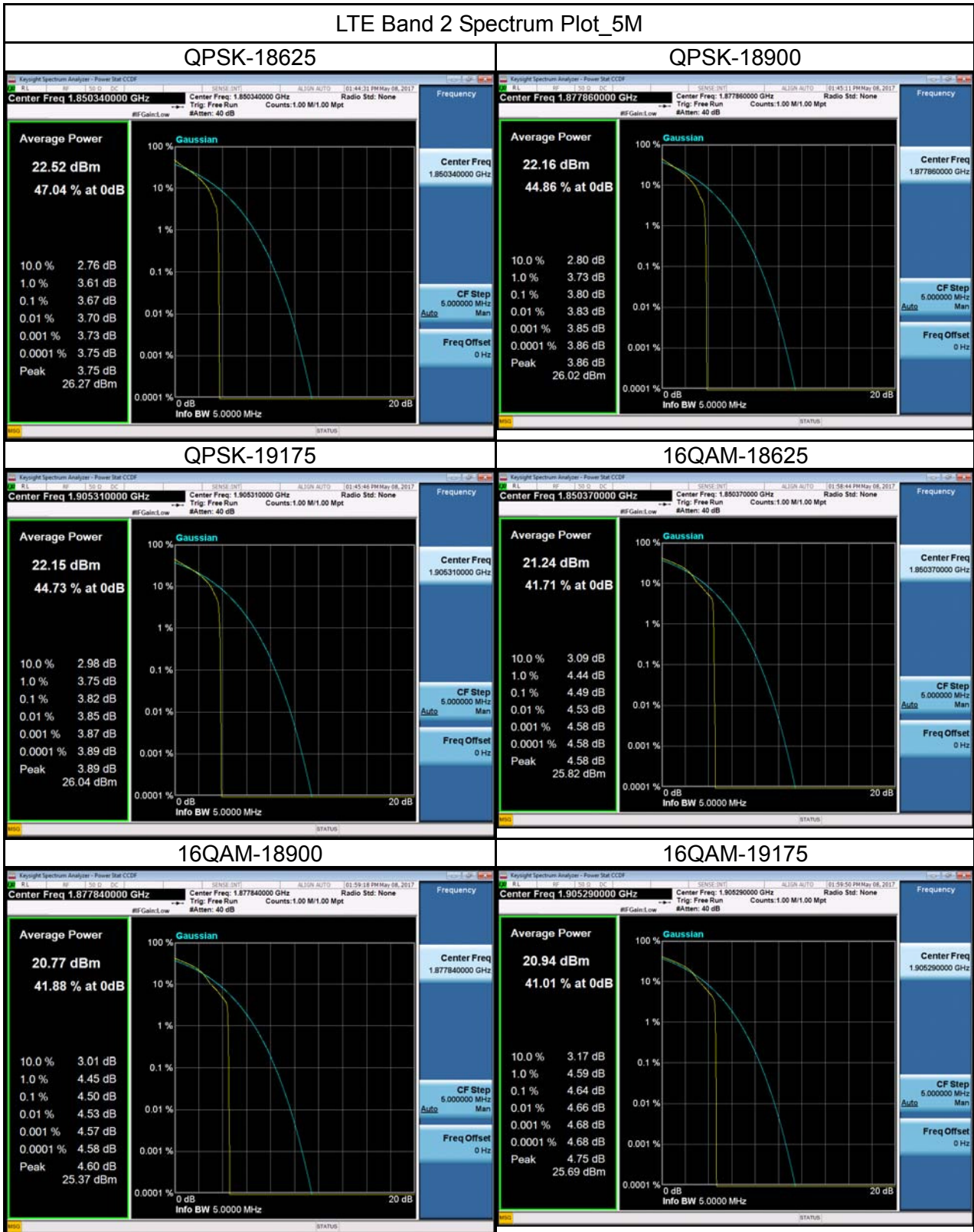




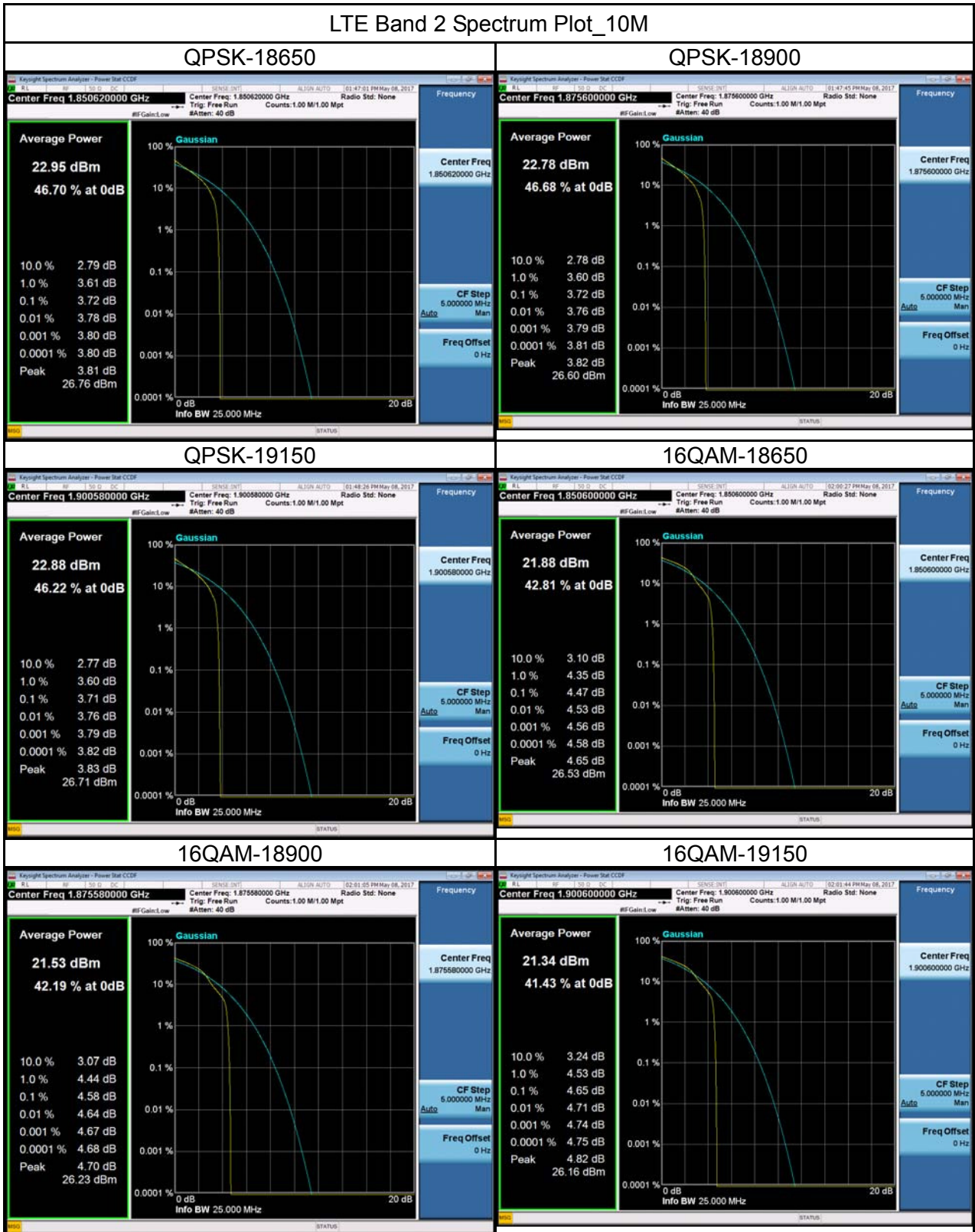
### LTE Band 2 Spectrum Plot\_3M



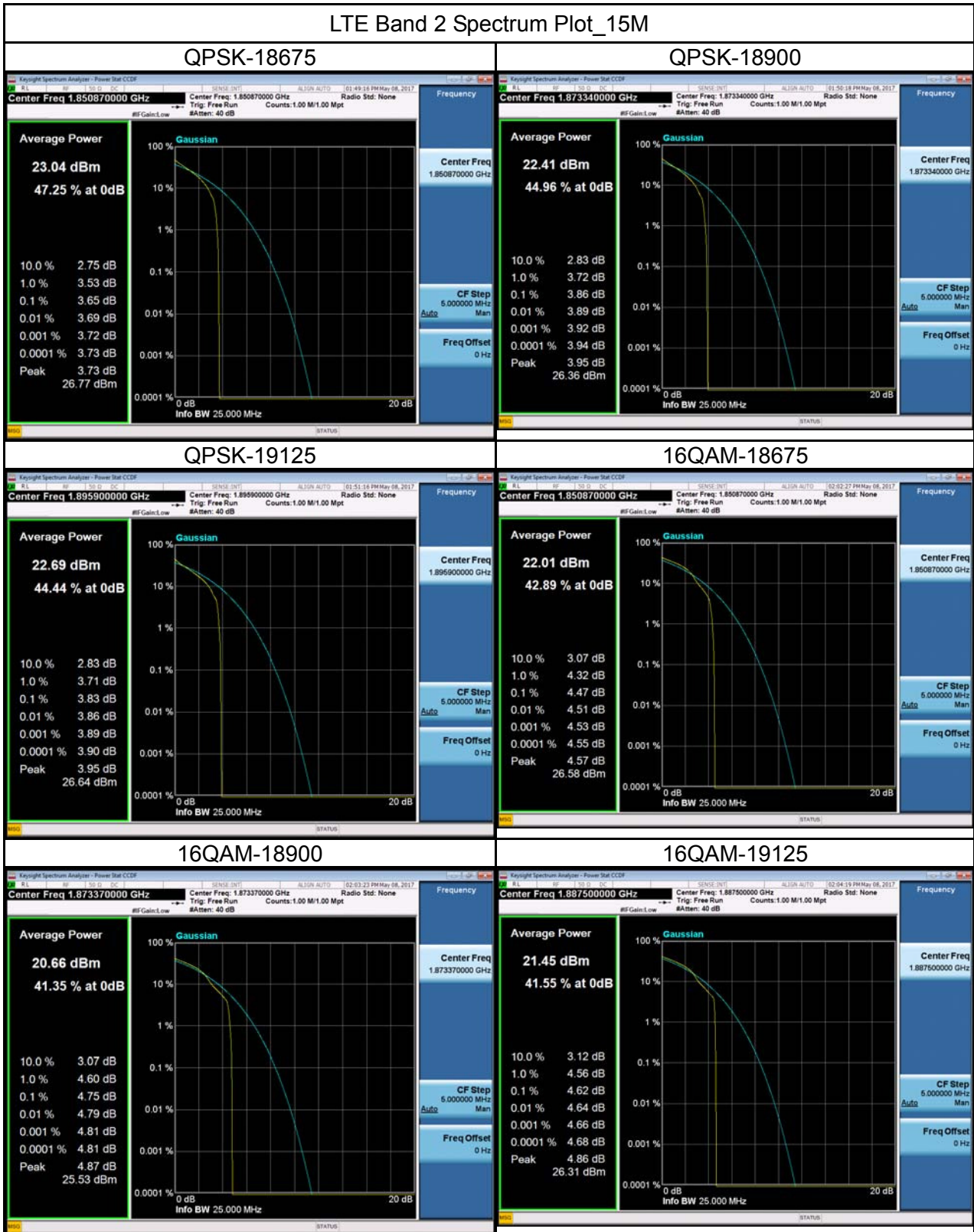
### LTE Band 2 Spectrum Plot\_5M



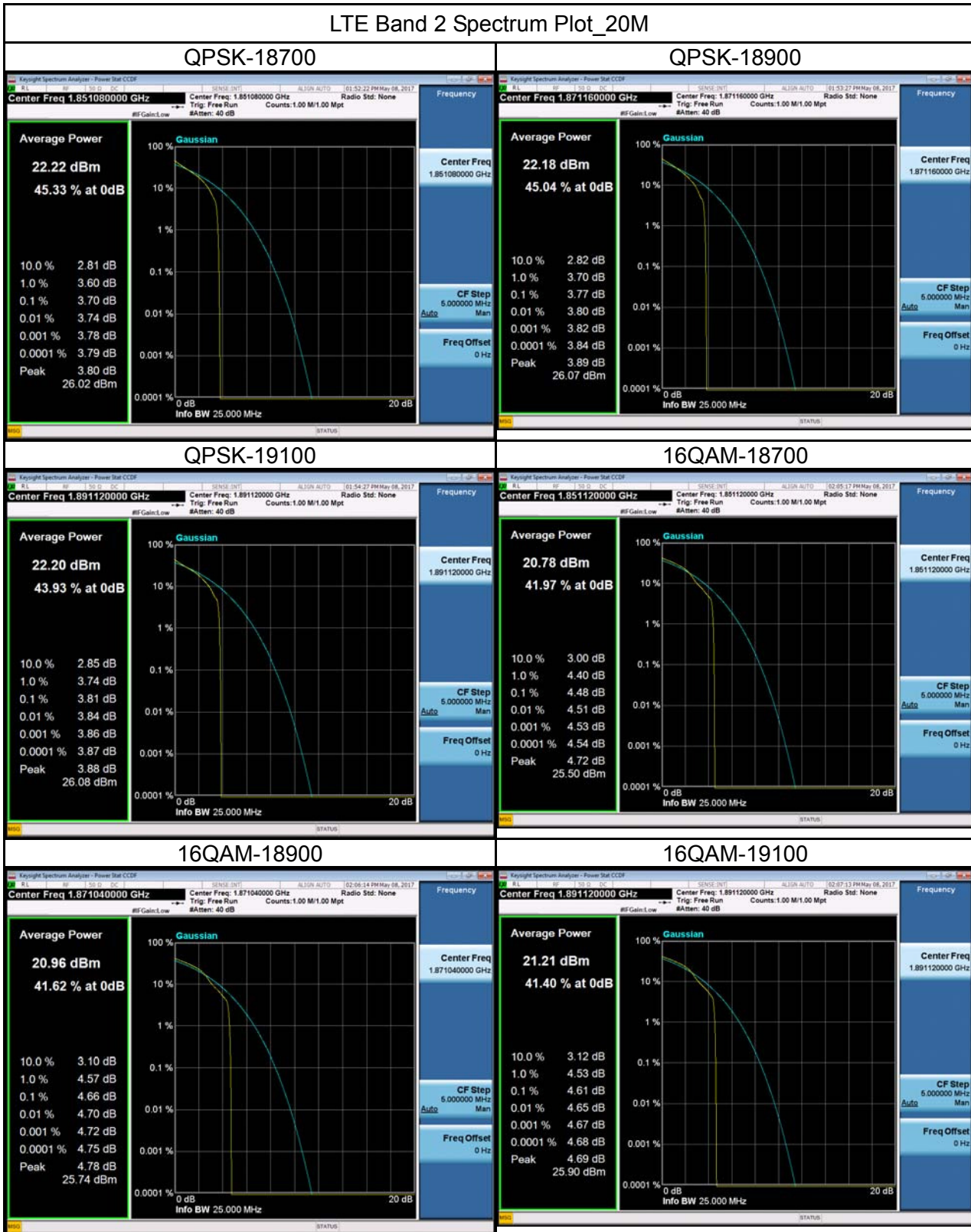
### LTE Band 2 Spectrum Plot\_10M



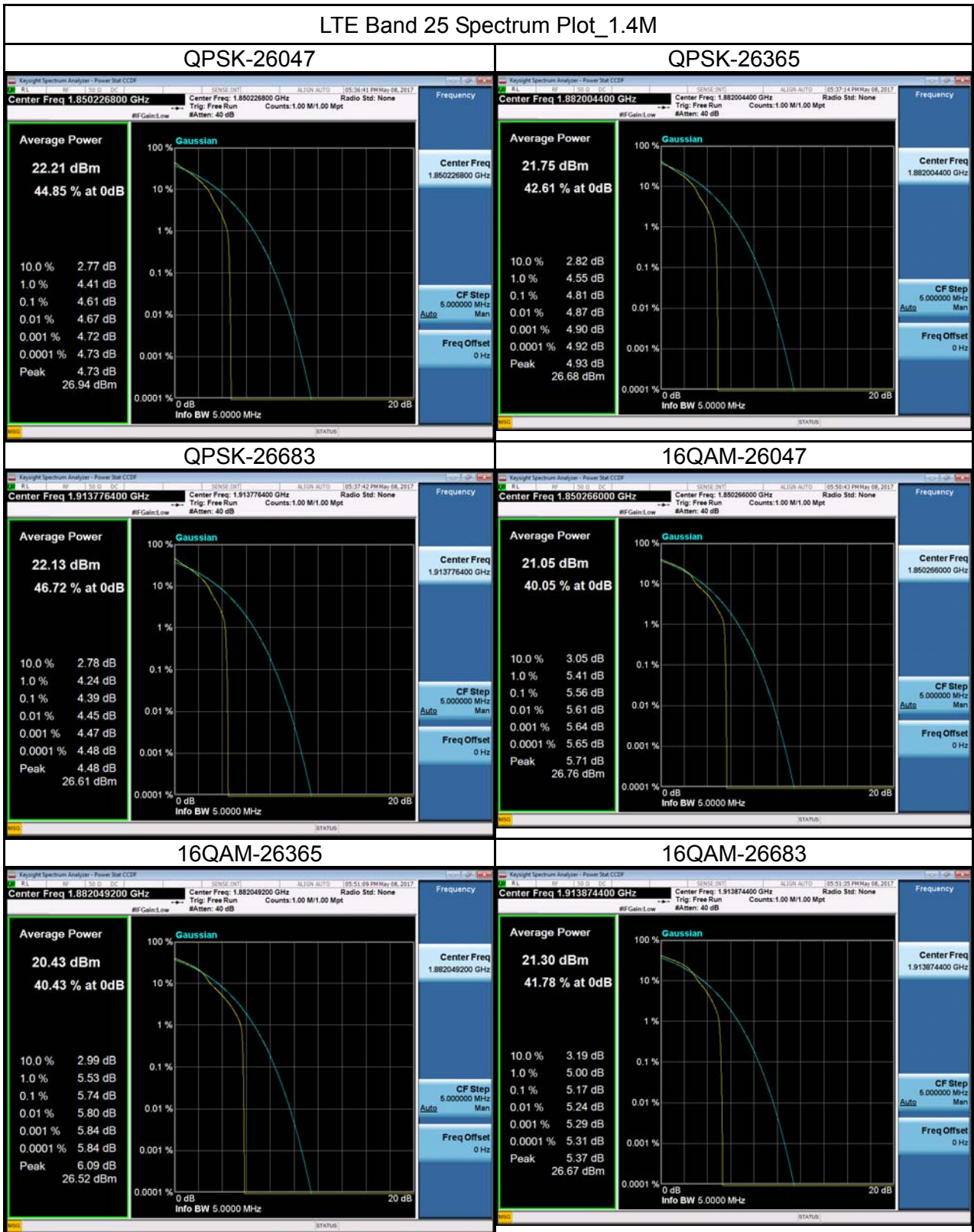
### LTE Band 2 Spectrum Plot\_15M



### LTE Band 2 Spectrum Plot\_20M

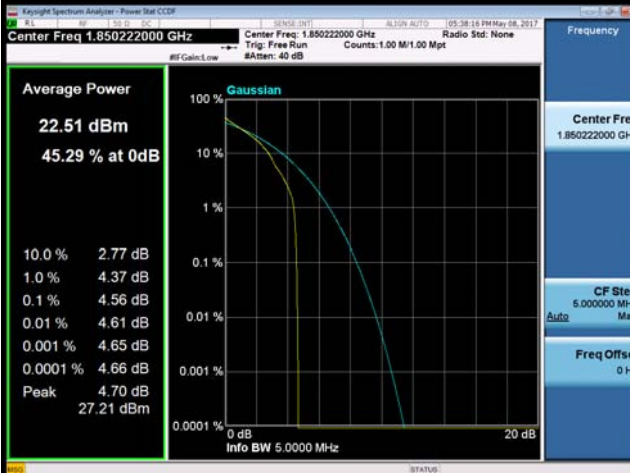


### LTE Band 25 Spectrum Plot\_1.4M



### LTE Band 25 Spectrum Plot\_3M

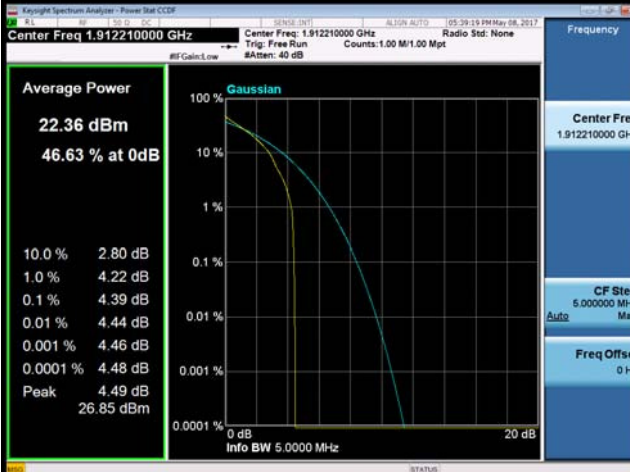
#### QPSK-26055



#### QPSK-26365



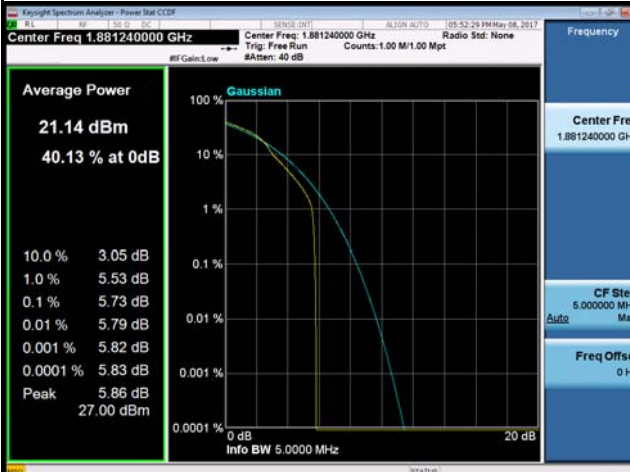
#### QPSK-26675



#### 16QAM-26055



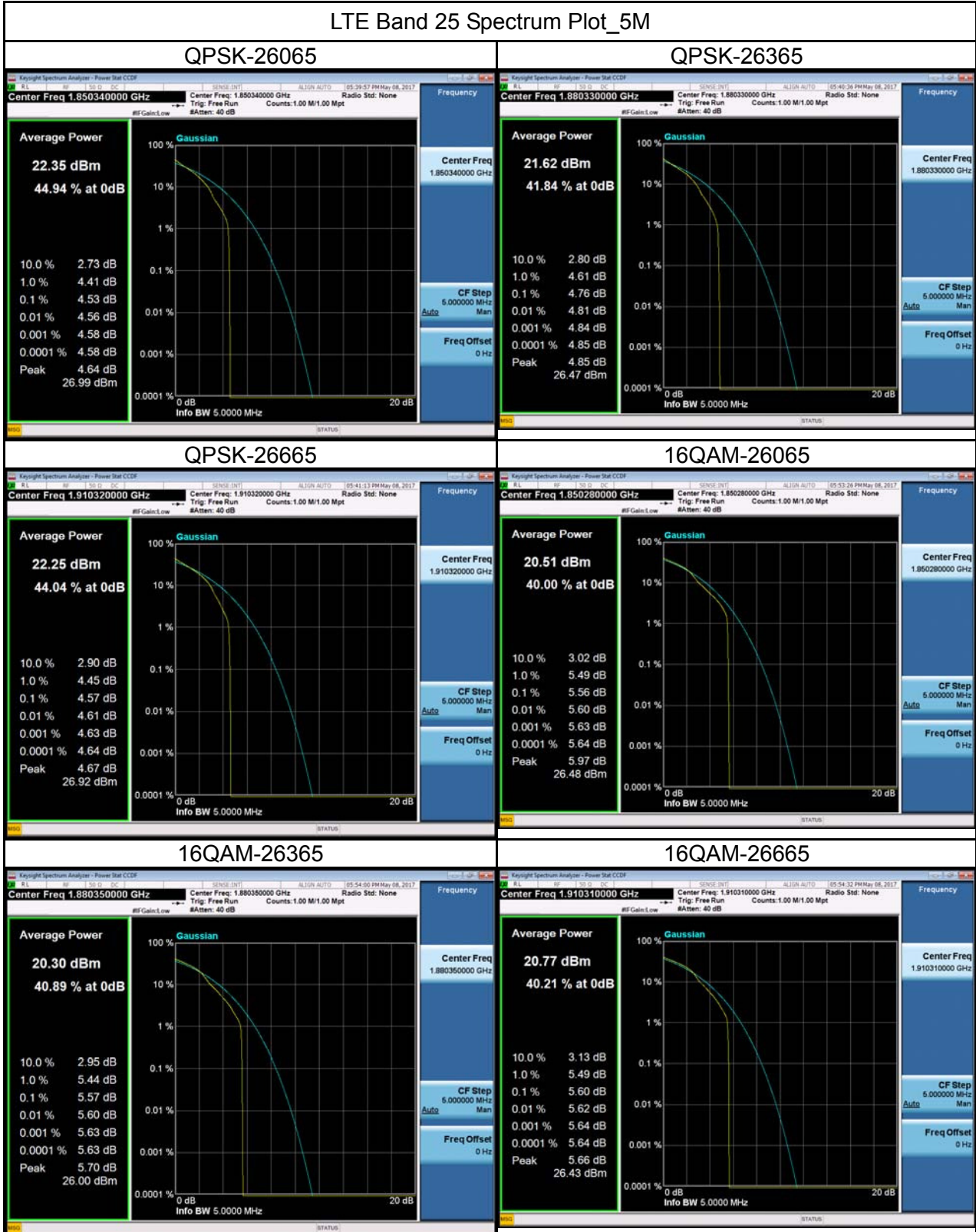
#### 16QAM-26365



#### 16QAM-26675

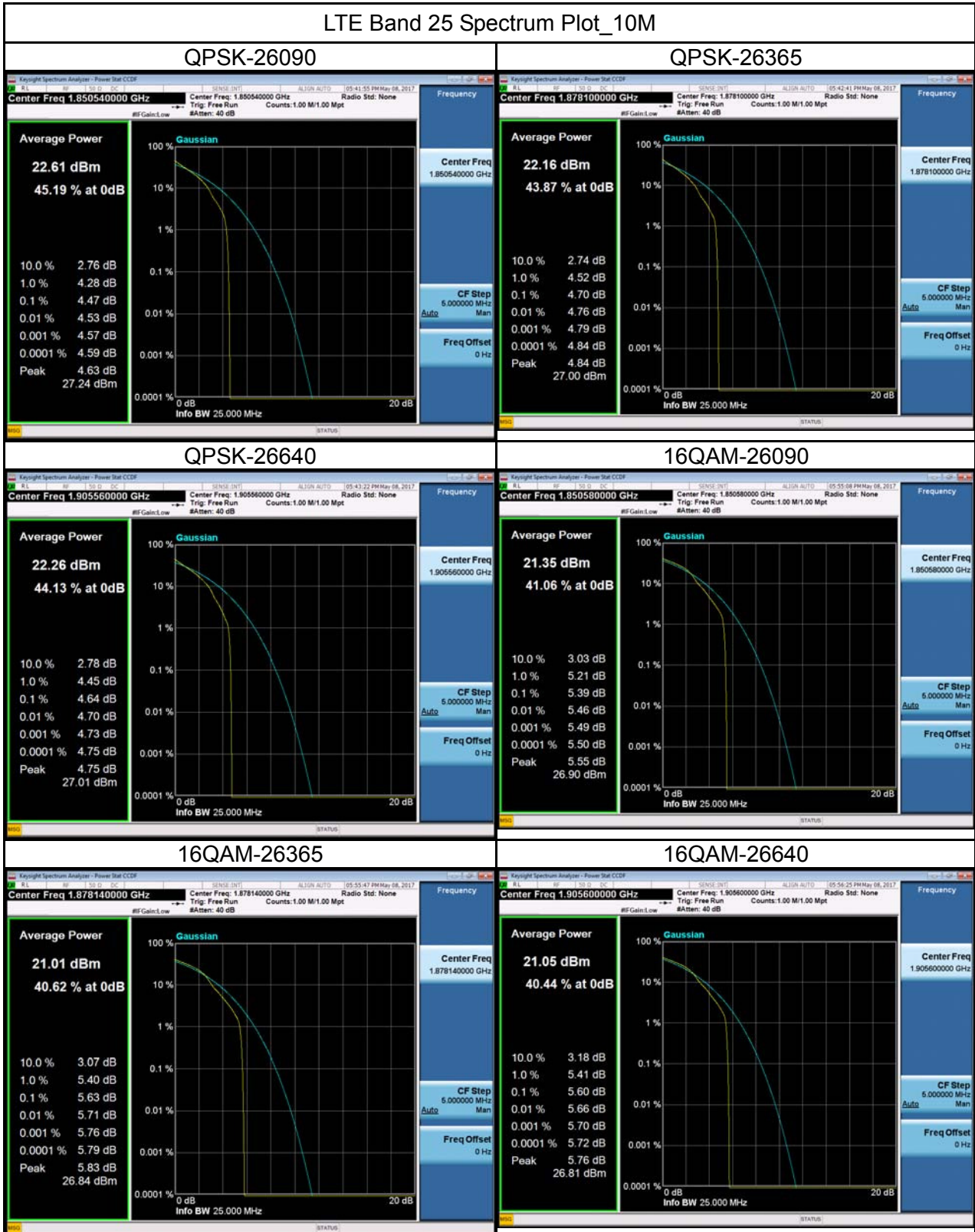


### LTE Band 25 Spectrum Plot\_5M



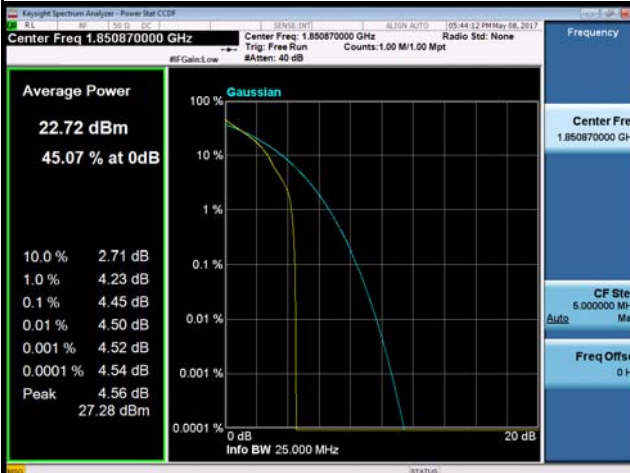


### LTE Band 25 Spectrum Plot\_10M

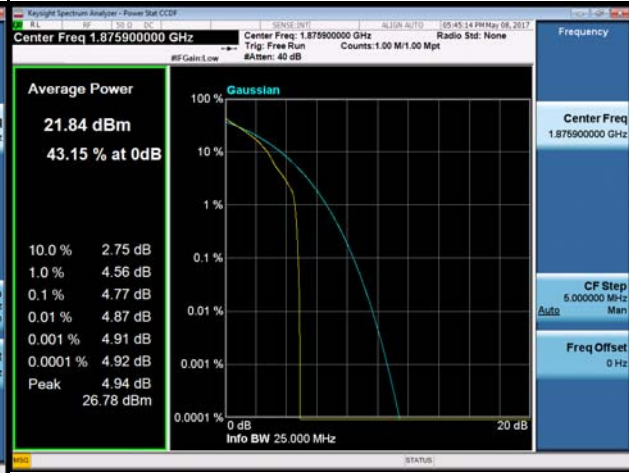


### LTE Band 25 Spectrum Plot\_15M

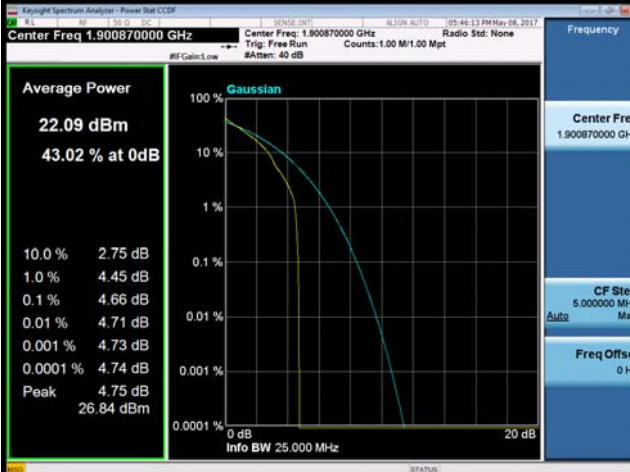
#### QPSK-26115



#### QPSK-26365



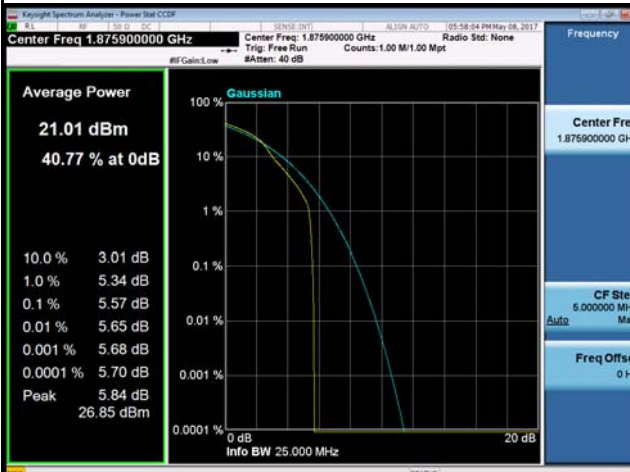
#### QPSK-26615



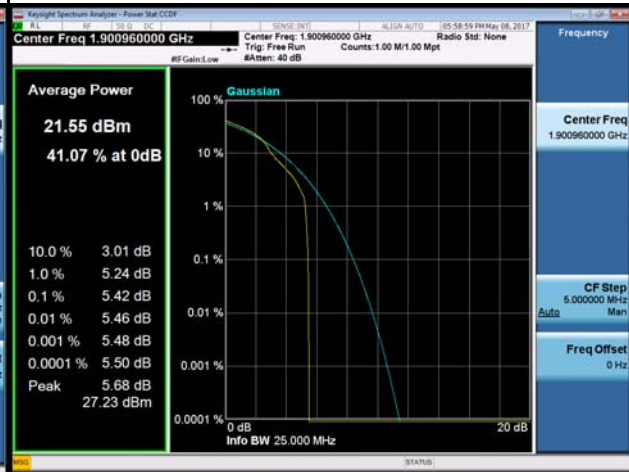
#### 16QAM-26115



#### 16QAM-26365

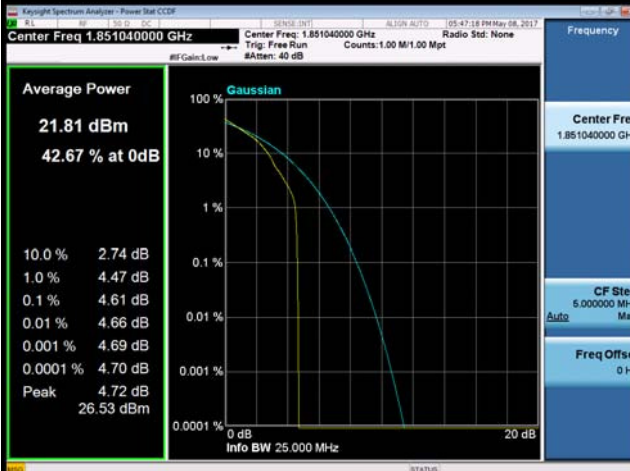


#### 16QAM-26115



### LTE Band 25 Spectrum Plot\_20M

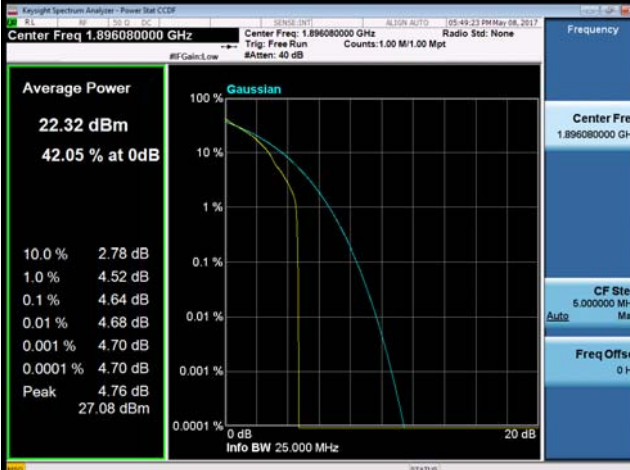
#### QPSK-26140



#### QPSK-26365



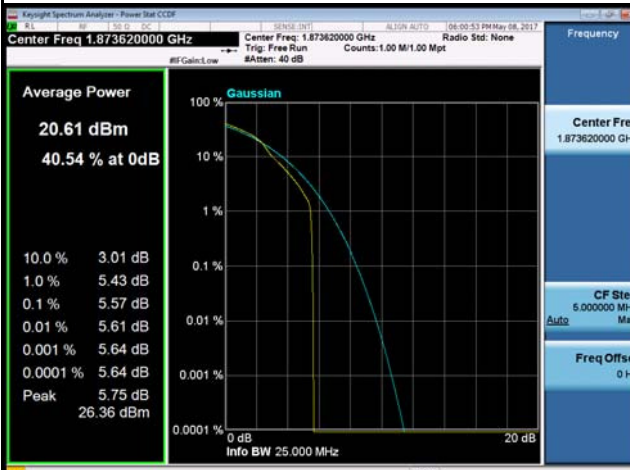
#### QPSK-26590



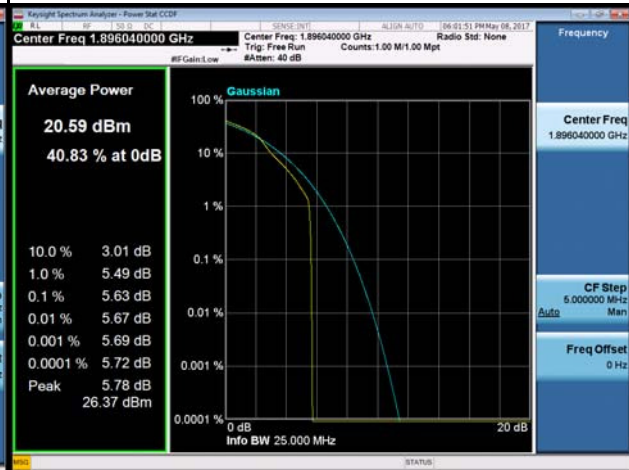
#### 16QAM-26140



#### 16QAM-26365



#### 16QAM-26590



## ATTACHMENT G - FREQUENCY STABILITY

Test Mode:	DCS1900_CH661
------------	---------------

### Temperature vs. Frequency Stability

Temperature(°C)	Frequency Error (Hz)	Frequency Error (ppm)	Limit(ppm)
0	7.36	0.003977948	2.5
5	5.49	0.002967247	2.5
10	8.33	0.004502216	2.5
15	7.16	0.003869852	2.5
20	5.76	0.003113177	2.5
25	6.73	0.003637445	2.5
30	8.12	0.004388715	2.5
35	6.91	0.003734731	2.5
Max. Deviation (ppm)	<b>8.33</b>	<b>0.004502216</b>	2.5

### Voltage vs. Frequency Stability

Voltage(Volts)	Frequency Error (Hz)	Frequency Error (ppm)	Limit(ppm)
Low	7.14	0.003859042	2.5
Middle	6.07	0.003280726	2.5
High	7.26	0.0039239	2.5
Max. Deviation (ppm)	<b>7.26</b>	<b>0.0039239</b>	2.5

Test Mode:	WCDMA Band II_CH9400
------------	----------------------

### Temperature vs. Frequency Stability

Temperature(°C)	Frequency Error (Hz)	Frequency Error (ppm)	Limit(ppm)
0	8.73	0.004643617	2.5
5	9.12	0.004851064	2.5
10	7.65	0.004069149	2.5
15	5.43	0.002888298	2.5
20	6.15	0.003271277	2.5
25	5.06	0.002691489	2.5
30	7.86	0.004180851	2.5
35	6.91	0.003675532	2.5
Max. Deviation (ppm)	<b>9.12</b>	<b>0.004851064</b>	2.5

### Voltage vs. Frequency Stability

Voltage(Volts)	Frequency Error (Hz)	Frequency Error (ppm)	Limit(ppm)
Low	6.62	0.003521277	2.5
Middle	5.47	0.002909574	2.5
High	8.22	0.00437234	2.5
Max. Deviation (ppm)	<b>8.22</b>	<b>0.00437234</b>	2.5

Test Mode:	LTE Band 2_CH18900_1.4M
------------	-------------------------

### Temperature vs. Frequency Stability

Temperature(°C)	Frequency Error (Hz)	Frequency Error (ppm)	Limit(ppm)
0	-5.64	0.003	2.5
5	-7.26	0.003861702	2.5
10	6.33	0.003367021	2.5
15	5.16	0.002744681	2.5
20	-5.34	0.002840426	2.5
25	4.79	0.002547872	2.5
30	-5.18	0.002755319	2.5
35	-6.72	0.003574468	2.5
Max. Deviation (ppm)	<b>7.26</b>	<b>0.003861702</b>	2.5

### Voltage vs. Frequency Stability

Voltage(Volts)	Frequency Error (Hz)	Frequency Error (ppm)	Limit(ppm)
Low	5.32	0.002829787	2.5
Middle	4.18	0.002223404	2.5
High	-6.79	0.003611702	2.5
Max. Deviation (ppm)	<b>6.79</b>	<b>0.003611702</b>	2.5

Test Mode:	LTE Band 2_CH18900_3M
------------	-----------------------

### Temperature vs. Frequency Stability

Temperature(°C)	Frequency Error (Hz)	Frequency Error (ppm)	Limit(ppm)
0	-6.13	0.003260638	2.5
5	-5.28	0.002808511	2.5
10	6.05	0.003218085	2.5
15	5.33	0.002835106	2.5
20	-4.25	0.002260638	2.5
25	7.31	0.003888298	2.5
30	-7.97	0.004239362	2.5
35	6.14	0.003265957	2.5
Max. Deviation (ppm)	<b>7.97</b>	<b>0.004239362</b>	2.5

### Voltage vs. Frequency Stability

Voltage(Volts)	Frequency Error (Hz)	Frequency Error (ppm)	Limit(ppm)
Low	5.99	0.00318617	2.5
Middle	4.67	0.002484043	2.5
High	-6.26	0.003329787	2.5
Max. Deviation (ppm)	<b>6.26</b>	<b>0.003329787</b>	2.5



Test Mode:	LTE Band 2_CH18900_5M
------------	-----------------------

### Temperature vs. Frequency Stability

Temperature(°C)	Frequency Error (Hz)	Frequency Error (ppm)	Limit(ppm)
0	-6.14	0.003265957	2.5
5	5.97	0.003175532	2.5
10	-3.26	0.001734043	2.5
15	-4.01	0.002132979	2.5
20	5.16	0.002744681	2.5
25	4.38	0.002329787	2.5
30	-5.16	0.002744681	2.5
35	4.36	0.002319149	2.5
Max. Deviation (ppm)	<b>6.14</b>	<b>0.003265957</b>	2.5

### Voltage vs. Frequency Stability

Voltage(Volts)	Frequency Error (Hz)	Frequency Error (ppm)	Limit(ppm)
Low	-4.26	0.002265957	2.5
Middle	5.12	0.002723404	2.5
High	4.96	0.002638298	2.5
Max. Deviation (ppm)	<b>5.12</b>	<b>0.002723404</b>	2.5

Test Mode:	LTE Band 2_CH18900_10M
------------	------------------------

### Temperature vs. Frequency Stability

Temperature(°C)	Frequency Error (Hz)	Frequency Error (ppm)	Limit(ppm)
0	-5.21	0.002771277	2.5
5	4.99	0.002654255	2.5
10	6.27	0.003335106	2.5
15	-5.25	0.002792553	2.5
20	-6.12	0.003255319	2.5
25	-6.08	0.003234043	2.5
30	6.14	0.003265957	2.5
35	-5.73	0.003047872	2.5
Max. Deviation (ppm)	<b>6.27</b>	<b>0.003335106</b>	2.5

### Voltage vs. Frequency Stability

Voltage(Volts)	Frequency Error (Hz)	Frequency Error (ppm)	Limit(ppm)
Low	4.38	0.002329787	2.5
Middle	-5.16	0.002744681	2.5
High	7.62	0.004053191	2.5
Max. Deviation (ppm)	7.62	<b>0.004053191</b>	2.5

Test Mode:	LTE Band 2_CH18900_15M
------------	------------------------

### Temperature vs. Frequency Stability

Temperature(°C)	Frequency Error (Hz)	Frequency Error (ppm)	Limit(ppm)
0	6.13	0.003260638	2.5
5	-7.13	0.003792553	2.5
10	-5.92	0.003148936	2.5
15	6.13	0.003260638	2.5
20	4.26	0.002265957	2.5
25	-4.33	0.002303191	2.5
30	5.21	0.002771277	2.5
35	-4.31	0.002292553	2.5
Max. Deviation (ppm)	<b>7.13</b>	<b>0.003792553</b>	2.5

### Voltage vs. Frequency Stability

Voltage(Volts)	Frequency Error (Hz)	Frequency Error (ppm)	Limit(ppm)
Low	4.06	0.002159574	2.5
Middle	4.73	0.002515957	2.5
High	-5.27	0.002803191	2.5
Max. Deviation (ppm)	5.27	<b>0.002803191</b>	2.5

Test Mode:	LTE Band 2_CH18900_20M
------------	------------------------

### Temperature vs. Frequency Stability

Temperature(°C)	Frequency Error (Hz)	Frequency Error (ppm)	Limit(ppm)
0	5.26	0.002797872	2.5
5	-4.22	0.002244681	2.5
10	5.17	0.00275	2.5
15	4.18	0.002223404	2.5
20	-5.32	0.002829787	2.5
25	6.18	0.003287234	2.5
30	-7.11	0.003781915	2.5
35	-5.82	0.003095745	2.5
Max. Deviation (ppm)	<b>7.11</b>	<b>0.003781915</b>	2.5

### Voltage vs. Frequency Stability

Voltage(Volts)	Frequency Error (Hz)	Frequency Error (ppm)	Limit(ppm)
Low	-4.88	0.002595745	2.5
Middle	-3.15	0.001675532	2.5
High	3.72	0.001978723	2.5
Max. Deviation (ppm)	-4.88	<b>0.002595745</b>	2.5

Test Mode:	LTE Band 25_CH26365_1.4M
------------	--------------------------

### Temperature vs. Frequency Stability

Temperature(°C)	Frequency Error (Hz)	Frequency Error (ppm)	Limit(ppm)
0	-6.73	0.003575033	2.5
5	5.16	0.002741036	2.5
10	-4.31	0.002289509	2.5
15	5.16	0.002741036	2.5
20	2.49	0.001322709	2.5
25	-4.33	0.002300133	2.5
30	5.12	0.002719788	2.5
35	-4.78	0.002539177	2.5
Max. Deviation (ppm)	<b>6.73</b>	<b>0.003575033</b>	2.5

### Voltage vs. Frequency Stability

Voltage(Volts)	Frequency Error (Hz)	Frequency Error (ppm)	Limit(ppm)
Low	-5.16	0.002741036	2.5
Middle	4.04	0.002146082	2.5
High	5.16	0.002741036	2.5
Max. Deviation (ppm)	<b>5.16</b>	<b>0.002741036</b>	2.5

Test Mode:	LTE Band 25_CH26365_3M
------------	------------------------

### Temperature vs. Frequency Stability

Temperature(°C)	Frequency Error (Hz)	Frequency Error (ppm)	Limit(ppm)
0	4.29	0.002278884	2.5
5	-5.06	0.002687915	2.5
10	3.78	0.002007968	2.5
15	4.12	0.002188579	2.5
20	-5.02	0.002666667	2.5
25	6.72	0.003569721	2.5
30	-4.24	0.002252324	2.5
35	-5.15	0.002735724	2.5
Max. Deviation (ppm)	6.72	0.003569721	2.5

### Voltage vs. Frequency Stability

Voltage(Volts)	Frequency Error (Hz)	Frequency Error (ppm)	Limit(ppm)
Low	3.72	0.001976096	2.5
Middle	5.18	0.00275166	2.5
High	-3.49	0.001853918	2.5
Max. Deviation (ppm)	5.18	0.00275166	2.5

Test Mode:	LTE Band 25_CH26365_5M
------------	------------------------

### Temperature vs. Frequency Stability

Temperature(°C)	Frequency Error (Hz)	Frequency Error (ppm)	Limit(ppm)
0	5.06	0.002687915	2.5
5	4.37	0.002321381	2.5
10	-6.58	0.003495352	2.5
15	3.25	0.001726428	2.5
20	-2.76	0.001466135	2.5
25	3.67	0.001949535	2.5
30	-6.12	0.003250996	2.5
35	4.16	0.002209827	2.5
Max. Deviation (ppm)	<b>6.58</b>	<b>0.003495352</b>	2.5

### Voltage vs. Frequency Stability

Voltage(Volts)	Frequency Error (Hz)	Frequency Error (ppm)	Limit(ppm)
Low	4.26	0.002262948	2.5
Middle	-3.83	0.002034529	2.5
High	-6.13	0.003256308	2.5
Max. Deviation (ppm)	<b>6.13</b>	<b>0.003256308</b>	2.5

Test Mode:	LTE Band 25_CH26365_10M
------------	-------------------------

### Temperature vs. Frequency Stability

Temperature(°C)	Frequency Error (Hz)	Frequency Error (ppm)	Limit(ppm)
0	-4.38	0.002326693	2.5
5	5.14	0.002730412	2.5
10	-3.77	0.002002656	2.5
15	4.02	0.002135458	2.5
20	5.34	0.002836653	2.5
25	-3.76	0.001997344	2.5
30	3.65	0.001938911	2.5
35	-5.19	0.002756972	2.5
Max. Deviation (ppm)	<b>5.34</b>	<b>0.002836653</b>	2.5

### Voltage vs. Frequency Stability

Voltage(Volts)	Frequency Error (Hz)	Frequency Error (ppm)	Limit(ppm)
Low	-2.26	0.001200531	2.5
Middle	5.43	0.002884462	2.5
High	4.41	0.002342629	2.5
Max. Deviation (ppm)	5.43	<b>0.002884462</b>	2.5



Test Mode:	LTE Band 25_CH26365_15M
------------	-------------------------

### Temperature vs. Frequency Stability

Temperature(°C)	Frequency Error (Hz)	Frequency Error (ppm)	Limit(ppm)
0	6.37	0.003383798	2.5
5	-5.16	0.002741036	2.5
10	4.28	0.002273572	2.5
15	-2.34	0.001243028	2.5
20	6.33	0.00336255	2.5
25	-5.79	0.003075697	2.5
30	4.33	0.002300133	2.5
35	-3.25	0.001726428	2.5
Max. Deviation (ppm)	6.37	0.003383798	2.5

### Voltage vs. Frequency Stability

Voltage(Volts)	Frequency Error (Hz)	Frequency Error (ppm)	Limit(ppm)
Low	3.62	0.001922975	2.5
Middle	6.18	0.003282869	2.5
High	-4.77	0.002533865	2.5
Max. Deviation (ppm)	6.18	0.003282869	2.5

Test Mode:	LTE Band 25_CH26365_20M
------------	-------------------------

### Temperature vs. Frequency Stability

Temperature(°C)	Frequency Error (Hz)	Frequency Error (ppm)	Limit(ppm)
0	3.49	0.001853918	2.5
5	-5.27	0.002799469	2.5
10	4.63	0.002459495	2.5
15	3.87	0.002055777	2.5
20	-4.61	0.002448871	2.5
25	5.19	0.002756972	2.5
30	6.13	0.003256308	2.5
35	-4.49	0.002385126	2.5
Max. Deviation (ppm)	5.27	0.003256308	2.5

### Voltage vs. Frequency Stability

Voltage(Volts)	Frequency Error (Hz)	Frequency Error (ppm)	Limit(ppm)
Low	-5.79	0.003075697	2.5
Middle	-4.35	0.002310757	2.5
High	5.22	0.002772908	2.5
Max. Deviation (ppm)	5.79	0.003075697	2.5