



RF TEST REPORT

Applicant Huawei Technologies Co., Ltd.
FCC ID QISAGRK-L09
Product Tablet
Model AGRK-L09
Report No. R2201A0045-R3
Issue Date January 13, 2022

TA Technology (Shanghai) Co., Ltd. tested the above equipment in accordance with the requirements in **FCC CFR47 Part 2 (2020)/ FCC CFR47 Part 27C (2020)**. The test results show that the equipment tested is capable of demonstrating compliance with the requirements as documented in this report.

Prepared by: Peng Tao

Approved by: Kai Xu

TA Technology (Shanghai) Co., Ltd.

No.145, Jintang Rd, Tangzhen Industry Park, Pudong Shanghai, China

TEL: +86-021-50791141/2/3

FAX: +86-021-50791141/2/3-8000



TABLE OF CONTENT

1	Test Laboratory	4
1.1	Notes of the Test Report	4
1.2.	Test facility	4
1.3	Testing Location	4
2	General Description of Equipment under Test	5
2.1	Applicant and Manufacturer Information	5
2.2	General information	5
3	Applied Standards	7
4	Test Configuration	8
5	Test Case Results	10
5.1	RF Power Output and Effective Isotropic Radiated Power	10
5.2	Occupied Bandwidth	26
5.3	Band Edge Compliance	68
5.4	Peak-to-Average Power Ratio (PAPR)	115
5.5	Frequency Stability	122
5.6	Spurious Emissions at Antenna Terminals	133
5.7	Radiates Spurious Emission	147
6	Main Test Instruments	157
ANNEX A: The EUT Appearance		158
ANNEX B: Test Setup Photos		159



Summary of Measurement Results

Number	Test Case	Clause in FCC rules	Verdict
1	RF Power Output and Effective Isotropic Radiated Power	2.1046 27.50(d)(4) 27.50(c)(10) 27.50(h)(2)	PASS
2	Occupied Bandwidth	2.1049	PASS
3	Band Edge Compliance	27.53(h) 27.53(g) 27.53(m)	PASS
4	Peak-to-Average Power Ratio	27.50(d)/KDB971168 D01(5.7)	PASS
5	Frequency Stability	2.1055 / 27.54	PASS
6	Spurious Emissions at Antenna Terminals	2.1051 27.53(h) 27.53(g) 27.53(m)	PASS
7	Radiates Spurious Emission	2.1053 27.53(h) 27.53(g) 27.53(m)	PASS

Date of Testing: November 25, 2021 ~ December 8, 2021

Date of Sample Received: November 22, 2021

Note: PASS: The EUT complies with the essential requirements in the standard.

FAIL: The EUT does not comply with the essential requirements in the standard.

All indications of Pass/Fail in this report are opinions expressed by TA Technology (Shanghai) Co., Ltd. based on interpretations and/or observations of test results. Measurement Uncertainties were not taken into account and are published for informational purposes only.



1 Test Laboratory

1.1 Notes of the Test Report

This report shall not be reproduced in full or partial, without the written approval of **TA technology (shanghai) co., Ltd.** The results documented in this report apply only to the tested sample, under the conditions and modes of operation as described herein .Measurement Uncertainties were not taken into account and are published for informational purposes only. This report is written to support regulatory compliance of the applicable standards stated above.

1.2. Test facility

FCC (Designation number: CN1179, Test Firm Registration Number: 446626)

TA Technology (Shanghai) Co., Ltd. has been listed on the US Federal Communications Commission list of test facilities recognized to perform measurements.

A2LA (Certificate Number: 3857.01)

TA Technology (Shanghai) Co., Ltd. has been listed by American Association for Laboratory Accreditation to perform measurement.

1.3 Testing Location

Company: TA Technology (Shanghai) Co., Ltd.
Address: No.145, Jintang Rd, Tangzhen Industry Park, Pudong Shanghai, China
City: Shanghai
Post code: 201201
Country: P. R. China
Contact: Xu Kai
Telephone: +86-021-50791141/2/3
Fax: +86-021-50791141/2/3-8000
Website: <http://www.ta-shanghai.com>
E-mail: xukai@ta-shanghai.com

2 General Description of Equipment under Test

2.1 Applicant and Manufacturer Information

Applicant	Huawei Technologies Co., Ltd.
Applicant address	Administration Building, Headquarters of Huawei Technologies Co., Ltd., Bantian, Longgang District, Shenzhen, 518129, P.R.C
Manufacturer	Huawei Technologies Co., Ltd.
Manufacturer address	Administration Building, Headquarters of Huawei Technologies Co., Ltd., Bantian, Longgang District, Shenzhen, 518129, P.R.C

2.2 General information

EUT Description		
Model	AGRK-L09	
SN	9JVYD21A13200045	
Hardware Version	SH1AGS3LM	
Software Version	10.1.0.115(SP5C605E2R1P1)	
Power Supply	Battery / AC adapter	
Antenna Type	Internal Antenna	
Antenna Gain	WCDMA Band IV:	0.6dBi
	LTE Band 4:	0.6dBi
	LTE Band 7:	-0.2dBi
	LTE Band 12:	-2.4dBi
	LTE Band 17:	-2.4dBi
	LTE Band 66:	0.7dBi
Test Mode(s)	WCDMA Band IV; LTE Band 4/7/12/17/66;	
Test Modulation	(WCDMA) BPSK, QPSK, 16QAM; (LTE) QPSK, 16QAM, 64QAM;	
HSDPA UE Release	R9	
HSUPA UE Release	R9	
LTE Category	5	
Maximum E.I.R.P./ E.R.P.	WCDMA Band IV:	24.10dBm
	LTE Band 4:	24.05dBm
	LTE Band 7:	23.32dBm
	LTE Band 12:	19.33dBm
	LTE Band 17:	19.27dBm
	LTE Band 66:	24.55dBm
Rated Power Supply Voltage	3.82V	
Operating Voltage	Minimum: 3.6V Maximum: 4.4V	



Operating Temperature		Lowest: 0°C Highest: +35°C	
Testing Temperature		Lowest: -20°C Highest: +55°C	
Operating Frequency Range(s)	Mode	Tx (MHz)	Rx (MHz)
	WCDMA Band IV	1710 ~ 1755	2110 ~ 2155
	LTE Band 4	1710 ~ 1755	2110 ~ 2155
	LTE Band 7	2500 ~ 2570	2620 ~ 2690
	LTE Band 12	699 ~ 716	729 ~ 746
	LTE Band 17	704 ~ 716	734 ~ 746
	LTE Band 66	1710 ~ 1780	2110 ~ 2180
EUT Accessory			
Accessory	Model	Manufacture	No.
Adapter	HW-050100U01	HuaweiTechnologies Co., Ltd. (Manufacturer: Huizhou BYD Electronic Co., Ltd.)	1
		HuaweiTechnologies Co., Ltd. (Manufacturer: Shenzhen HUNTKEY Electric Co., Ltd.)	2
Battery	HB2899C0ECW-C	SCUD (Fujian) Electronics Co.,Ltd	1
USB Cable	WA0072	NINGBO BROAD TELECOMMUNICATION CO.,LTD	1
	L99UC154-CS-H	Luxshare Precision Industry Co.,LTD	2
	CUDU01B-HC450-EH	FOXCONN INTERCONNECT TECHNOLOGY LIMITED	3
<p>Note: 1. The EUT is sent from the applicant to TA and the information of the EUT is declared by the applicant.</p> <p>2. There are more than one Adapter and USB Cable, each one should be applied throughout the compliance test respectively, however, only the worst case (Adapter 2 and USB Cable 3) will be recorded in this report.</p>			



3 Applied Standards

According to the specifications of the manufacturer, it must comply with the requirements of the following standards:

Test standards:

FCC CFR47 Part 27C (2020)

FCC CFR47 Part 2 (2020)

Reference standard:

ANSI C63.26 (2015)

KDB 971168 D01 Power Meas License Digital Systems v03r01

4 Test Configuration

Radiated measurements are performed by rotating the EUT in three different orthogonal test planes. EUT stand-up position (Z axis), lie-down position (X, Y axis). Receiver antenna polarization (horizontal and vertical), the worst emission was found in position GSM/WCDMA for (Z axis, vertical polarization) ; LTE for (X, Y axis, horizontal polarization) and the worst case was recorded.

All mode and data rates and positions and RB size and modulations were investigated.

Subsequently, only the worst case emissions are reported.

The following testing in WCDMA/LTE is set based on the maximum RF Output Power.

The following testing in different Bandwidth is set to detail in the following table:

Test modes are chosen to be reported as the worst case configuration below:

Test items	Modes/Modulation
	WCDMA Band IV
RF Power Output and Effective Isotropic Radiated Power	RMC/ AMR HSDPA/HSUPA DC-HSDPA/HSPA+
Occupied Bandwidth	RMC
Band Edge Compliance	RMC
Peak-to-Average Power Ratio	RMC
Frequency Stability	RMC
Spurious Emissions at Antenna Terminals	RMC
Radiates Spurious Emission	RMC



Test modes are chosen to be reported as the worst case configuration below for LTE Band

4/7/12/17/66:

Test items	Modes	Bandwidth (MHz)						Modulation			RB			Test Channel		
		1.4	3	5	10	15	20	QPSK	16QAM	64QAM	1	50%	100%	L	M	H
RF Power Output and Effective Isotropic Radiated Power	LTE 4	O	O	O	O	O	O	O	O	O	O	O	O	O	O	O
	LTE 7	-	-	O	O	O	O	O	O	O	O	O	O	O	O	O
	LTE 12	O	O	O	O	-	-	O	O	O	O	O	O	O	O	O
	LTE 17	-	-	O	O	-	-	O	O	O	O	O	O	O	O	O
	LTE 66	O	O	O	O	O	O	O	O	O	O	O	O	O	O	O
Occupied Bandwidth	LTE 4	O	O	O	O	O	O	O	O	O	-	-	O	O	O	O
	LTE 7	-	-	O	O	O	O	O	O	O	-	-	O	O	O	O
	LTE 12	O	O	O	O	-	-	O	O	O	-	-	O	O	O	O
	LTE 17	-	-	O	O	-	-	O	O	O	-	-	O	O	O	O
	LTE 66	O	O	O	O	O	O	O	O	O	-	-	O	O	O	O
Band Edge Compliance	LTE 4	O	O	O	O	O	O	O	O	O	O	-	O	O	-	O
	LTE 7	-	-	O	O	O	O	O	O	O	O	-	O	O	-	O
	LTE 12	O	O	O	O	-	-	O	O	O	O	-	O	O	-	O
	LTE 17	-	-	O	O	-	-	O	O	O	O	-	O	O	-	O
	LTE 66	O	O	O	O	O	O	O	O	O	O	-	O	O	-	O
Peak-to-Average Power Ratio	LTE 4	O	O	O	O	O	O	O	O	O	-	-	O	O	O	O
	LTE 7	-	-	O	O	O	O	O	O	O	-	-	O	O	O	O
	LTE 12	O	O	O	O	-	-	O	O	O	-	-	O	O	O	O
	LTE 17	-	-	O	O	-	-	O	O	O	-	-	O	O	O	O
	LTE 66	O	O	O	O	O	O	O	O	O	-	-	O	O	O	O
Frequency Stability	LTE 4	O	O	O	O	O	O	O	O	O	O	-	-	-	O	-
	LTE 7	-	-	O	O	O	O	O	O	O	O	-	-	-	O	-
	LTE 12	O	O	O	O	-	-	O	O	O	O	-	-	-	O	-
	LTE 17	-	-	O	O	-	-	O	O	O	O	-	-	-	O	-
	LTE 66	O	O	O	O	O	O	O	O	O	O	-	-	-	O	-
Spurious Emissions at Antenna Terminals	LTE 4	O	O	O	O	O	O	-	-	O	-	-	O	O	O	O
	LTE 7	-	-	O	O	O	O	-	-	O	-	-	O	O	O	O
	LTE 12	O	O	O	O	-	-	-	-	O	-	-	O	O	O	O
	LTE 17	-	-	O	O	-	-	-	-	O	-	-	O	O	O	O
	LTE 66	O	O	O	O	O	O	-	-	O	-	-	O	O	O	O
Radiates Spurious Emission	LTE 4	O	-	O	-	-	O	O	-	-	O	-	-	-	O	-
	LTE 7	-	-	O	-	-	O	O	-	-	O	-	-	-	O	-
	LTE 12	O	-	O	O	-	-	O	-	-	O	-	-	-	O	-
	LTE 17	-	-	O	O	-	-	O	-	-	O	-	-	-	O	-
	LTE 66	O	-	O	-	-	O	O	-	-	O	-	-	-	O	-

Note

1. The mark "O" means that this configuration is chosen for testing.
2. The mark "-" means that this configuration is not testing.

5 Test Case Results

5.1 RF Power Output and Effective Isotropic Radiated Power

Ambient condition

Temperature	Relative humidity	Pressure
23°C ~25°C	45%~50%	101.5kPa

Methods of Measurement

During the process of the testing, The EUT was connected to the Base Station Simulator with a known loss. The EUT is controlled by the Base Station Simulator test set to ensure max power transmission with proper modulation.

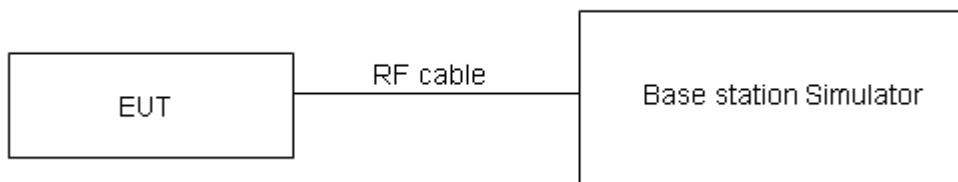
ERP can then be calculated as follows:

$$\text{EIRP (dBm)} = \text{Output Power (dBm)} - \text{Losses (dB)} + \text{Antenna Gain (dBi)}$$

where:dBd refers to gain relative to an ideal dipole.

$$\text{EIRP (dBm)} = \text{ERP (dBm)} + 2.15 \text{ (dB.)}$$

Test Setup



Limits

No specific RF power output requirements in part 2.1046.

Rule Part 27.50(c) (10) specifies that “Portable stations (hand-held devices) in the 600 MHz uplink band and the 698-746 MHz band, and fixed and mobile stations in the 600 MHz uplink band are limited to 3 watts ERP”

Rule Part 27.50(d) (4) specifies that “Fixed, mobile and portable (hand-held) stations operating in the 1710–1755 MHz band are limited to 1 watt EIRP”

Rule Part 27.50(h) (2) specifies that “Mobile and other user stations. Mobile stations are limited to 2.0 watts EIRP. All user stations are limited to 2.0 watts transmitter output power.”



Part 27.50(c)(10)Limit	$\leq 3 \text{ W}$ (34.77 dBm)
Part 27.50(d)(4)Limit	$\leq 1 \text{ W}$ (30 dBm)
Part 27.50(h)(2) Limit	$\leq 2 \text{ W}$ (33 dBm)

Measurement Uncertainty

The assessed measurement uncertainty to ensure 95% confidence level for the normal distribution is with the coverage factor $k = 2$, $U=0.4 \text{ dB}$ for RF power output, $k = 2$, $U= 1.19 \text{ dB}$ for ERP/EIRP.



Test Results

WCDMA Band IV		Maximum Output Power (dBm)			EIRP (dBm)		
		Channel 1312	Channel 1413	Channel 1513	Channel 1312	Channel 1413	Channel 1513
		1712.4 (MHz)	1732.6 (MHz)	1752.6 (MHz)	1712.4 (MHz)	1732.6 (MHz)	1752.6 (MHz)
RMC		23.50	23.37	23.34	24.10	23.97	23.94
AMR		23.64	23.37	23.18	24.24	23.97	23.78
HSDPA	Sub - Test 1	22.98	22.95	22.70	23.58	23.55	23.30
	Sub - Test 2	22.06	21.77	21.78	22.66	22.37	22.38
	Sub - Test 3	21.50	21.57	21.56	22.10	22.17	22.16
	Sub - Test 4	21.34	21.25	21.24	21.94	21.85	21.84
HSUPA	Sub - Test 1	20.44	20.05	20.16	21.04	20.65	20.76
	Sub - Test 2	19.08	19.17	19.02	19.68	19.77	19.62
	Sub - Test 3	19.88	19.87	19.84	20.48	20.47	20.44
	Sub - Test 4	19.12	18.85	18.76	19.72	19.45	19.36
	Sub - Test 5	21.56	21.51	21.32	22.16	22.11	21.92
DC-HSDPA	Sub - Test 1	22.86	22.79	22.78	23.46	23.39	23.38
	Sub - Test 2	21.92	22.01	21.94	22.52	22.61	22.54
	Sub - Test 3	21.60	21.39	21.44	22.20	21.99	22.04
	Sub - Test 4	21.62	21.35	21.24	22.22	21.95	21.84
HSPA+	16QAM	20.99	20.88	20.85	21.59	21.48	21.45

LTE Band 4				Maximum Output Power(dBm)			EIRP (dBm)		
BW	Modulation	RB size	RB offset	Channel/Frequency(MHz)					
				19957/1710.7	20175/1732.5	20393/1754.3	19957/1710.7	20175/1732.5	20393/1754.3
1.4MHz	QPSK	1	0	23.32	23.33	23.35	23.92	23.93	23.95
		1	2	23.20	23.22	23.19	23.80	23.82	23.79
		1	5	23.18	23.19	23.25	23.78	23.79	23.85
		3	0	23.41	23.33	23.39	24.01	23.93	23.99
		3	2	23.35	23.37	23.45	23.95	23.97	24.05
		3	3	23.31	23.29	23.34	23.91	23.89	23.94
		6	0	22.40	22.39	22.46	23.00	22.99	23.06
	16QAM	1	0	22.64	22.53	22.72	23.24	23.13	23.32
		1	2	22.62	22.62	22.67	23.22	23.22	23.27
		1	5	22.61	22.58	22.70	23.21	23.18	23.30
		3	0	22.24	22.16	22.31	22.84	22.76	22.91
		3	2	22.34	22.28	22.46	22.94	22.88	23.06



		3	3	22.17	22.13	22.27	22.77	22.73	22.87	
		6	0	21.41	21.33	21.55	22.01	21.93	22.15	
	64QAM	1	0	22.06	21.98	22.18	22.66	22.58	22.78	
		1	2	21.71	21.66	21.78	22.31	22.26	22.38	
		1	5	22.03	22.01	22.16	22.63	22.61	22.76	
		3	0	22.03	21.97	22.10	22.63	22.57	22.70	
		3	2	22.08	22.01	22.20	22.68	22.61	22.80	
		3	3	22.14	22.08	22.24	22.74	22.68	22.84	
		6	0	21.14	21.10	21.28	21.74	21.70	21.88	
BW	Modulation	RB size	RB offset	Channel/Frequency(MHz)						
				19965/ 1711.5	20175/ 1732.5	20385/ 1753.5	19965/ 1711.5	20175/ 1732.5	20385/ 1753.5	
3MHz	QPSK	1	0	23.34	23.37	23.38	23.94	23.97	23.98	
		1	7	23.18	23.25	23.23	23.78	23.85	23.83	
		1	14	23.21	23.24	23.29	23.81	23.84	23.89	
		8	0	22.51	22.45	22.52	23.11	23.05	23.12	
		8	4	22.47	22.47	22.57	23.07	23.07	23.17	
		8	7	22.41	22.40	22.44	23.01	23.00	23.04	
		15	0	22.40	22.43	22.49	23.00	23.03	23.09	
	16QAM	1	0	22.67	22.55	22.75	23.27	23.15	23.35	
		1	7	22.65	22.62	22.71	23.25	23.22	23.31	
		1	14	22.63	22.62	22.73	23.23	23.22	23.33	
		8	0	21.35	21.29	21.43	21.95	21.89	22.03	
		8	4	21.45	21.41	21.58	22.05	22.01	22.18	
		8	7	21.27	21.25	21.40	21.87	21.85	22.00	
		15	0	21.44	21.37	21.58	22.04	21.97	22.18	
	64QAM	1	0	22.09	22.00	22.21	22.69	22.60	22.81	
		1	7	21.74	21.66	21.80	22.34	22.26	22.40	
		1	14	22.05	22.00	22.19	22.65	22.60	22.79	
		8	0	21.14	21.10	21.22	21.74	21.70	21.82	
		8	4	21.19	21.14	21.32	21.79	21.74	21.92	
		8	7	21.24	21.20	21.37	21.84	21.80	21.97	
		15	0	21.17	21.14	21.31	21.77	21.74	21.91	
	BW	Modulation	RB size	RB offset	Channel/Frequency(MHz)					
					19975/ 1712.5	20175/ 1732.5	20375/ 1752.5	19975/ 1712.5	20175/ 1732.5	20375/ 1752.5
	5MHz	QPSK	1	0	23.31	23.35	23.34	23.91	23.95	23.94
1			13	23.16	23.21	23.20	23.76	23.81	23.80	
1			24	23.18	23.19	23.25	23.78	23.79	23.85	
12			0	22.48	22.40	22.48	23.08	23.00	23.08	
12			6	22.45	22.43	22.52	23.05	23.03	23.12	
12			13	22.39	22.38	22.40	22.99	22.98	23.00	
25			0	22.40	22.42	22.47	23.00	23.02	23.07	



BW	Modulation	RB size	RB offset	Channel/Frequency(MHz)					
				20000/1715	20175/1732.5	20350/1750	20000/1715	20175/1732.5	20350/1750
	16QAM	1	0	22.64	22.51	22.72	23.24	23.11	23.32
		1	13	22.62	22.60	22.68	23.22	23.20	23.28
		1	24	22.60	22.60	22.69	23.20	23.20	23.29
		12	0	21.33	21.25	21.40	21.93	21.85	22.00
		12	6	21.42	21.36	21.54	22.02	21.96	22.14
		12	13	21.24	21.20	21.36	21.84	21.80	21.96
		25	0	21.42	21.33	21.53	22.02	21.93	22.13
	64QAM	1	0	22.06	22.00	22.18	22.66	22.60	22.78
		1	13	21.71	21.68	21.77	22.31	22.28	22.37
		1	24	22.06	21.98	22.15	22.66	22.58	22.75
		12	0	21.12	21.06	21.23	21.72	21.66	21.83
		12	6	21.16	21.09	21.28	21.76	21.69	21.88
		12	13	21.21	21.15	21.33	21.81	21.75	21.93
		25	0	21.15	21.10	21.26	21.75	21.70	21.86
10MHz	QPSK	1	0	23.33	23.36	23.37	23.93	23.96	23.97
		1	25	23.19	23.26	23.24	23.79	23.86	23.84
		1	49	23.20	23.23	23.28	23.80	23.83	23.88
		25	0	22.51	22.45	22.52	23.11	23.05	23.12
		25	13	22.48	22.48	22.56	23.08	23.08	23.16
		25	25	22.41	22.42	22.45	23.01	23.02	23.05
		50	0	22.44	22.44	22.51	23.04	23.04	23.11
	16QAM	1	0	22.66	22.54	22.74	23.26	23.14	23.34
		1	25	22.65	22.64	22.71	23.25	23.24	23.31
		1	49	22.63	22.62	22.72	23.23	23.22	23.32
		25	0	21.36	21.30	21.44	21.96	21.90	22.04
		25	13	21.44	21.40	21.57	22.04	22.00	22.17
		25	25	21.27	21.25	21.40	21.87	21.85	22.00
		50	0	21.45	21.38	21.57	22.05	21.98	22.17
	64QAM	1	0	22.08	21.99	22.20	22.68	22.59	22.80
		1	25	21.74	21.68	21.80	22.34	22.28	22.40
		1	49	22.05	22.00	22.18	22.65	22.60	22.78
		25	0	21.15	21.11	21.23	21.75	21.71	21.83
		25	13	21.18	21.13	21.31	21.78	21.73	21.91
		25	25	21.24	21.20	21.37	21.84	21.80	21.97
		50	0	21.18	21.15	21.30	21.78	21.75	21.90
BW	Modulation	RB size	RB offset	Channel/Frequency(MHz)					
				20025/1717.5	20175/1732.5	20325/1747.5	20025/1717.5	20175/1732.5	20325/1747.5
15MHz	QPSK	1	0	23.32	23.32	23.35	23.92	23.92	23.95
		1	38	23.17	23.25	23.21	23.77	23.85	23.81



		1	74	23.17	23.18	23.24	23.77	23.78	23.84	
		36	0	22.49	22.41	22.49	23.09	23.01	23.09	
		36	18	22.45	22.43	22.52	23.05	23.03	23.12	
		36	39	22.38	22.39	22.41	22.98	22.99	23.01	
		75	0	22.42	22.40	22.46	23.02	23.00	23.06	
	16QAM	1	0	22.61	22.52	22.72	23.21	23.12	23.32	
		1	38	22.63	22.61	22.69	23.23	23.21	23.29	
		1	74	22.60	22.58	22.69	23.20	23.18	23.29	
		36	0	21.33	21.28	21.41	21.93	21.88	22.01	
		36	18	21.41	21.35	21.53	22.01	21.95	22.13	
		36	39	21.25	21.21	21.37	21.85	21.81	21.97	
	64QAM	75	0	21.42	21.33	21.53	22.02	21.93	22.13	
		1	0	22.03	21.97	22.18	22.63	22.57	22.78	
		1	38	21.72	21.65	21.78	22.32	22.25	22.38	
		1	74	22.06	21.99	22.19	22.66	22.59	22.79	
		36	0	21.14	21.13	21.24	21.74	21.73	21.84	
		36	18	21.16	21.10	21.30	21.76	21.70	21.90	
		36	39	21.22	21.16	21.34	21.82	21.76	21.94	
	75	0	21.15	21.10	21.26	21.75	21.70	21.86		
	BW	Modulation	RB size	RB offset	Channel/Frequency(MHz)					
					20050/1720	20175/1732.5	20300/1745	20050/1720	20175/1732.5	20300/1745
20MHz	QPSK	1	0	23.29	23.28	23.32	23.89	23.88	23.92	
		1	50	23.16	23.21	23.19	23.76	23.81	23.79	
		1	99	23.15	23.17	23.21	23.75	23.77	23.81	
		50	0	22.46	22.36	22.45	23.06	22.96	23.05	
		50	25	22.43	22.39	22.49	23.03	22.99	23.09	
		50	50	22.35	22.34	22.37	22.95	22.94	22.97	
		100	0	22.39	22.35	22.42	22.99	22.95	23.02	
	16QAM	1	0	22.56	22.48	22.67	23.16	23.08	23.27	
		1	50	22.59	22.59	22.65	23.19	23.19	23.25	
		1	99	22.58	22.55	22.67	23.18	23.15	23.27	
		50	0	21.30	21.24	21.38	21.90	21.84	21.98	
		50	25	21.38	21.33	21.50	21.98	21.93	22.10	
		50	50	21.22	21.16	21.33	21.82	21.76	21.93	
		100	0	21.40	21.29	21.50	22.00	21.89	22.10	
	64QAM	1	0	22.01	21.93	22.13	22.61	22.53	22.73	
		1	50	21.68	21.63	21.74	22.28	22.23	22.34	
		1	99	22.00	21.93	22.13	22.60	22.53	22.73	
		50	0	21.09	21.05	21.17	21.69	21.65	21.77	
		50	25	21.12	21.06	21.24	21.72	21.66	21.84	
		50	50	21.19	21.11	21.30	21.79	21.71	21.90	
		100	0	21.13	21.06	21.23	21.73	21.66	21.83	



LTE Band 7				Maximum Output Power(dBm)			EIRP (dBm)		
BW	Modulation	RB size	RB offset	Channel/Frequency(MHz)					
				20775/ 2502.5	21100/ 2535	21425/ 2567.5	20775/ 2502.5	21100/ 2535	21425/ 2567.5
5MHz	QPSK	1	0	23.37	23.38	23.41	23.17	23.18	23.21
		1	13	23.44	23.37	23.38	23.24	23.17	23.18
		1	24	23.50	23.36	23.45	23.30	23.16	23.25
		12	0	22.56	22.48	22.53	22.36	22.28	22.33
		12	6	22.67	22.53	22.64	22.47	22.33	22.44
		12	13	22.60	22.52	22.58	22.40	22.32	22.38
		25	0	22.54	22.57	22.58	22.34	22.37	22.38
	16QAM	1	0	22.63	22.66	22.79	22.43	22.46	22.59
		1	13	22.61	22.56	22.67	22.41	22.36	22.47
		1	24	22.75	22.76	22.88	22.55	22.56	22.68
		12	0	21.44	21.39	21.57	21.24	21.19	21.37
		12	6	21.52	21.47	21.64	21.32	21.27	21.44
		12	13	21.43	21.43	21.56	21.23	21.23	21.36
		25	0	21.47	21.47	21.57	21.27	21.27	21.37
	64QAM	1	0	21.92	21.89	21.97	21.72	21.69	21.77
		1	13	21.84	21.83	21.93	21.64	21.63	21.73
		1	24	22.20	22.13	22.28	22.00	21.93	22.08
		12	0	20.87	20.82	21.00	20.67	20.62	20.80
		12	6	20.91	20.86	21.06	20.71	20.66	20.86
		12	13	20.98	20.98	21.13	20.78	20.78	20.93
		25	0	20.90	20.90	21.03	20.70	20.70	20.83
BW	Modulation	RB size	RB offset	Channel/Frequency(MHz)					
				20800/ 2505	21100/ 2535	21400/ 2565	20800/ 2505	21100/ 2535	21400/ 2565
10MHz	QPSK	1	0	23.39	23.39	23.44	23.19	23.19	23.24
		1	25	23.47	23.42	23.42	23.27	23.22	23.22
		1	49	23.52	23.40	23.48	23.32	23.20	23.28
		25	0	22.59	22.53	22.57	22.39	22.33	22.37
		25	13	22.70	22.58	22.68	22.50	22.38	22.48
		25	25	22.62	22.56	22.63	22.42	22.36	22.43
		50	0	22.58	22.59	22.62	22.38	22.39	22.42
	16QAM	1	0	22.65	22.69	22.81	22.45	22.49	22.61
		1	25	22.64	22.60	22.70	22.44	22.40	22.50
		1	49	22.78	22.78	22.91	22.58	22.58	22.71
		25	0	21.47	21.44	21.61	21.27	21.24	21.41
		25	13	21.54	21.51	21.67	21.34	21.31	21.47
		25	25	21.46	21.48	21.60	21.26	21.28	21.40



BW	Modulation	RB size	RB offset	Channel/Frequency(MHz)						
				20825/ 2507.5	21100/ 2535	21375/ 2562.5	20825/ 2507.5	21100/ 2535	21375/ 2562.5	
	64QAM	50	0	21.50	21.52	21.61	21.30	21.32	21.41	
		1	0	21.94	21.88	21.99	21.74	21.68	21.79	
		1	25	21.87	21.83	21.96	21.67	21.63	21.76	
		1	49	22.19	22.15	22.31	21.99	21.95	22.11	
		25	0	20.90	20.87	21.00	20.70	20.67	20.80	
		25	13	20.93	20.90	21.09	20.73	20.70	20.89	
		25	25	21.01	21.03	21.17	20.81	20.83	20.97	
		50	0	20.93	20.95	21.07	20.73	20.75	20.87	
15MHz	QPSK	1	0	23.38	23.35	23.42	23.18	23.15	23.22	
		1	38	23.45	23.41	23.39	23.25	23.21	23.19	
		1	74	23.49	23.35	23.44	23.29	23.15	23.24	
		36	0	22.57	22.49	22.54	22.37	22.29	22.34	
		36	18	22.67	22.53	22.64	22.47	22.33	22.44	
		36	39	22.59	22.53	22.59	22.39	22.33	22.39	
		75	0	22.56	22.55	22.57	22.36	22.35	22.37	
	16QAM	1	0	22.60	22.67	22.79	22.40	22.47	22.59	
		1	38	22.62	22.57	22.68	22.42	22.37	22.48	
		1	74	22.75	22.74	22.88	22.55	22.54	22.68	
		36	0	21.44	21.42	21.58	21.24	21.22	21.38	
		36	18	21.51	21.46	21.63	21.31	21.26	21.43	
		36	39	21.44	21.44	21.57	21.24	21.24	21.37	
		75	0	21.47	21.47	21.57	21.27	21.27	21.37	
	64QAM	1	0	21.89	21.86	21.97	21.69	21.66	21.77	
		1	38	21.85	21.80	21.94	21.65	21.60	21.74	
		1	74	22.20	22.14	22.32	22.00	21.94	22.12	
		36	0	20.89	20.89	21.01	20.69	20.69	20.81	
		36	18	20.91	20.87	21.08	20.71	20.67	20.88	
		36	39	20.99	20.99	21.14	20.79	20.79	20.94	
		75	0	20.90	20.90	21.03	20.70	20.70	20.83	
	BW	Modulation	RB size	RB offset	Channel/Frequency(MHz)					
					20850/ 2510	21100/ 2535	21350/ 2560	20850/ 2510	21100/ 2535	21350/ 2560
	20MHz	QPSK	1	0	23.35	23.31	23.39	23.15	23.11	23.19
1			50	23.44	23.37	23.37	23.24	23.17	23.17	
1			99	23.47	23.34	23.41	23.27	23.14	23.21	
50			0	22.54	22.44	22.50	22.34	22.24	22.30	
50			25	22.65	22.49	22.61	22.45	22.29	22.41	
50			50	22.56	22.48	22.55	22.36	22.28	22.35	
100			0	22.53	22.50	22.53	22.33	22.30	22.33	
16QAM		1	0	22.60	22.63	22.74	22.40	22.43	22.54	



		1	50	22.58	22.55	22.64	22.38	22.35	22.44
		1	99	22.73	22.71	22.86	22.53	22.51	22.66
		50	0	21.41	21.38	21.55	21.21	21.18	21.35
		50	25	21.48	21.44	21.60	21.28	21.24	21.40
		50	50	21.41	21.39	21.53	21.21	21.19	21.33
		100	0	21.45	21.43	21.54	21.25	21.23	21.34
	64QAM	1	0	21.87	21.82	21.92	21.67	21.62	21.72
		1	50	21.81	21.78	21.90	21.61	21.58	21.70
		1	99	22.14	22.08	22.26	21.94	21.88	22.06
		50	0	20.84	20.81	20.94	20.64	20.61	20.74
		50	25	20.87	20.83	21.02	20.67	20.63	20.82
		50	50	20.96	20.94	21.10	20.76	20.74	20.90
		100	0	20.88	20.86	21.00	20.68	20.66	20.80

LTE Band 12				Maximum Output Power(dBm)			ERP (dBm)		
BW	Modulation	RB size	RB offset	Channel/Frequency(MHz)					
				23017/ 699.7	23095/ 707.5	23173/ 715.3	23017/ 699.7	23095/ 707.5	23173/ 715.3
1.4MHz	QPSK	1	0	23.86	23.79	23.67	19.31	19.24	19.12
		1	2	23.66	23.65	23.61	19.11	19.10	19.06
		1	5	23.78	23.78	23.76	19.23	19.23	19.21
		3	0	23.73	23.77	23.67	19.18	19.22	19.12
		3	2	23.77	23.81	23.73	19.22	19.26	19.18
		3	3	23.80	23.75	23.77	19.25	19.20	19.22
		6	0	22.83	22.88	22.79	18.28	18.33	18.24
	16QAM	1	0	22.20	23.00	22.47	17.65	18.45	17.92
		1	2	22.18	22.78	22.22	17.63	18.23	17.67
		1	5	22.61	23.12	22.59	18.06	18.57	18.04
		3	0	22.17	22.68	22.17	17.62	18.13	17.62
		3	2	22.25	22.75	22.20	17.70	18.20	17.65
		3	3	22.24	22.76	22.17	17.69	18.21	17.62
		6	0	21.30	21.75	21.27	16.75	17.20	16.72
	64QAM	1	0	21.41	21.43	21.57	16.86	16.88	17.02
		1	2	21.33	21.11	21.16	16.78	16.56	16.61
		1	5	21.53	21.57	21.60	16.98	17.02	17.05
		3	0	21.28	21.20	21.15	16.73	16.65	16.60
		3	2	21.29	21.19	21.24	16.74	16.64	16.69
		3	3	21.32	21.25	21.26	16.77	16.70	16.71
		6	0	20.31	20.29	20.33	15.76	15.74	15.78



BW	Modulation	RB size	RB offset	Channel/Frequency(MHz)					
				23025/ 700.5	23095/ 707.5	23165/ 714.5	23025/ 700.5	23095/ 707.5	23165/ 714.5
3MHz	QPSK	1	0	23.88	23.83	23.70	19.33	19.28	19.15
		1	7	23.64	23.68	23.65	19.09	19.13	19.10
		1	14	23.81	23.83	23.80	19.26	19.28	19.25
		8	0	22.83	22.89	22.80	18.28	18.34	18.25
		8	4	22.89	22.91	22.85	18.34	18.36	18.30
		8	7	22.90	22.86	22.87	18.35	18.31	18.32
		15	0	22.83	22.92	22.82	18.28	18.37	18.27
	16QAM	1	0	22.23	23.02	22.50	17.68	18.47	17.95
		1	7	22.21	22.78	22.26	17.66	18.23	17.71
		1	14	22.63	23.16	22.62	18.08	18.61	18.07
		8	0	21.28	21.81	21.29	16.73	17.26	16.74
		8	4	21.36	21.88	21.32	16.81	17.33	16.77
		8	7	21.34	21.88	21.30	16.79	17.33	16.75
		15	0	21.33	21.79	21.30	16.78	17.24	16.75
	64QAM	1	0	21.44	21.45	21.60	16.89	16.90	17.05
		1	7	21.36	21.11	21.18	16.81	16.56	16.63
		1	14	21.55	21.56	21.63	17.00	17.01	17.08
		8	0	20.39	20.33	20.27	15.84	15.78	15.72
		8	4	20.40	20.32	20.36	15.85	15.77	15.81
		8	7	20.42	20.37	20.39	15.87	15.82	15.84
		15	0	20.34	20.33	20.36	15.79	15.78	15.81
BW	Modulation	RB size	RB offset	Channel/Frequency(MHz)					
				23035/ 701.5	23095/ 707.5	23155/ 713.5	23035/ 701.5	23095/ 707.5	23155/ 713.5
5MHz	QPSK	1	0	23.85	23.81	23.66	19.30	19.26	19.11
		1	13	23.62	23.64	23.62	19.07	19.09	19.07
		1	24	23.78	23.78	23.76	19.23	19.23	19.21
		12	0	22.80	22.84	22.76	18.25	18.29	18.21
		12	6	22.87	22.87	22.80	18.32	18.32	18.25
		12	13	22.88	22.84	22.83	18.33	18.29	18.28
		25	0	22.83	22.91	22.80	18.28	18.36	18.25
	16QAM	1	0	22.20	22.98	22.47	17.65	18.43	17.92
		1	13	22.18	22.76	22.23	17.63	18.21	17.68
		1	24	22.60	23.14	22.58	18.05	18.59	18.03
		12	0	21.26	21.77	21.26	16.71	17.22	16.71
		12	6	21.33	21.83	21.28	16.78	17.28	16.73
		12	13	21.31	21.83	21.26	16.76	17.28	16.71



BW	Modulation	RB size	RB offset	Channel/Frequency(MHz)					
				23060/704	23095/707.5	23130/711	23060/704	23095/707.5	23130/711
	64QAM	25	0	21.31	21.75	21.25	16.76	17.20	16.70
		1	0	21.41	21.45	21.57	16.86	16.90	17.02
		1	13	21.33	21.13	21.15	16.78	16.58	16.60
		1	24	21.56	21.54	21.59	17.01	16.99	17.04
		12	0	20.37	20.29	20.28	15.82	15.74	15.73
		12	6	20.37	20.27	20.32	15.82	15.72	15.77
		12	13	20.39	20.32	20.35	15.84	15.77	15.80
		25	0	20.32	20.29	20.31	15.77	15.74	15.76
10MHz	QPSK	1	0	23.83	23.74	23.64	19.28	19.19	19.09
		1	25	23.62	23.64	23.61	19.07	19.09	19.06
		1	49	23.75	23.76	23.72	19.20	19.21	19.17
		25	0	22.78	22.80	22.73	18.23	18.25	18.18
		25	13	22.85	22.83	22.77	18.30	18.28	18.22
		25	25	22.84	22.80	22.80	18.29	18.25	18.25
		50	0	22.82	22.84	22.75	18.27	18.29	18.20
	16QAM	1	0	22.48	22.95	22.42	17.93	18.40	17.87
		1	25	22.15	22.75	22.20	17.60	18.20	17.65
		1	49	22.58	23.09	22.56	18.03	18.54	18.01
		25	0	21.23	21.76	21.24	16.68	17.21	16.69
		25	13	21.29	21.80	21.24	16.74	17.25	16.69
		25	25	21.29	21.79	21.23	16.74	17.24	16.68
		50	0	21.29	21.71	21.22	16.74	17.16	16.67
	64QAM	1	0	21.36	21.38	21.52	16.81	16.83	16.97
		1	25	21.30	21.08	21.12	16.75	16.53	16.57
		1	49	21.50	21.49	21.57	16.95	16.94	17.02
		25	0	20.34	20.28	20.22	15.79	15.73	15.67
		25	13	20.33	20.24	20.28	15.78	15.69	15.73
		25	25	20.37	20.28	20.32	15.82	15.73	15.77
		50	0	20.30	20.25	20.28	15.75	15.70	15.73

LTE Band 17				Maximum Output Power(dBm)			ERP (dBm)		
BW	Modulation	RB size	RB offset	Channel/Frequency(MHz)					
				23755/706.5	23790/710	23825/713.5	23755/706.5	23790/710	23825/713.5
5MHz	QPSK	1	0	23.72	23.81	23.61	19.17	19.26	19.06
		1	13	23.58	23.60	23.59	19.03	19.05	19.04
		1	24	23.82	23.78	23.76	19.27	19.23	19.21



		12	0	22.77	22.76	22.78	18.22	18.21	18.23	
		12	6	22.78	22.77	22.81	18.23	18.22	18.26	
		12	13	22.93	22.89	22.82	18.38	18.34	18.27	
		25	0	22.82	22.79	22.82	18.27	18.24	18.27	
	16QAM	1	0	22.35	22.82	22.53	17.80	18.27	17.98	
		1	13	22.33	22.75	22.31	17.78	18.20	17.76	
		1	24	22.58	22.87	22.50	18.03	18.32	17.95	
		12	0	21.33	21.78	21.28	16.78	17.23	16.73	
		12	6	21.29	21.86	21.28	16.74	17.31	16.73	
		12	13	21.25	21.84	21.34	16.70	17.29	16.79	
		25	0	21.21	21.81	21.20	16.66	17.26	16.65	
	64QAM	1	0	21.64	21.53	21.48	17.09	16.98	16.93	
		1	13	21.31	21.24	21.33	16.76	16.69	16.78	
		1	24	21.68	21.54	21.56	17.13	16.99	17.01	
		12	0	20.28	20.28	20.30	15.73	15.73	15.75	
		12	6	20.32	20.27	20.34	15.77	15.72	15.79	
		12	13	20.28	20.30	20.31	15.73	15.75	15.76	
		25	0	20.30	20.25	20.31	15.75	15.70	15.76	
	BW	Modulation	RB size	RB offset	Channel/Frequency(MHz)					
					23780/709	23790/710	23800/711	23780/709	23790/710	23800/711
	10MHz	QPSK	1	0	23.70	23.74	23.59	19.15	19.19	19.04
1			25	23.58	23.60	23.58	19.03	19.05	19.03	
1			49	23.79	23.76	23.72	19.24	19.21	19.17	
25			0	22.75	22.72	22.75	18.20	18.17	18.20	
25			13	22.76	22.73	22.78	18.21	18.18	18.23	
25			25	22.89	22.85	22.79	18.34	18.30	18.24	
50			0	22.81	22.72	22.77	18.26	18.17	18.22	
16QAM		1	0	22.53	22.79	22.48	17.98	18.24	17.93	
		1	25	22.30	22.74	22.28	17.75	18.19	17.73	
		1	49	22.56	22.82	22.48	18.01	18.27	17.93	
		25	0	21.30	21.77	21.26	16.75	17.22	16.71	
		25	13	21.25	21.83	21.24	16.70	17.28	16.69	
		25	25	21.23	21.80	21.31	16.68	17.25	16.76	
		50	0	21.19	21.77	21.17	16.64	17.22	16.62	
64QAM		1	0	21.59	21.46	21.43	17.04	16.91	16.88	
		1	25	21.28	21.19	21.30	16.73	16.64	16.75	
		1	49	21.62	21.49	21.54	17.07	16.94	16.99	
		25	0	20.25	20.27	20.24	15.70	15.72	15.69	
		25	13	20.28	20.24	20.30	15.73	15.69	15.75	
		25	25	20.26	20.26	20.28	15.71	15.71	15.73	
		50	0	20.28	20.21	20.28	15.73	15.66	15.73	



LTE Band 66				Maximum Output Power(dBm)			EIRP (dBm)			
BW	Modulation	RB size	RB offset	Channel/Frequency(MHz)						
				131979/ 1710.7	132322/ 1745	132665/ 1779.3	131979/ 1710.7	132322/ 1745	132665/ 1779.3	
1.4MHz	QPSK	1	0	23.80	23.67	23.72	24.50	24.37	24.42	
		1	2	23.75	23.62	23.65	24.45	24.32	24.35	
		1	5	23.77	23.57	23.69	24.47	24.27	24.39	
		3	0	23.85	23.68	23.74	24.55	24.38	24.44	
		3	2	23.84	23.72	23.78	24.54	24.42	24.48	
		3	3	23.85	23.64	23.76	24.55	24.34	24.46	
	16QAM	1	0	22.99	22.73	22.93	23.69	23.43	23.63	
		1	2	22.97	22.83	22.88	23.67	23.53	23.58	
		1	5	23.03	22.89	22.94	23.73	23.59	23.64	
		3	0	22.74	22.58	22.64	23.44	23.28	23.34	
		3	2	22.84	22.66	22.74	23.54	23.36	23.44	
		3	3	22.77	22.64	22.66	23.47	23.34	23.36	
	64QAM	1	0	21.96	21.78	21.86	22.66	22.48	22.56	
		1	2	21.92	21.78	21.85	22.62	22.48	22.55	
		1	5	21.85	21.73	21.73	22.55	22.43	22.43	
		3	0	21.81	21.61	21.67	22.51	22.31	22.37	
		3	2	21.95	21.75	21.83	22.65	22.45	22.53	
		3	3	21.88	21.71	21.73	22.58	22.41	22.43	
	3MHz	QPSK	1	0	23.82	23.71	23.75	24.52	24.41	24.45
			1	7	23.73	23.65	23.69	24.43	24.35	24.39
	1		14	23.80	23.62	23.73	24.50	24.32	24.43	
8	0		22.95	22.80	22.87	23.65	23.50	23.57		
8	4		22.96	22.82	22.90	23.66	23.52	23.60		
8	7		22.95	22.75	22.86	23.65	23.45	23.56		
15	0		22.81	22.73	22.77	23.51	23.43	23.47		
16QAM	1	0	23.02	22.75	22.96	23.72	23.45	23.66		
	1	7	23.00	22.83	22.92	23.70	23.53	23.62		



		1	14	23.05	22.93	22.97	23.75	23.63	23.67	
		8	0	21.85	21.71	21.76	22.55	22.41	22.46	
		8	4	21.95	21.79	21.86	22.65	22.49	22.56	
		8	7	21.87	21.76	21.79	22.57	22.46	22.49	
		15	0	21.87	21.77	21.81	22.57	22.47	22.51	
	64QAM	1	0	21.99	21.80	21.89	22.69	22.50	22.59	
		1	7	21.95	21.78	21.87	22.65	22.48	22.57	
		1	14	21.87	21.72	21.76	22.57	22.42	22.46	
		8	0	20.92	20.74	20.79	21.62	21.44	21.49	
		8	4	21.06	20.88	20.95	21.76	21.58	21.65	
		8	7	20.98	20.83	20.86	21.68	21.53	21.56	
		15	0	20.90	20.78	20.82	21.60	21.48	21.52	
	BW	Modulation	RB size	RB offset	Channel/Frequency(MHz)					
					131987/ 1711.5	132322/ 1745	132657/ 1778.5	131987/ 1711.5	132322/ 1745	132657/ 1778.5
5MHz	QPSK	1	0	23.79	23.69	23.71	24.49	24.39	24.41	
		1	7	23.71	23.61	23.66	24.41	24.31	24.36	
		1	14	23.77	23.57	23.69	24.47	24.27	24.39	
		8	0	22.92	22.75	22.83	23.62	23.45	23.53	
		8	4	22.94	22.78	22.85	23.64	23.48	23.55	
		8	7	22.93	22.73	22.82	23.63	23.43	23.52	
		15	0	22.81	22.72	22.75	23.51	23.42	23.45	
	16QAM	1	0	22.99	22.71	22.93	23.69	23.41	23.63	
		1	7	22.97	22.81	22.89	23.67	23.51	23.59	
		1	14	23.02	22.91	22.93	23.72	23.61	23.63	
		8	0	21.83	21.67	21.73	22.53	22.37	22.43	
		8	4	21.92	21.74	21.82	22.62	22.44	22.52	
		8	7	21.84	21.71	21.75	22.54	22.41	22.45	
		15	0	21.85	21.73	21.76	22.55	22.43	22.46	
	64QAM	1	0	21.96	21.80	21.86	22.66	22.50	22.56	
		1	7	21.92	21.80	21.84	22.62	22.50	22.54	
		1	14	21.88	21.70	21.72	22.58	22.40	22.42	
		8	0	20.90	20.70	20.80	21.60	21.40	21.50	
		8	4	21.03	20.83	20.91	21.73	21.53	21.61	
		8	7	20.95	20.78	20.82	21.65	21.48	21.52	
		15	0	20.88	20.74	20.77	21.58	21.44	21.47	



BW	Modulation	RB size	RB offset	Channel/Frequency(MHz)					
				131997/ 1712.5	132322/ 1745	132647/ 1777.5	131997/ 1712.5	132322/ 1745	132647/ 1777.5
10MHz	QPSK	1	0	23.81	23.70	23.74	24.51	24.40	24.44
		1	25	23.74	23.66	23.70	24.44	24.36	24.40
		1	49	23.79	23.61	23.72	24.49	24.31	24.42
		25	0	22.95	22.80	22.87	23.65	23.50	23.57
		25	13	22.97	22.83	22.89	23.67	23.53	23.59
		25	25	22.95	22.77	22.87	23.65	23.47	23.57
		50	0	22.85	22.74	22.79	23.55	23.44	23.49
	16QAM	1	0	23.01	22.74	22.95	23.71	23.44	23.65
		1	25	23.00	22.85	22.92	23.70	23.55	23.62
		1	49	23.05	22.93	22.96	23.75	23.63	23.66
		25	0	21.86	21.72	21.77	22.56	22.42	22.47
		25	13	21.94	21.78	21.85	22.64	22.48	22.55
		25	25	21.87	21.76	21.79	22.57	22.46	22.49
		50	0	21.88	21.78	21.80	22.58	22.48	22.50
	64QAM	1	0	21.98	21.79	21.88	22.68	22.49	22.58
		1	25	21.95	21.80	21.87	22.65	22.50	22.57
		1	49	21.87	21.72	21.75	22.57	22.42	22.45
		25	0	20.93	20.75	20.80	21.63	21.45	21.50
		25	13	21.05	20.87	20.94	21.75	21.57	21.64
		25	25	20.98	20.83	20.86	21.68	21.53	21.56
		50	0	20.91	20.79	20.81	21.61	21.49	21.51
BW	Modulation	RB size	RB offset	Channel/Frequency(MHz)					
				132047/ 1717.5	132322/ 1745	132597/ 1772.5	132047/ 1717.5	132322/ 1745	132597/ 1772.5
15MHz	QPSK	1	0	23.80	23.66	23.72	24.50	24.36	24.42
		1	38	23.72	23.65	23.67	24.42	24.35	24.37
		1	74	23.76	23.56	23.68	24.46	24.26	24.38
		36	0	22.93	22.76	22.84	23.63	23.46	23.54
		36	18	22.94	22.78	22.85	23.64	23.48	23.55
		36	39	22.92	22.74	22.83	23.62	23.44	23.53
		75	0	22.83	22.70	22.74	23.53	23.40	23.44
	16QAM	1	0	22.96	22.72	22.93	23.66	23.42	23.63
		1	38	22.98	22.82	22.90	23.68	23.52	23.60
		1	74	23.02	22.89	22.93	23.72	23.59	23.63



		36	0	21.83	21.70	21.74	22.53	22.40	22.44	
		36	18	21.91	21.73	21.81	22.61	22.43	22.51	
		36	39	21.85	21.72	21.76	22.55	22.42	22.46	
		75	0	21.85	21.73	21.76	22.55	22.43	22.46	
	64QAM	1	0	21.93	21.77	21.86	22.63	22.47	22.56	
		1	38	21.93	21.77	21.85	22.63	22.47	22.55	
		1	74	21.88	21.71	21.76	22.58	22.41	22.46	
		36	0	20.92	20.77	20.81	21.62	21.47	21.51	
		36	18	21.03	20.84	20.93	21.73	21.54	21.63	
		36	39	20.96	20.79	20.83	21.66	21.49	21.53	
		75	0	20.88	20.74	20.77	21.58	21.44	21.47	
	BW	Modulation	RB size	RB offset	Channel/Frequency(MHz)					
					132072/ 1720	132322/ 1745	132572/ 1770	132072/ 1720	132322/ 1745	132572/ 1770
20MHz	QPSK	1	0	23.77	23.62	23.69	24.47	24.32	24.39	
		1	50	23.71	23.61	23.65	24.41	24.31	24.35	
		1	99	23.74	23.55	23.65	24.44	24.25	24.35	
		50	0	22.90	22.71	22.80	23.60	23.41	23.50	
		50	25	22.92	22.74	22.82	23.62	23.44	23.52	
		50	50	22.89	22.69	22.79	23.59	23.39	23.49	
		100	0	22.80	22.65	22.70	23.50	23.35	23.40	
	16QAM	1	0	23.00	22.68	22.88	23.70	23.38	23.58	
		1	50	22.94	22.80	22.86	23.64	23.50	23.56	
		1	99	23.00	22.86	22.91	23.70	23.56	23.61	
		50	0	21.80	21.66	21.71	22.50	22.36	22.41	
		50	25	21.88	21.71	21.78	22.58	22.41	22.48	
		50	50	21.82	21.67	21.72	22.52	22.37	22.42	
		100	0	21.83	21.69	21.73	22.53	22.39	22.43	
	64QAM	1	0	21.91	21.73	21.81	22.61	22.43	22.51	
		1	50	21.89	21.75	21.81	22.59	22.45	22.51	
		1	99	21.82	21.65	21.70	22.52	22.35	22.40	
		50	0	20.87	20.69	20.74	21.57	21.39	21.44	
		50	25	20.99	20.80	20.87	21.69	21.50	21.57	
		50	50	20.93	20.74	20.79	21.63	21.44	21.49	
		100	0	20.86	20.70	20.74	21.56	21.40	21.44	

5.2 Occupied Bandwidth

Ambient condition

Temperature	Relative humidity	Pressure
23°C ~25°C	45%~50%	101.5kPa

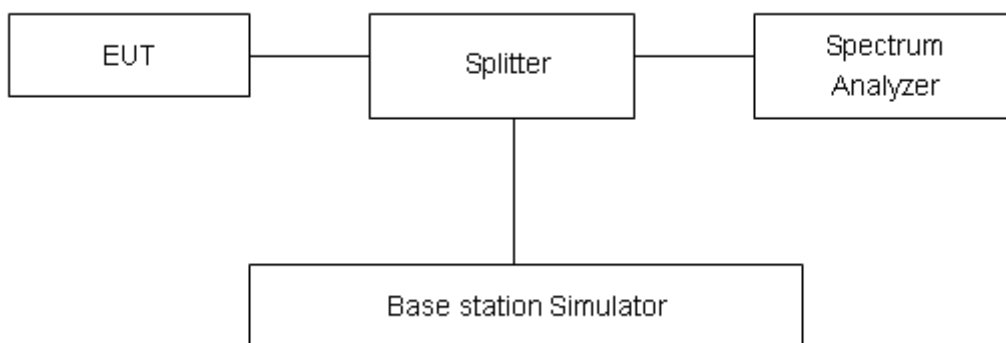
Method of Measurement

The EUT was connected to Spectrum Analyzer and Base Station Simulator via power Splitter. The occupied bandwidth is measured using spectrum analyzer.

RBW is set to $\geq 1\%EBW$, VBW is set to 3x RBW.

99% power and -26dBc occupied bandwidths are recorded. Spectrum analyzer plots are included on the following pages.

Test Setup



Limits

No specific occupied bandwidth requirements in part 2.1049.

Measurement Uncertainty

The assessed measurement uncertainty to ensure 95% confidence level for the normal distribution is with the coverage factor $k = 2$, $U=624\text{Hz}$.



Test Result

Mode	Channel	Frequency (MHz)	99% Power Bandwidth (MHz)	-26dBc Bandwidth(MHz)
WCDMA Band IV (RMC)	1312	1712.4	4.165	4.689
	1413	1732.6	4.168	4.689
	1513	1752.6	4.172	4.686

LTE Band 4						
RB	Modulation	Bandwidth (MHz)	Channel	Frequency (MHz)	99% Power Bandwidth(MHz)	-26dBc Bandwidth(MHz)
100%	QPSK	1.4	19957	1710.7	1.096	1.236
			20175	1732.5	1.099	1.249
			20393	1754.3	1.099	1.251
		3	19965	1711.5	2.714	2.962
			20175	1732.5	2.690	2.969
			20385	1753.5	2.698	2.982
		5	19975	1712.5	4.514	4.989
			20175	1732.5	4.515	4.929
			20375	1752.5	4.511	4.899
		10	20000	1715	8.997	9.780
			20175	1732.5	8.998	9.905
			20350	1750	9.020	9.834
	15	20025	1717.5	13.470	14.775	
		20175	1732.5	13.483	14.814	
		20325	1747.5	13.437	14.930	
	20	20050	1720	18.024	19.799	
		20175	1732.5	17.973	19.736	
		20300	1745	17.933	19.700	
	16QAM	1.4	19957	1710.7	1.102	1.245
			20175	1732.5	1.094	1.241
			20393	1754.3	1.098	1.252
		3	19965	1711.5	2.696	2.993
			20175	1732.5	2.701	2.976
			20385	1753.5	2.703	2.993
5		19975	1712.5	4.530	4.893	
		20175	1732.5	4.502	4.946	
		20375	1752.5	4.531	4.925	
10		20000	1715	8.975	9.859	
		20175	1732.5	9.045	9.817	
		20350	1750	9.032	9.804	



		15	20025	1717.5	13.439	14.978
			20175	1732.5	13.469	14.769
			20325	1747.5	13.470	14.771
		20	20050	1720	17.943	19.537
			20175	1732.5	17.935	19.817
			20300	1745	17.897	19.598
	64QAM	1.4	19957	1710.7	1.096	1.231
			20175	1732.5	1.101	1.236
			20393	1754.3	1.096	1.241
		3	19965	1711.5	2.700	2.969
			20175	1732.5	2.718	2.967
			20385	1753.5	2.708	2.973
		5	19975	1712.5	4.517	4.956
			20175	1732.5	4.522	4.915
			20375	1752.5	4.512	4.965
		10	20000	1715	8.999	9.899
			20175	1732.5	9.033	9.938
			20350	1750	8.993	9.903
		15	20025	1717.5	13.450	14.673
			20175	1732.5	13.455	14.607
			20325	1747.5	13.478	15.078
		20	20050	1720	17.955	19.685
			20175	1732.5	17.986	19.560
			20300	1745	18.008	19.781

LTE Band 7						
RB	Modulation	Bandwidth (MHz)	Channel	Frequency (MHz)	99% Power Bandwidth(MHz)	-26dBc Bandwidth(MHz)
100%	QPSK	5	20775	2502.5	4.524	4.986
			21100	2535	4.510	4.949
			21425	2567.5	4.526	5.009
		10	20800	2505	8.996	9.667
			21100	2535	9.001	9.785
			21400	2565	8.997	9.886
		15	20825	2507.5	13.477	14.817
			21100	2535	13.512	14.922
			21375	2562.5	13.471	14.923
		20	20850	2510	17.929	19.735
			21100	2535	17.964	19.633
			21350	2560	17.895	19.683



	16QAM	5	20775	2502.5	4.527	4.939
			21100	2535	4.507	4.977
			21425	2567.5	4.514	4.939
		10	20800	2505	8.996	9.807
			21100	2535	9.006	9.835
			21400	2565	9.012	9.934
		15	20825	2507.5	13.465	14.953
			21100	2535	13.475	14.754
			21375	2562.5	13.444	14.943
		20	20850	2510	17.993	19.549
			21100	2535	17.980	19.571
			21350	2560	17.973	19.574
	64QAM	5	20775	2502.5	4.508	4.893
			21100	2535	4.520	4.895
			21425	2567.5	4.525	4.970
		10	20800	2505	8.986	9.952
			21100	2535	8.981	9.859
			21400	2565	9.015	9.886
		15	20825	2507.5	13.477	14.789
			21100	2535	13.422	14.892
			21375	2562.5	13.477	14.945
		20	20850	2510	17.957	19.591
			21100	2535	17.949	19.835
			21350	2560	17.968	19.448

LTE Band 12						
RB	Modulation	Bandwidth (MHz)	Channel	Frequency (MHz)	99% Power Bandwidth(MHz)	-26dBc Bandwidth(MHz)
100%	QPSK	1.4	23017	699.7	1.097	1.242
			23095	707.5	1.094	1.239
			23173	715.3	1.101	1.250
		3	23025	700.5	2.699	2.997
			23095	707.5	2.695	2.996
			23165	714.5	2.705	2.968
		5	23035	701.5	4.526	4.941
			23095	707.5	4.520	4.982
			23155	713.5	4.521	4.983
		10	23060	704	9.002	9.864
			23095	707.5	8.978	9.733
			23130	711	8.990	9.810



	16QAM	1.4	23017	699.7	1.103	1.244
			23095	707.5	1.101	1.242
			23173	715.3	1.092	1.238
		3	23025	700.5	2.701	2.977
			23095	707.5	2.721	2.995
			23165	714.5	2.699	2.963
		5	23035	701.5	4.516	4.975
			23095	707.5	4.522	4.924
			23155	713.5	4.519	4.978
		10	23060	704	8.985	9.815
			23095	707.5	8.978	9.738
			23130	711	9.018	9.878
	64QAM	1.4	23017	699.7	1.097	1.242
			23095	707.5	1.104	1.247
			23173	715.3	1.102	1.246
		3	23025	700.5	2.714	3.002
			23095	707.5	2.694	2.984
			23165	714.5	2.700	2.981
		5	23035	701.5	4.508	4.946
			23095	707.5	4.514	4.973
			23155	713.5	4.520	4.978
		10	23060	704	8.982	9.790
			23095	707.5	8.968	9.708
			23130	711	9.014	9.860

LTE Band 17						
RB	Modulation	Bandwidth (MHz)	Channel	Frequency (MHz)	99% Power Bandwidth(MHz)	-26dBc Bandwidth(MHz)
100%	QPSK	5	23755	706.5	4.521	4.960
			23790	710	4.513	4.949
			23825	713.5	4.527	4.943
		10	23780	709	8.978	9.810
			23790	710	8.979	9.828
			23800	711	9.008	9.765
	16QAM	5	23755	706.5	4.513	4.928
			23790	710	4.522	4.945
			23825	713.5	4.525	4.959
		10	23780	709	8.973	9.872
			23790	710	9.005	9.847
			23800	711	8.984	9.874



	64QAM	5	23755	706.5	4.532	4.903
			23790	710	4.528	4.946
			23825	713.5	4.535	4.927
		10	23780	709	8.999	9.863
			23790	710	8.987	9.792
			23800	711	8.993	9.886



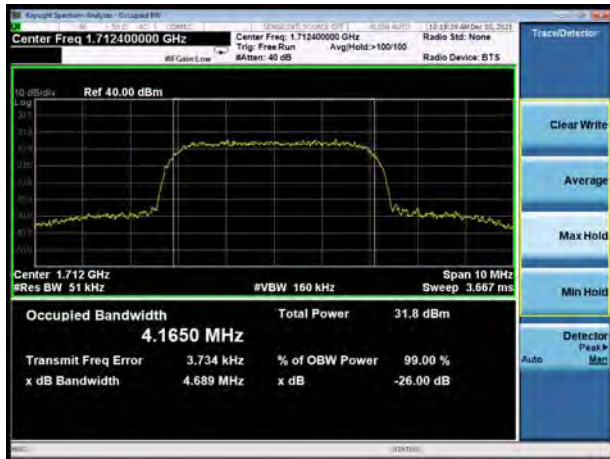
LTE Band 66						
RB	Modulation	Bandwidth (MHz)	Channel	Frequency (MHz)	99% Power Bandwidth(MHz)	-26dBc Bandwidth(MHz)
100%	QPSK	1.4	131979	1710.7	1.103	1.240
			132322	1745	1.095	1.242
			132665	1779.3	1.102	1.250
		3	131987	1711.5	2.700	2.967
			132322	1745	2.694	2.976
			132657	1778.5	2.704	2.988
		5	131997	1712.5	4.529	4.935
			132322	1745	4.522	4.965
			132647	1777.5	4.520	4.958
		10	132022	1715	8.977	9.775
			132322	1745	8.991	9.915
			132622	1775	8.984	9.827
		15	132047	1717.5	13.476	14.735
			132322	1745	13.442	14.875
			132597	1772.5	13.460	14.821
		20	132072	1720	18.003	19.740
			132322	1745	17.939	19.479
			132572	1770	17.993	19.592
	16QAM	1.4	131979	1710.7	1.103	1.247
			132322	1745	1.096	1.239
			132665	1779.3	1.099	1.242
		3	131987	1711.5	2.703	2.975
			132322	1745	2.712	2.973
			132657	1778.5	2.707	2.974
		5	131997	1712.5	4.526	4.951
			132322	1745	4.544	4.941
			132647	1777.5	4.506	4.959
		10	132022	1715	8.997	9.826
			132322	1745	8.987	9.934
			132622	1775	9.035	9.837
		15	132047	1717.5	13.431	14.836
			132322	1745	13.470	14.859
			132597	1772.5	13.462	14.760
20		132072	1720	17.933	19.776	
		132322	1745	17.974	19.697	
		132572	1770	18.017	19.607	
64QAM	1.4	131979	1710.7	1.098	1.243	



			132322	1745	1.094	1.242
			132665	1779.3	1.098	1.246
		3	131987	1711.5	2.699	2.995
			132322	1745	2.697	2.943
			132657	1778.5	2.714	2.969
		5	131997	1712.5	4.518	4.963
			132322	1745	4.527	4.963
			132647	1777.5	4.528	5.009
		10	132022	1715	8.985	9.894
			132322	1745	9.016	9.811
			132622	1775	9.019	9.971
		15	132047	1717.5	13.456	14.806
			132322	1745	13.429	14.827
			132597	1772.5	13.488	14.856
		20	132072	1720	18.039	19.549
			132322	1745	17.939	19.455
			132572	1770	17.975	19.478



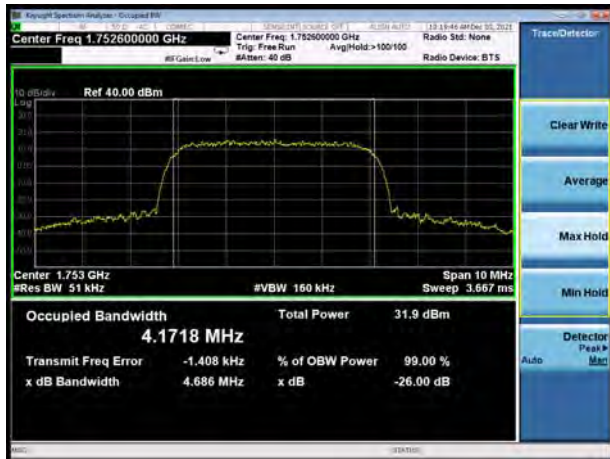
WCDMA Band IV CH-Low



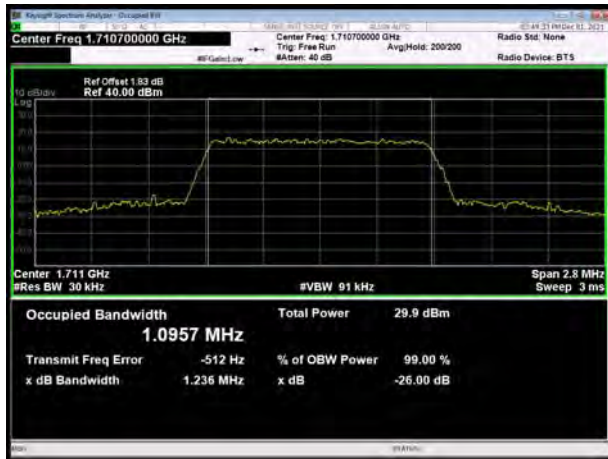
WCDMA Band IV CH Middle



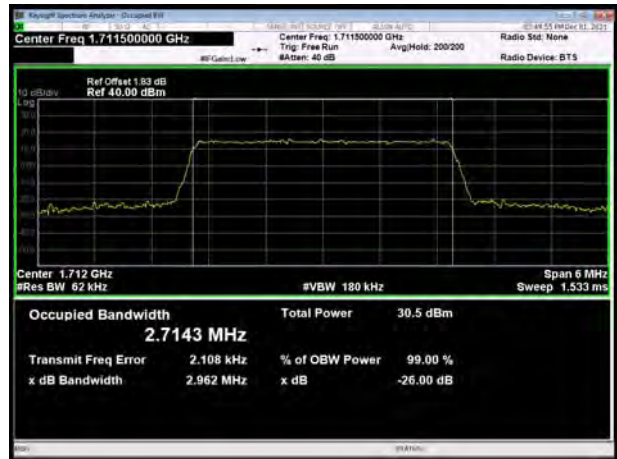
WCDMA Band IV CH High



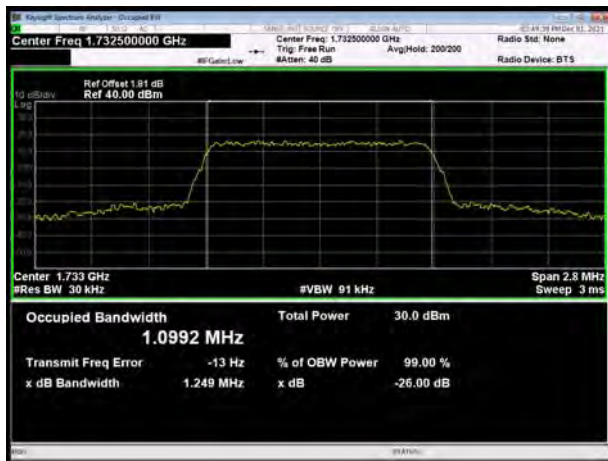
LTE Band 4 QPSK 1.4MHz CH-Low



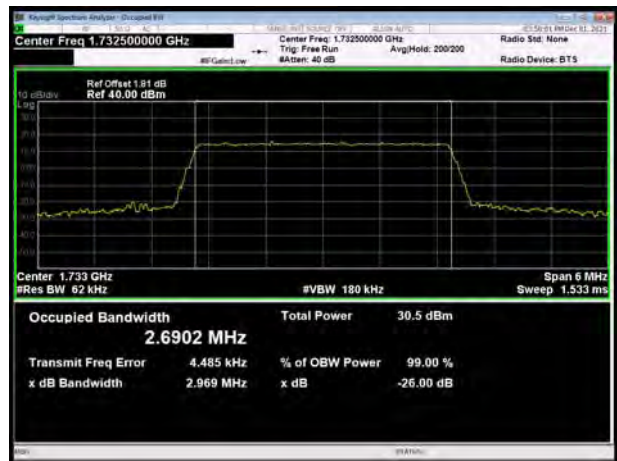
LTE Band 4 QPSK 3MHz CH-Low



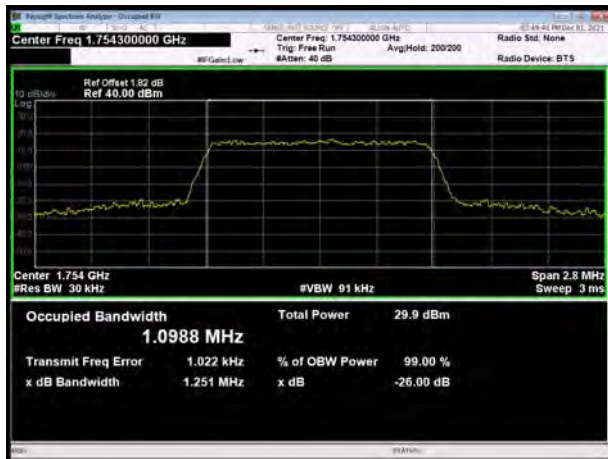
LTE Band 4 QPSK 1.4MHz CH-Middle



LTE Band 4 QPSK 3MHz CH-Middle



LTE Band 4 QPSK 1.4MHz CH-High

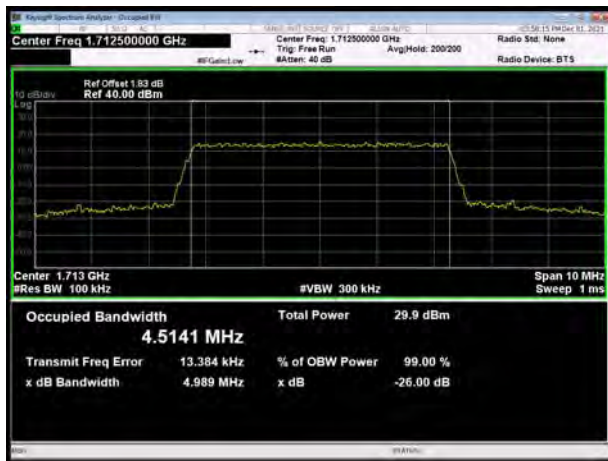


LTE Band 4 QPSK 3MHz CH-High

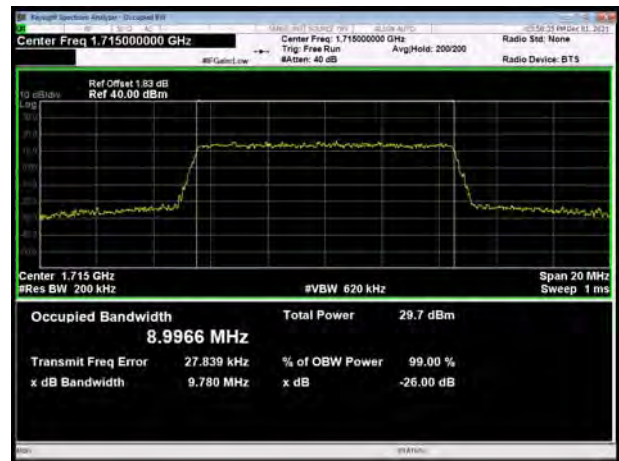




LTE Band 4 QPSK 5MHz CH-Low



LTE Band 4 QPSK 10MHz CH-Low



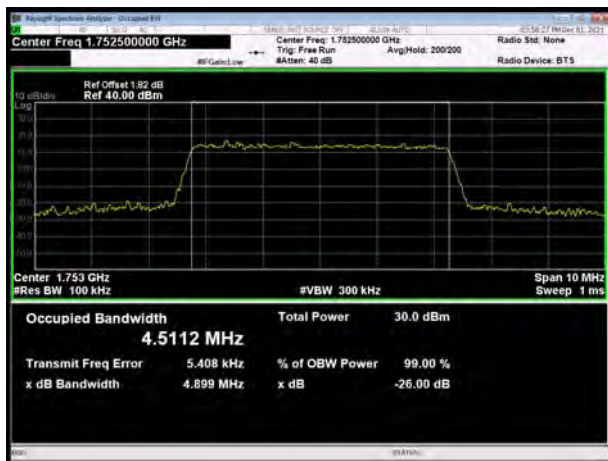
LTE Band 4 QPSK 5MHz CH-Middle



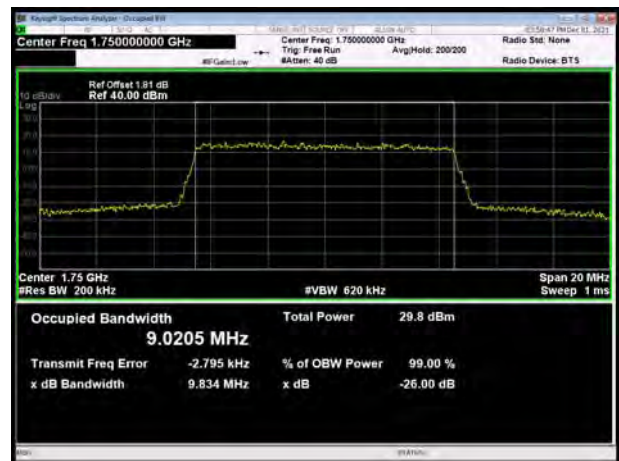
LTE Band 4 QPSK 10MHz CH-Middle



LTE Band 4 QPSK 5MHz CH-High

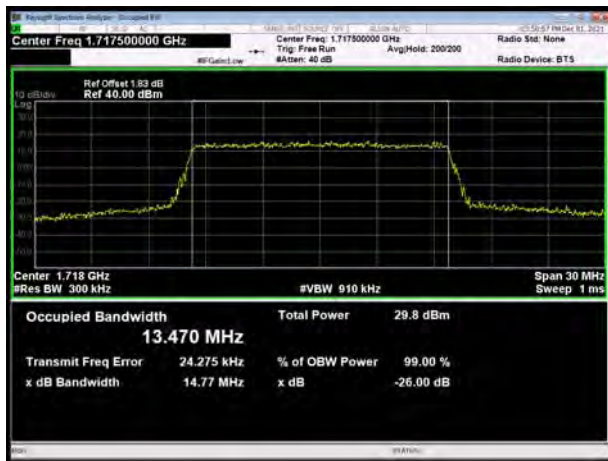


LTE Band 4 QPSK 10MHz CH-High

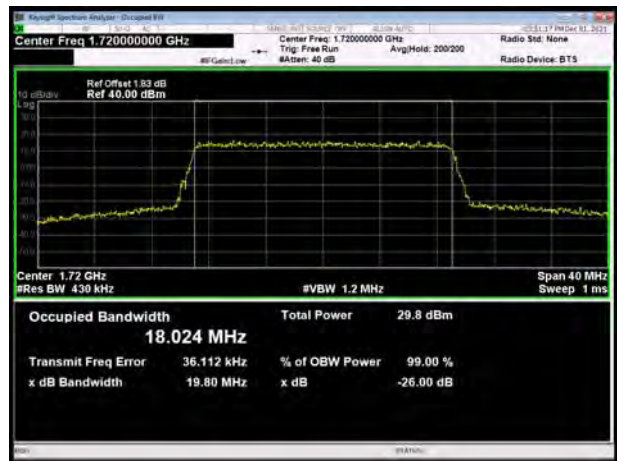




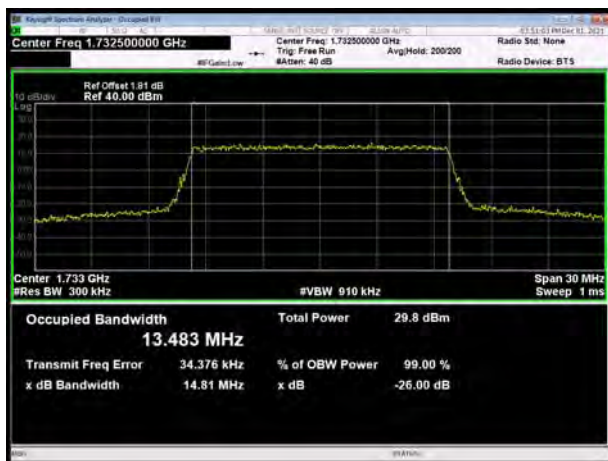
LTE Band 4 QPSK 15MHz CH-Low



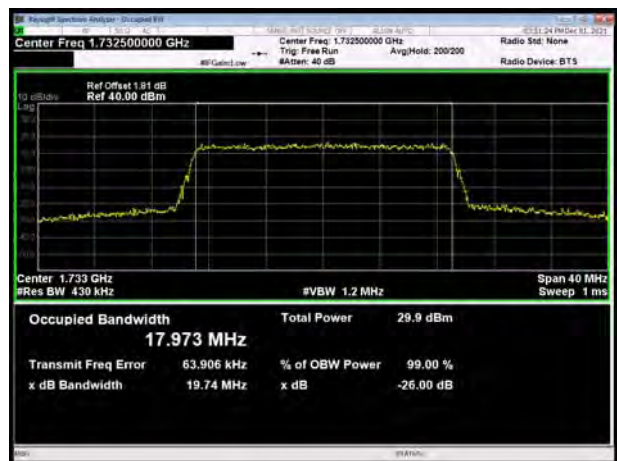
LTE Band 4 QPSK 20MHz CH-Low



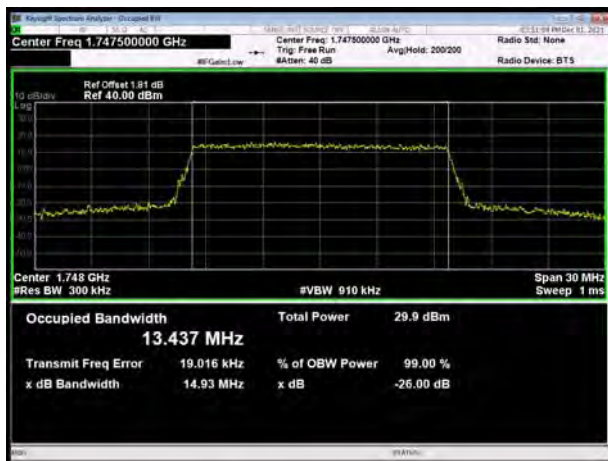
LTE Band 4 QPSK 15MHz CH-Middle



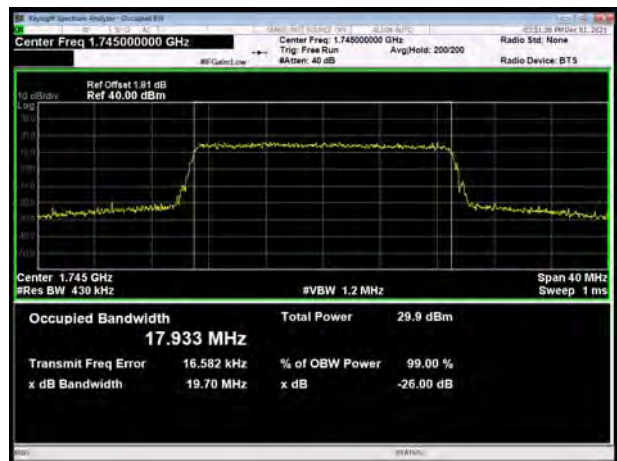
LTE Band 4 QPSK 20MHz CH-Middle



LTE Band 4 QPSK 15MHz CH-High

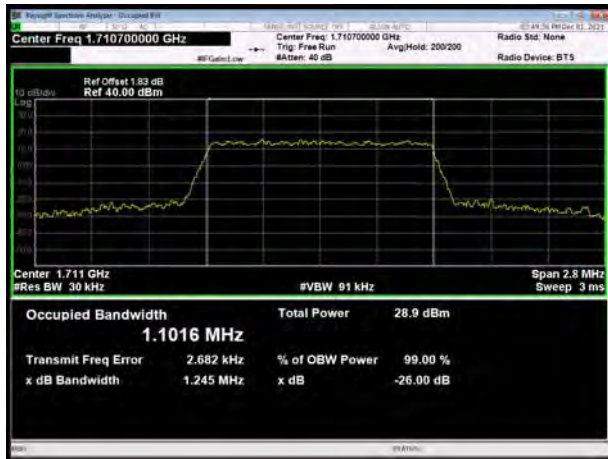


LTE Band 4 QPSK 20MHz CH-High

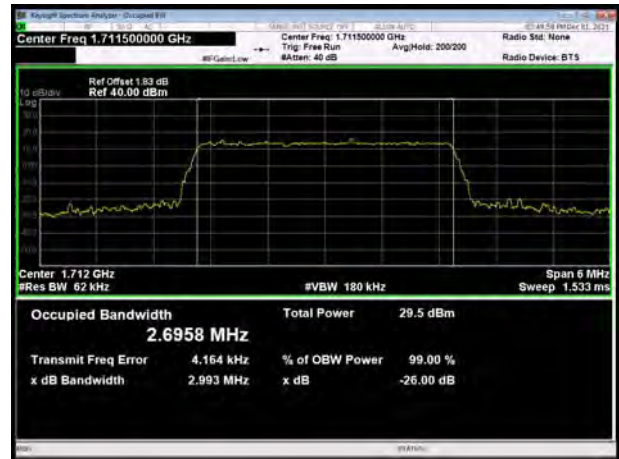




LTE Band 4 16QAM 1.4MHz CH-Low



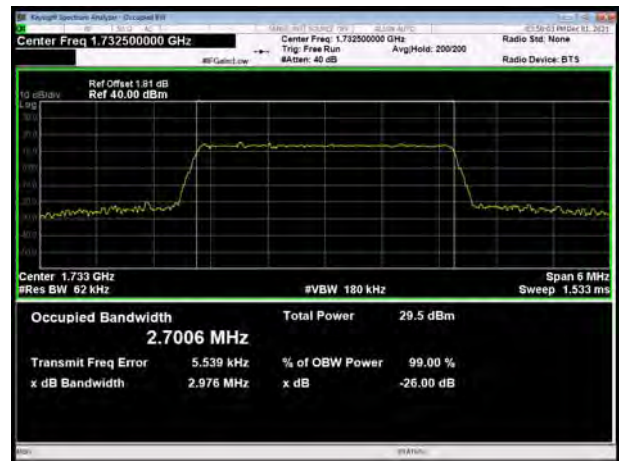
LTE Band 4 16QAM 3MHz CH-Low



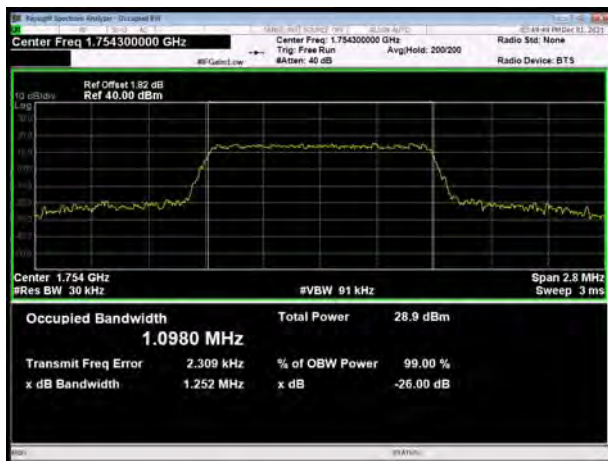
LTE Band 4 16QAM 1.4MHz CH-Middle



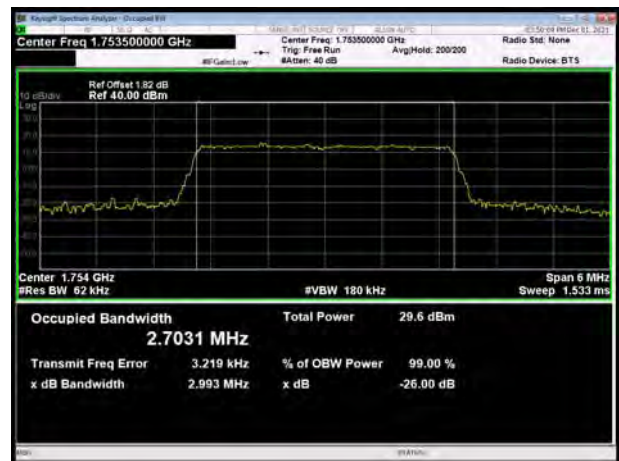
LTE Band 4 16QAM 3MHz CH-Middle



LTE Band 4 16QAM 1.4MHz CH-High

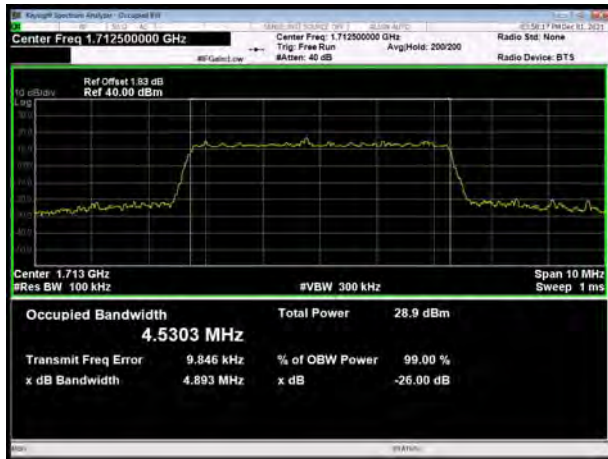


LTE Band 4 16QAM 3MHz CH-High

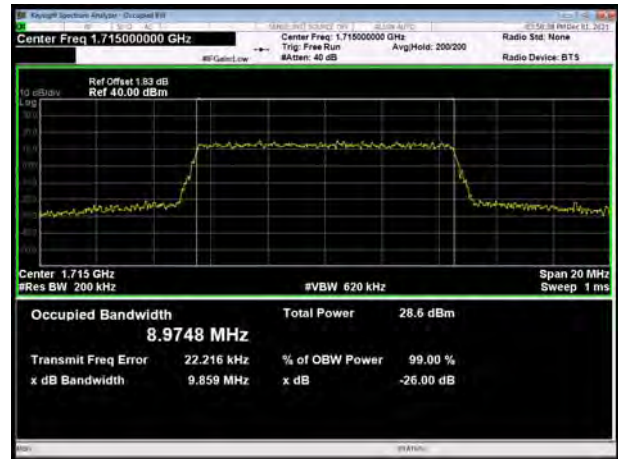




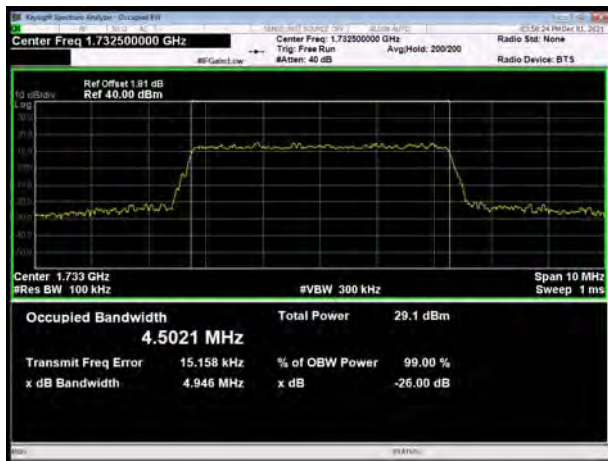
LTE Band 4 16QAM 5MHz CH-Low



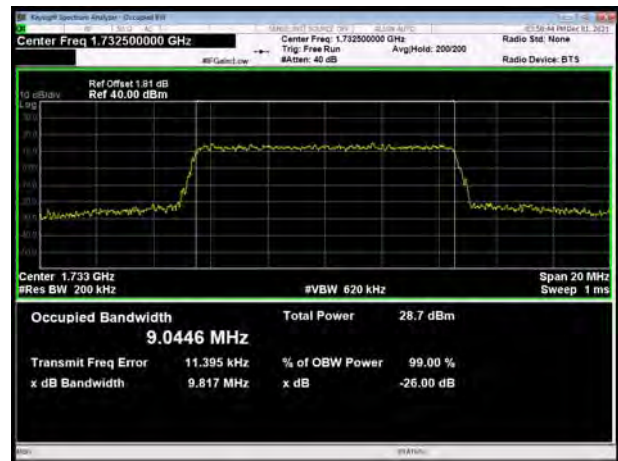
LTE Band 4 16QAM 10MHz CH-Low



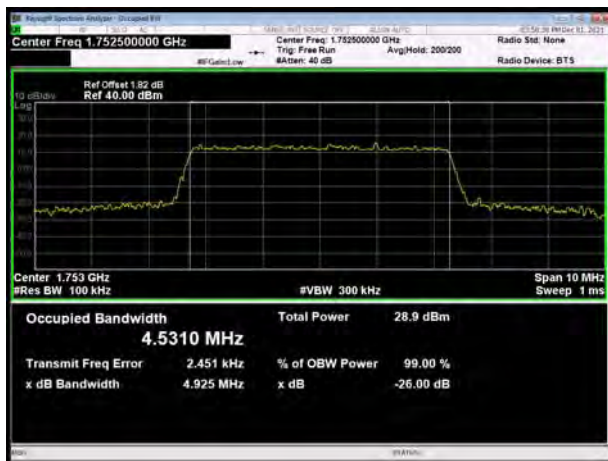
LTE Band 4 16QAM 5MHz CH-Middle



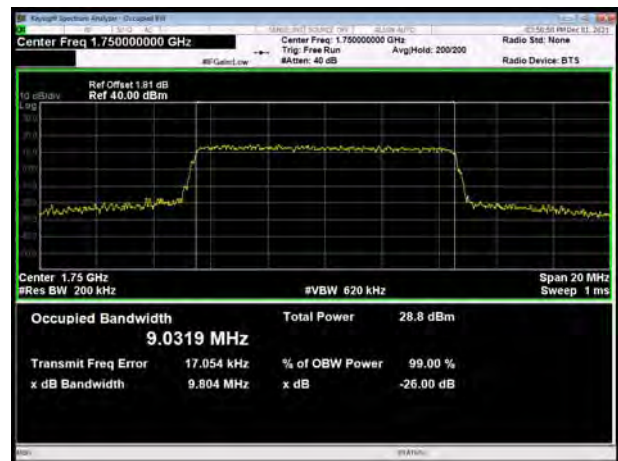
LTE Band 4 16QAM 10MHz CH-Middle



LTE Band 4 16QAM 5MHz CH-High

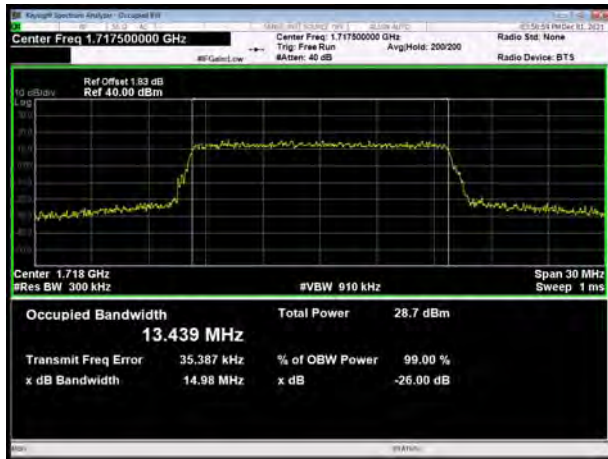


LTE Band 4 16QAM 10MHz CH-High

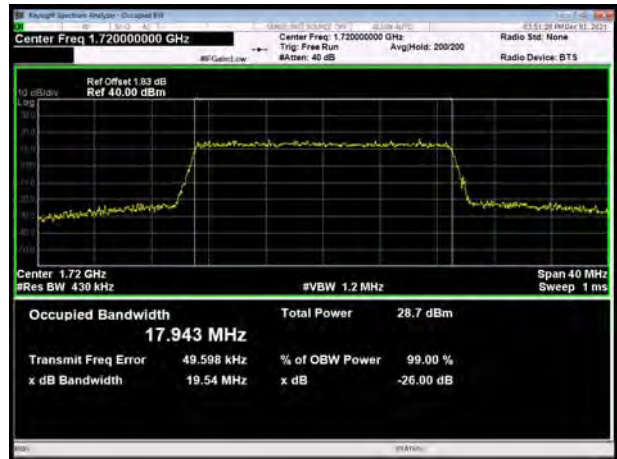




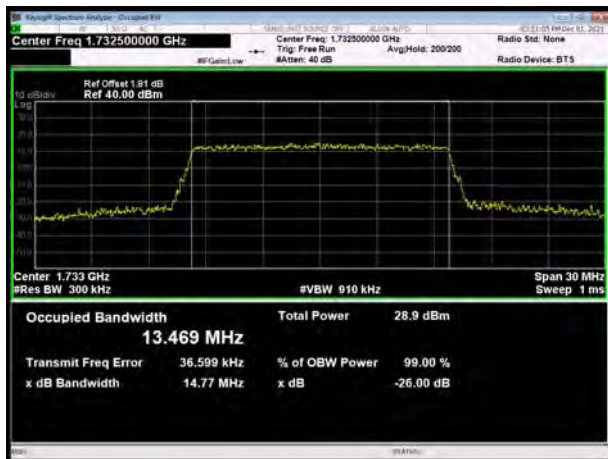
LTE Band 4 16QAM 15MHz CH-Low



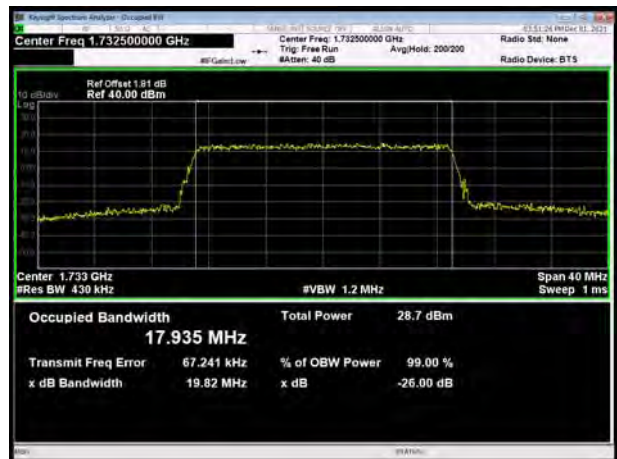
LTE Band 4 16QAM 20MHz CH-Low



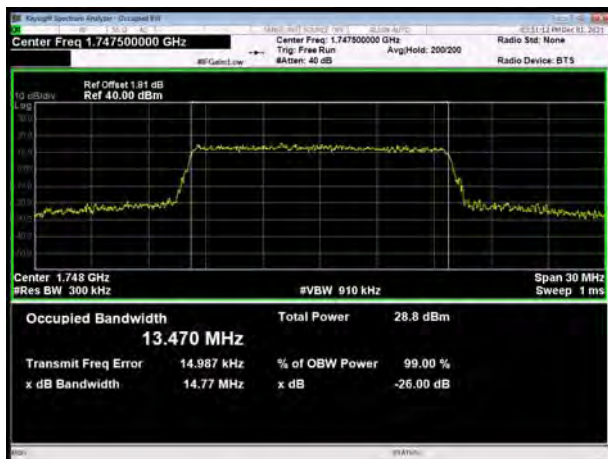
LTE Band 4 16QAM 15MHz CH-Middle



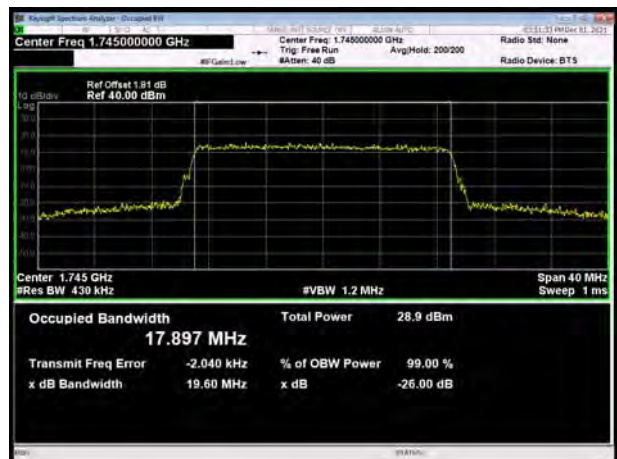
LTE Band 4 16QAM 20MHz CH-Middle



LTE Band 4 16QAM 15MHz CH-High

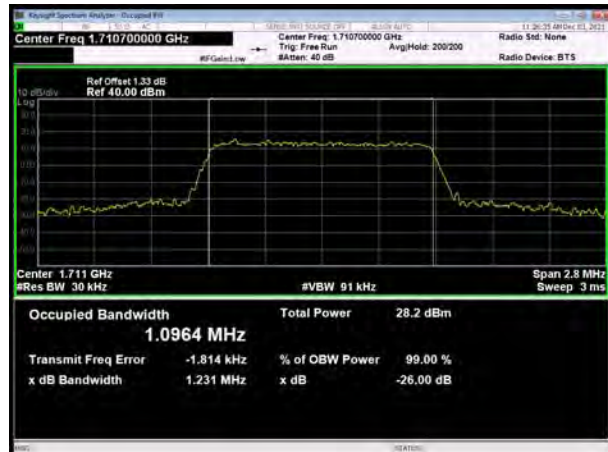


LTE Band 4 16QAM 20MHz CH-High

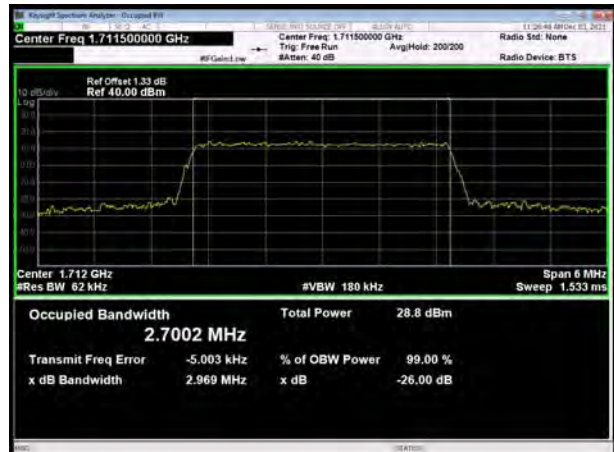




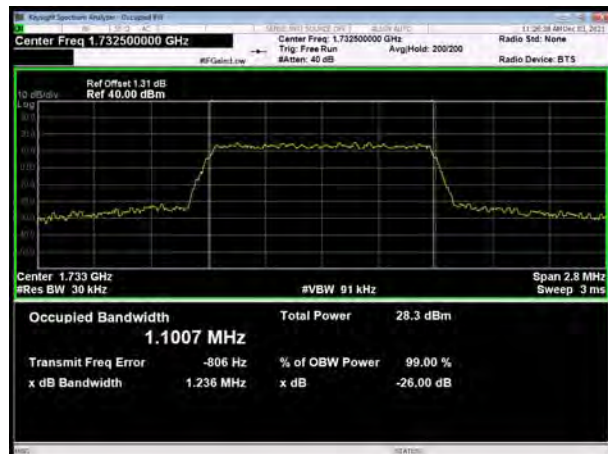
LTE Band 4 1.4MHz 64QAM CH-Low



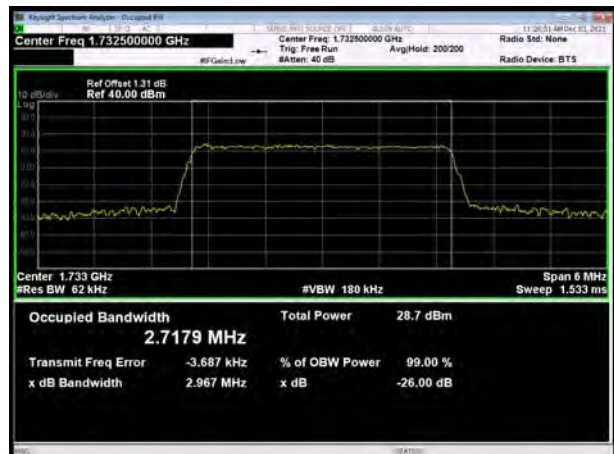
LTE Band 4 3MHz 64QAM CH-Low



LTE Band 4 1.4MHz 64QAM CH-Middle



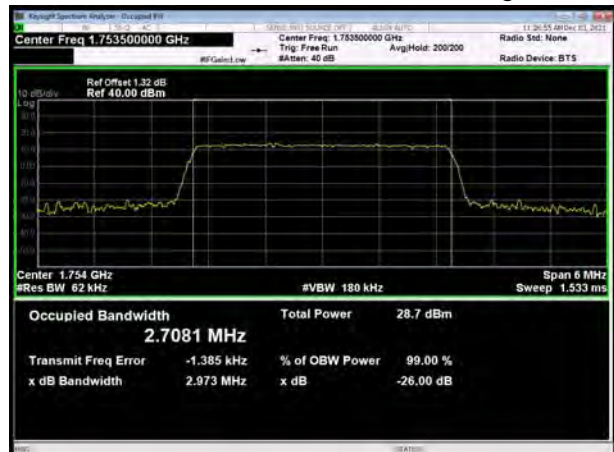
LTE Band 4 3MHz 64QAM CH-Middle

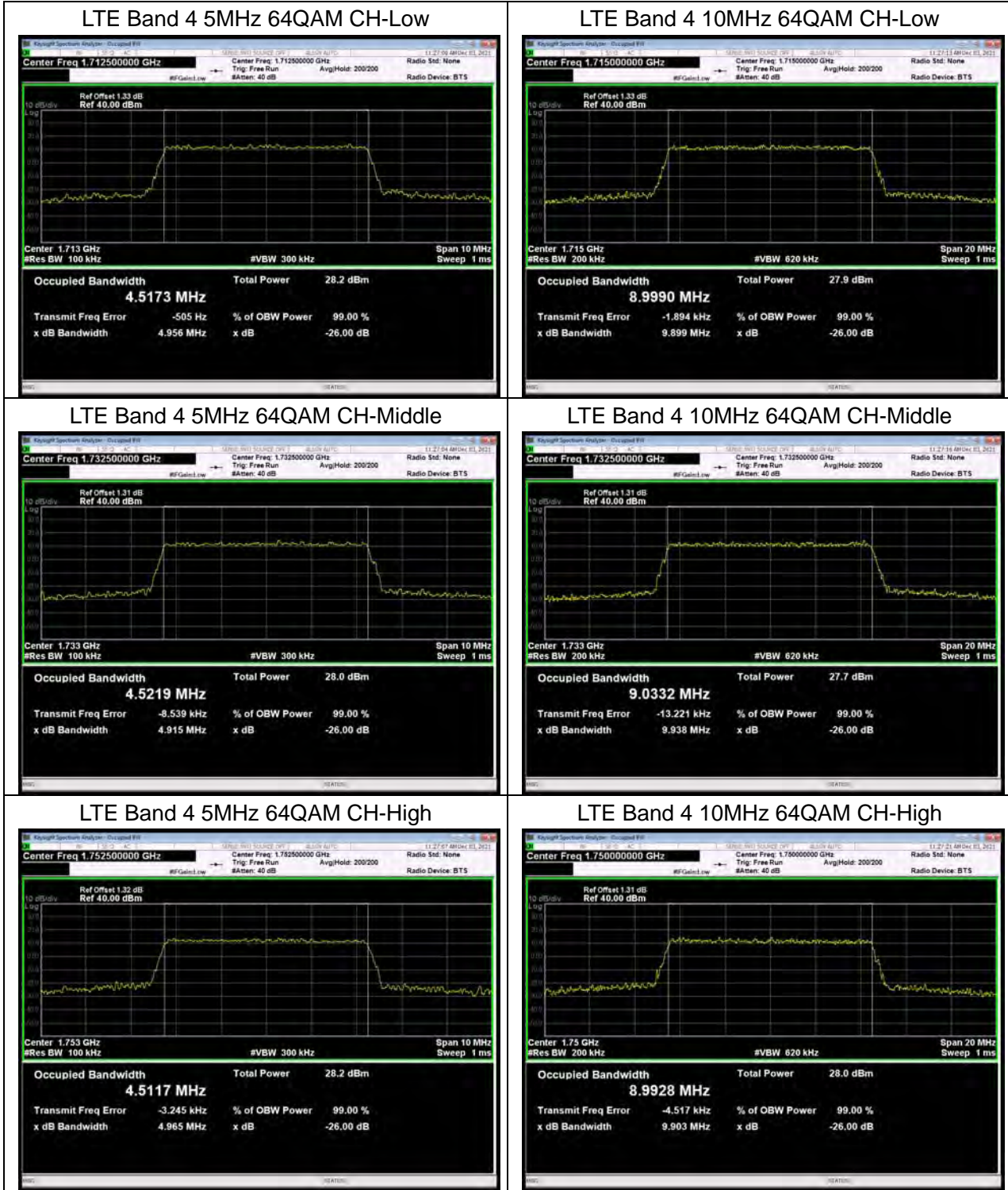


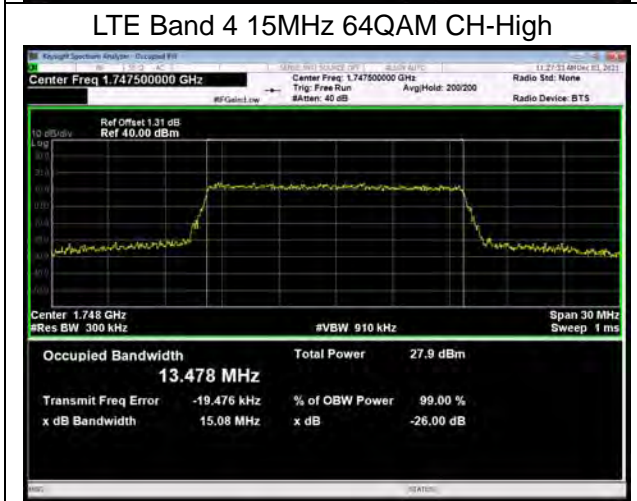
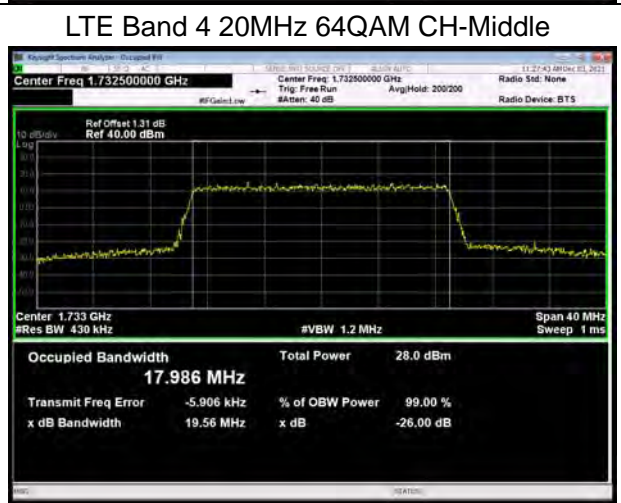
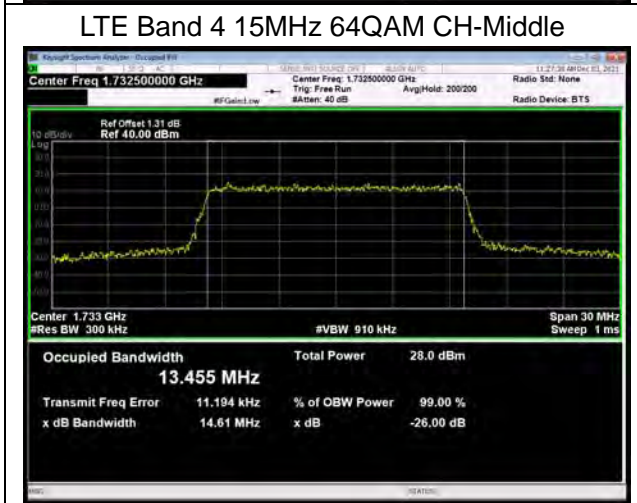
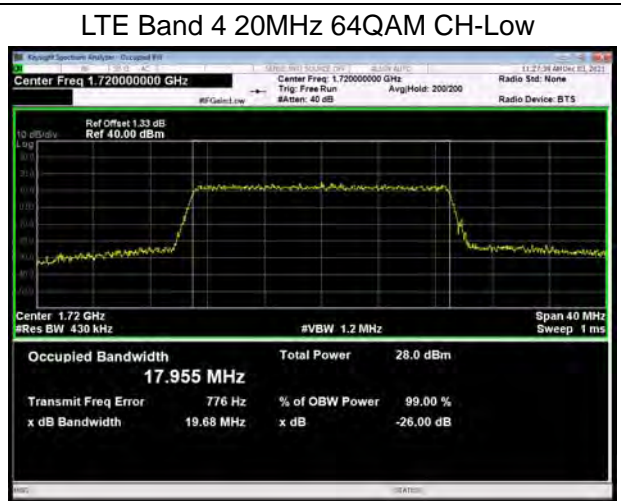
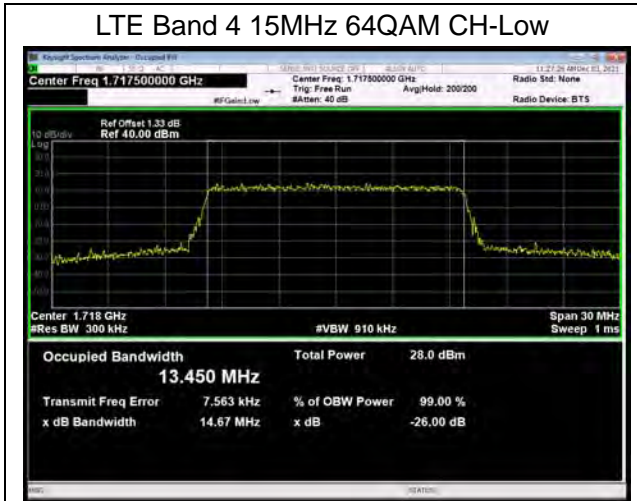
LTE Band 4 1.4MHz 64QAM CH-High



LTE Band 4 3MHz 64QAM CH-High

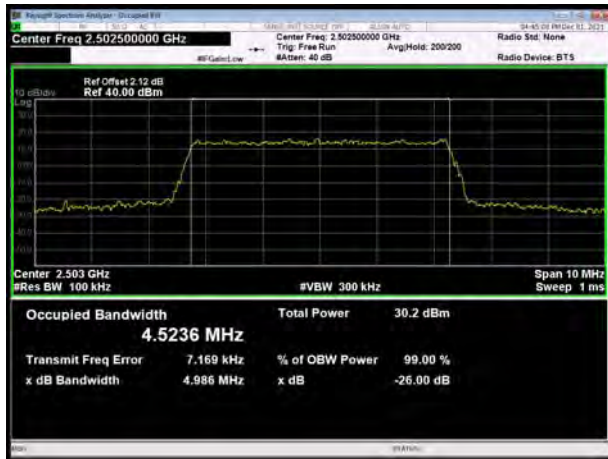




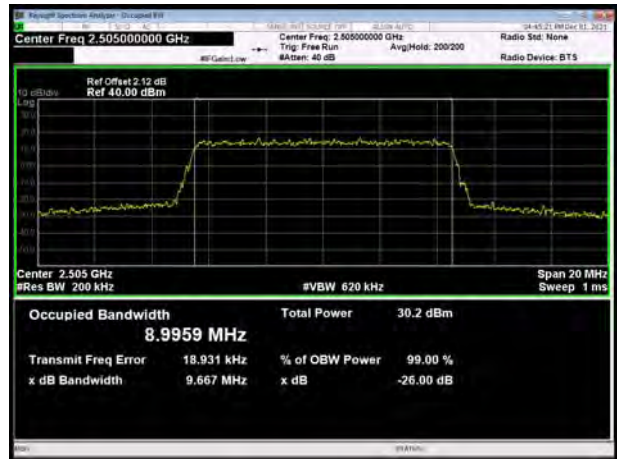




LTE Band 7 QPSK 5MHz CH-Low



LTE Band 7 QPSK 10MHz CH-Low



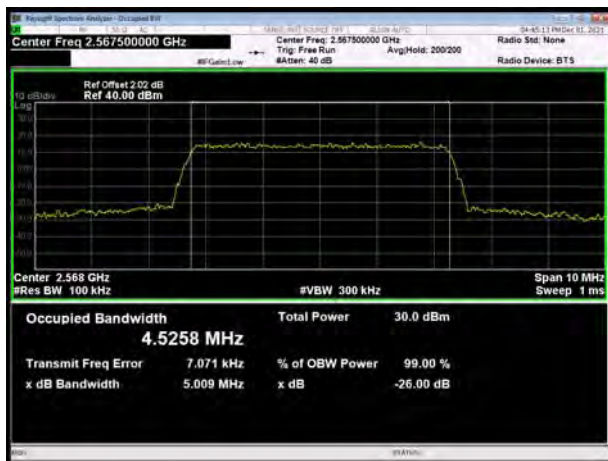
LTE Band 7 QPSK 5MHz CH-Middle



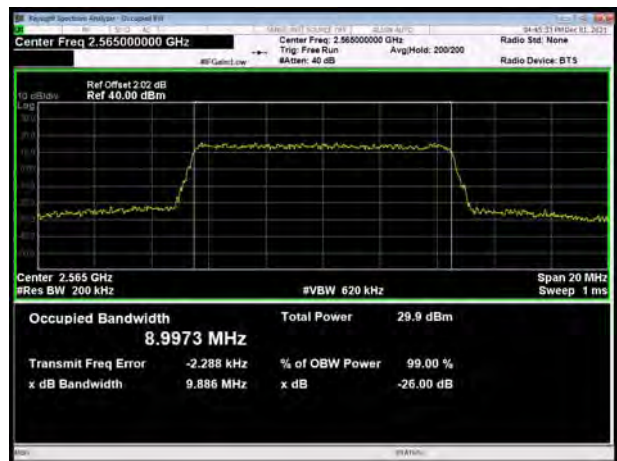
LTE Band 7 QPSK 10MHz CH-Middle



LTE Band 7 QPSK 5MHz CH-High

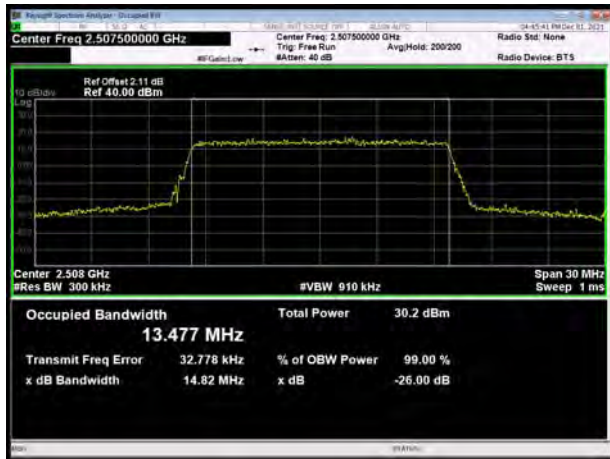


LTE Band 7 QPSK 10MHz CH-High





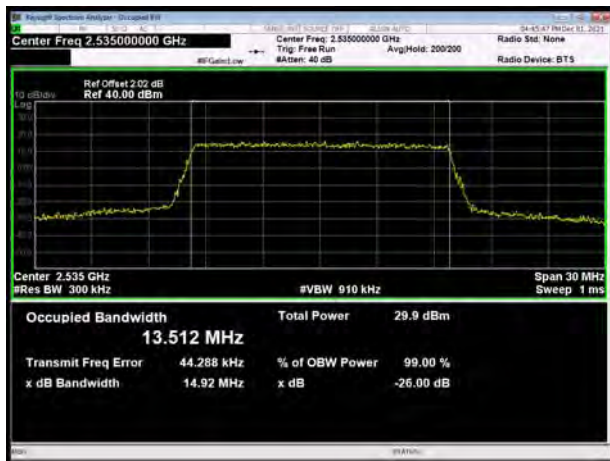
LTE Band 7 QPSK 15MHz CH-Low



LTE Band 7 QPSK 20MHz CH-Low



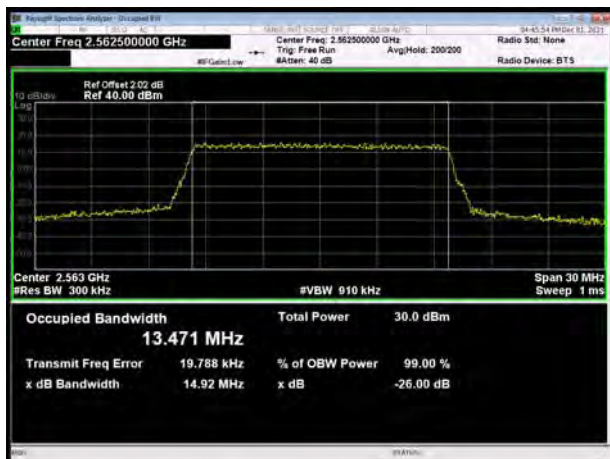
LTE Band 7 QPSK 15MHz CH-Middle



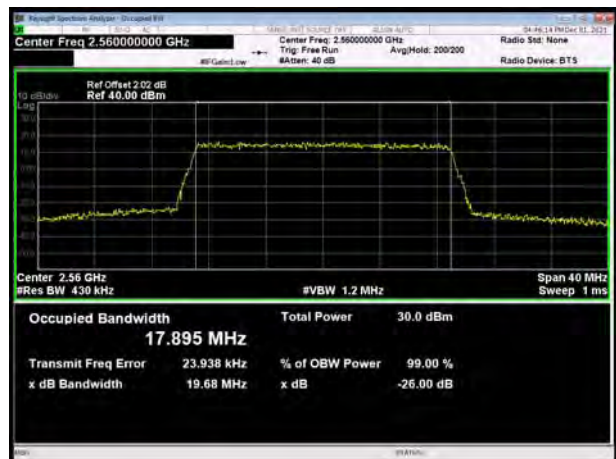
LTE Band 7 QPSK 20MHz CH-Middle



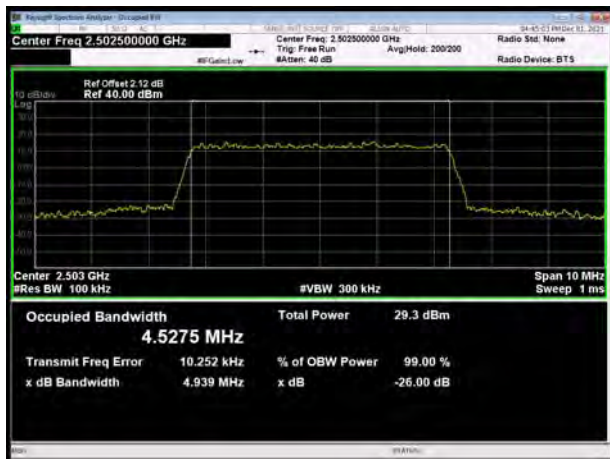
LTE Band 7 QPSK 15MHz CH-High



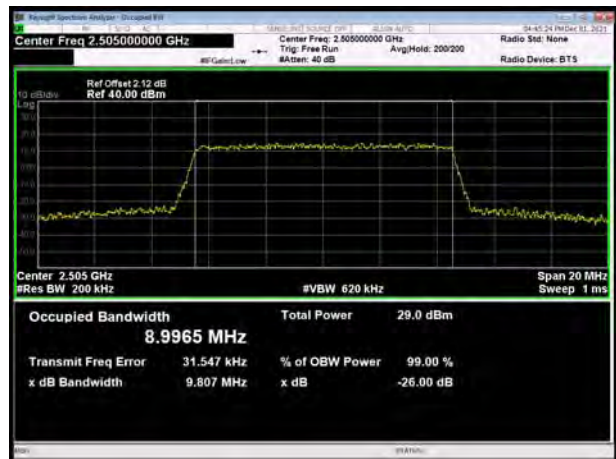
LTE Band 7 QPSK 20MHz CH-High



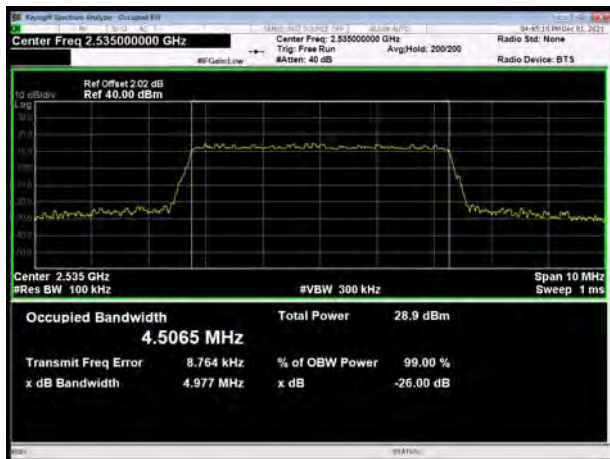
LTE Band 7 16QAM 5MHz CH-Low



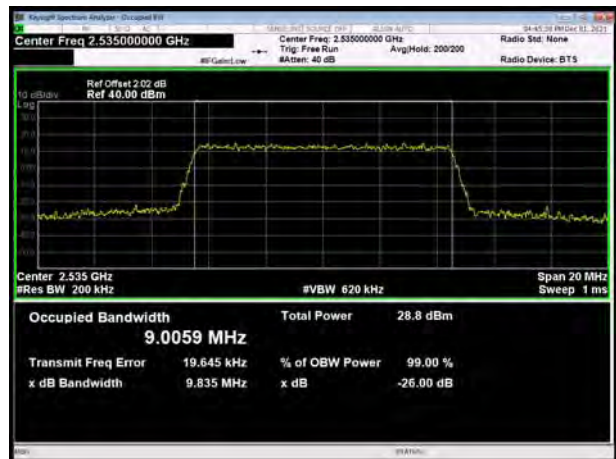
LTE Band 7 16QAM 10MHz CH-Low



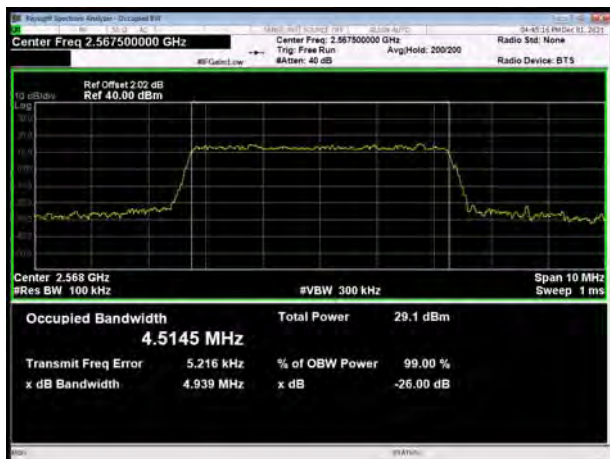
LTE Band 7 16QAM 5MHz CH-Middle



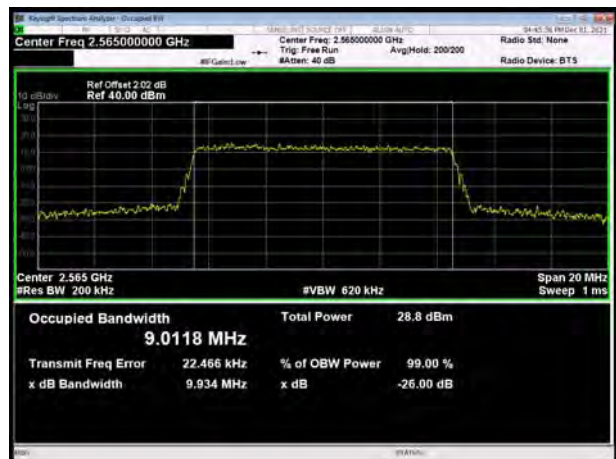
LTE Band 7 16QAM 10MHz CH-Middle



LTE Band 7 16QAM 5MHz CH-High

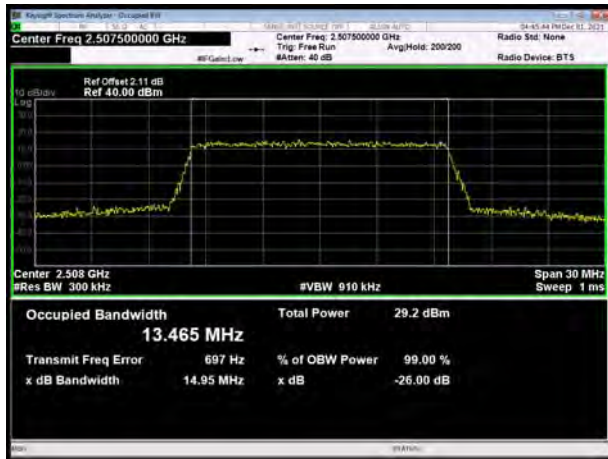


LTE Band 7 16QAM 10MHz CH-High





LTE Band 7 16QAM 15MHz CH-Low



LTE Band 7 16QAM 20MHz CH-Low



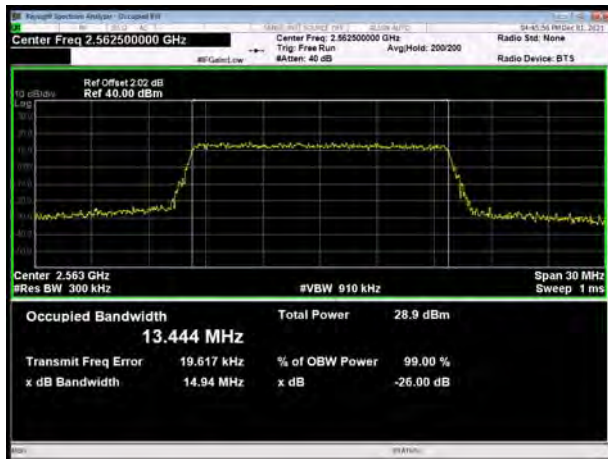
LTE Band 7 16QAM 15MHz CH-Middle



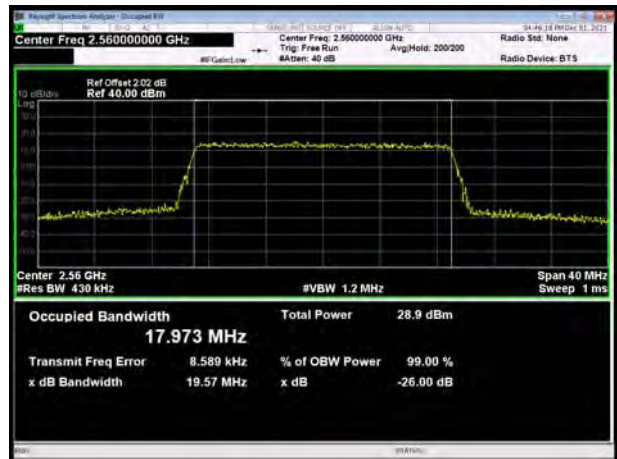
LTE Band 7 16QAM 20MHz CH-Middle



LTE Band 7 16QAM 15MHz CH-High

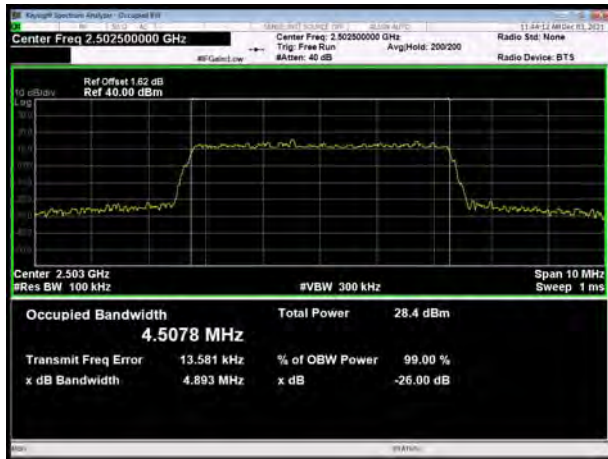


LTE Band 7 16QAM 20MHz CH-High

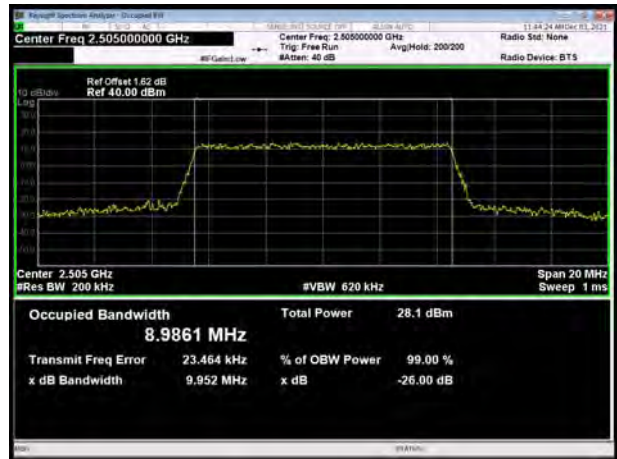




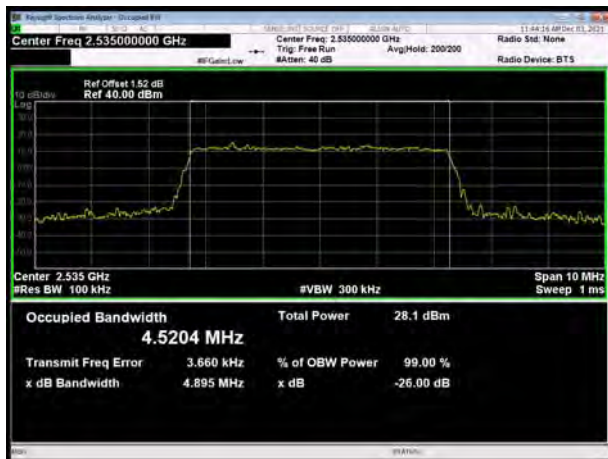
LTE Band 7 64QAM 5MHz CH-Low



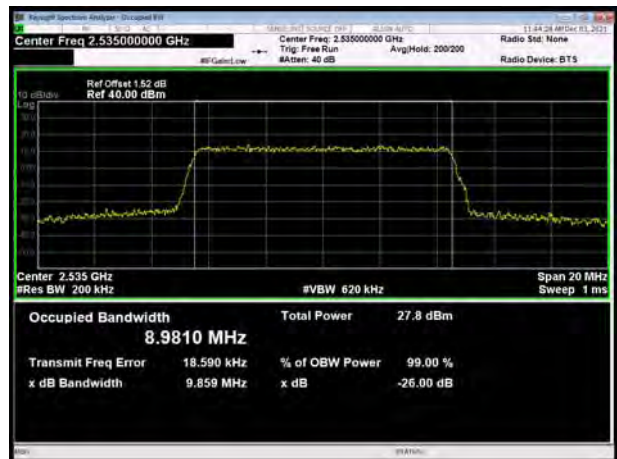
LTE Band 7 64QAM 10MHz CH-Low



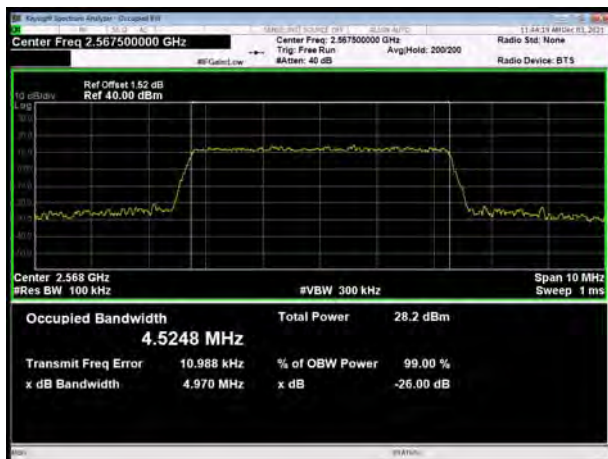
LTE Band 7 64QAM 5MHz CH-Middle



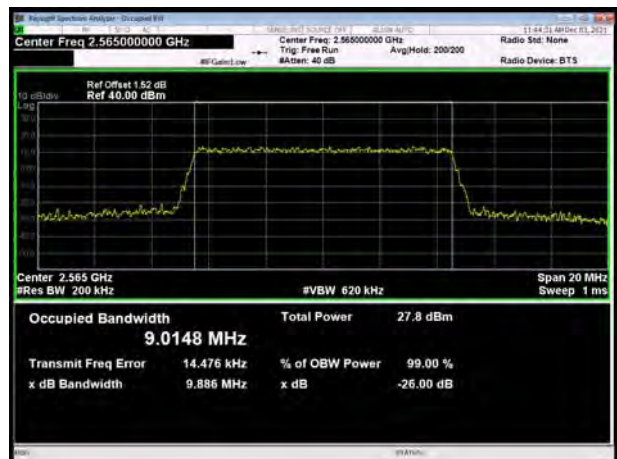
LTE Band 7 64QAM 10MHz CH-Middle



LTE Band 7 64QAM 5MHz CH-High

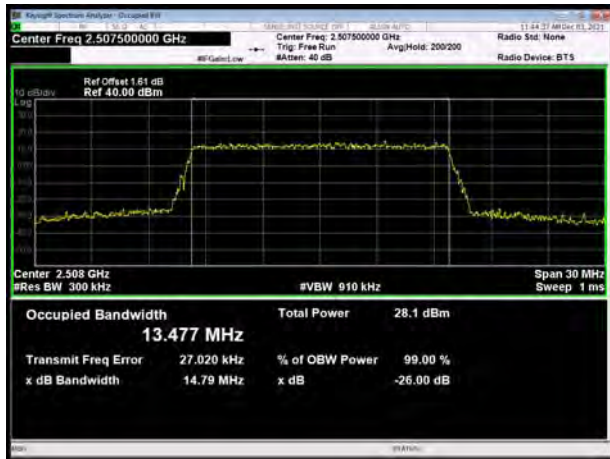


LTE Band 7 64QAM 10MHz CH-High

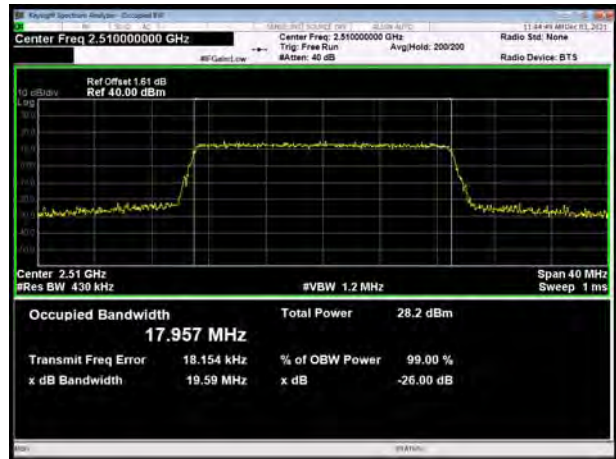




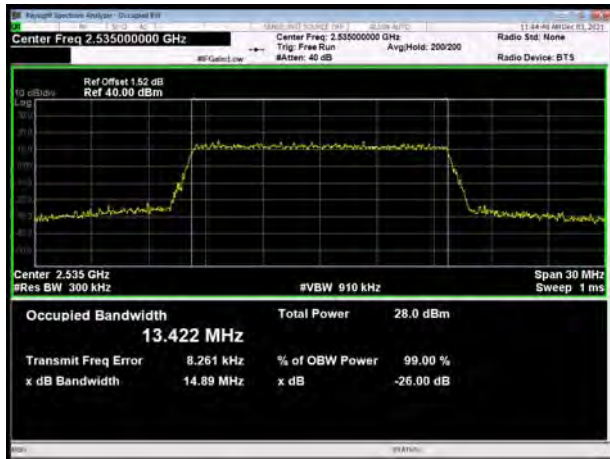
LTE Band 7 64QAM 15MHz CH-Low



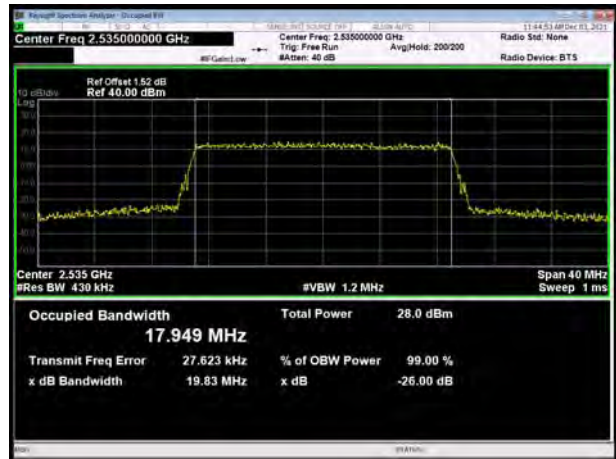
LTE Band 7 64QAM 20MHz CH-Low



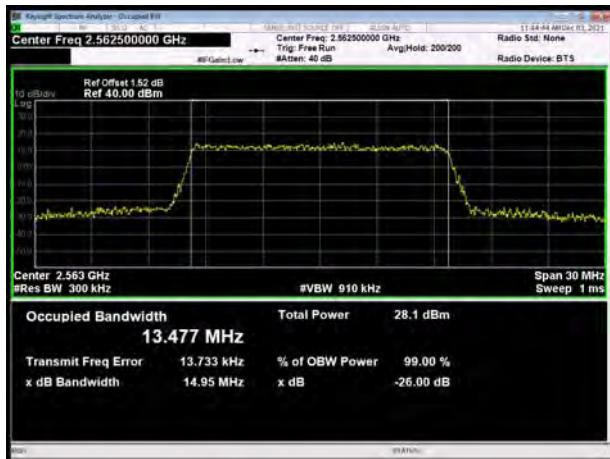
LTE Band 7 64QAM 15MHz CH-Middle



LTE Band 7 64QAM 20MHz CH-Middle



LTE Band 7 64QAM 15MHz CH-High

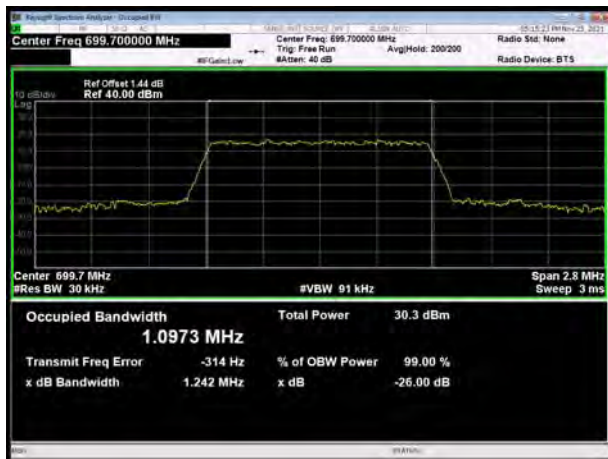


LTE Band 7 64QAM 20MHz CH-High





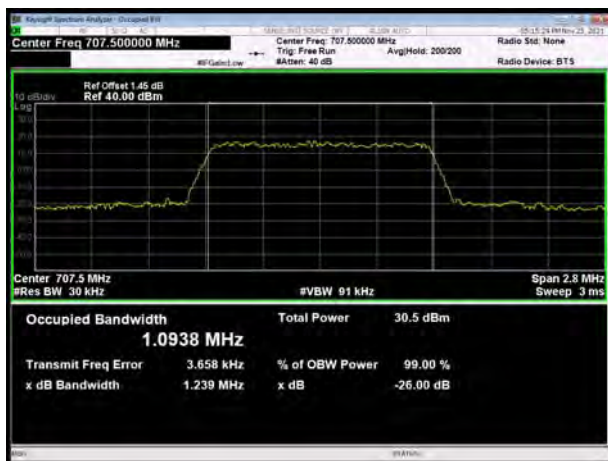
LTE Band 12 QPSK 1.4MHz CH-Low



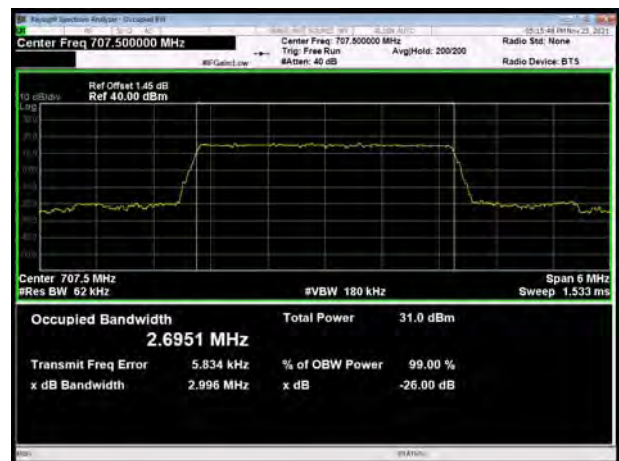
LTE Band 12 QPSK 3MHz CH-Low



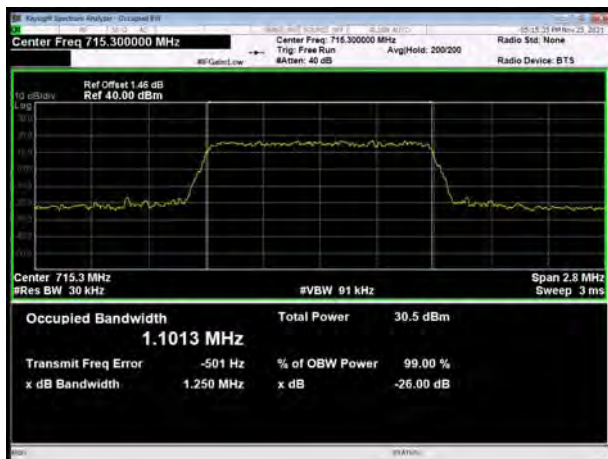
LTE Band 12 QPSK 1.4MHz CH-Middle



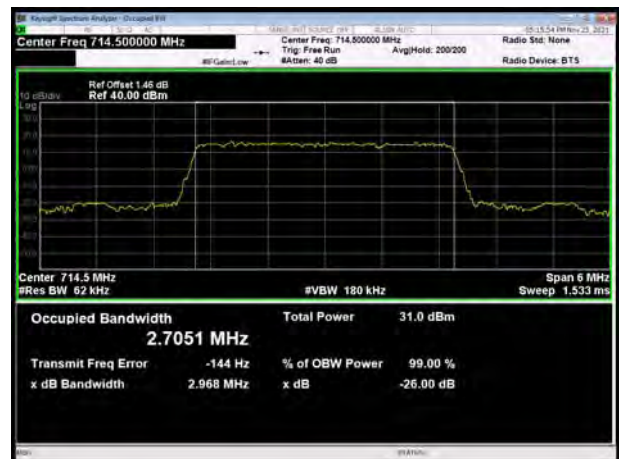
LTE Band 12 QPSK 3MHz CH-Middle



LTE Band 12 QPSK 1.4MHz CH-High

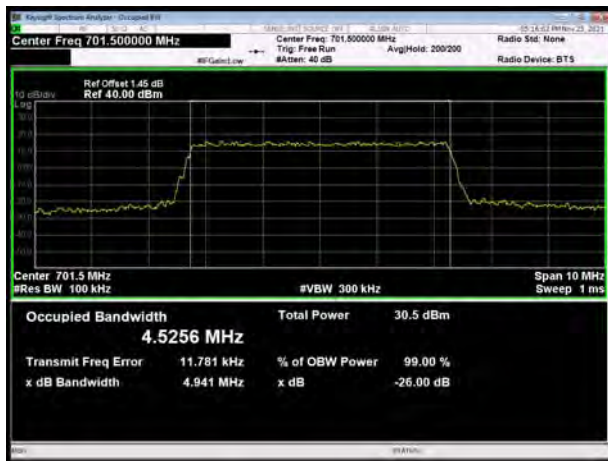


LTE Band 12 QPSK 3MHz CH-High

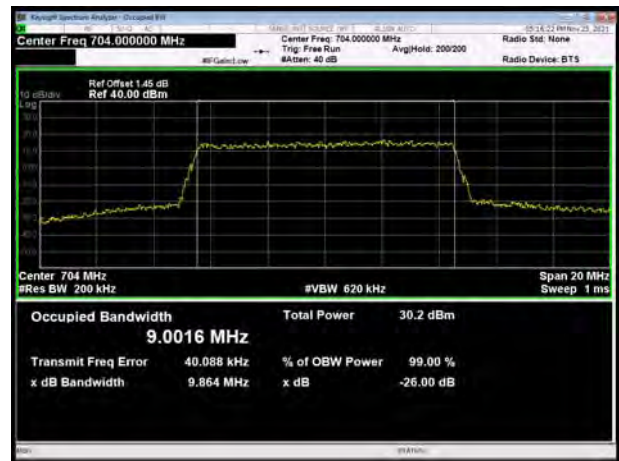




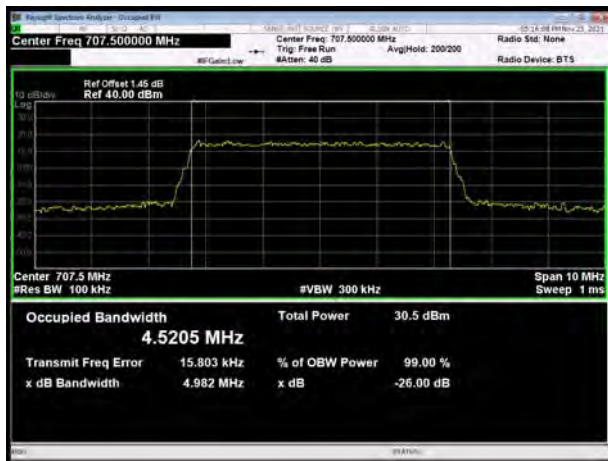
LTE Band 12 QPSK 5MHz CH-Low



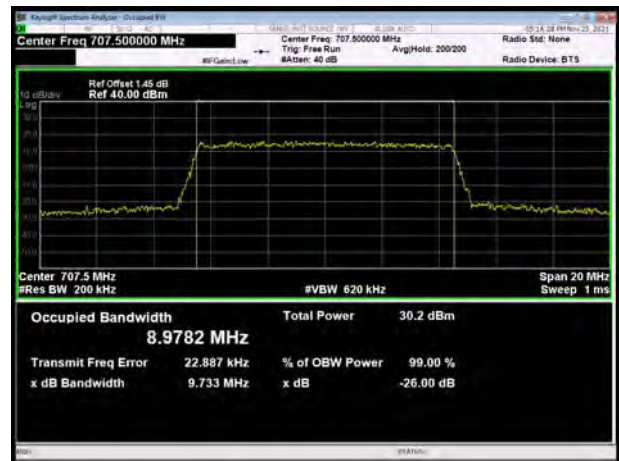
LTE Band 12 QPSK 10MHz CH-Low



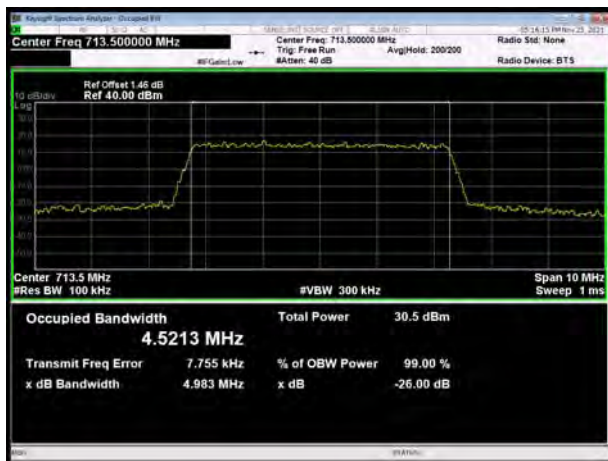
LTE Band 12 QPSK 5MHz CH-Middle



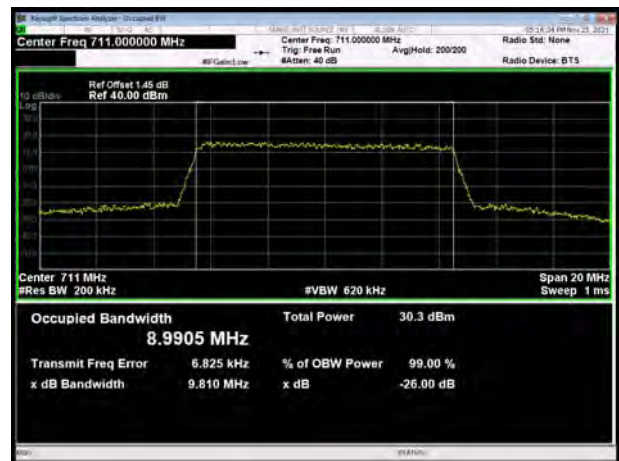
LTE Band 12 QPSK 10MHz CH-Middle



LTE Band 12 QPSK 5MHz CH-High

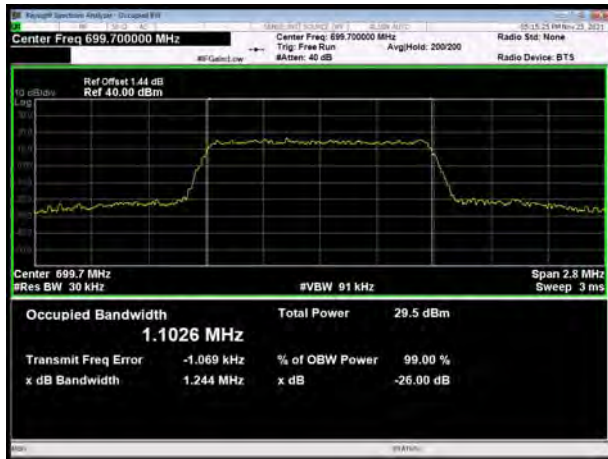


LTE Band 12 QPSK 10MHz CH-High

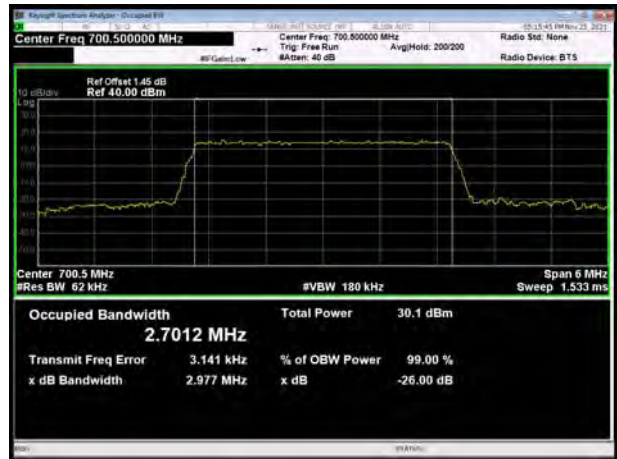




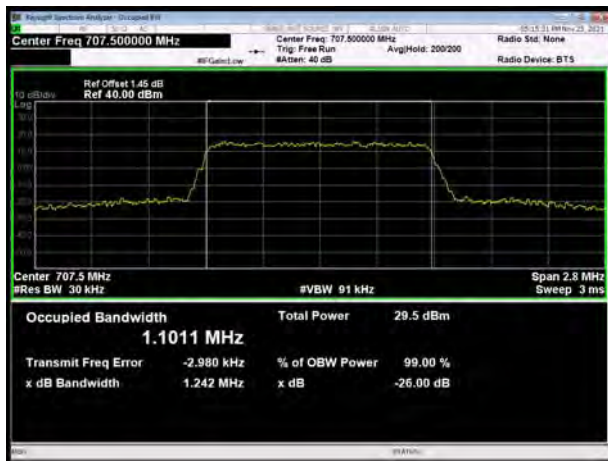
LTE Band 12 16QAM 1.4MHz CH-Low



LTE Band 12 16QAM 3MHz CH-Low



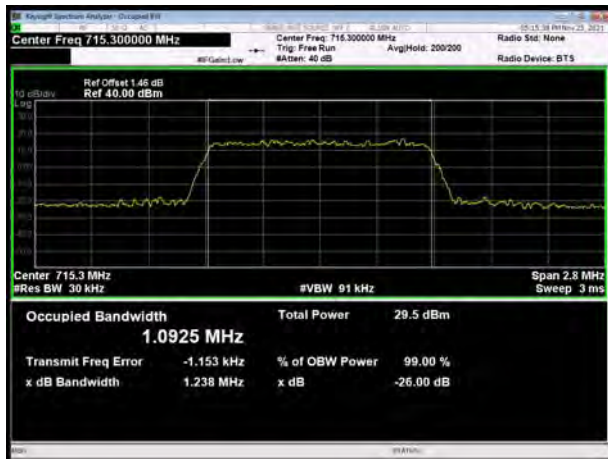
LTE Band 12 16QAM 1.4MHz CH-Middle



LTE Band 12 16QAM 3MHz CH-Middle



LTE Band 12 16QAM 1.4MHz CH-High

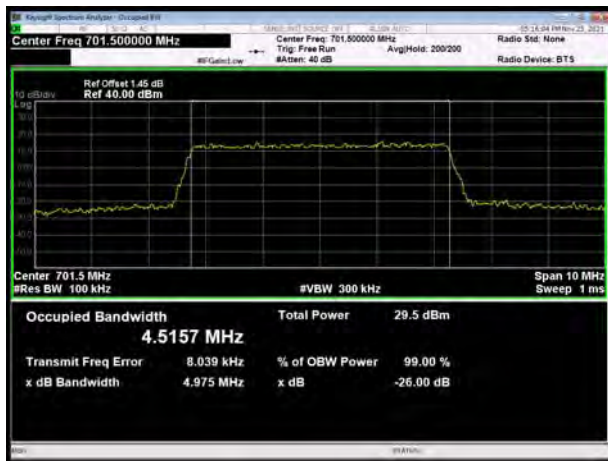


LTE Band 12 16QAM 3MHz CH-High





LTE Band 12 16QAM 5MHz CH-Low



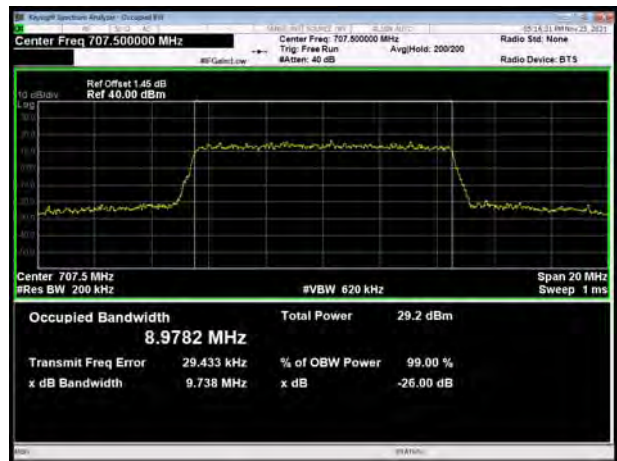
LTE Band 12 16QAM 10MHz CH-Low



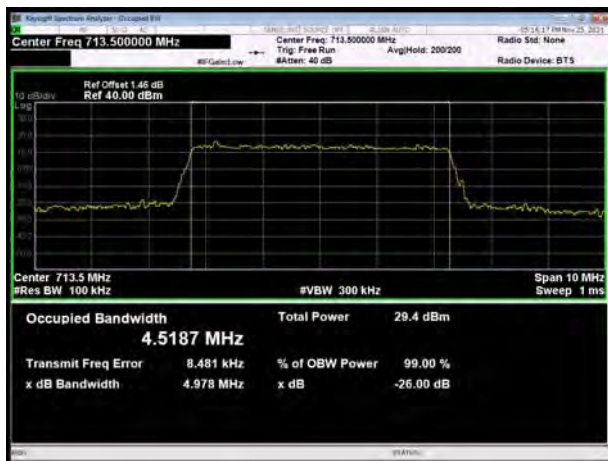
LTE Band 12 16QAM 5MHz CH-Middle



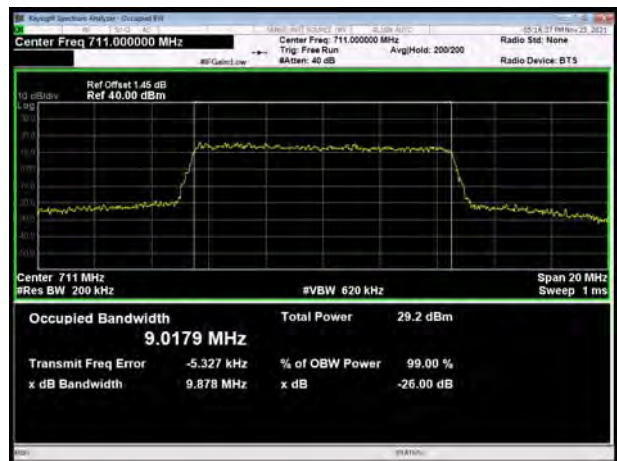
LTE Band 12 16QAM 10MHz CH-Middle



LTE Band 12 16QAM 5MHz CH-High

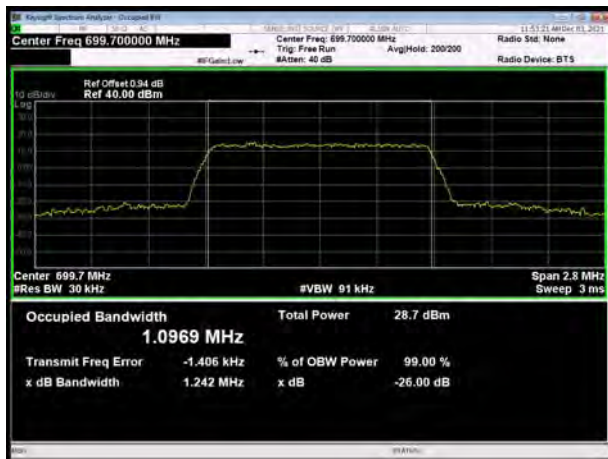


LTE Band 12 16QAM 10MHz CH-High

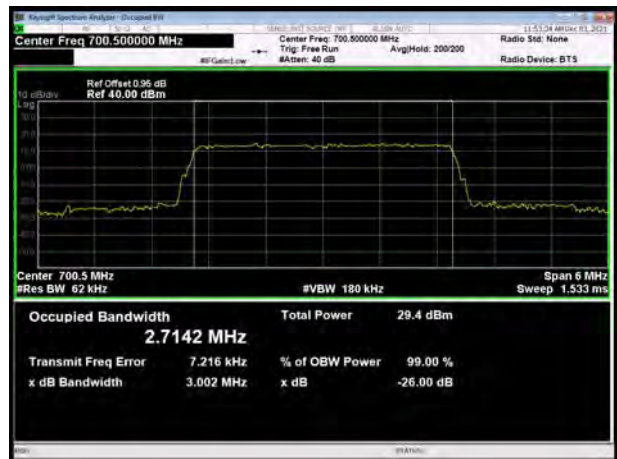




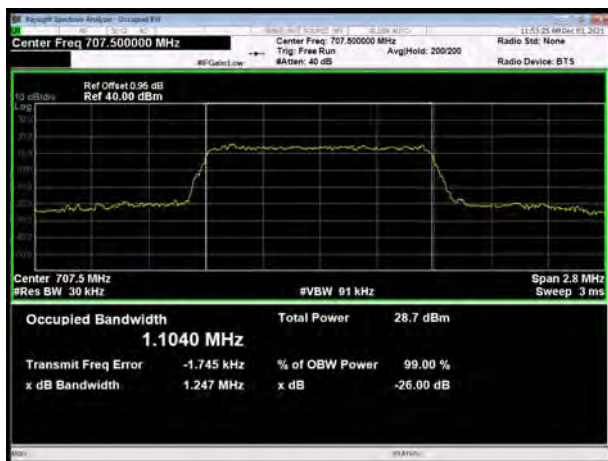
LTE Band 12 64QAM 1.4MHz CH-Low



LTE Band 12 64QAM 3MHz CH-Low



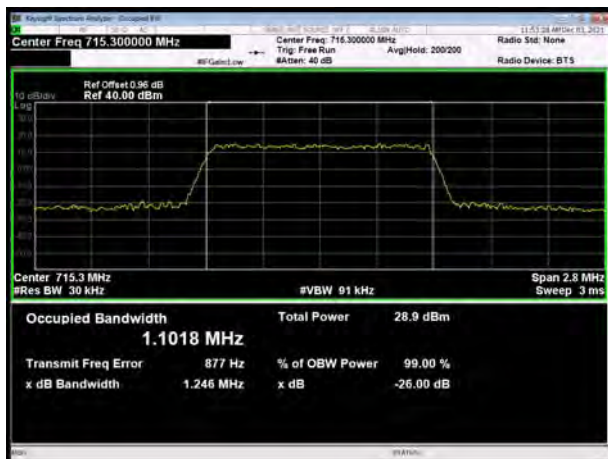
LTE Band 12 64QAM 1.4MHz CH-Middle



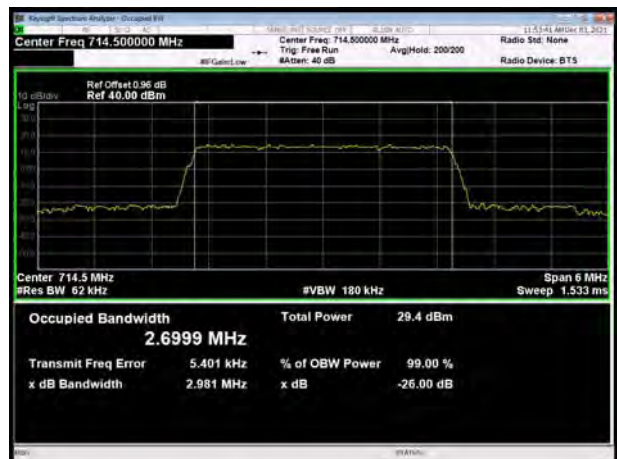
LTE Band 12 64QAM 3MHz CH-Middle



LTE Band 12 64QAM 1.4MHz CH-High

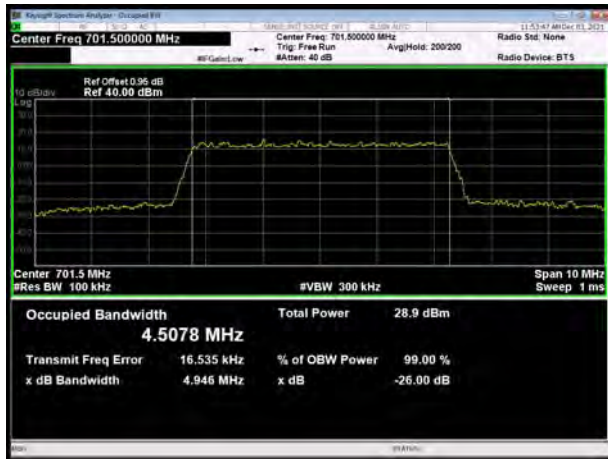


LTE Band 12 64QAM 3MHz CH-High





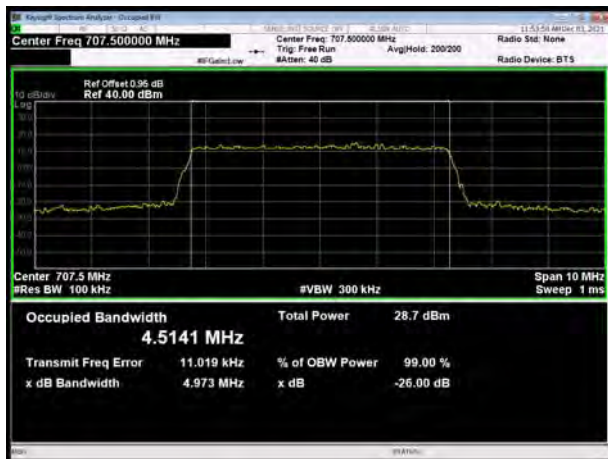
LTE Band 12 64QAM 5MHz CH-Low



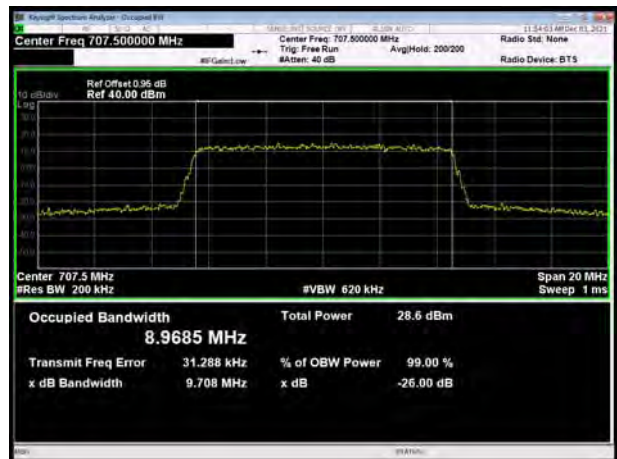
LTE Band 12 64QAM 10MHz CH-Low



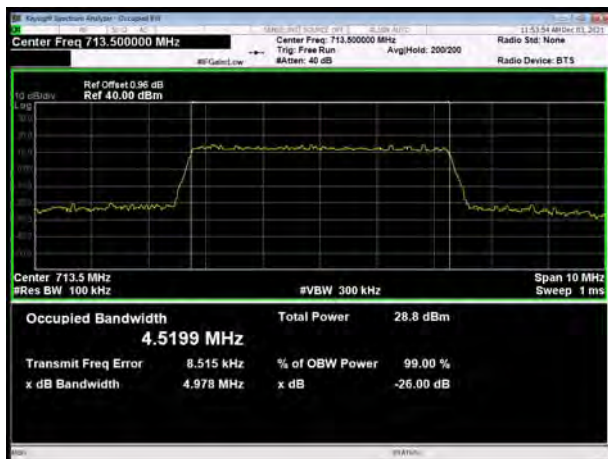
LTE Band 12 64QAM 5MHz CH-Middle



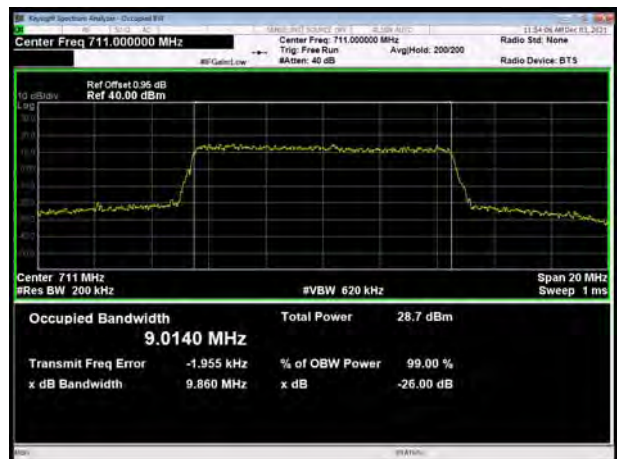
LTE Band 12 64QAM 10MHz CH-Middle



LTE Band 12 64QAM 5MHz CH-High

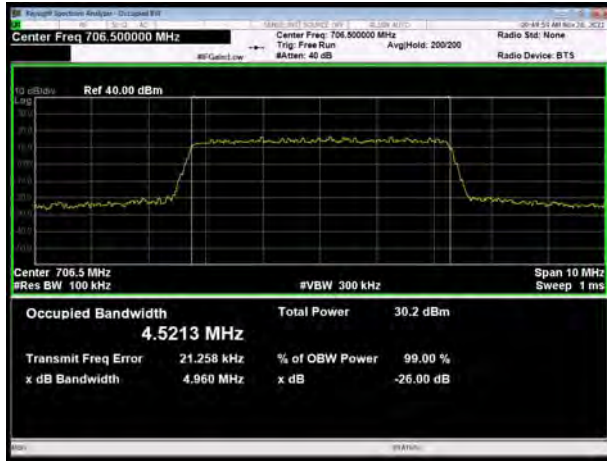


LTE Band 12 64QAM 10MHz CH-High

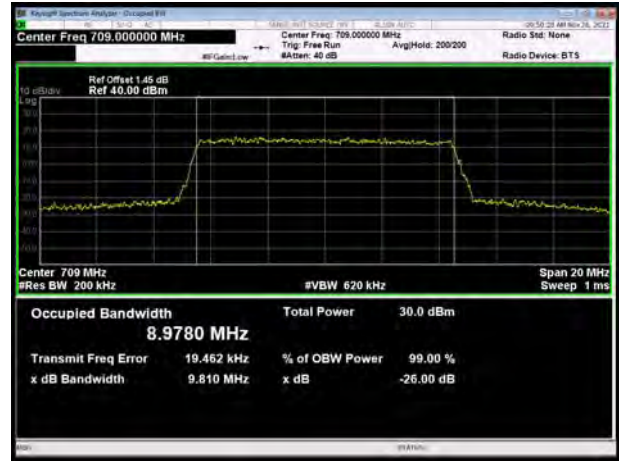




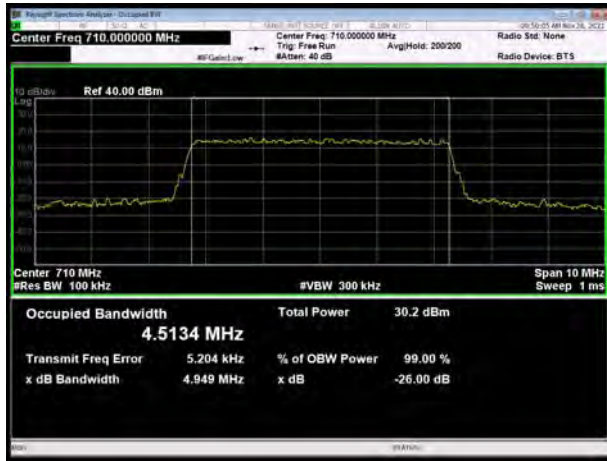
LTE Band 17 QPSK 5MHz CH-Low



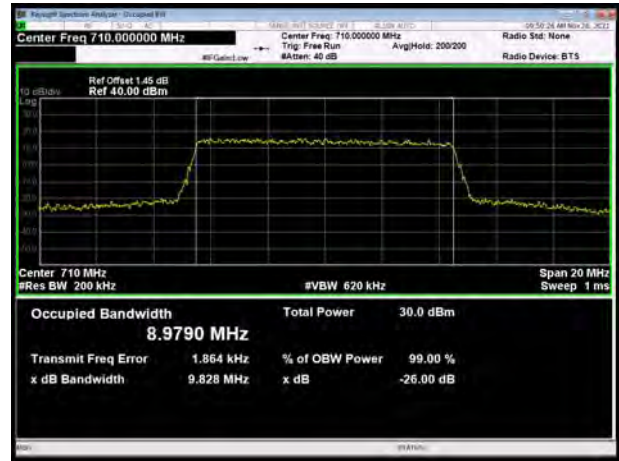
LTE Band 17 QPSK 10MHz CH-Low



LTE Band 17 QPSK 5MHz CH-Middle



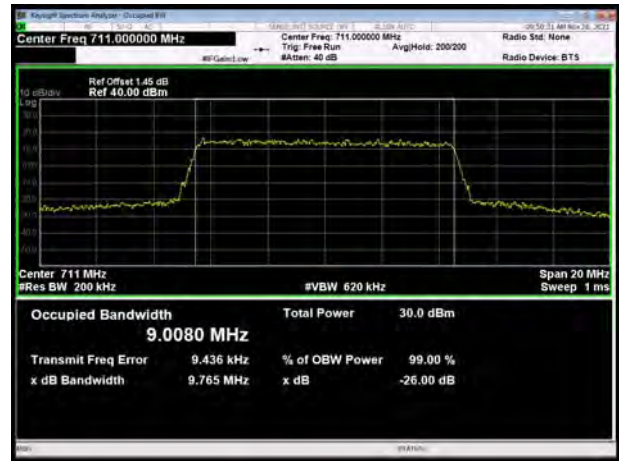
LTE Band 17 QPSK 10MHz CH-Middle



LTE Band 17 QPSK 5MHz CH-High

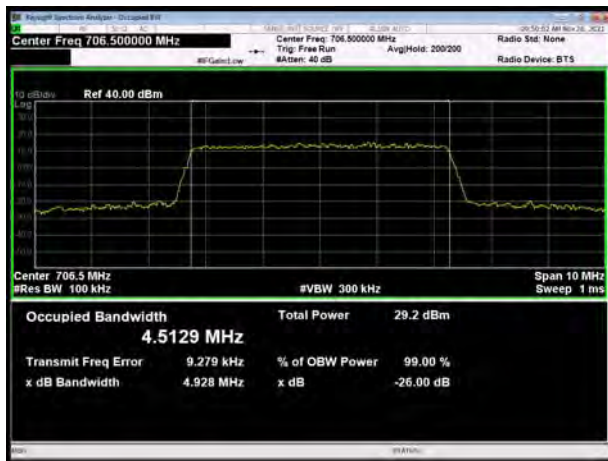


LTE Band 17 QPSK 10MHz CH-High

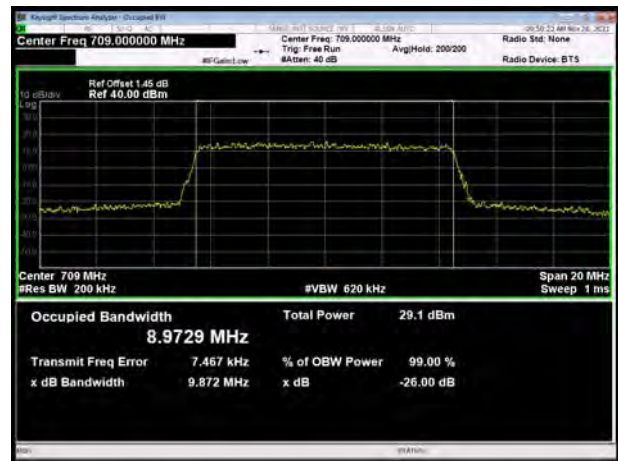




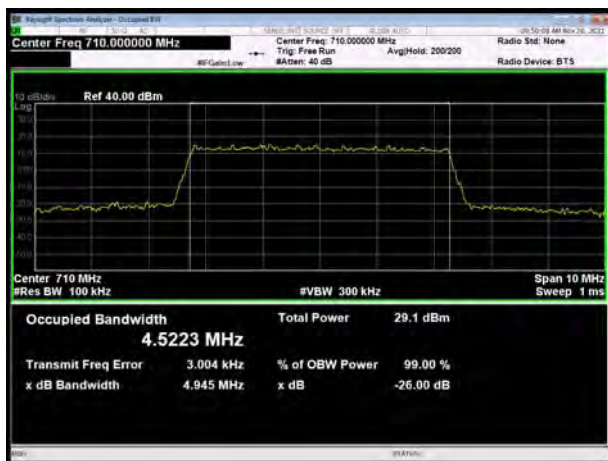
LTE Band 17 16QAM 5MHz CH-Low



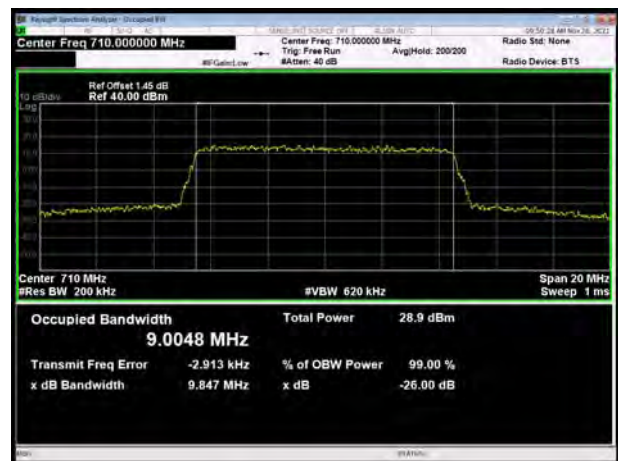
LTE Band 17 16QAM 10MHz CH-Low



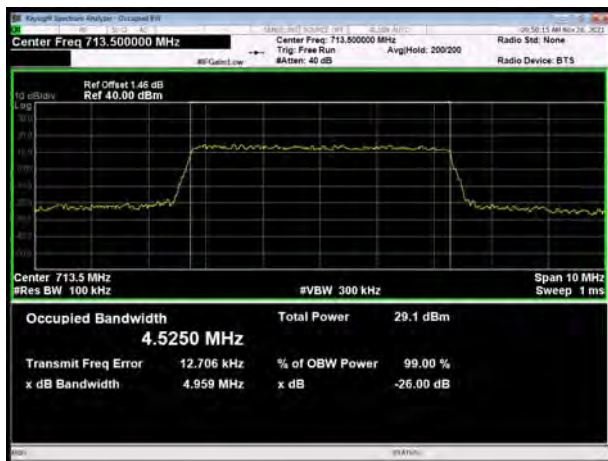
LTE Band 17 16QAM 5MHz CH-Middle



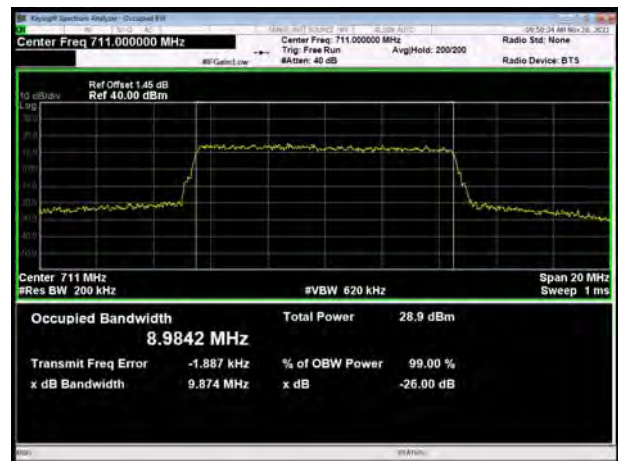
LTE Band 17 16QAM 10MHz CH-Middle



LTE Band 17 16QAM 5MHz CH-High

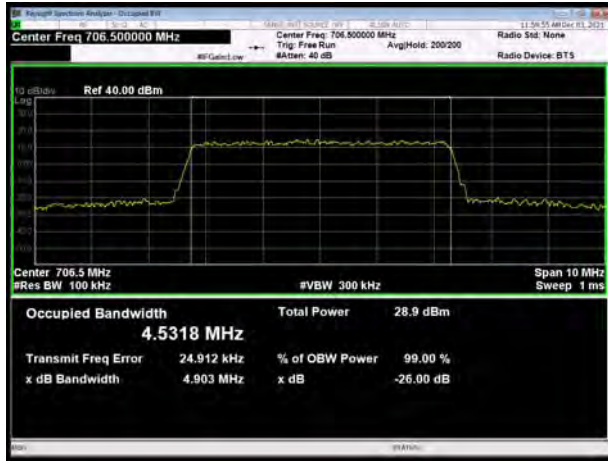


LTE Band 17 16QAM 10MHz CH-High

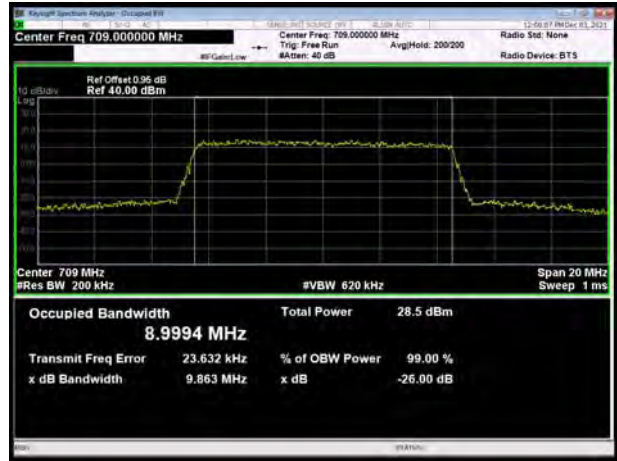




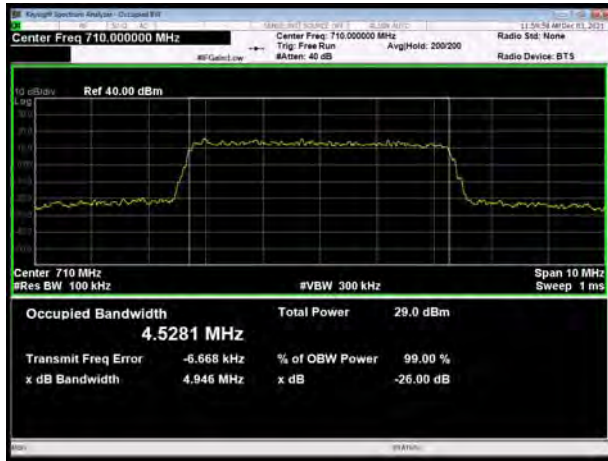
LTE Band 17 64QAM 5MHz CH-Low



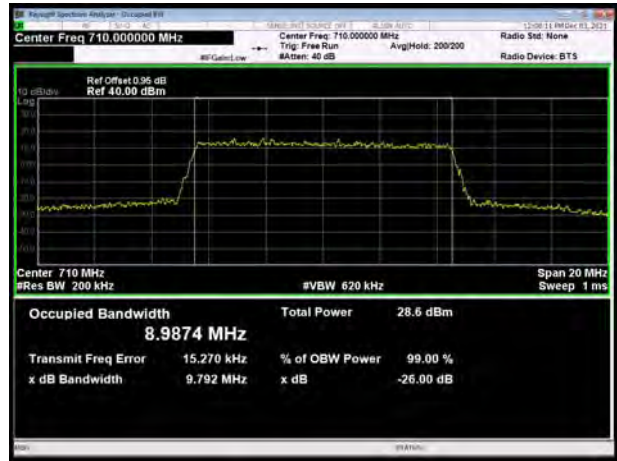
LTE Band 17 64QAM 10MHz CH-Low



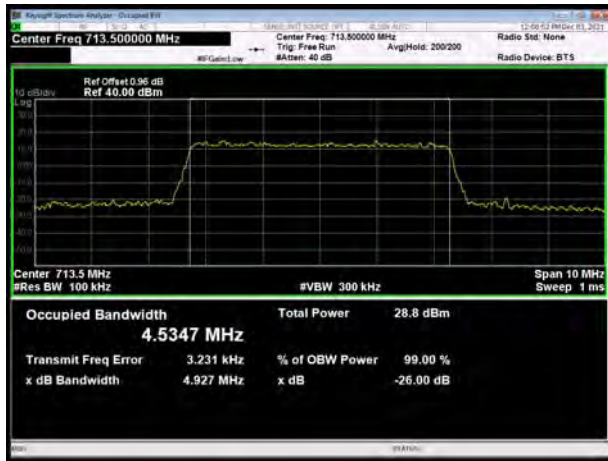
LTE Band 17 64QAM 5MHz CH-Middle



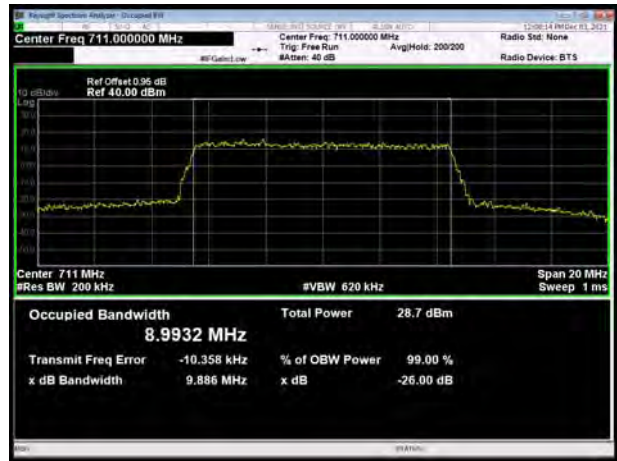
LTE Band 17 64QAM 10MHz CH-Middle



LTE Band 17 64QAM 5MHz CH-High

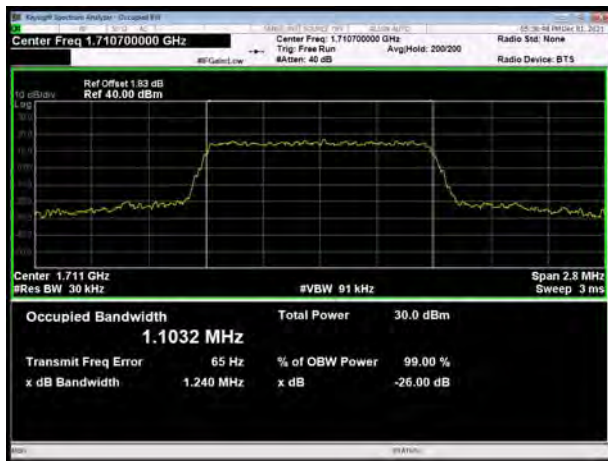


LTE Band 17 64QAM 10MHz CH-High

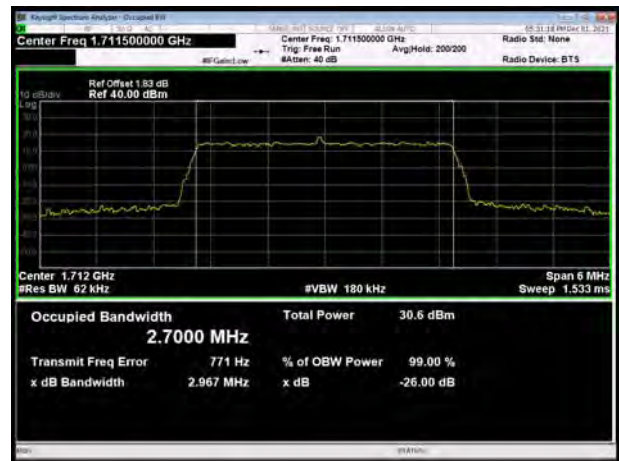




LTE Band 66 QPSK 1.4MHz CH-Low



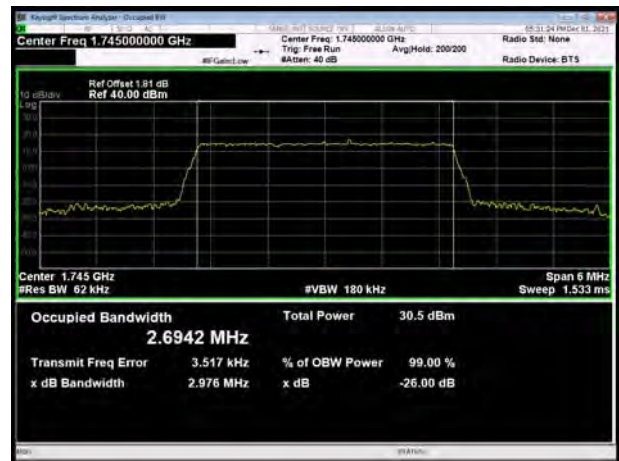
LTE Band 66 QPSK 3MHz CH-Low



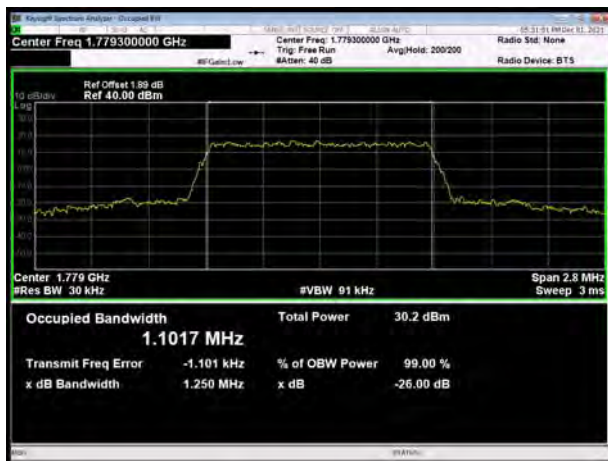
LTE Band 66 QPSK 1.4MHz CH-Middle



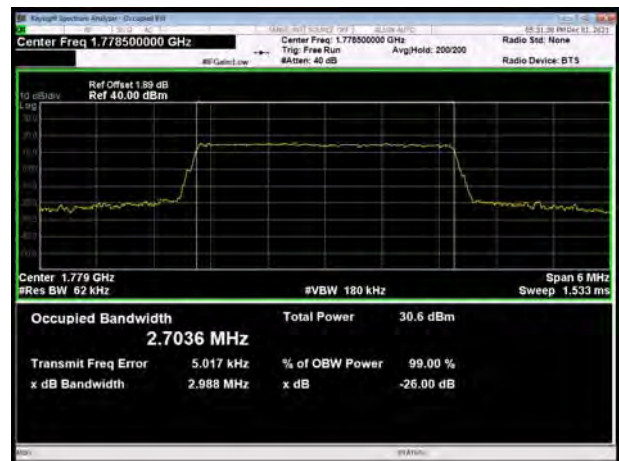
LTE Band 66 QPSK 3MHz CH-Middle



LTE Band 66 QPSK 1.4MHz CH-High

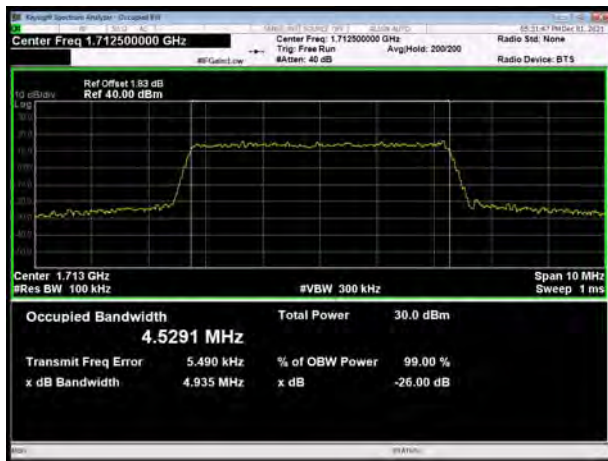


LTE Band 66 QPSK 3MHz CH-High

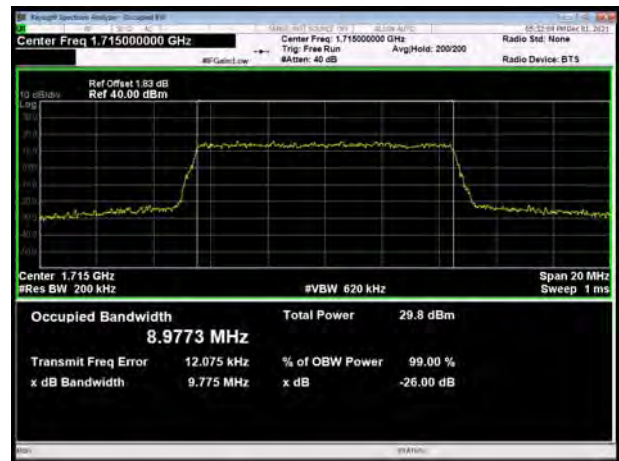




LTE Band 66 QPSK 5MHz CH-Low



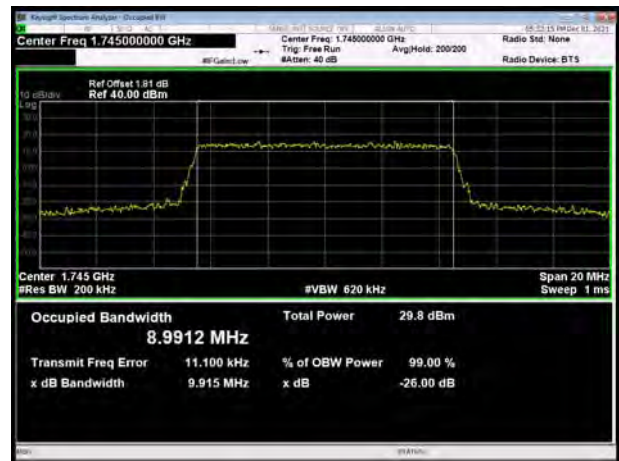
LTE Band 66 QPSK 10MHz CH-Low



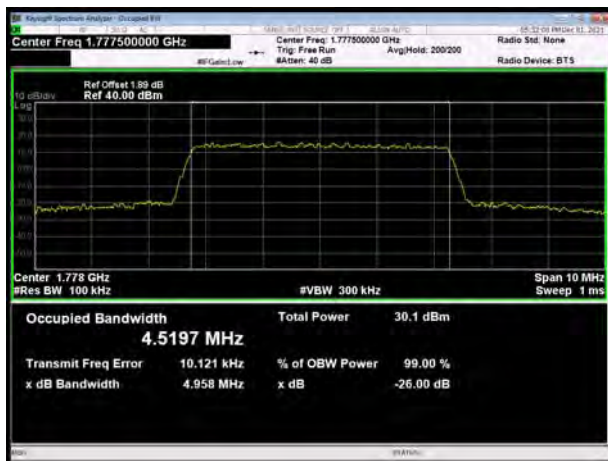
LTE Band 66 QPSK 5MHz CH-Middle



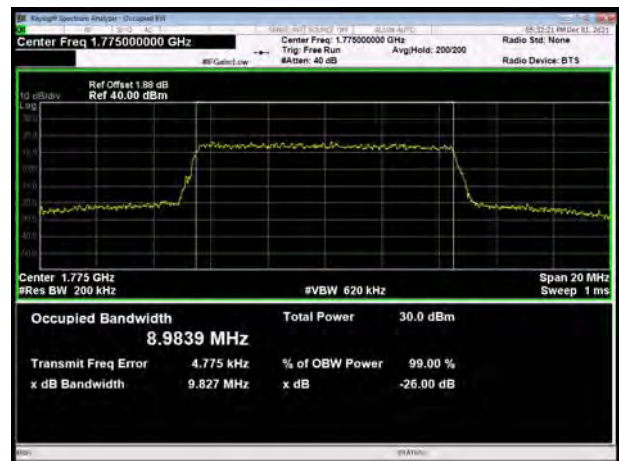
LTE Band 66 QPSK 10MHz CH-Middle



LTE Band 66 QPSK 5MHz CH-High



LTE Band 66 QPSK 10MHz CH-High

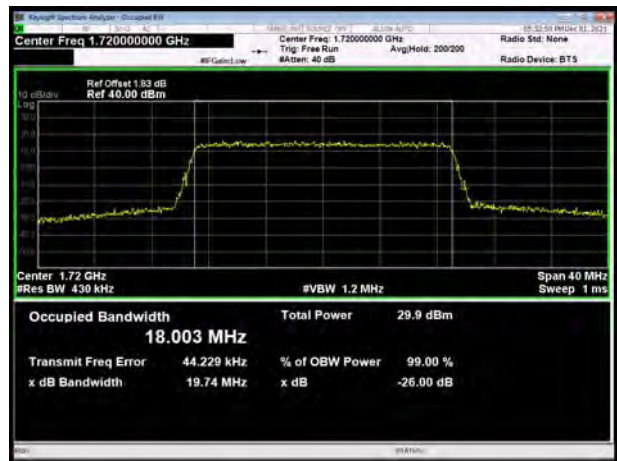




LTE Band 66 QPSK 15MHz CH-Low



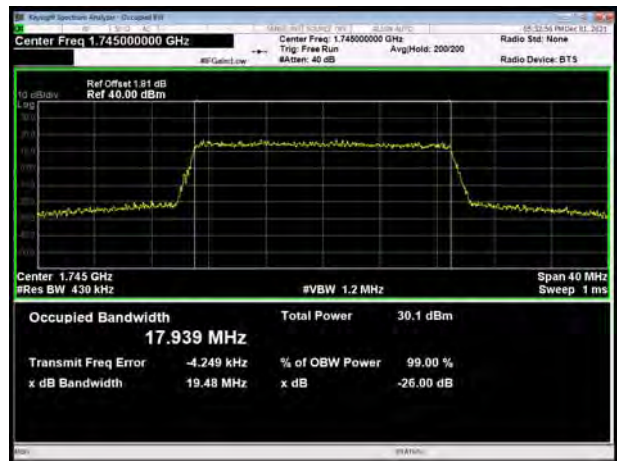
LTE Band 66 QPSK 20MHz CH-Low



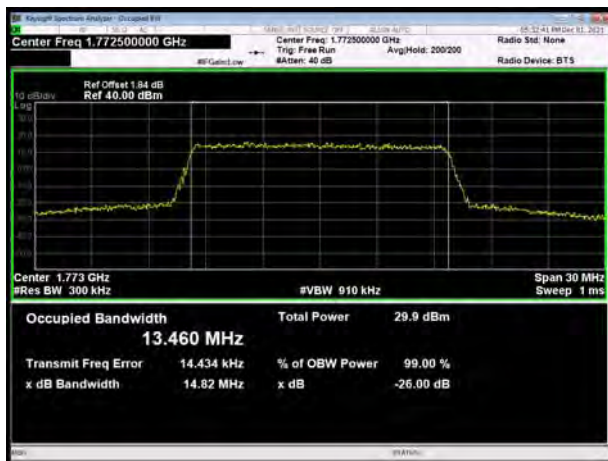
LTE Band 66 QPSK 15MHz CH-Middle



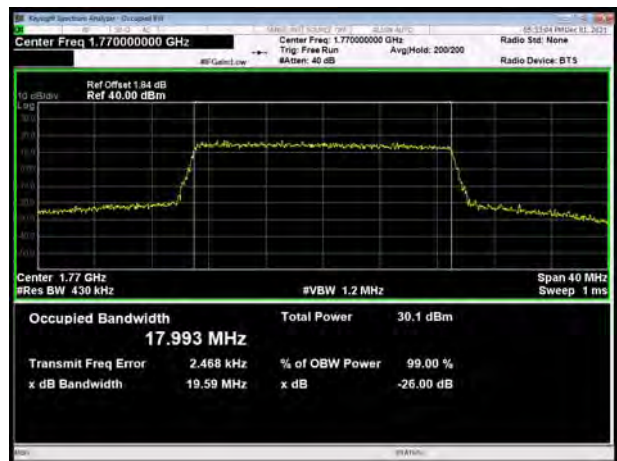
LTE Band 66 QPSK 20MHz CH-Middle



LTE Band 66 QPSK 15MHz CH-High

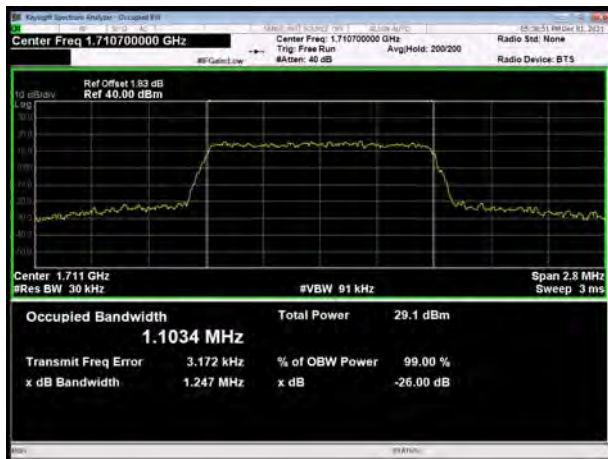


LTE Band 66 QPSK 20MHz CH-High

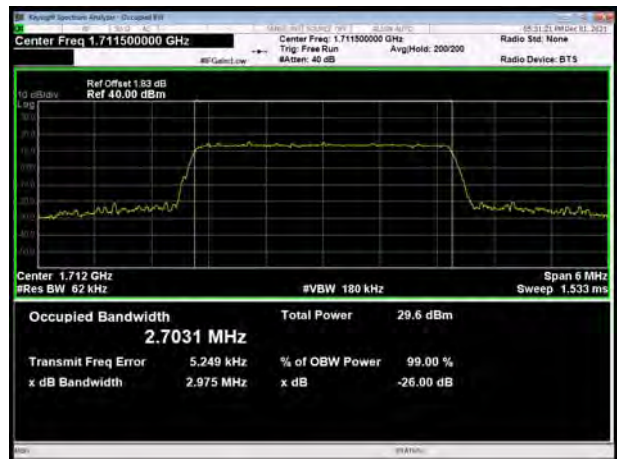




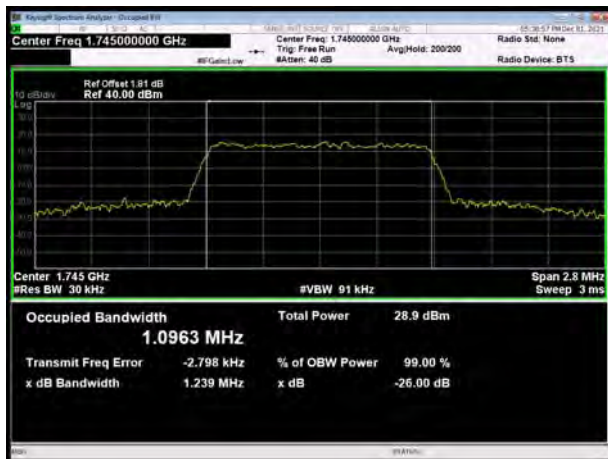
LTE Band 66 16QAM 1.4MHz CH-Low



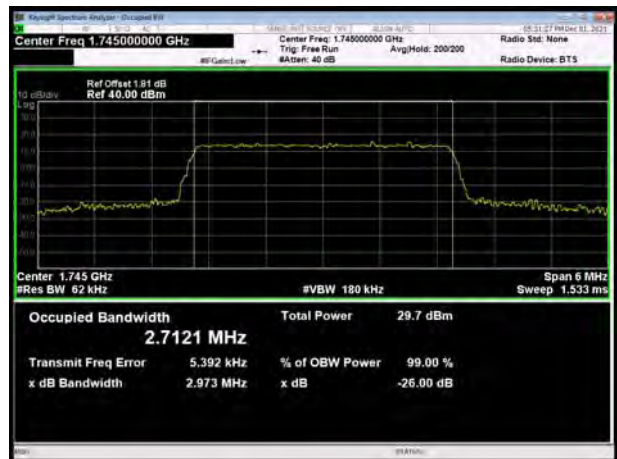
LTE Band 66 16QAM 3MHz CH-Low



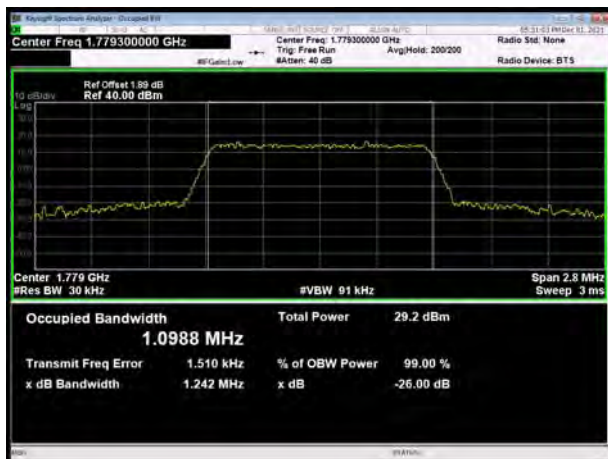
LTE Band 66 16QAM 1.4MHz CH-Middle



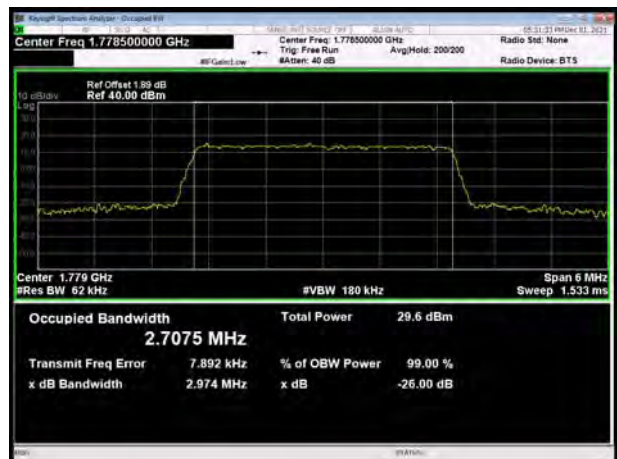
LTE Band 66 16QAM 3MHz CH-Middle



LTE Band 66 16QAM 1.4MHz CH-High

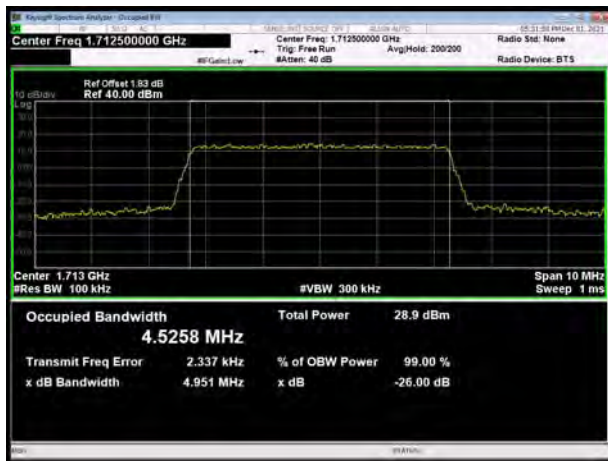


LTE Band 66 16QAM 3MHz CH-High

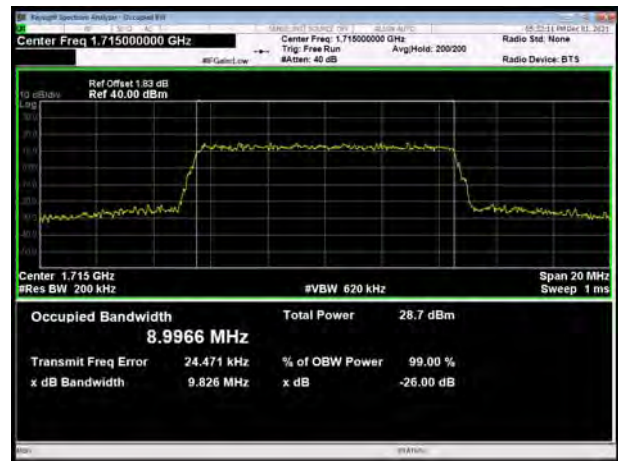




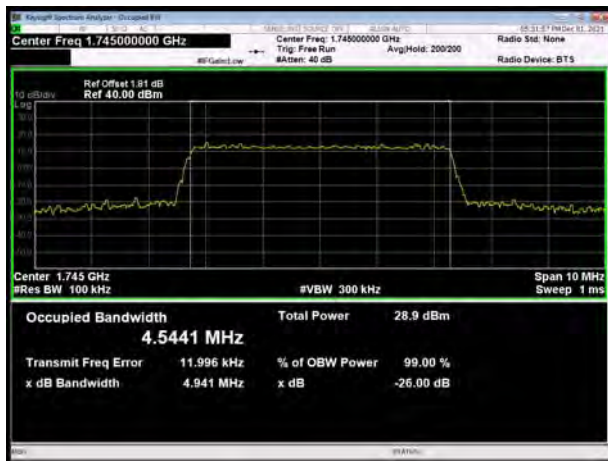
LTE Band 66 16QAM 5MHz CH-Low



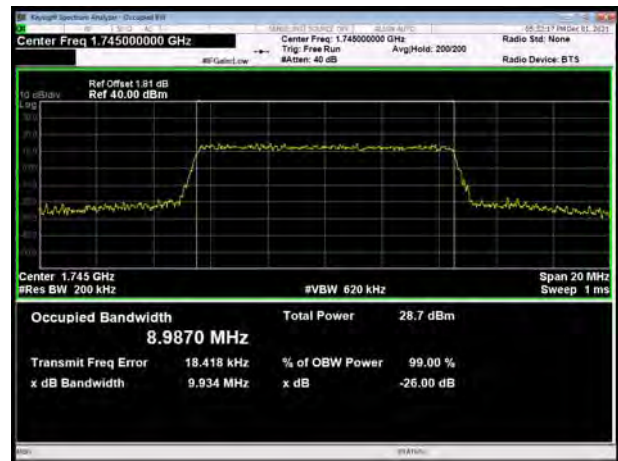
LTE Band 66 16QAM 10MHz CH-Low



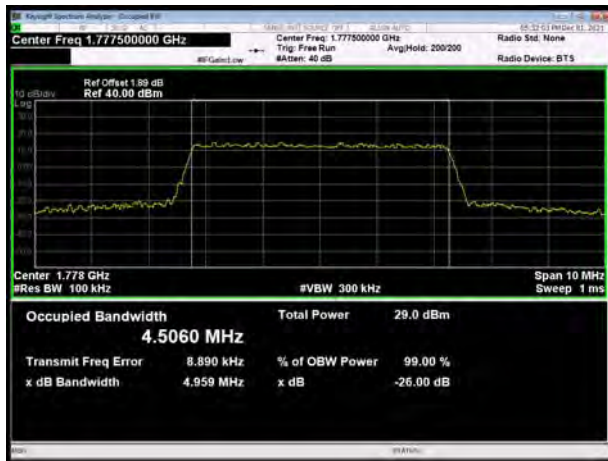
LTE Band 66 16QAM 5MHz CH-Middle



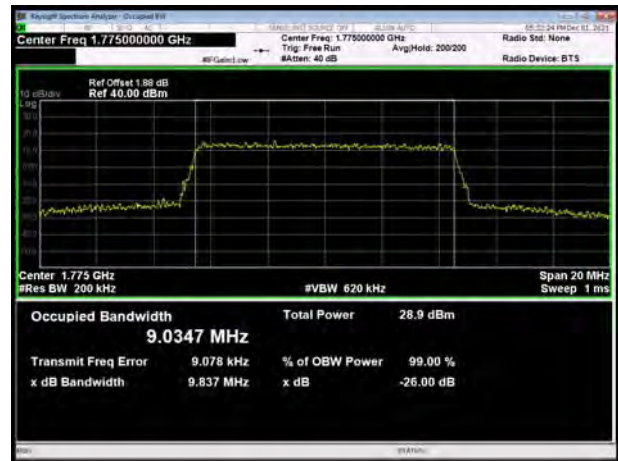
LTE Band 66 16QAM 10MHz CH-Middle



LTE Band 66 16QAM 5MHz CH-High

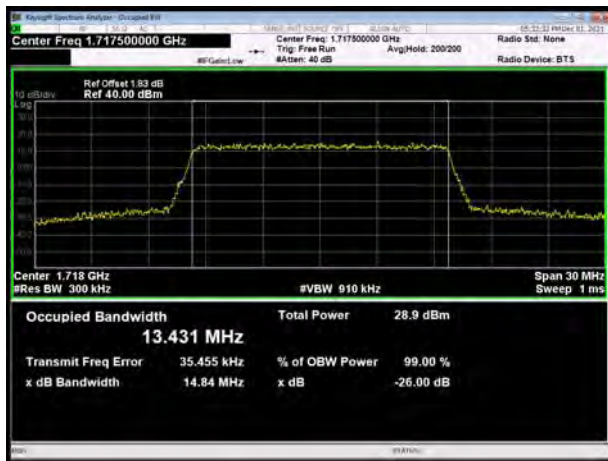


LTE Band 66 16QAM 10MHz CH-High

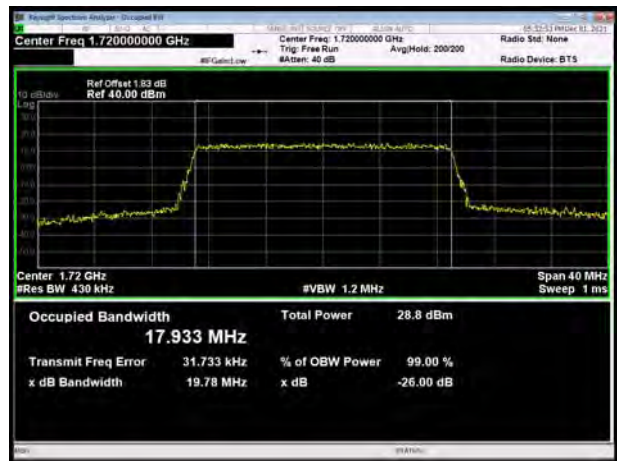




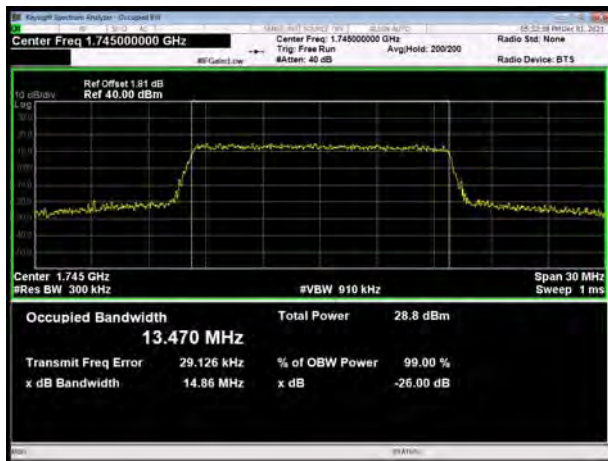
LTE Band 66 16QAM 15MHz CH-Low



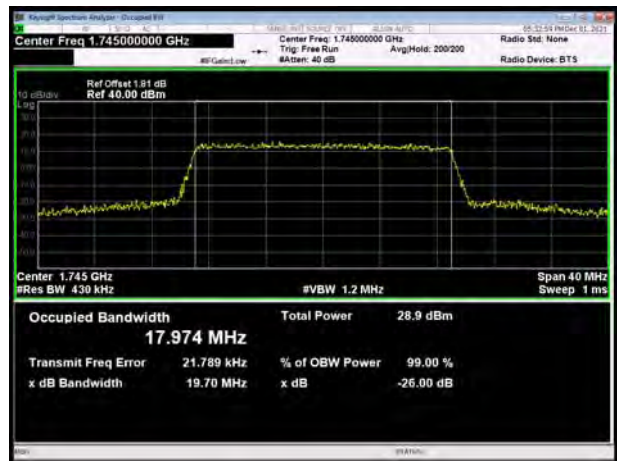
LTE Band 66 16QAM 20MHz CH-Low



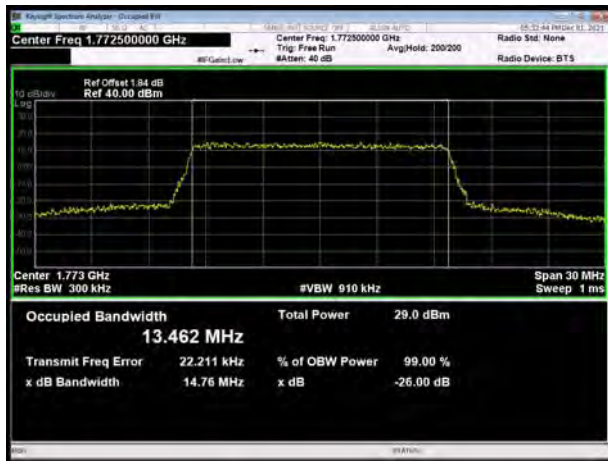
LTE Band 66 16QAM 15MHz CH-Middle



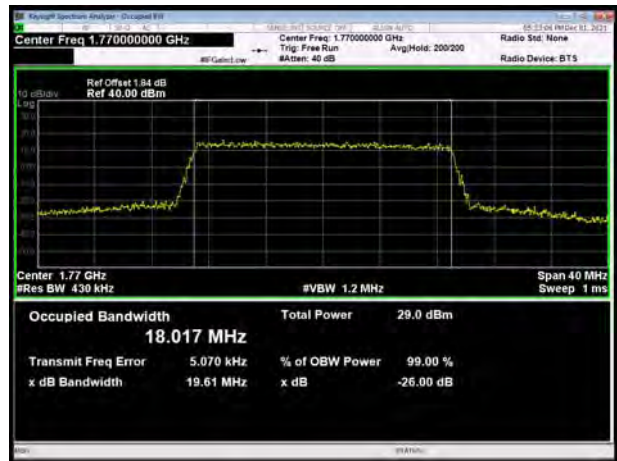
LTE Band 66 16QAM 20MHz CH-Middle



LTE Band 66 16QAM 15MHz CH-High

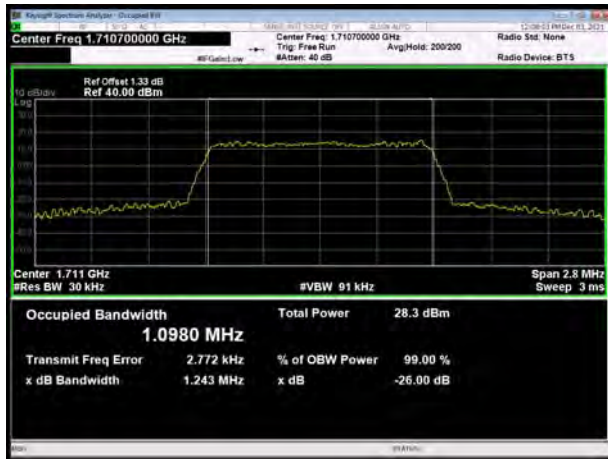


LTE Band 66 16QAM 20MHz CH-High

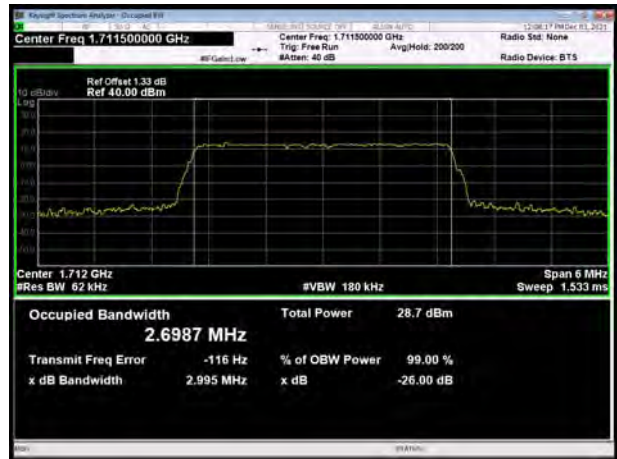




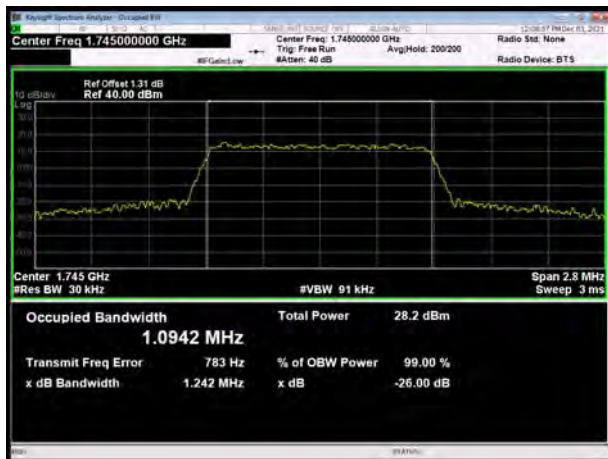
LTE Band 66 64QAM 1.4MHz CH-Low



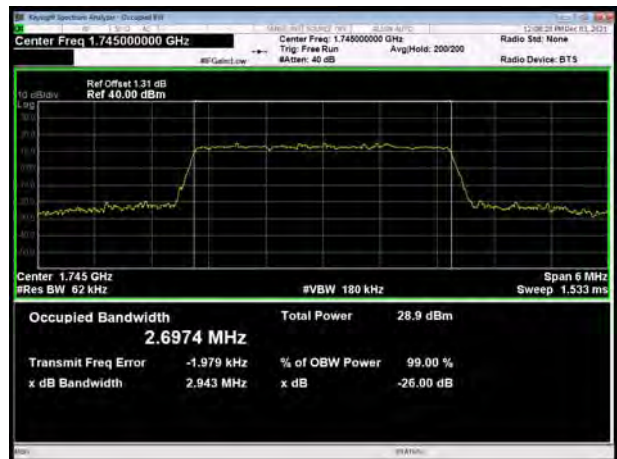
LTE Band 66 64QAM 3MHz CH-Low



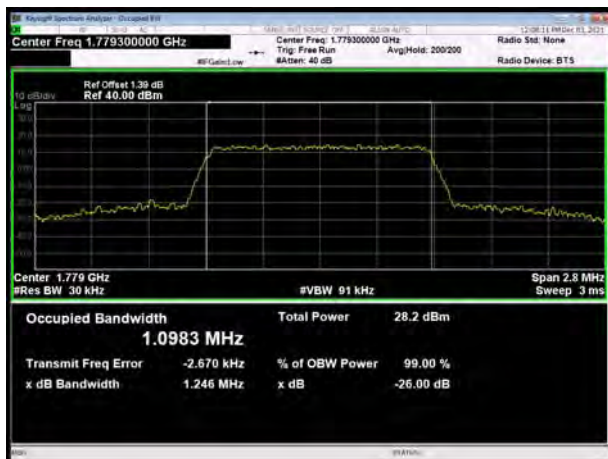
LTE Band 66 64QAM 1.4MHz CH-Middle



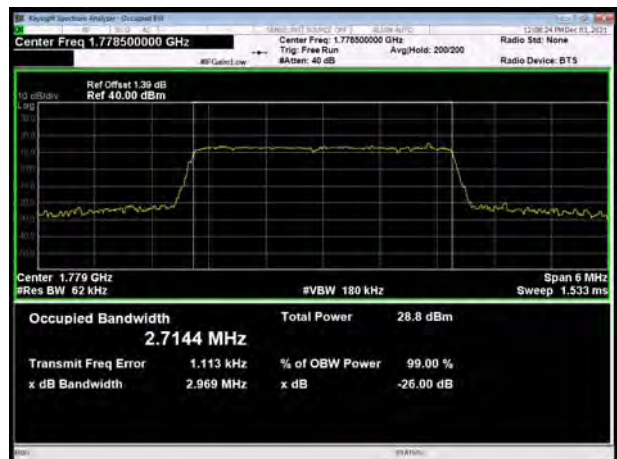
LTE Band 66 64QAM 3MHz CH-Middle



LTE Band 66 64QAM 1.4MHz CH-High

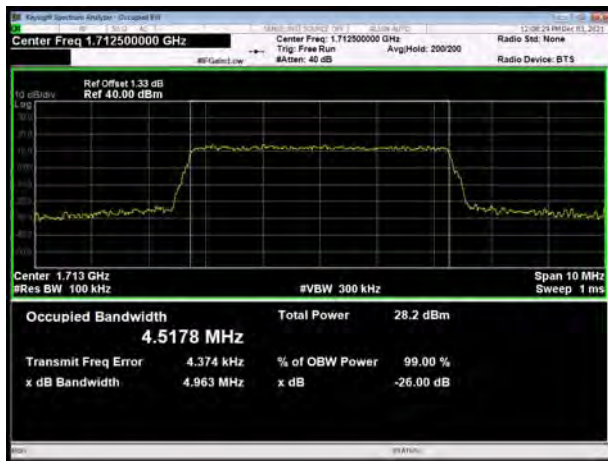


LTE Band 66 64QAM 3MHz CH-High

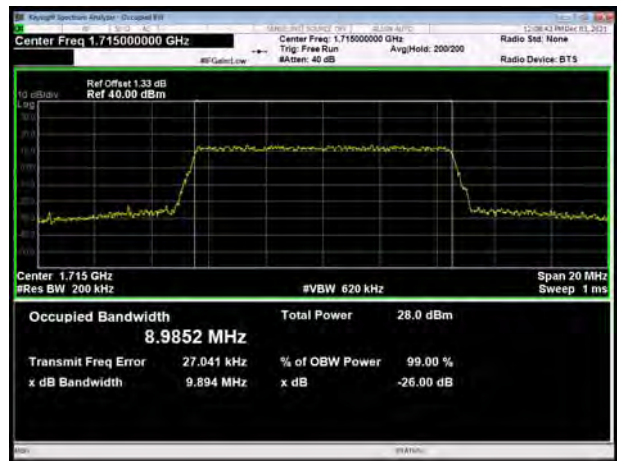




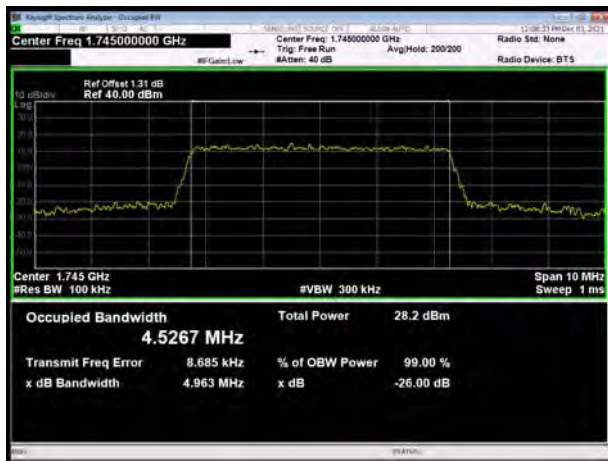
LTE Band 66 64QAM 5MHz CH-Low



LTE Band 66 64QAM 10MHz CH-Low



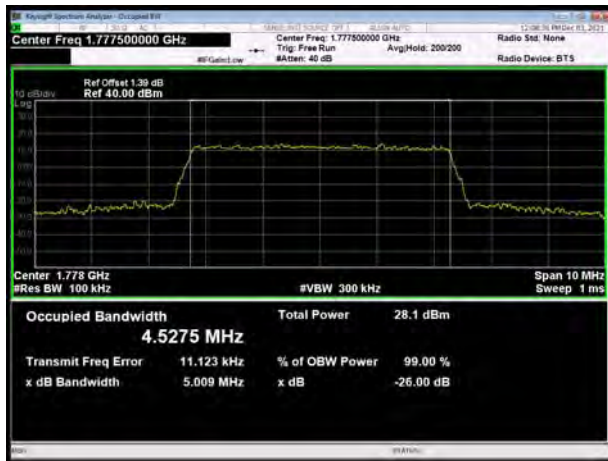
LTE Band 66 64QAM 5MHz CH-Middle



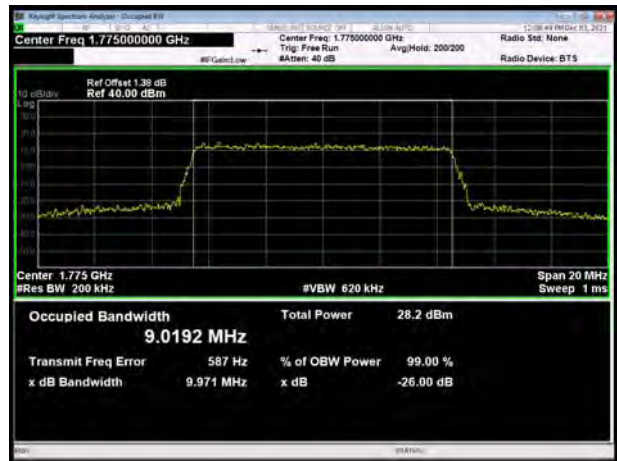
LTE Band 66 64QAM 10MHz CH-Middle



LTE Band 66 64QAM 5MHz CH-High

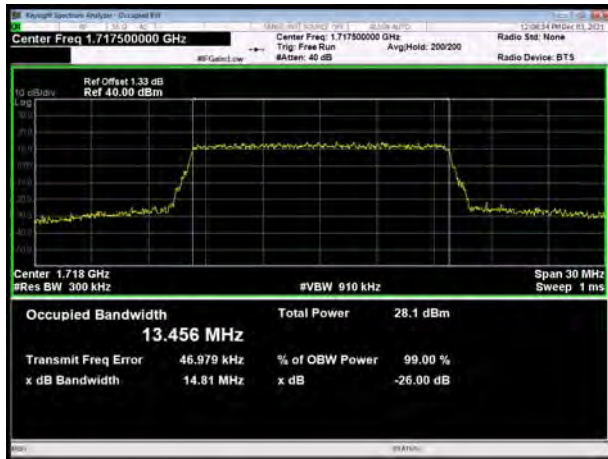


LTE Band 66 64QAM 10MHz CH-High





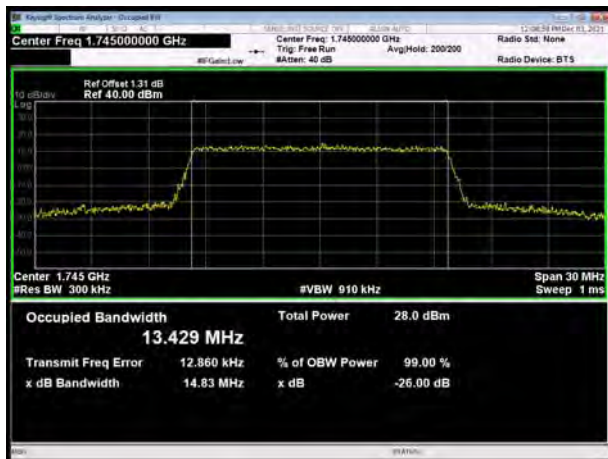
LTE Band 66 64QAM 15MHz CH-Low



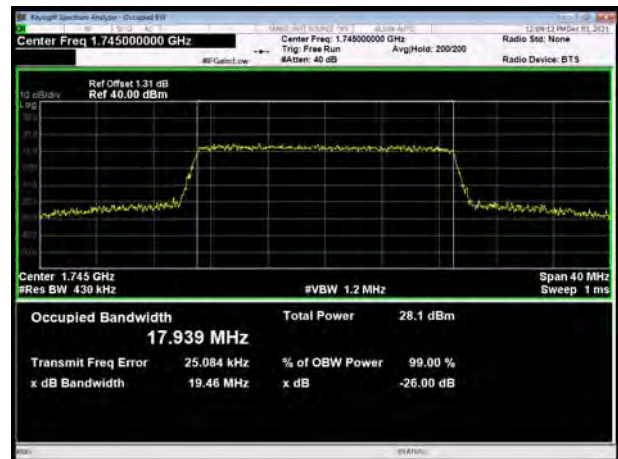
LTE Band 66 64QAM 20MHz CH-Low



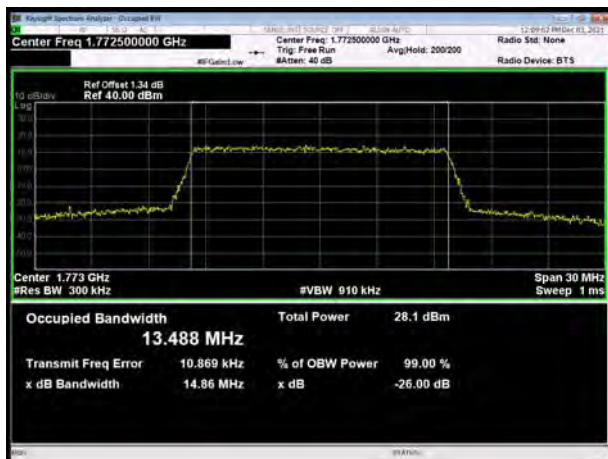
LTE Band 66 64QAM 15MHz CH-Middle



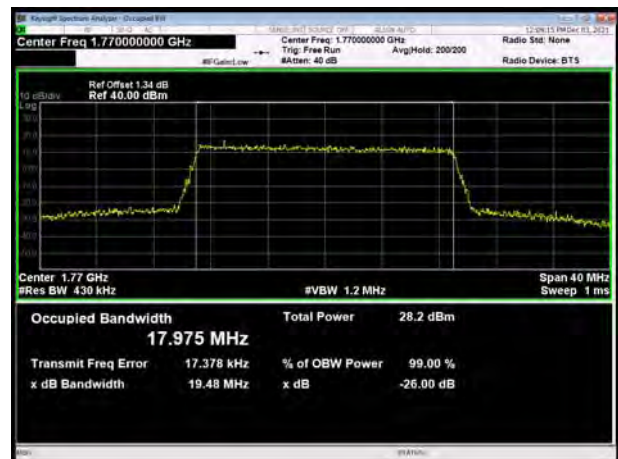
LTE Band 66 64QAM 20MHz CH-Middle



LTE Band 66 64QAM 15MHz CH-High



LTE Band 66 64QAM 20MHz CH-High



5.3 Band Edge Compliance

Ambient condition

Temperature	Relative humidity	Pressure
23°C ~25°C	45%~50%	101.5kPa

Method of Measurement

The EUT was connected to Spectrum Analyzer and Base Station Simulator via power Splitter. The band edge of the lowest and highest channels were measured.

The testing follows KDB 971168 D01 v03r01 Section 6.0

The EUT was connected to spectrum analyzer and system simulator via a power divider.

The band edges of low and high channels for the highest RF powers were measured.

For LTE Band 7 set RBW \geq 1% EBW in the 1MHz band immediately outside and adjacent to the band edge. Beyond the 1 MHz band from the band edge, RBW=1MHz was used.

RBW is set to \geq 1%EBW, VBW is set to 3x RBW.

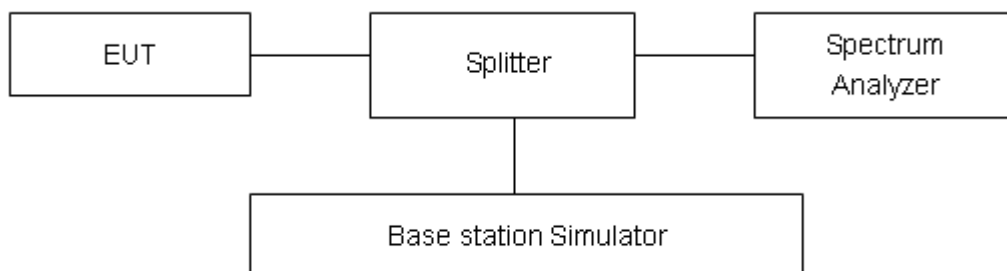
on spectrum analyzer.

Set spectrum analyzer with RMS detector.

The RF fundamental frequency should be excluded against the limit line in the operating frequency band.

Checked that all the results comply with the emission limit line.

Test Setup



Limits

Rule Part 27.53(h) specifies that “ for operations in the 1695-1710 MHz, 1710-1755 MHz, 1755-1780 MHz, 1915-1920 MHz, 1995-2000 MHz, 2000-2020 MHz, 2110-2155 MHz, 2155-2180 MHz, and 2180-2200 bands, the power of any emission outside a licensee's frequency block shall be attenuated below the transmitter power (P) in watts by at least $43 + 10 \log_{10} (P)$ dB”

Rule Part 27.53(g) For operations in the 600 MHz band and the 698-746 MHz band, the power of any emission outside a licensee's frequency band(s) of operation shall be attenuated below the transmitter power (P) within the licensed band(s) of operation, measured in watts, by at least $43 + 10 \log (P)$ dB. Compliance with this provision is based on the use of measurement instrumentation



employing a resolution bandwidth of 100 kilohertz or greater. However, in the 100 kilohertz bands immediately outside and adjacent to a licensee's frequency block, a resolution bandwidth of at least 30 kHz may be employed.

Rule Part 27.53(m) (4) specifies that "for BRS and EBS stations. For mobile digital stations, the attenuation factor shall be not less than $40 + 10 \log (P)$ dB on all frequencies between the channel edge and 5 megahertz from the channel edge, $43 + 10 \log (P)$ dB on all frequencies between 5 megahertz and X megahertz from the channel edge, and $55 + 10 \log (P)$ dB on all frequencies more than X megahertz from the channel edge, where X is the greater of 6 megahertz or the actual emission bandwidth as defined in paragraph (m)(4) of this section. In addition, the attenuation factor shall not be less that $43 + 10 \log (P)$ dB on all frequencies between 2490.5 MHz and 2496 MHz and $55 + 10 \log (P)$ dB at or below 2490.5 MHz. Mobile Satellite Service licensees operating on frequencies below 2495 MHz may also submit a documented interference complaint against BRS licensees operating on channel BRS Channel 1 on the same terms and conditions as adjacent channel BRS or EBS licensees.

Example:

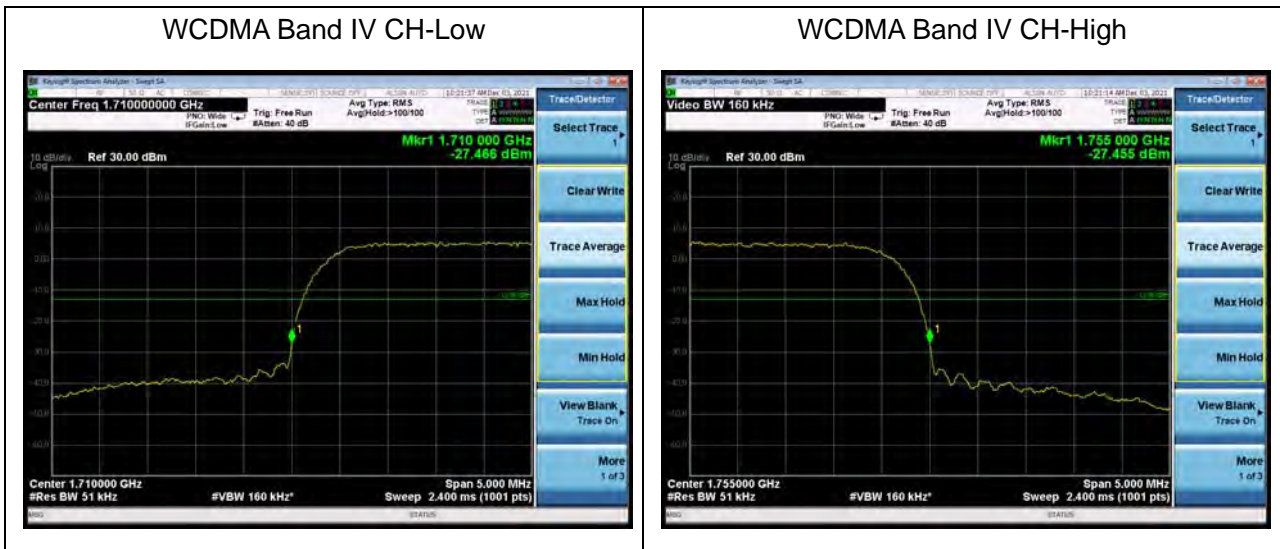
The limit line is derived from $43 + 10 \log (P)$ dB below the transmitter power P(Watts)
= $P(W) - [43 + 10 \log (P)]$ (dB)
= $[30 + 10 \log (P)]$ (dBm) - $[43 + 10 \log (P)]$ (dB) = -13dBm.

Measurement Uncertainty

The assessed measurement uncertainty to ensure 95% confidence level for the normal distribution is with the coverage factor $k = 1.96$, $U=0.684$ dB.

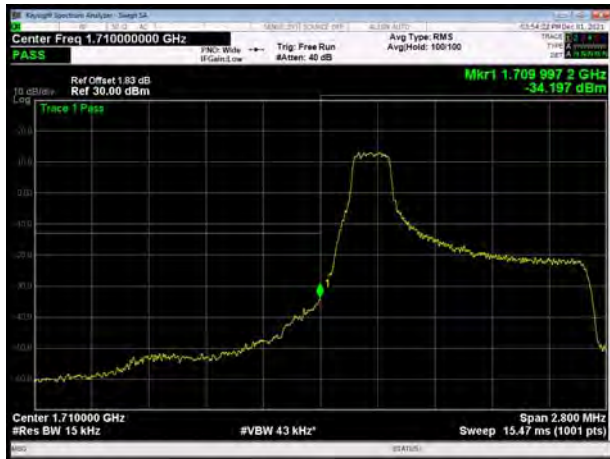
Test Result

All the test traces in the plots shows the test results clearly.

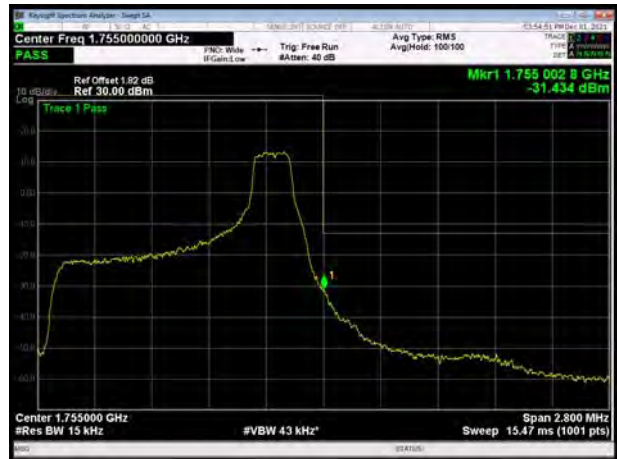




LTE Band 4 QPSK 1.4MHz CH-Low, 1 RB



LTE Band 4 QPSK 1.4MHz CH-High, 1 RB



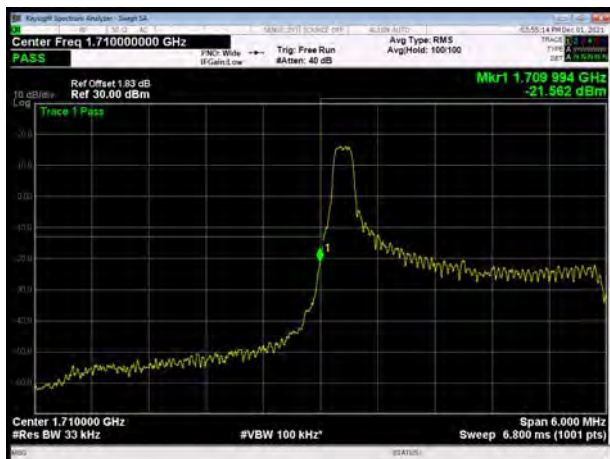
LTE Band 4 QPSK 1.4MHz CH-Low, 100%RB



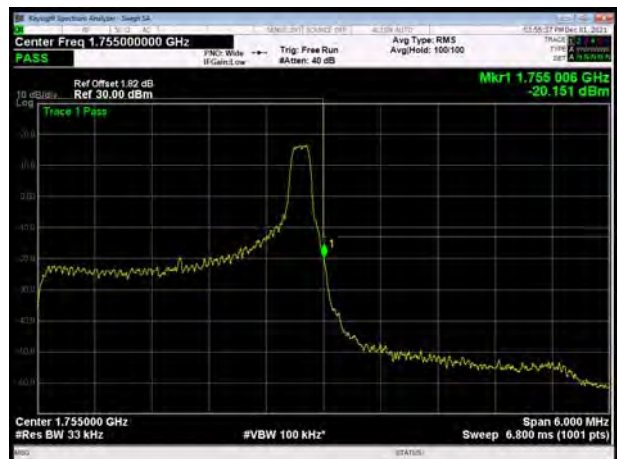
LTE Band 4 QPSK 1.4MHz CH-High, 100%RB



LTE Band 4 QPSK 3MHz CH-Low, 1 RB

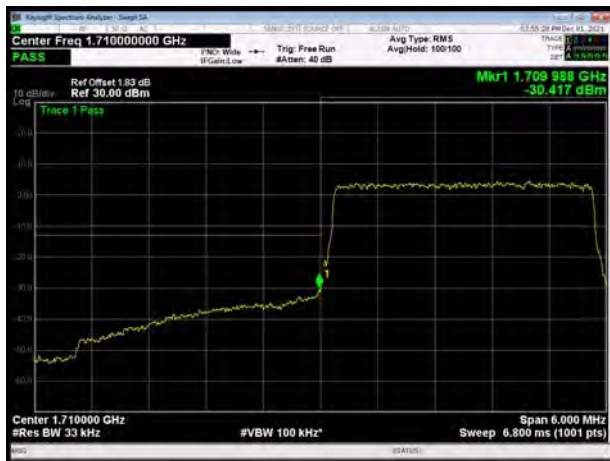


LTE Band 4 QPSK 3MHz CH-High, 1 RB

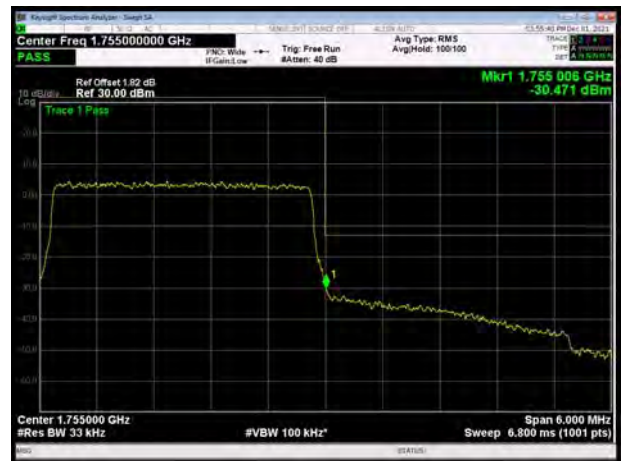




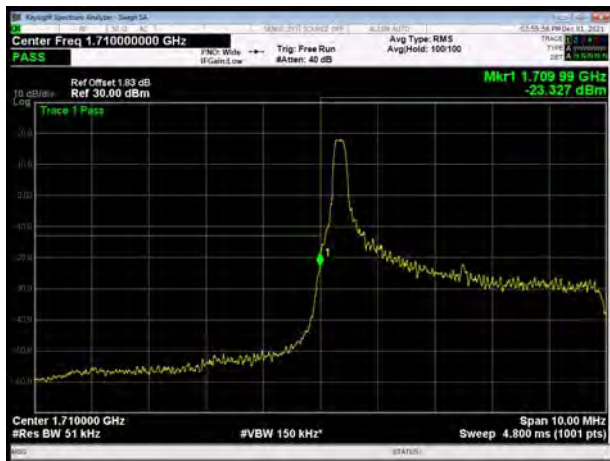
LTE Band 4 QPSK 3MHz CH-Low, 100%RB



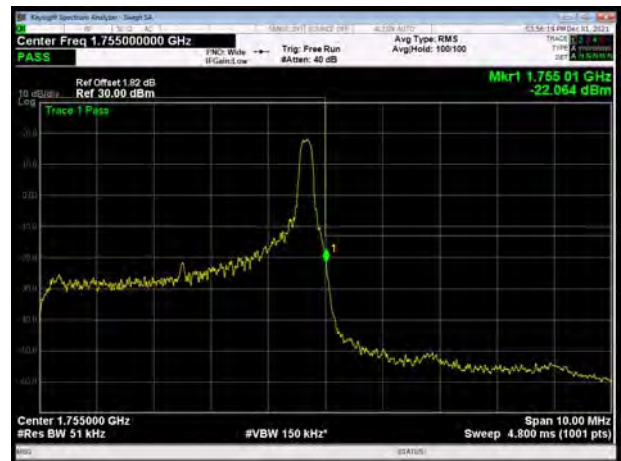
LTE Band 4 QPSK 3MHz CH-High, 100%RB



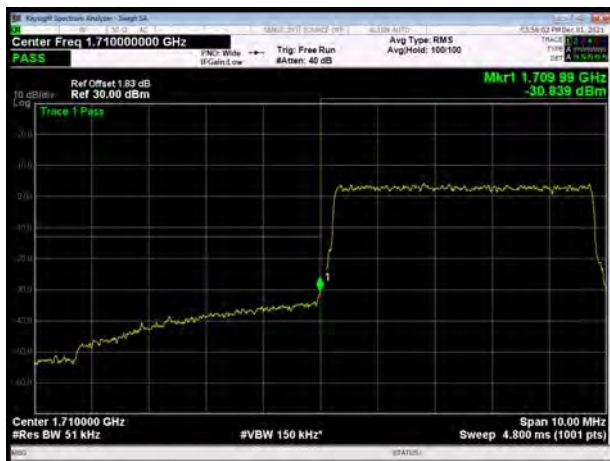
LTE Band 4 QPSK 5MHz CH-Low, 1 RB



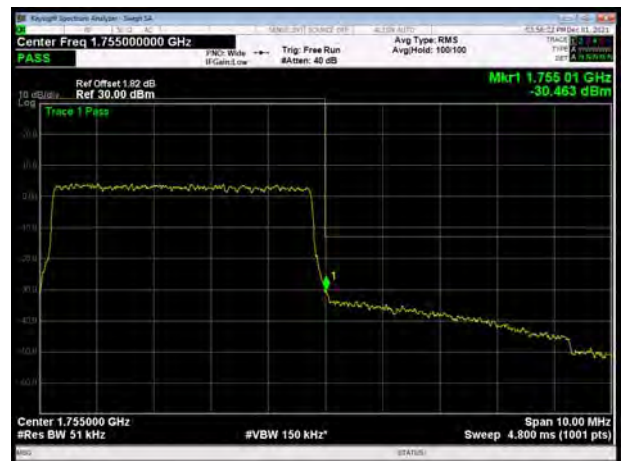
LTE Band 4 QPSK 5MHz CH-High, 1 RB



LTE Band 4 QPSK 5MHz CH-Low, 100%RB

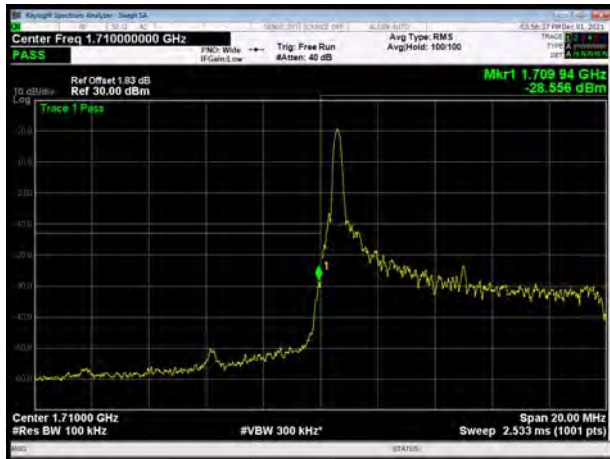


LTE Band 4 QPSK 5MHz CH-High, 100%RB





LTE Band 4 QPSK 10MHz CH-Low, 1 RB



LTE Band 4 QPSK 10MHz CH-High, 1 RB



LTE Band 4 QPSK 10MHz CH-Low, 100%RB



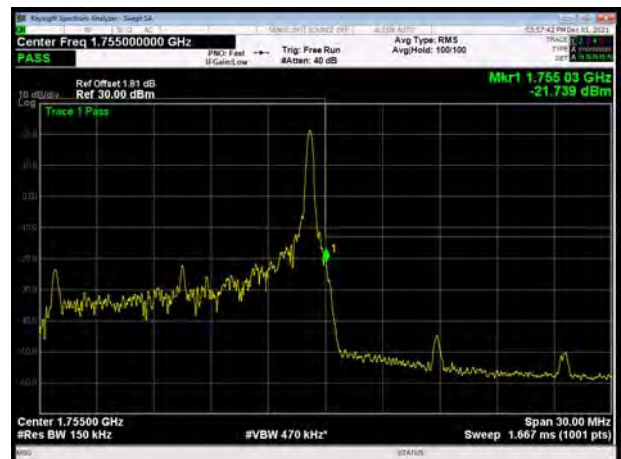
LTE Band 4 QPSK 10MHz CH-High, 100%RB



LTE Band 4 QPSK 15MHz CH-Low, 1 RB

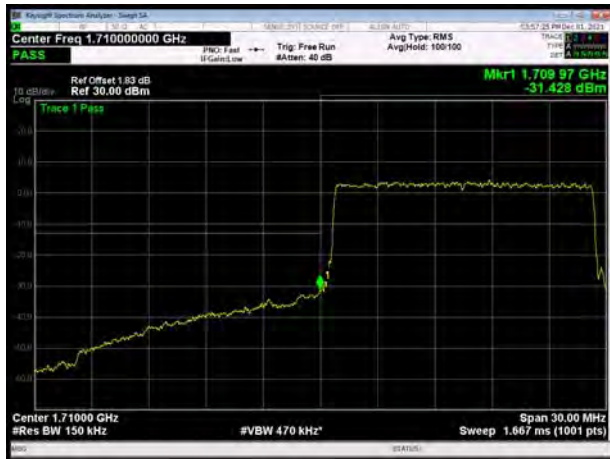


LTE Band 4 QPSK 15MHz CH-High, 1 RB





LTE Band 4 QPSK 15MHz CH-Low, 100%RB



LTE Band 4 QPSK 15MHz CH-High, 100%RB



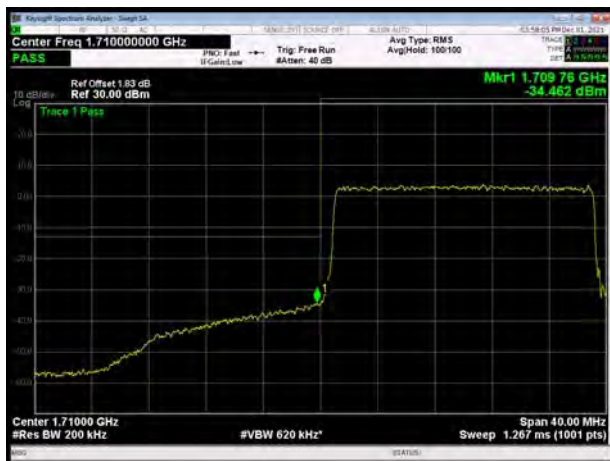
LTE Band 4 QPSK 20MHz CH-Low, 1 RB



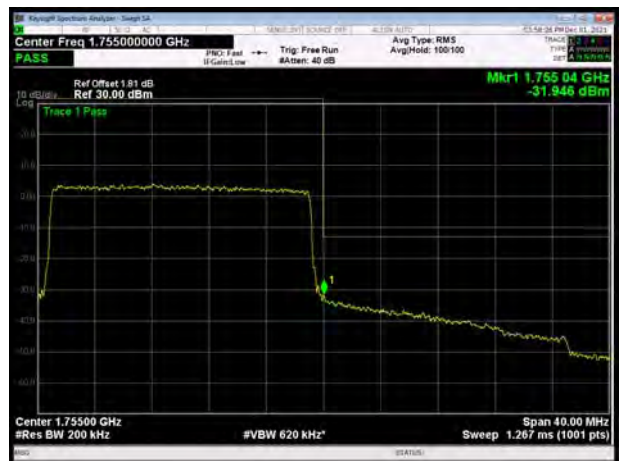
LTE Band 4 QPSK 20MHz CH-High, 1 RB



LTE Band 4 QPSK 20MHz CH-Low, 100%RB



LTE Band 4 QPSK 20MHz CH-High, 100%RB





LTE Band 4 16QAM 1.4MHz CH-Low, 1 RB



LTE Band 4 16QAM 1.4MHz CH-High, 1 RB



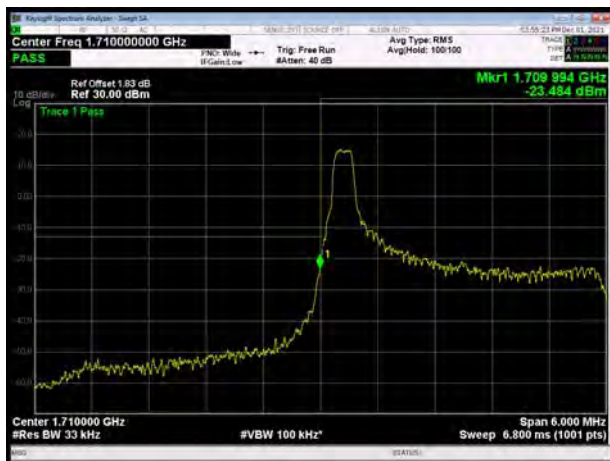
LTE Band 4 16QAM 1.4MHz CH-Low, 100%RB



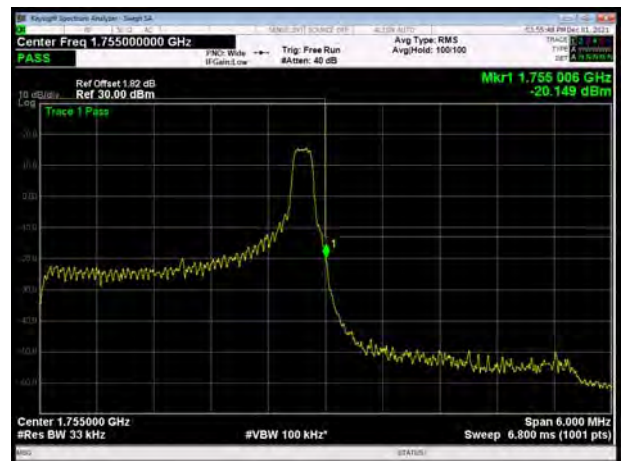
LTE Band 4 16QAM 1.4MHz CH-High, 100%RB



LTE Band 4 16QAM 3MHz CH-Low, 1 RB

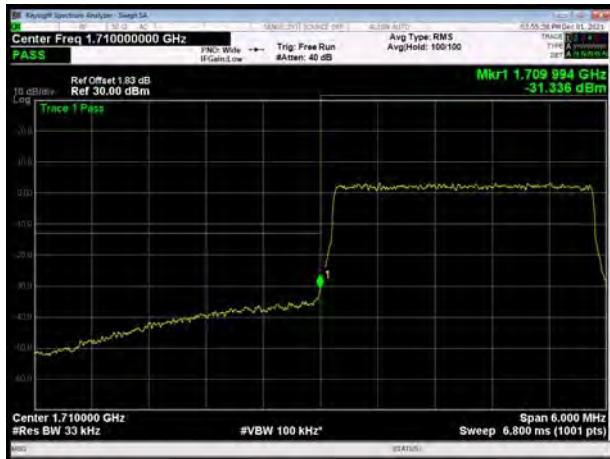


LTE Band 4 16QAM 3MHz CH-High, 1 RB





LTE Band 4 16QAM 3MHz CH-Low, 100%RB



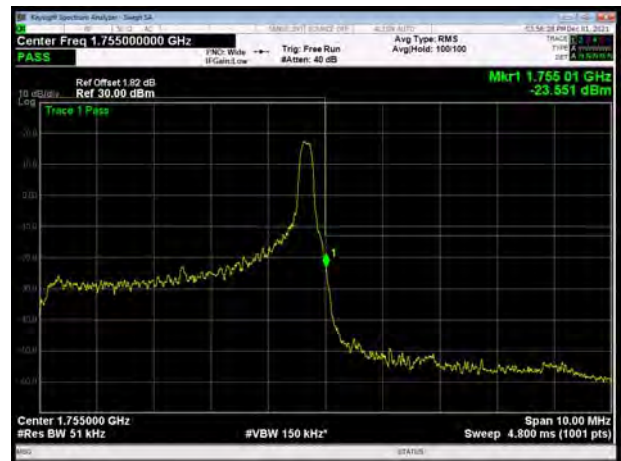
LTE Band 4 16QAM 3MHz CH-High, 100%RB



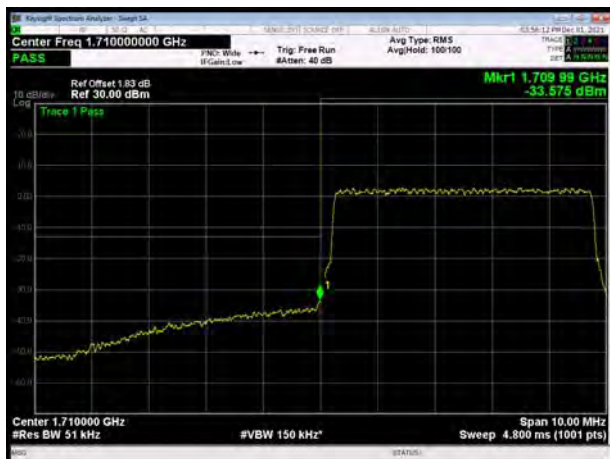
LTE Band 4 16QAM 5MHz CH-Low, 1 RB



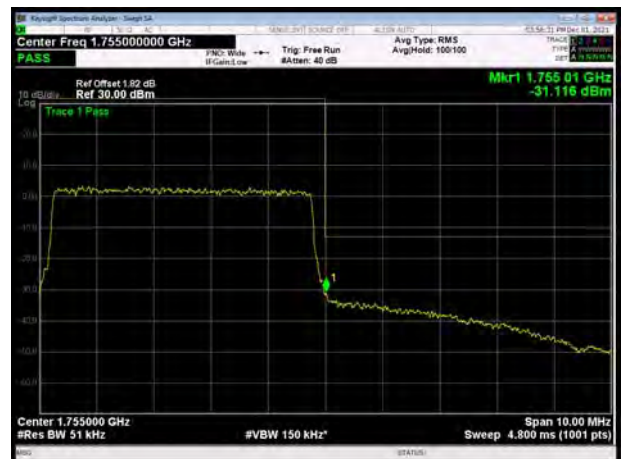
LTE Band 4 16QAM 5MHz CH-High, 1 RB



LTE Band 4 16QAM 5MHz CH-Low, 100%RB

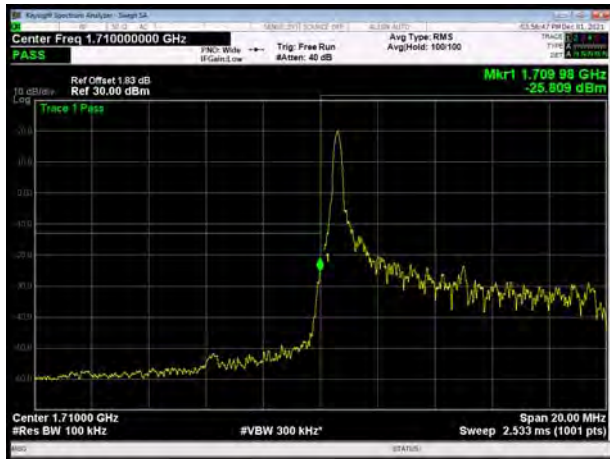


LTE Band 4 16QAM 5MHz CH-High, 100%RB

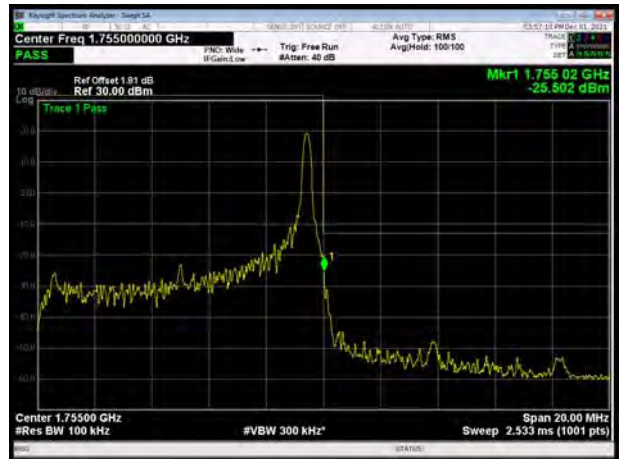




LTE Band 4 16QAM 10MHz CH-Low, 1 RB



LTE Band 4 16QAM 10MHz CH-High, 1 RB



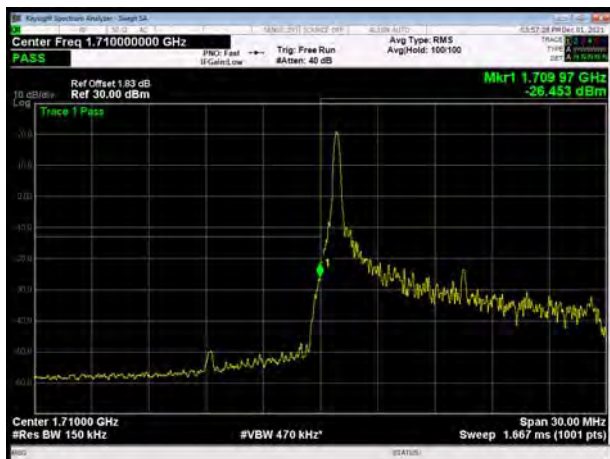
LTE Band 4 16QAM 10MHz CH-Low, 100%RB



LTE Band 4 16QAM 10MHz CH-High, 100%RB



LTE Band 4 16QAM 15MHz CH-Low, 1 RB



LTE Band 4 16QAM 15MHz CH-High, 1 RB





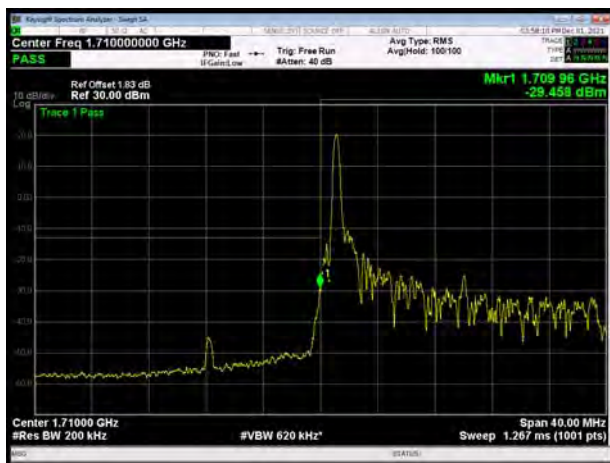
LTE Band 4 16QAM 15MHz CH-Low, 100%RB



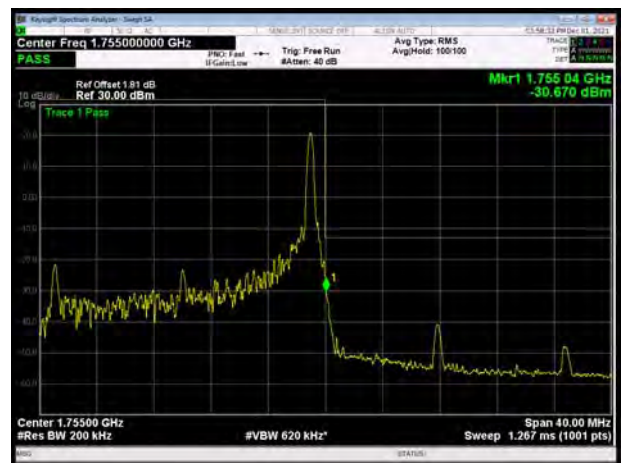
LTE Band 4 16QAM 15MHz CH-High, 100%RB



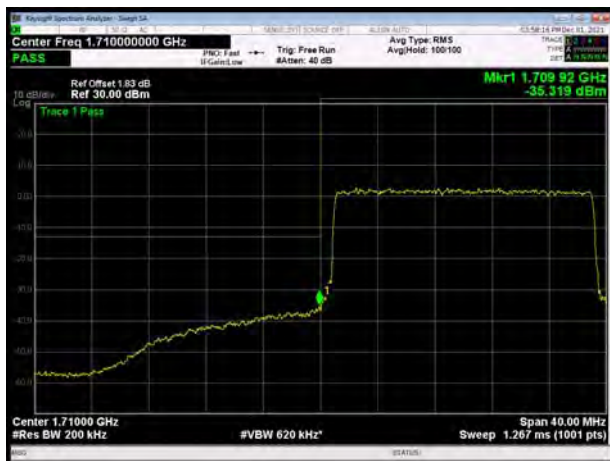
LTE Band 4 16QAM 20MHz CH-Low, 1 RB



LTE Band 4 16QAM 20MHz CH-High, 1 RB



LTE Band 4 16QAM 20MHz CH-Low, 100%RB



LTE Band 4 16QAM 20MHz CH-High, 100%RB





LTE Band 4 64QAM 1.4MHz CH-Low, 1 RB



LTE Band 4 64QAM 1.4MHz CH-High, 1 RB



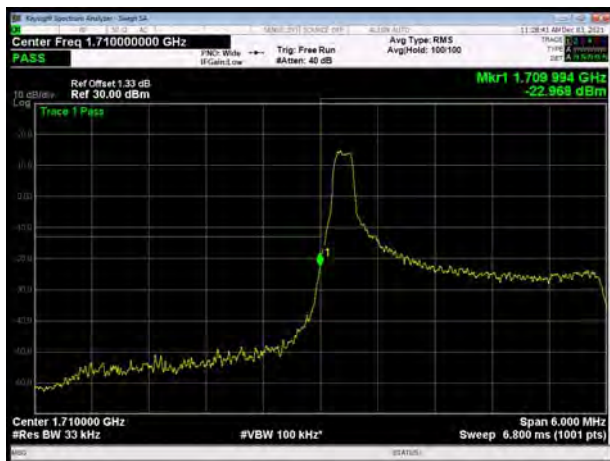
LTE Band 4 64QAM 1.4MHz CH-Low, 100%RB



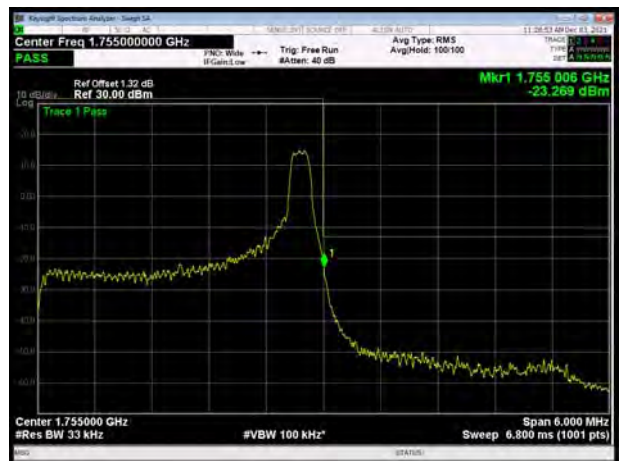
LTE Band 4 64QAM 1.4MHz CH-High, 100%RB



LTE Band 4 64QAM 3MHz CH-Low, 1 RB

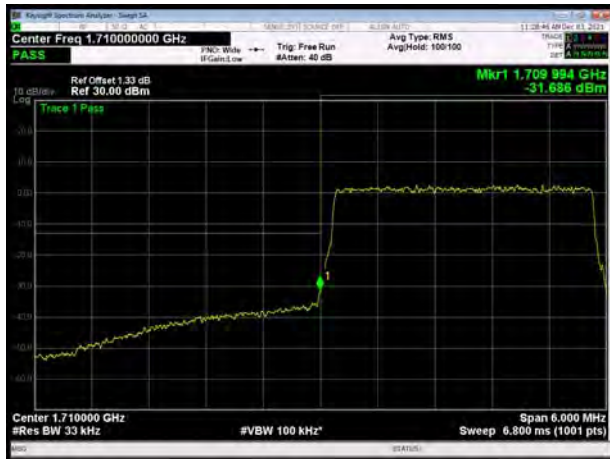


LTE Band 4 64QAM 3MHz CH-High, 1 RB





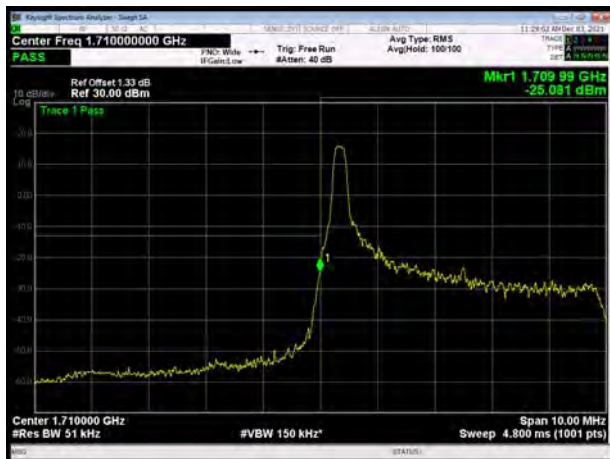
LTE Band 4 64QAM 3MHz CH-Low, 100%RB



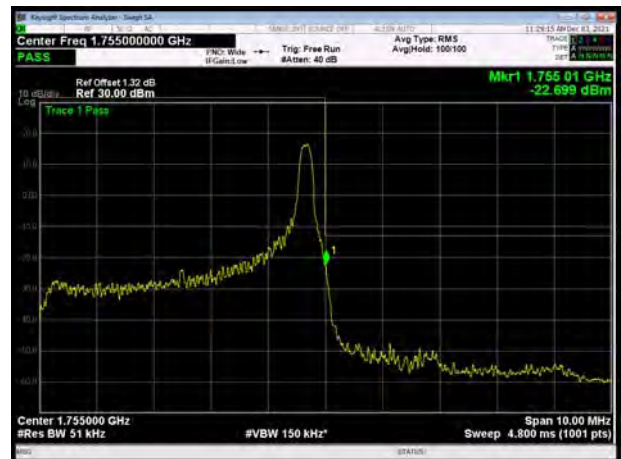
LTE Band 4 64QAM 3MHz CH-High, 100%RB



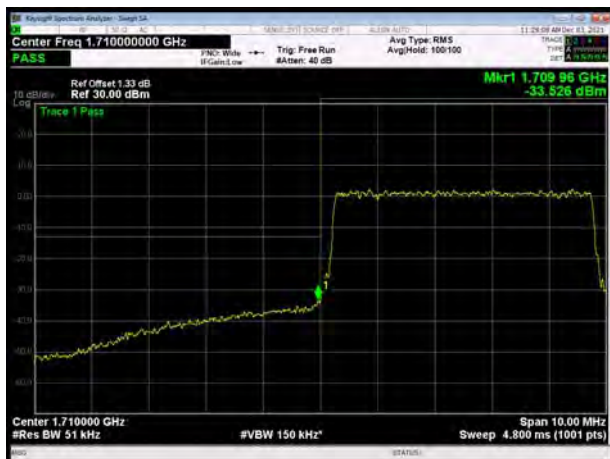
LTE Band 4 64QAM 5MHz CH-Low, 1 RB



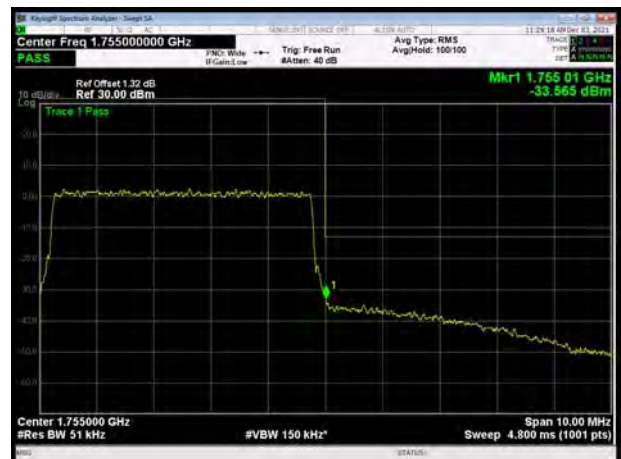
LTE Band 4 64QAM 5MHz CH-High, 1 RB



LTE Band 4 64QAM 5MHz CH-Low, 100%RB

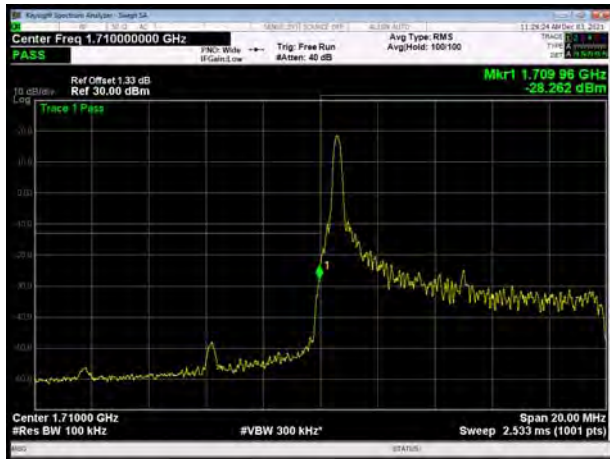


LTE Band 4 64QAM 5MHz CH-High, 100%RB

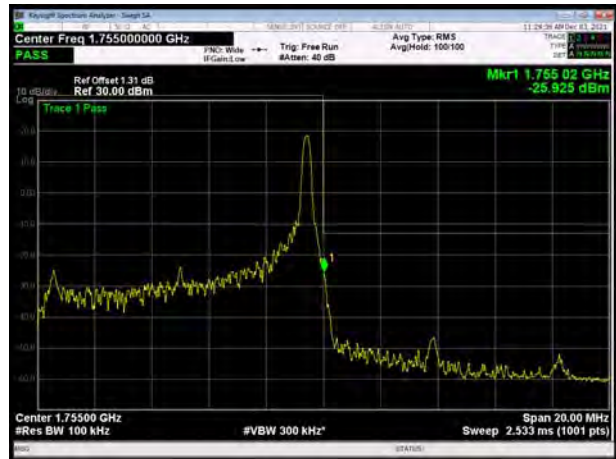




LTE Band 4 64QAM 10MHz CH-Low, 1 RB



LTE Band 4 64QAM 10MHz CH-High, 1 RB



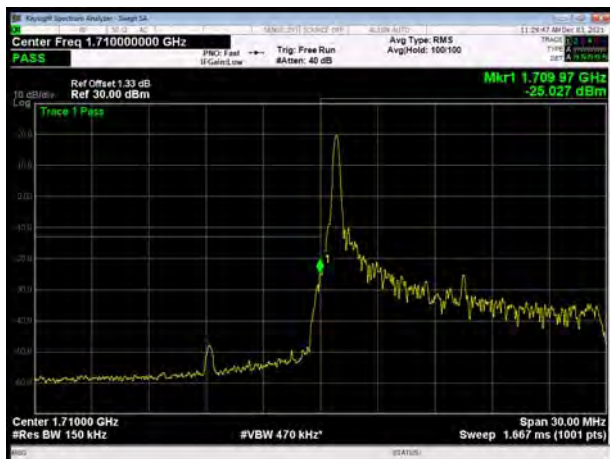
LTE Band 4 64QAM 10MHz CH-Low, 100%RB



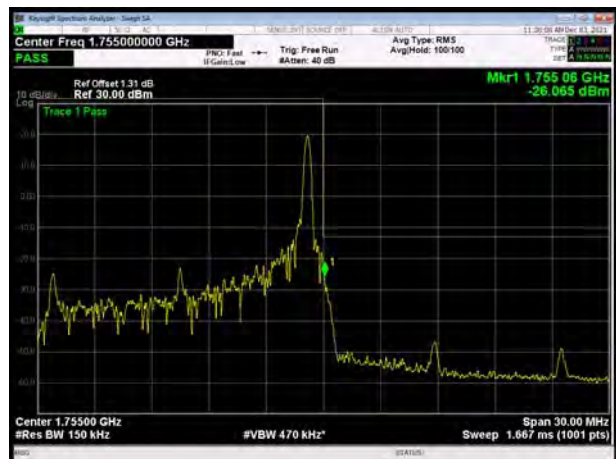
LTE Band 4 64QAM 10MHz CH-High, 100%RB



LTE Band 4 64QAM 15MHz CH-Low, 1 RB



LTE Band 4 64QAM 15MHz CH-High, 1 RB





LTE Band 4 64QAM 15MHz CH-Low, 100%RB



LTE Band 4 64QAM 15MHz CH-High, 100%RB



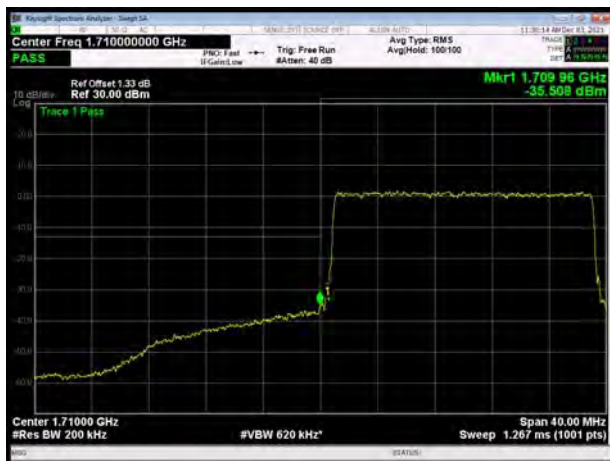
LTE Band 4 64QAM 20MHz CH-Low, 1 RB



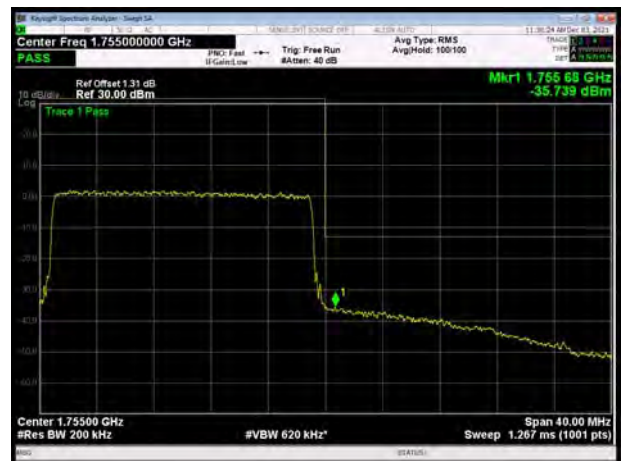
LTE Band 4 64QAM 20MHz CH-High, 1 RB



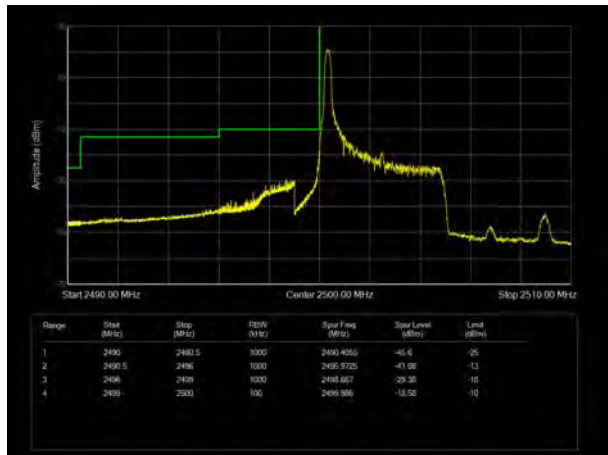
LTE Band 4 64QAM 20MHz CH-Low, 100%RB



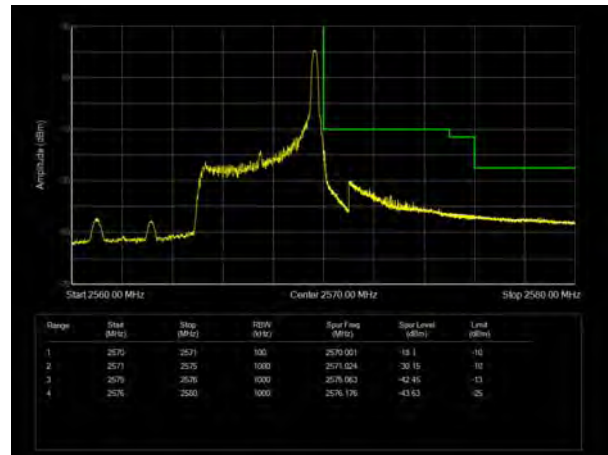
LTE Band 4 64QAM 20MHz CH-High, 100%RB



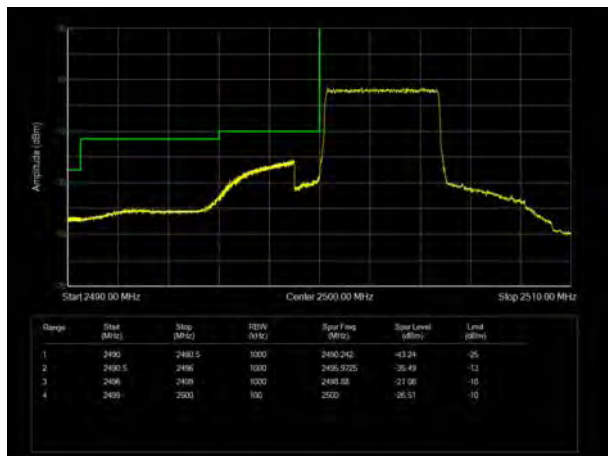
LTE Band 7 QPSK 5MHz CH-Low, 1 RB



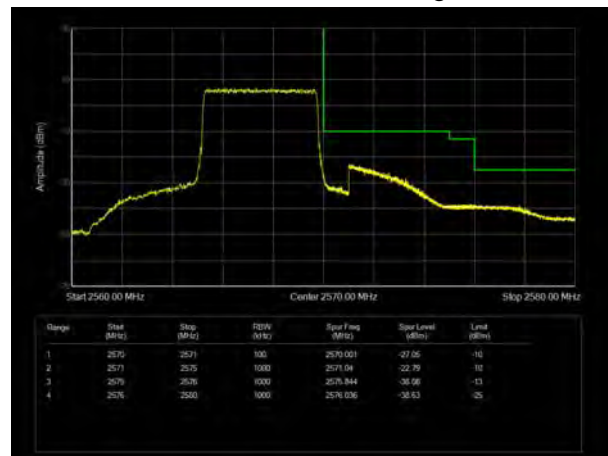
LTE Band 7 QPSK 5MHz CH-High, 1 RB



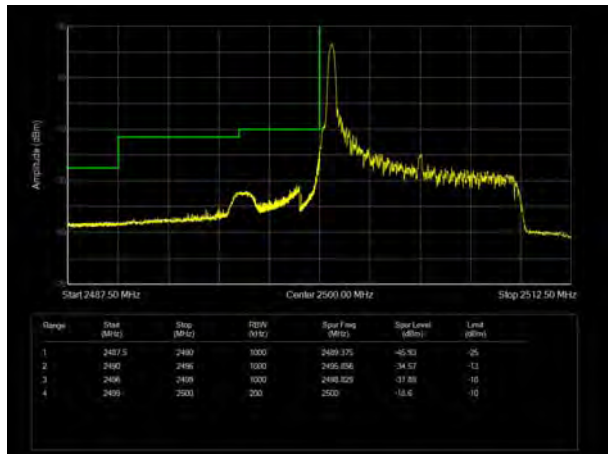
LTE Band 7 QPSK 5MHz CH-Low, 100%RB



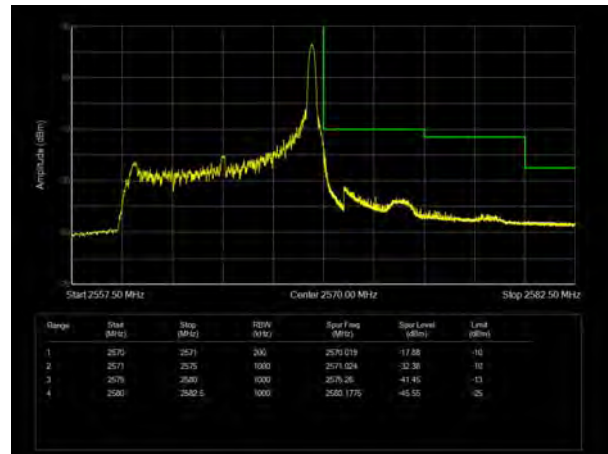
LTE Band 7 QPSK 5MHz CH-High, 100%RB



LTE Band 7 QPSK 10MHz CH-Low, 1 RB

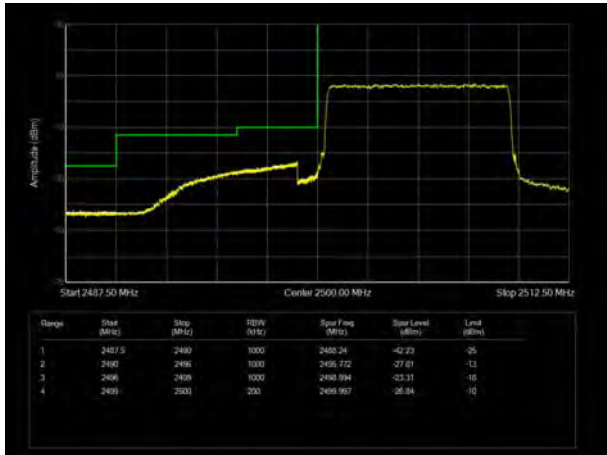


LTE Band 7 QPSK 10MHz CH-High, 1 RB

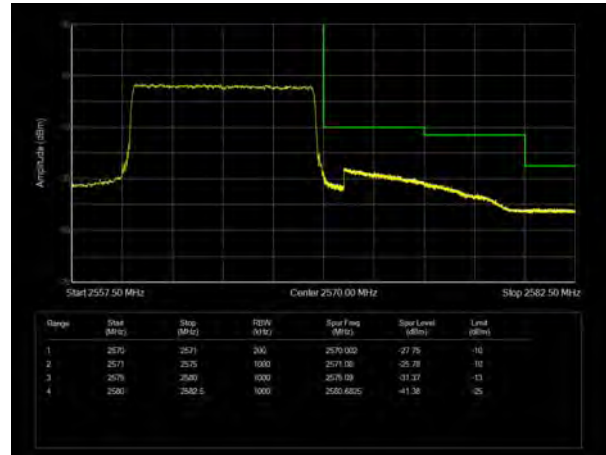




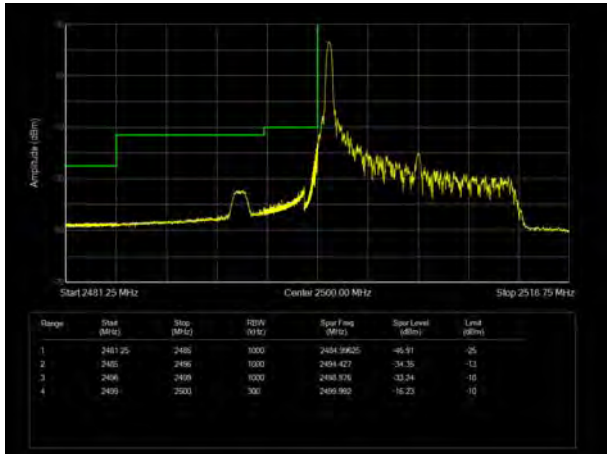
LTE Band 7 QPSK 10MHz CH-Low, 100%RB



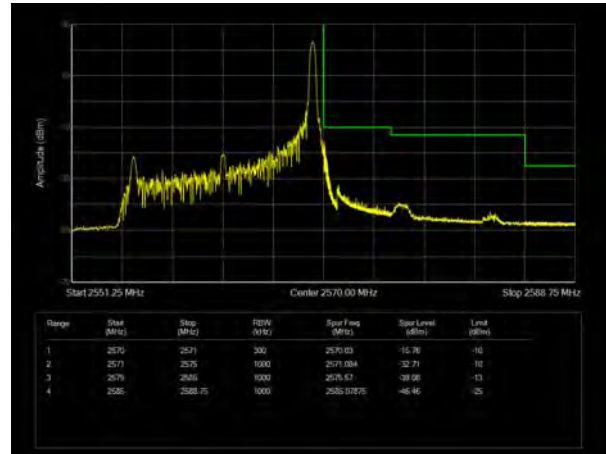
LTE Band 7 QPSK 10MHz CH-High, 100%RB



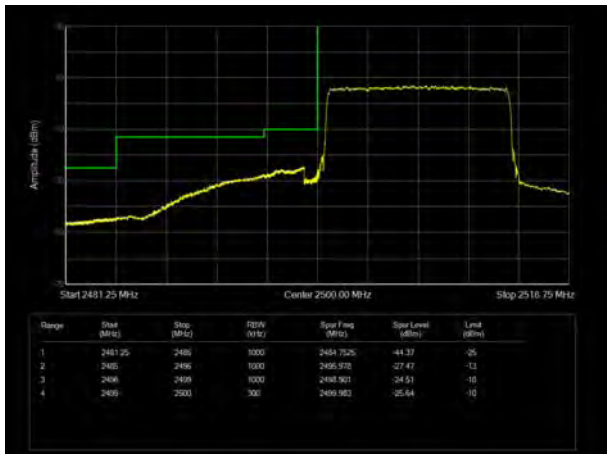
LTE Band 7 QPSK 15MHz CH-Low, 1 RB



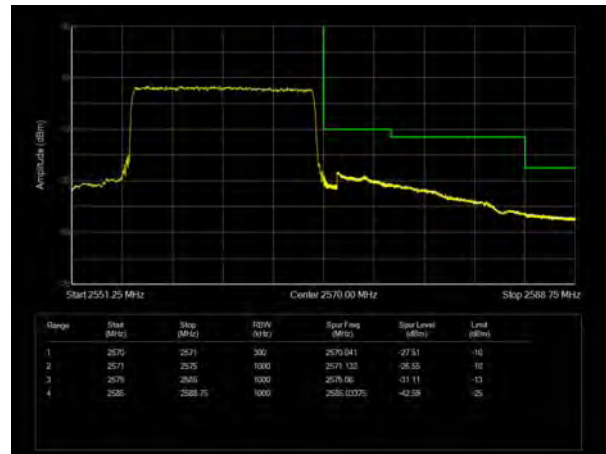
LTE Band 7 QPSK 15MHz CH-High, 1 RB



LTE Band 7 QPSK 15MHz CH-Low, 100%RB

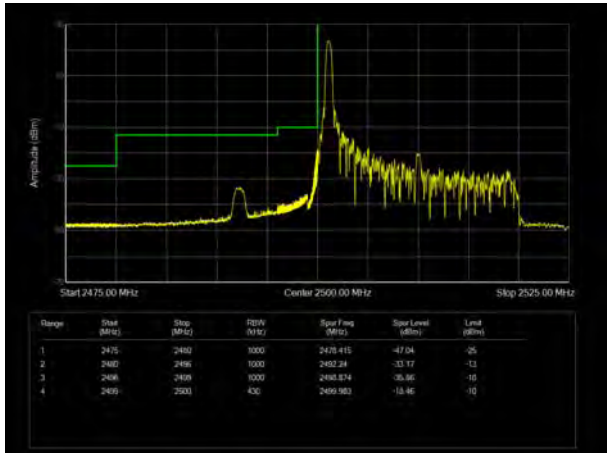


LTE Band 7 QPSK 15MHz CH-High, 100%RB

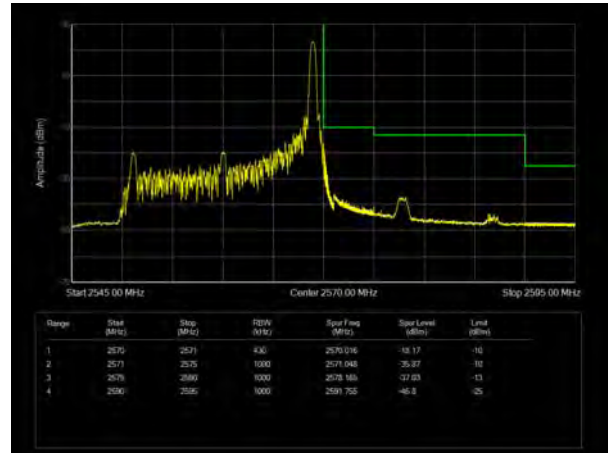




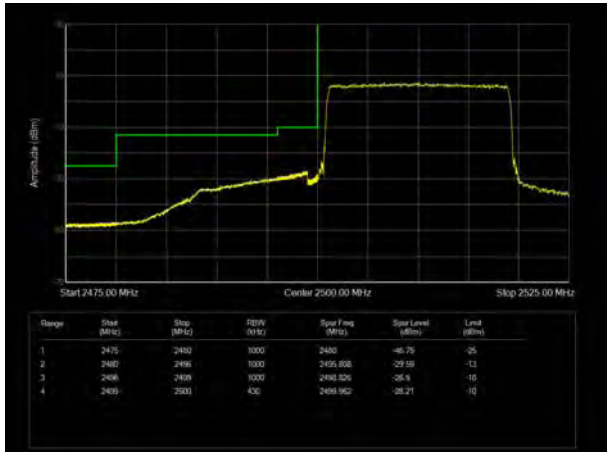
LTE Band 7 QPSK 20MHz CH-Low, 1 RB



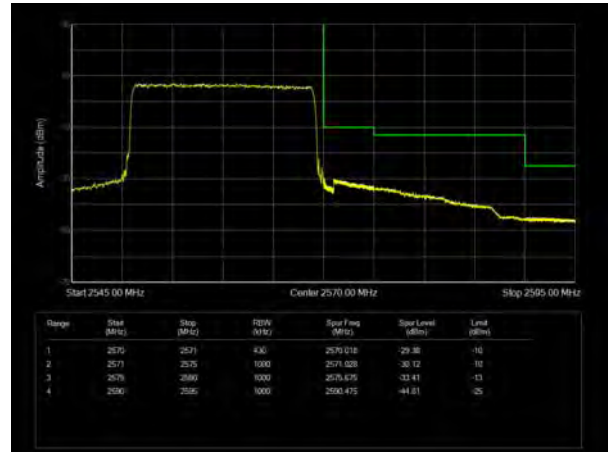
LTE Band 7 QPSK 20MHz CH-High, 1 RB



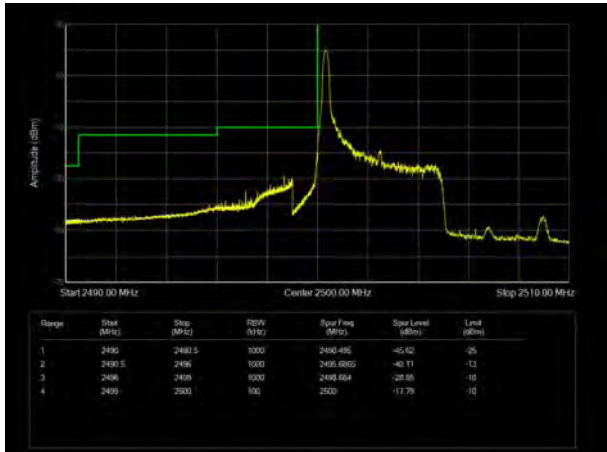
LTE Band 7 QPSK 20MHz CH-Low, 100%RB



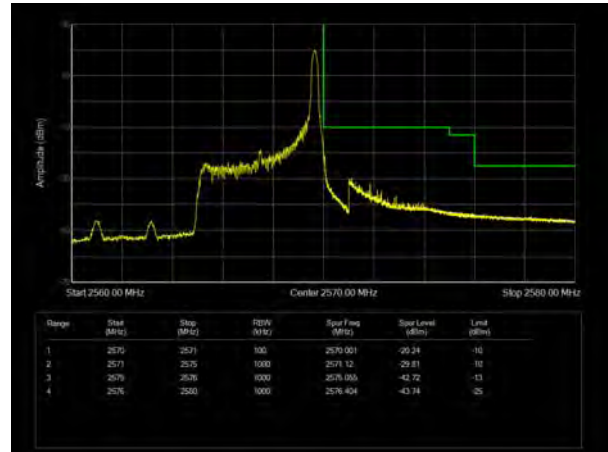
LTE Band 7 QPSK 20MHz CH-High, 100%RB



LTE Band 7 16QAM 5MHz CH-Low, 1 RB

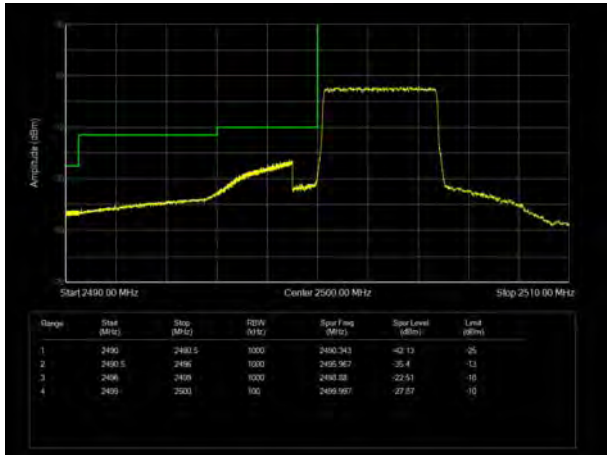


LTE Band 7 16QAM 5MHz CH-High, 1 RB

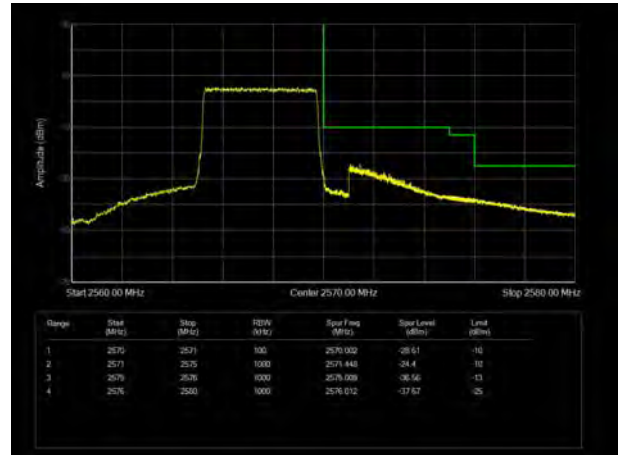




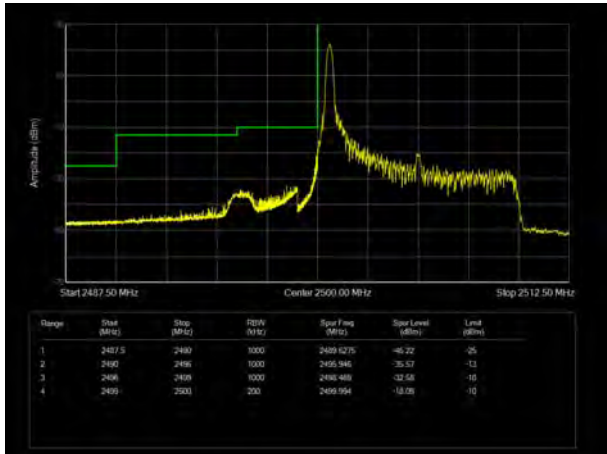
LTE Band 7 16QAM 5MHz CH-Low, 100%RB



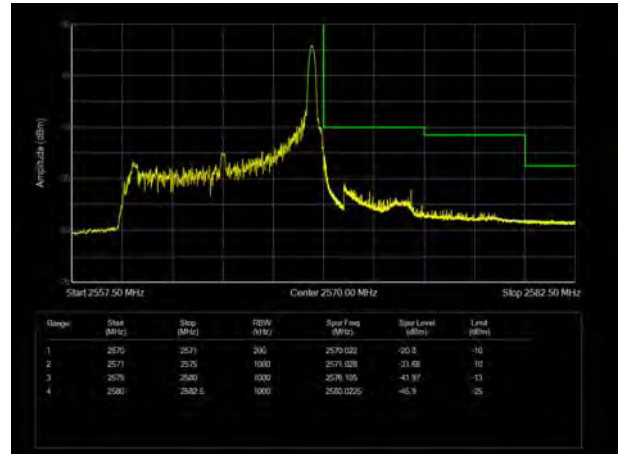
LTE Band 7 16QAM 5MHz CH-High, 100%RB



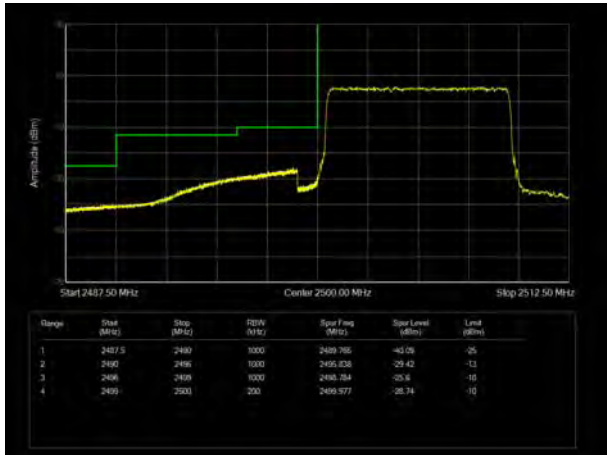
LTE Band 7 16QAM 10MHz CH-Low, 1 RB



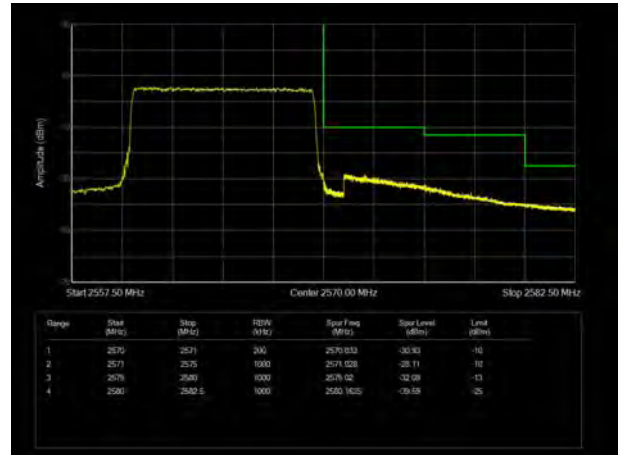
LTE Band 7 16QAM 10MHz CH-High, 1 RB



LTE Band 7 16QAM 10MHz CH-Low, 100%RB

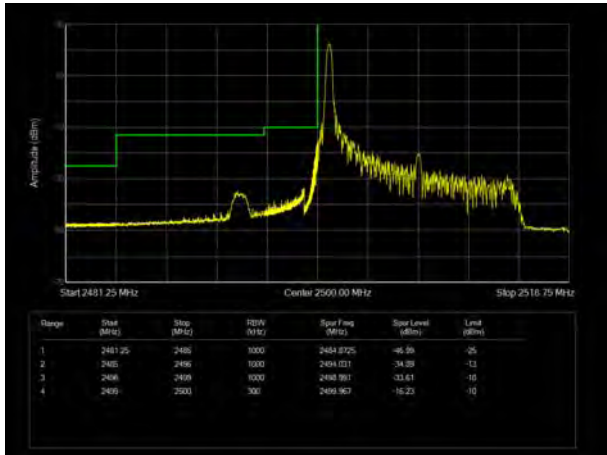


LTE Band 7 16QAM 10MHz CH-High, 100%RB

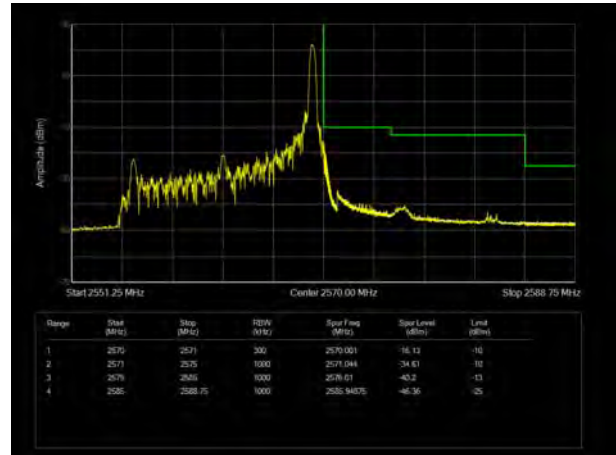




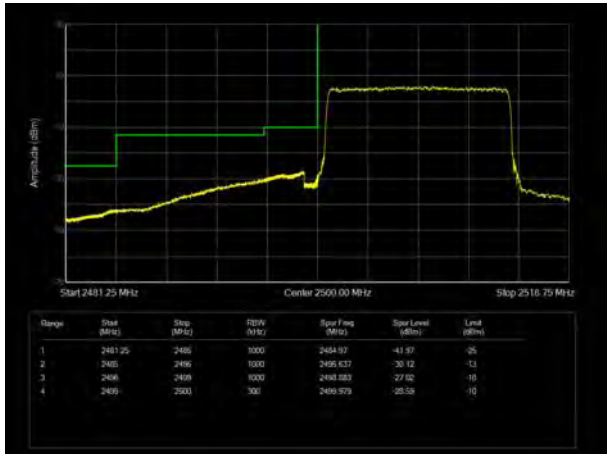
LTE Band 7 16QAM 15MHz CH-Low, 1 RB



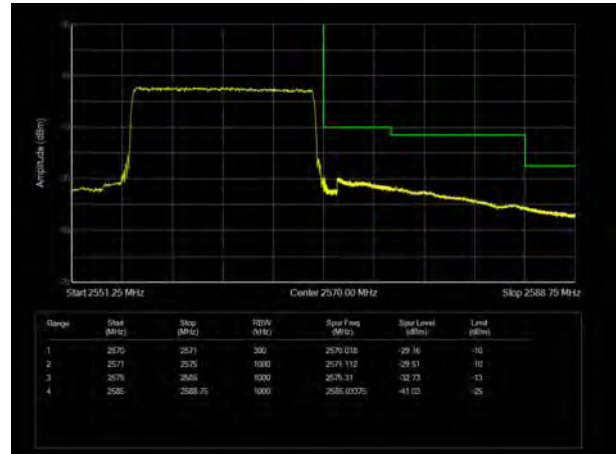
LTE Band 7 16QAM 15MHz CH-High, 1 RB



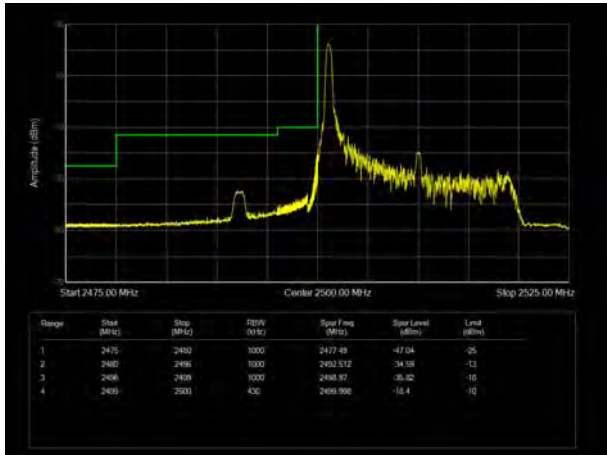
LTE Band 7 16QAM 15MHz CH-Low, 100%RB



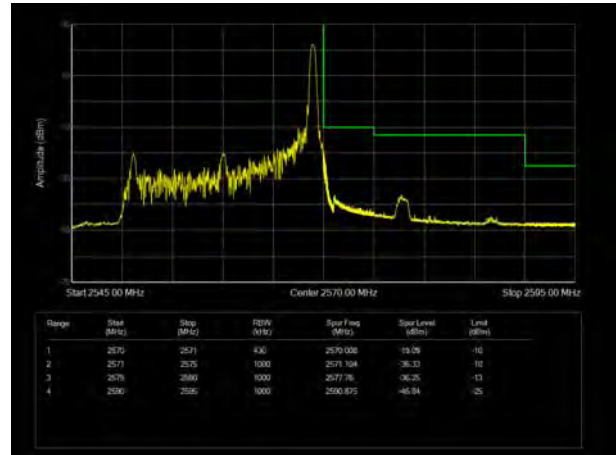
LTE Band 7 16QAM 15MHz CH-High, 100%RB



LTE Band 7 16QAM 20MHz CH-Low, 1 RB

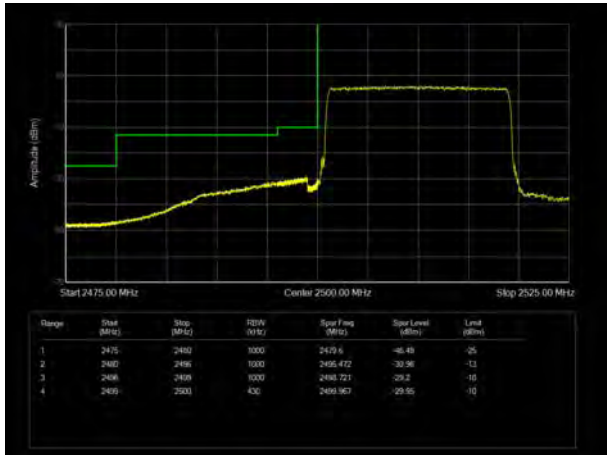


LTE Band 7 16QAM 20MHz CH-High, 1 RB

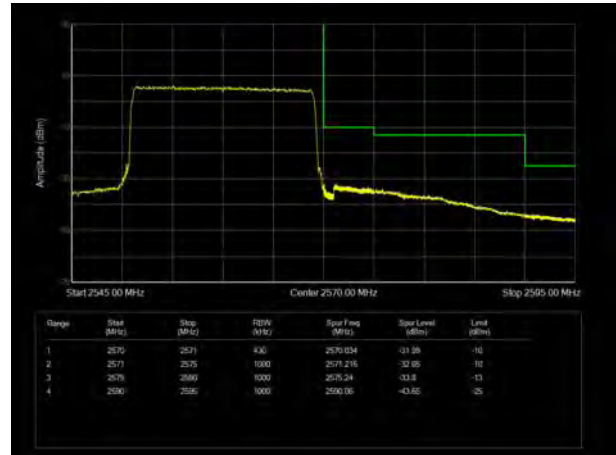




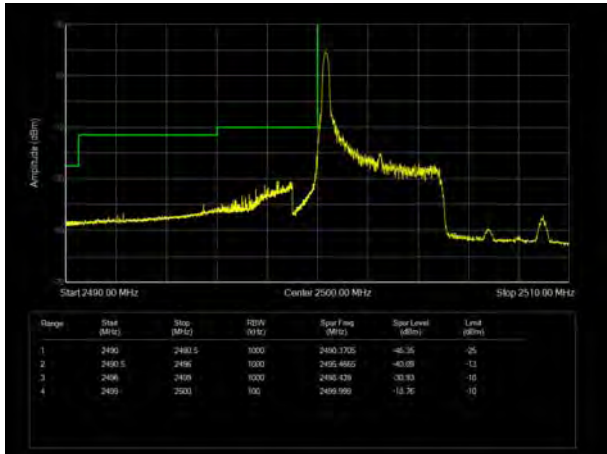
LTE Band 7 16QAM 20MHz CH-Low, 100%RB



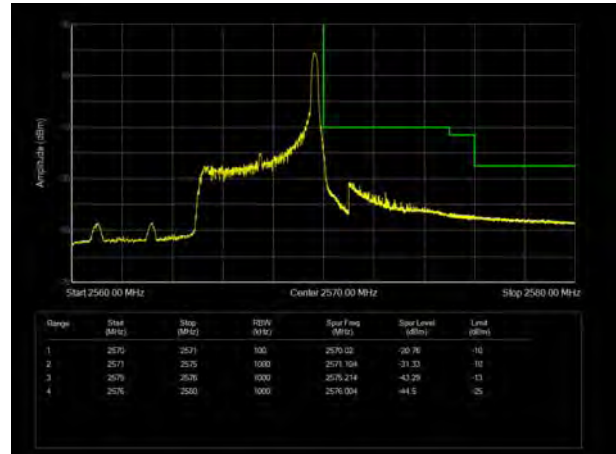
LTE Band 7 16QAM 20MHz CH-High, 100%RB



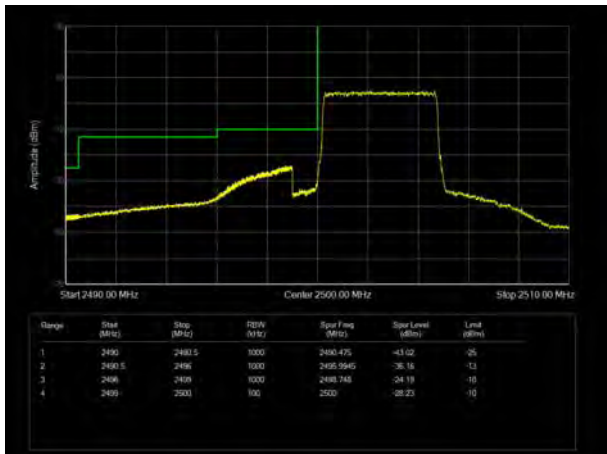
LTE Band 7 64QAM 5MHz CH-Low, 1 RB



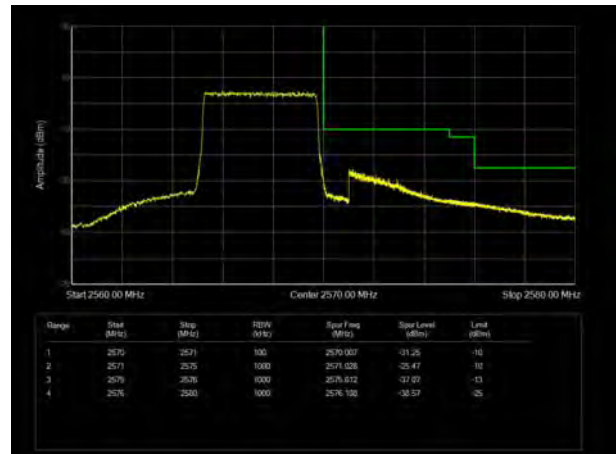
LTE Band 7 64QAM 5MHz CH-High, 1 RB



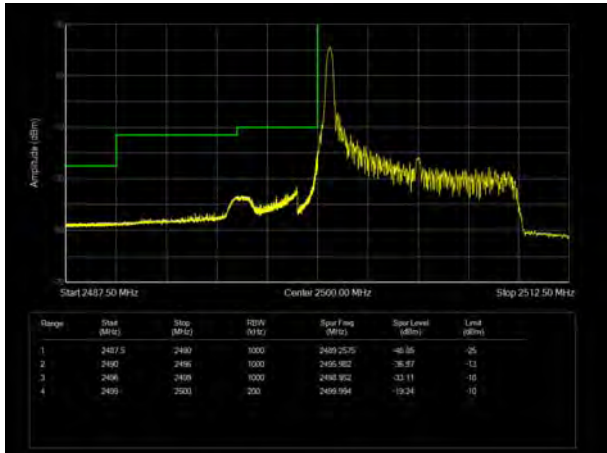
LTE Band 7 64QAM 5MHz CH-Low, 100%RB



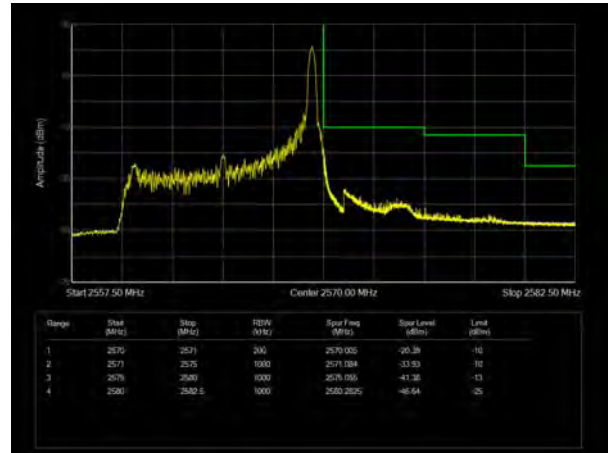
LTE Band 7 64QAM 5MHz CH-High, 100%RB



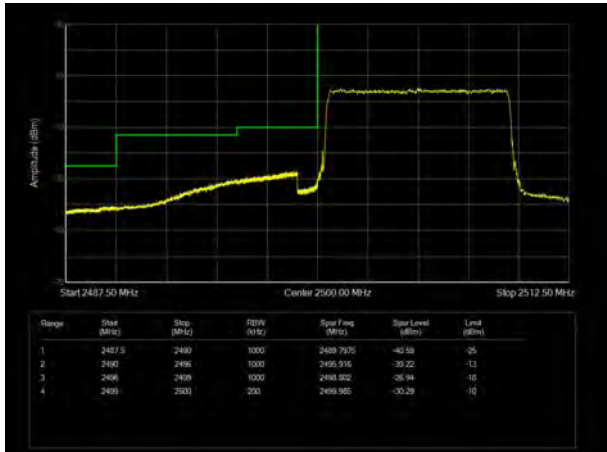
LTE Band 7 64QAM 10MHz CH-Low, 1 RB



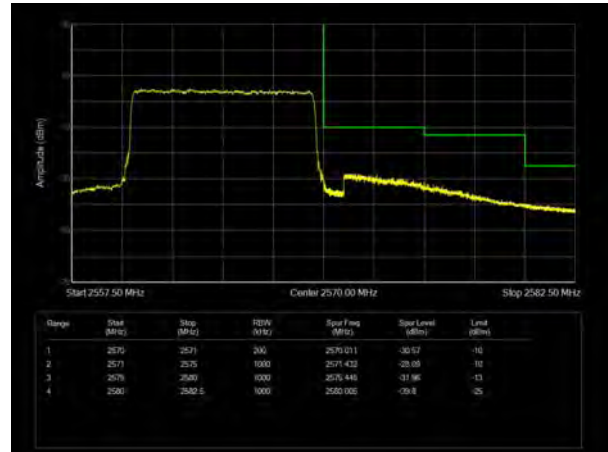
LTE Band 7 64QAM 10MHz CH-High, 1 RB



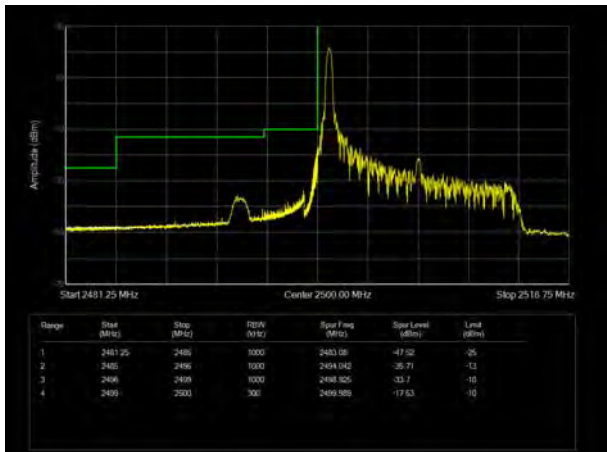
LTE Band 7 64QAM 10MHz CH-Low, 100%RB



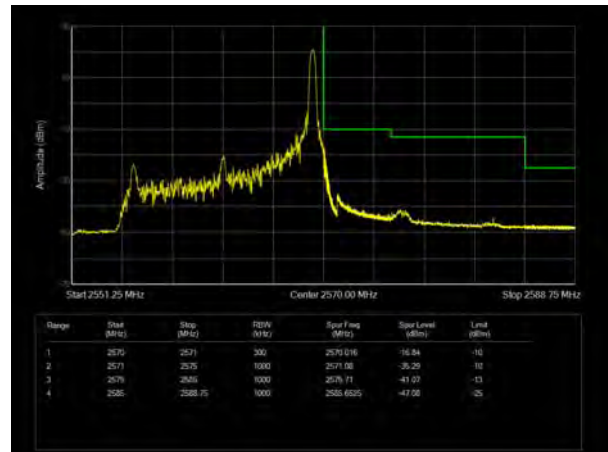
LTE Band 7 64QAM 10MHz CH-High, 100%RB



LTE Band 7 64QAM 15MHz CH-Low, 1 RB

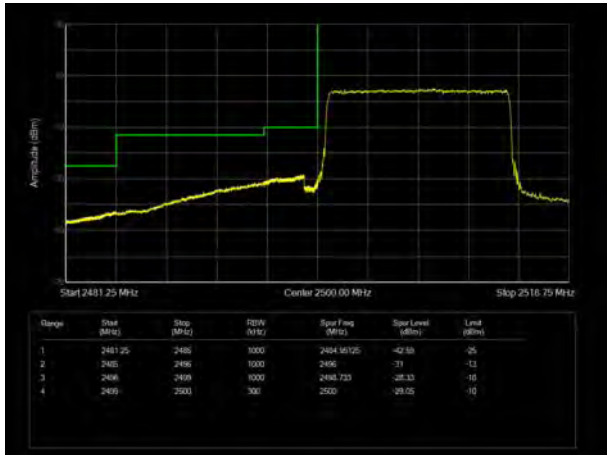


LTE Band 7 64QAM 15MHz CH-High, 1 RB

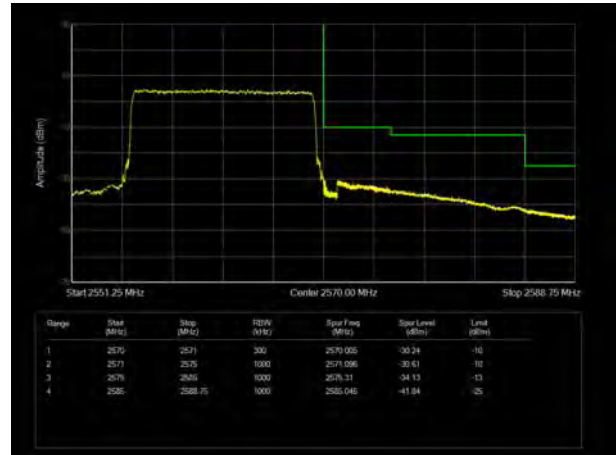




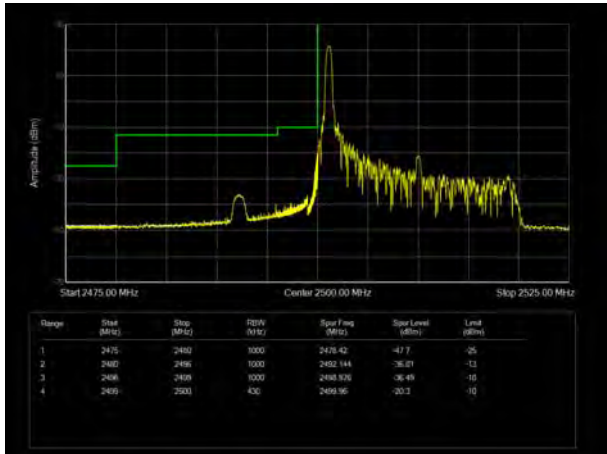
LTE Band 7 64QAM 15MHz CH-Low, 100%RB



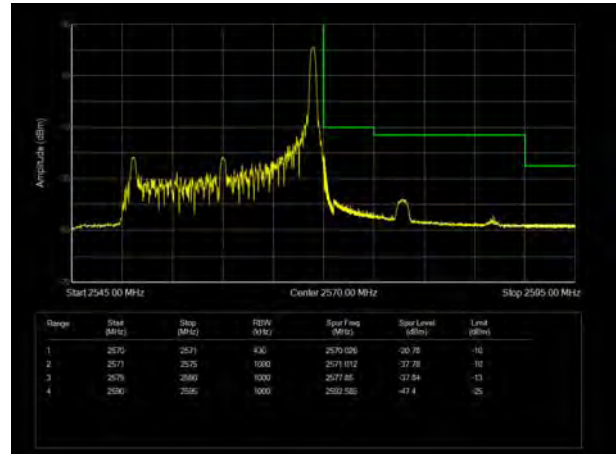
LTE Band 7 64QAM 15MHz CH-High, 100%RB



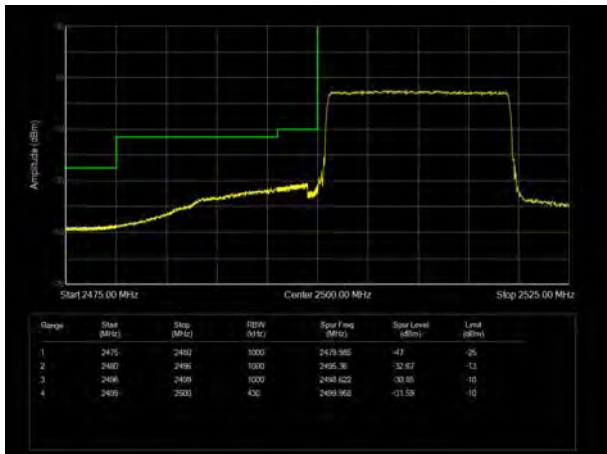
LTE Band 7 64QAM 20MHz CH-Low, 1 RB



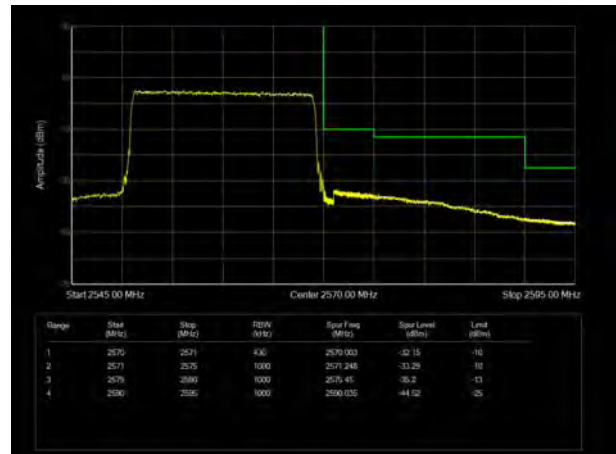
LTE Band 7 64QAM 20MHz CH-High, 1 RB



LTE Band 7 64QAM 20MHz CH-Low, 100%RB

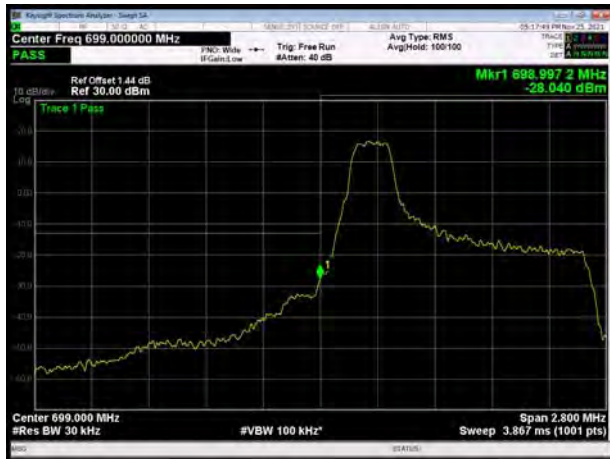


LTE Band 7 64QAM 20MHz CH-High, 100%RB





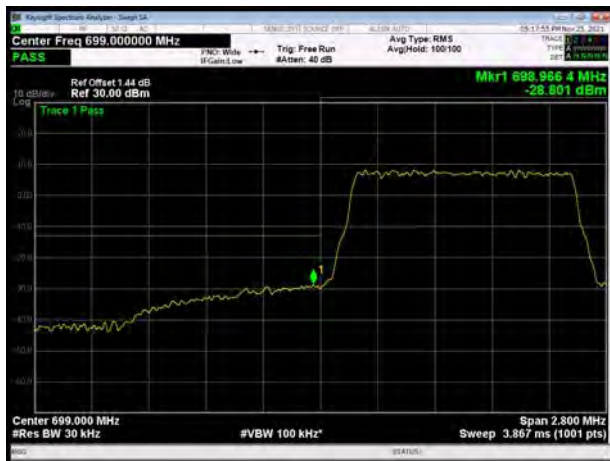
LTE Band 12 QPSK 1.4MHz CH-Low, 1 RB



LTE Band 12 QPSK 1.4MHz CH-High, 1 RB



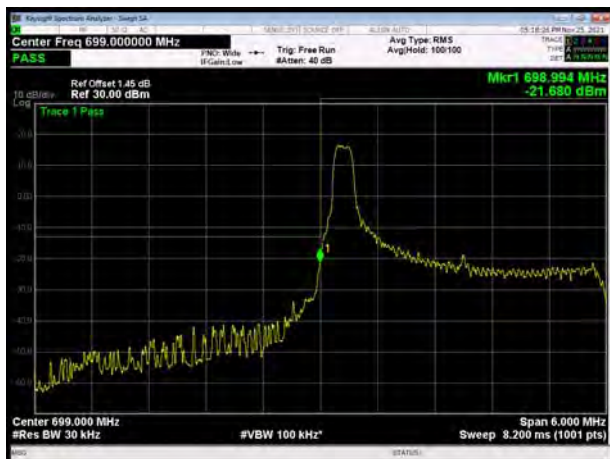
LTE Band 12 QPSK 1.4MHz CH-Low, 100%RB



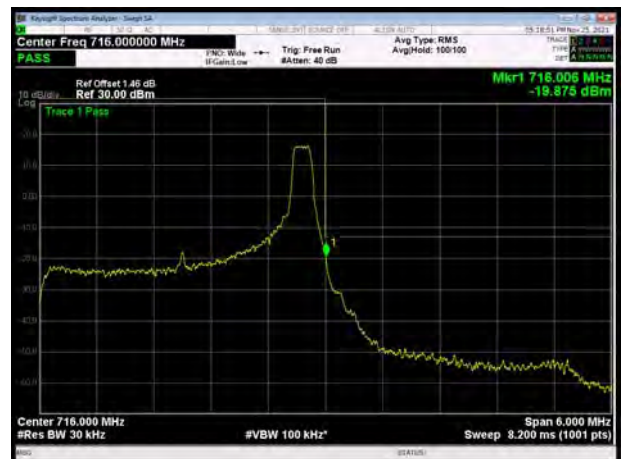
LTE Band 12 QPSK 1.4MHz CH-High, 100%RB



LTE Band 12 QPSK 3MHz CH-Low, 1 RB



LTE Band 12 QPSK 3MHz CH-High, 1 RB

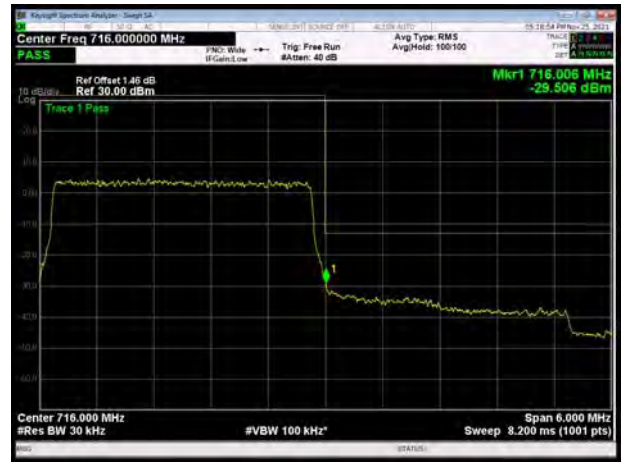




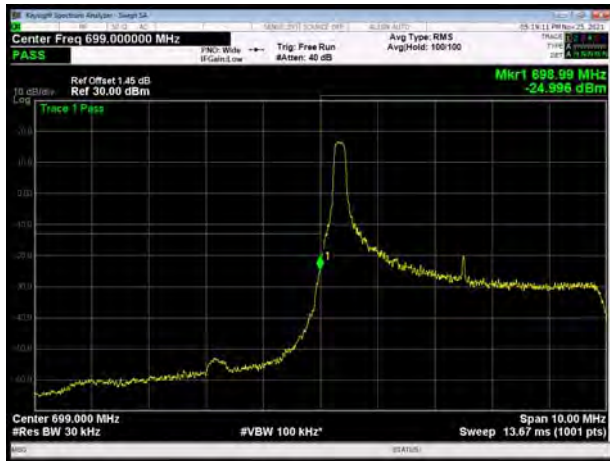
LTE Band 12 QPSK 3MHz CH-Low, 100%RB



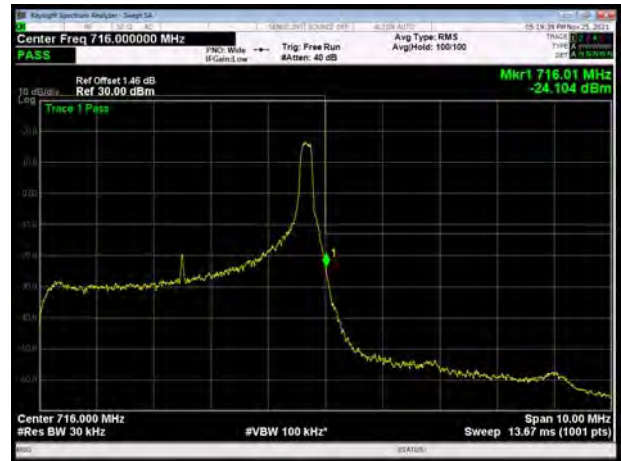
LTE Band 12 QPSK 3MHz CH-High, 100%RB



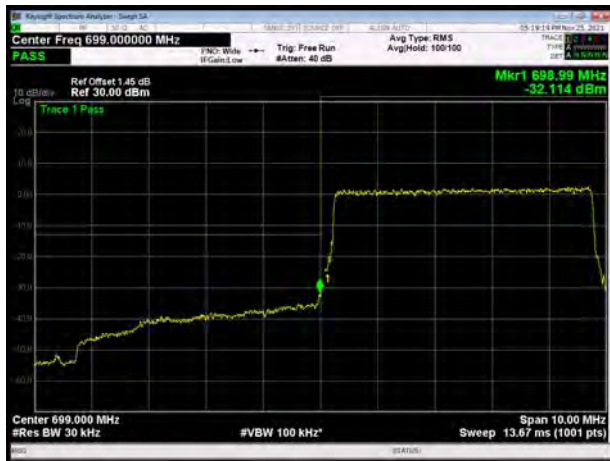
LTE Band 12 QPSK 5MHz CH-Low, 1 RB



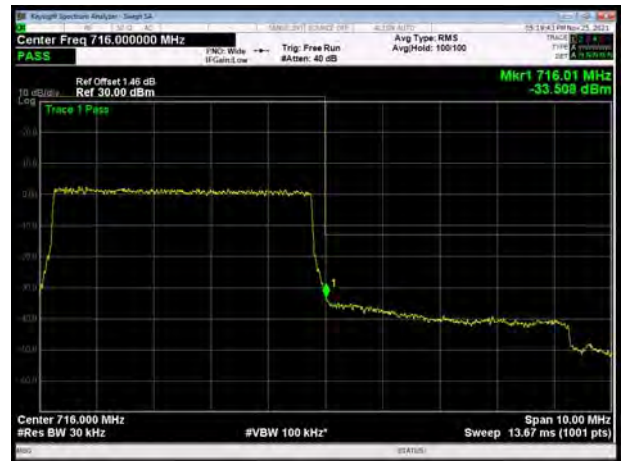
LTE Band 12 QPSK 5MHz CH-High, 1 RB



LTE Band 12 QPSK 5MHz CH-Low, 100%RB

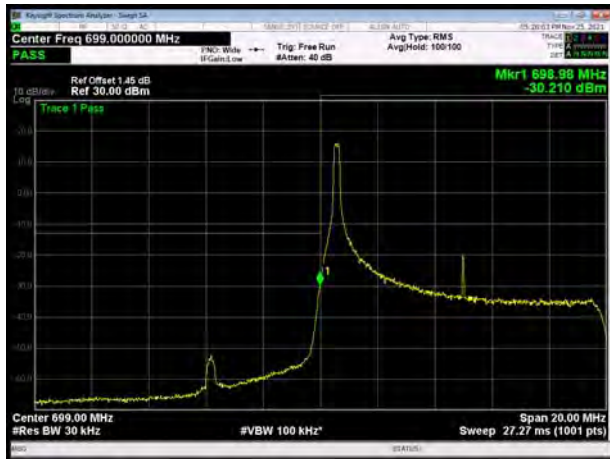


LTE Band 12 QPSK 5MHz CH-High, 100%RB

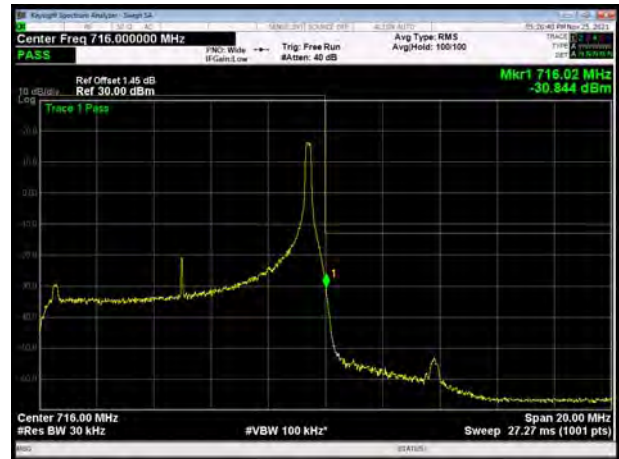




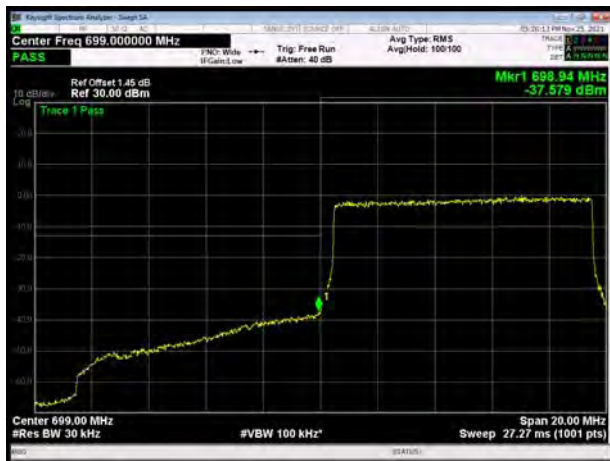
LTE Band 12 QPSK 10MHz CH-Low, 1 RB



LTE Band 12 QPSK 10MHz CH-High, 1 RB



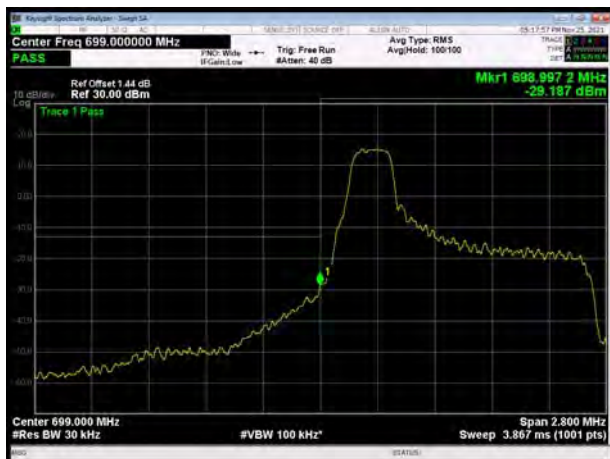
LTE Band 12 QPSK 10MHz CH-Low, 100%RB



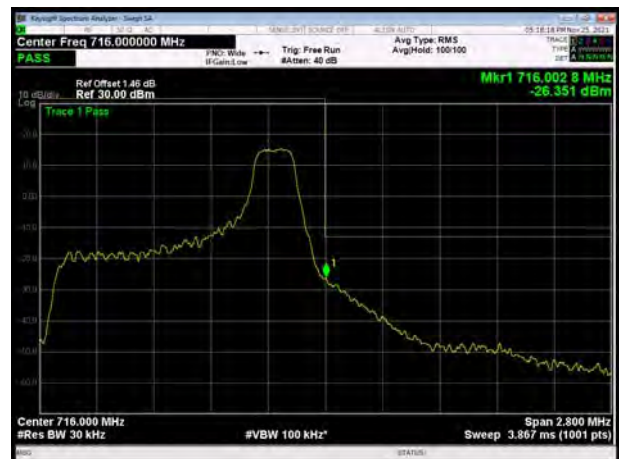
LTE Band 12 QPSK 10MHz CH-High, 100%RB



LTE Band 12 16QAM 1.4MHz CH-Low, 1 RB



LTE Band 12 16QAM 1.4MHz CH-High, 1 RB





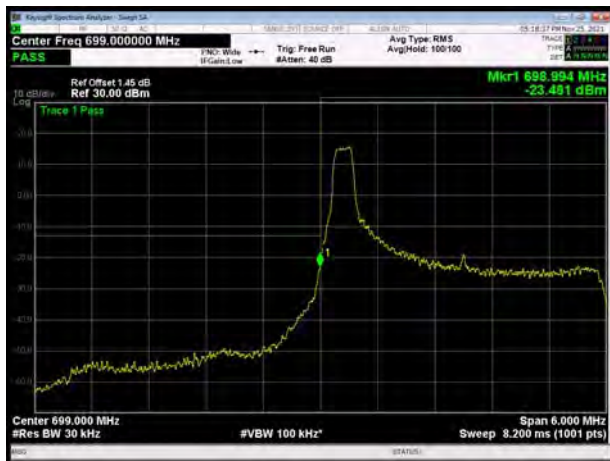
LTE Band 12 16QAM 1.4MHz CH-Low, 100%RB



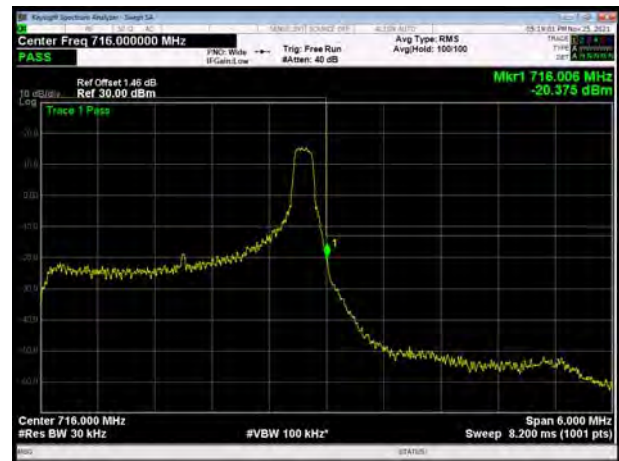
LTE Band 12 16QAM 1.4MHz CH-High, 100%RB



LTE Band 12 16QAM 3MHz CH-Low, 1 RB



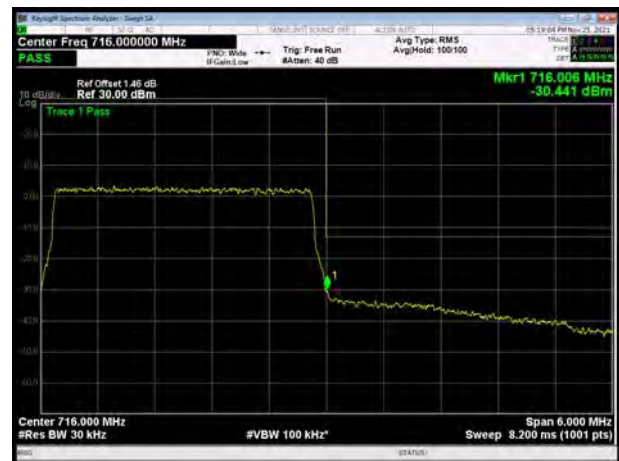
LTE Band 12 16QAM 3MHz CH-High, 1 RB



LTE Band 12 16QAM 3MHz CH-Low, 100%RB

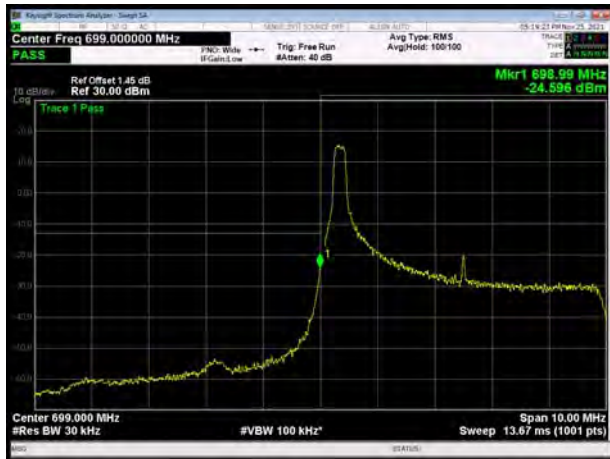


LTE Band 12 16QAM 3MHz CH-High, 100%RB

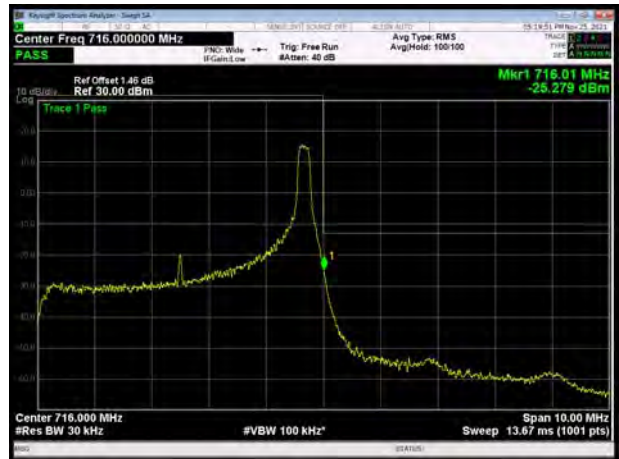




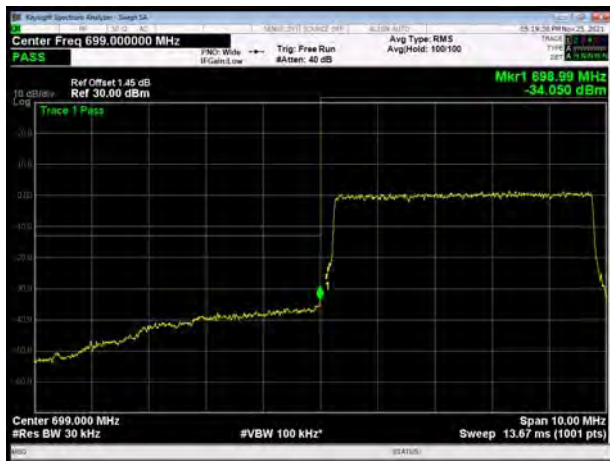
LTE Band 12 16QAM 5MHz CH-Low, 1 RB



LTE Band 12 16QAM 5MHz CH-High, 1 RB



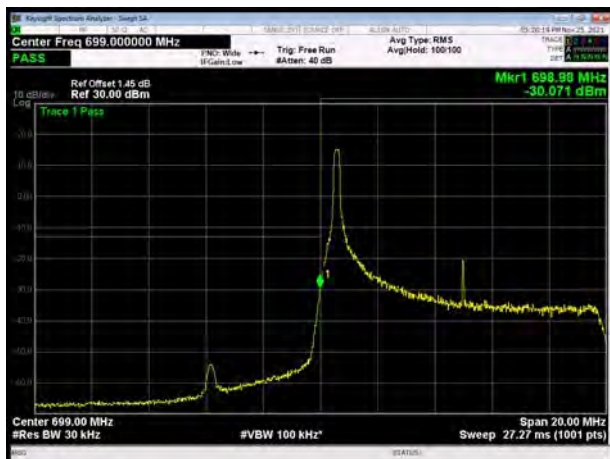
LTE Band 12 16QAM 5MHz CH-Low, 100%RB



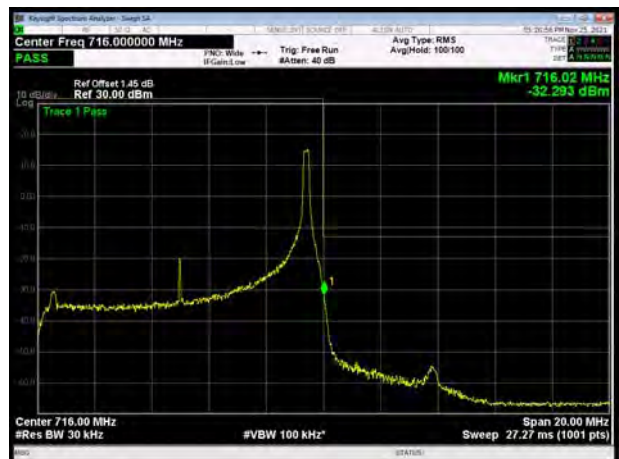
LTE Band 12 16QAM 5MHz CH-High, 100%RB



LTE Band 12 16QAM 10MHz CH-Low, 1 RB

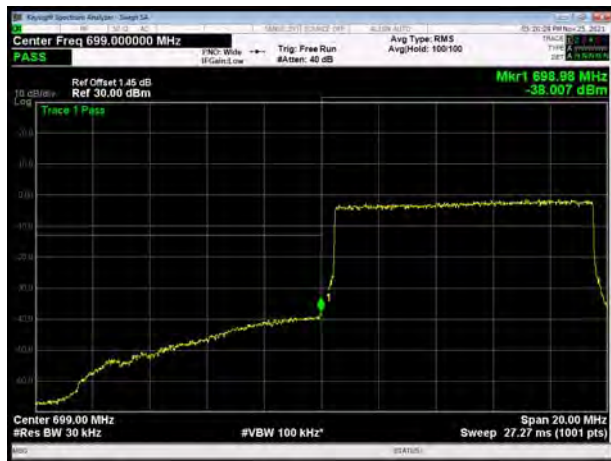


LTE Band 12 16QAM 10MHz CH-High, 1 RB





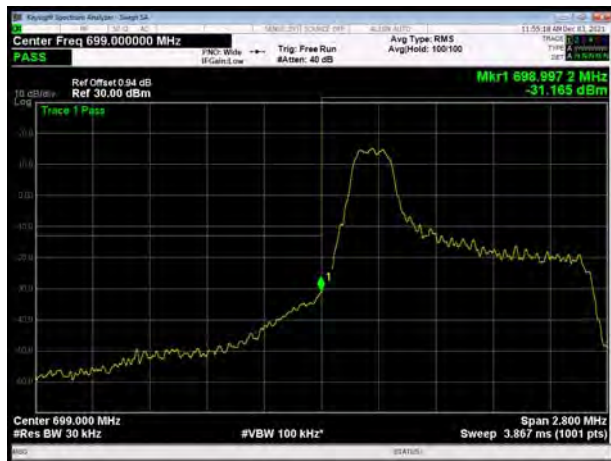
LTE Band 12 16QAM 10MHz CH-Low, 100%RB



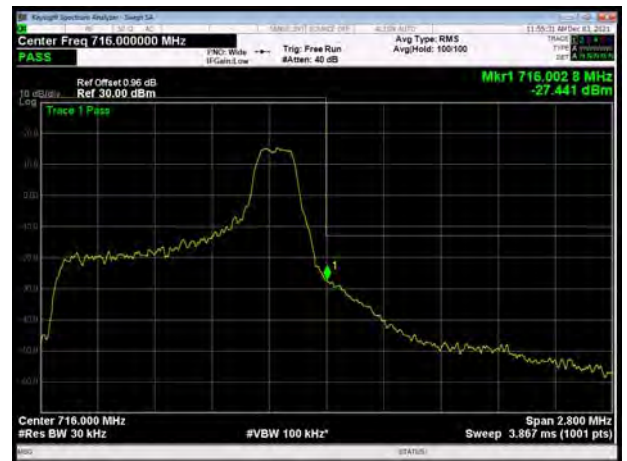
LTE Band 12 16QAM 10MHz CH-High, 100%RB



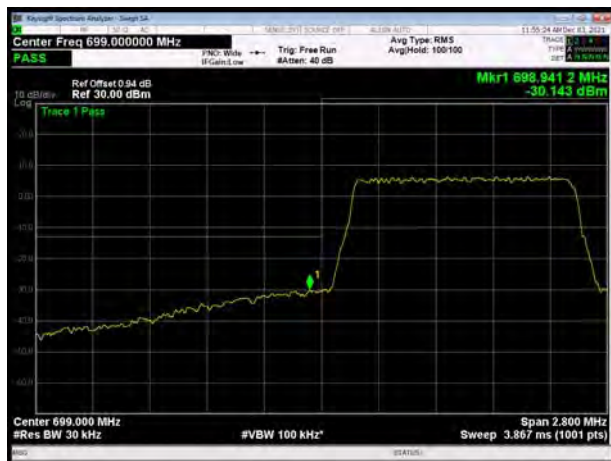
LTE Band 12 64QAM 1.4MHz CH-Low, 1 RB



LTE Band 12 64QAM 1.4MHz CH-High, 1 RB



LTE Band 12 64QAM 1.4MHz CH-Low, 100%RB

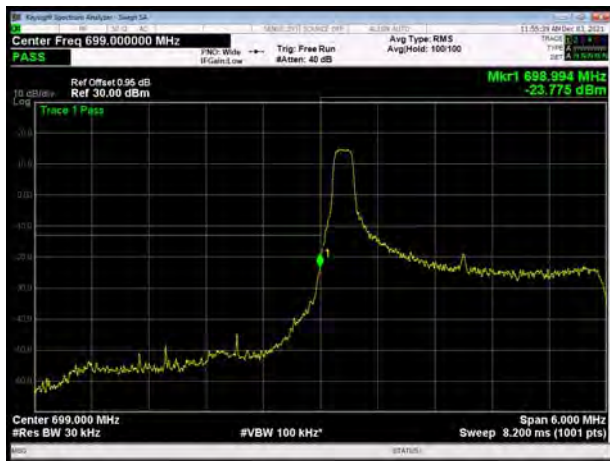


LTE Band 12 64QAM 1.4MHz CH-High, 100%RB

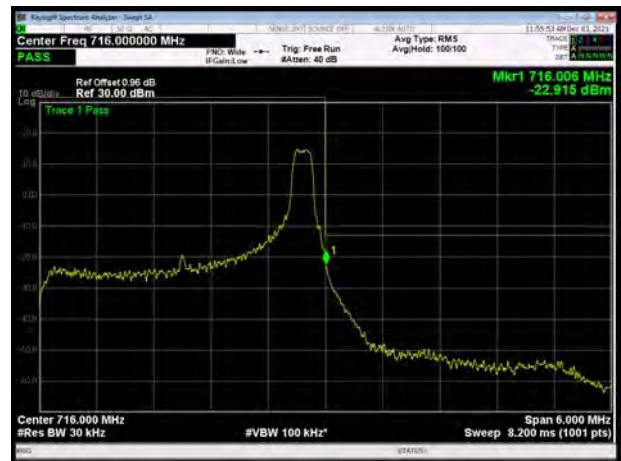




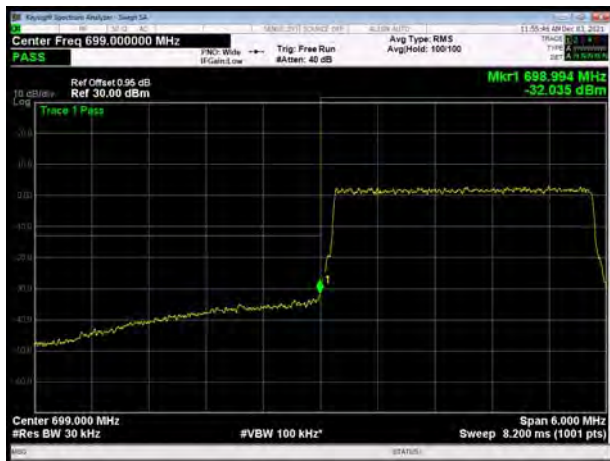
LTE Band 12 64QAM 3MHz CH-Low, 1 RB



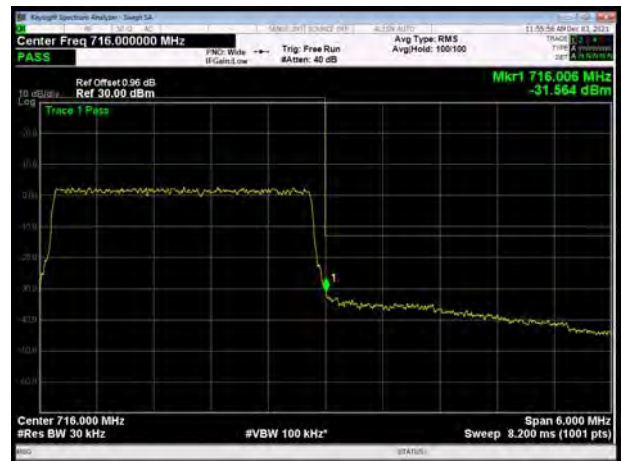
LTE Band 12 64QAM 3MHz CH-High, 1 RB



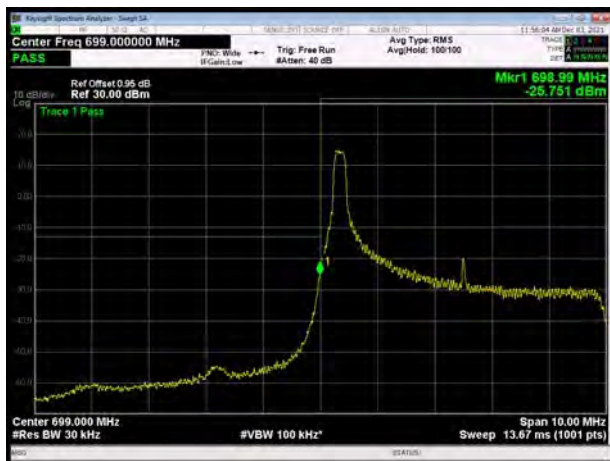
LTE Band 12 64QAM 3MHz CH-Low, 100%RB



LTE Band 12 64QAM 3MHz CH-High, 100%RB



LTE Band 12 64QAM 5MHz CH-Low, 1 RB

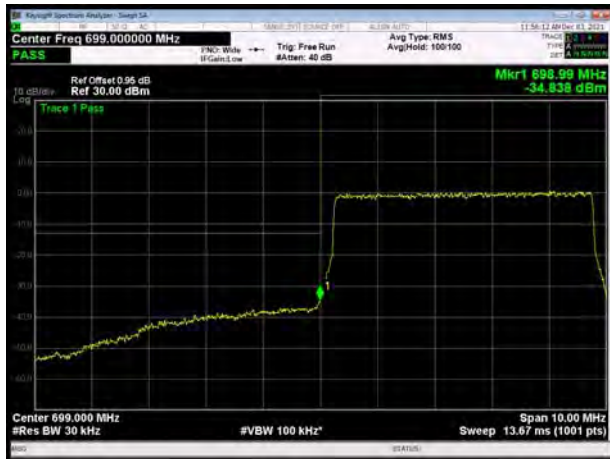


LTE Band 12 64QAM 5MHz CH-High, 1 RB





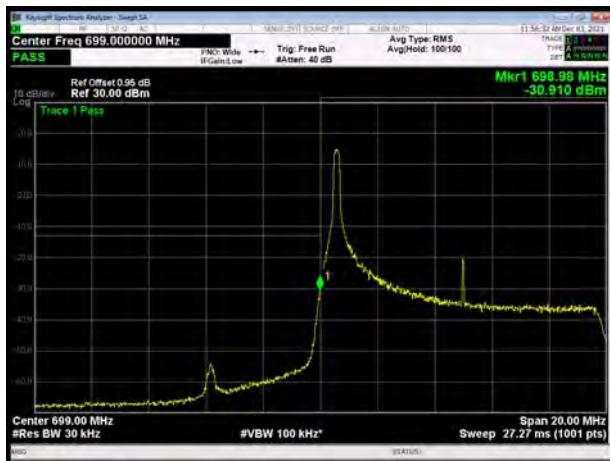
LTE Band 12 64QAM 5MHz CH-Low, 100%RB



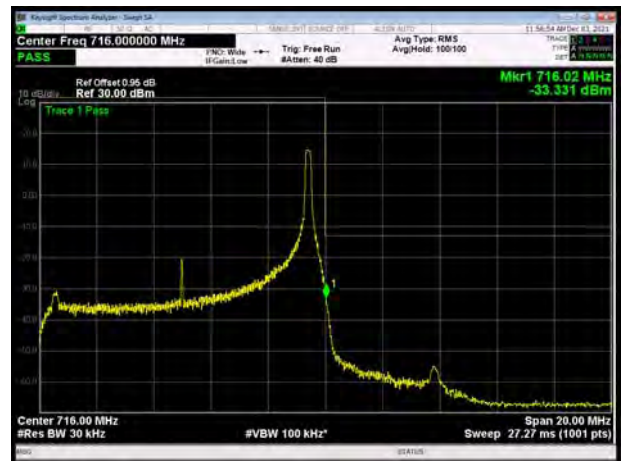
LTE Band 12 64QAM 5MHz CH-High, 100%RB



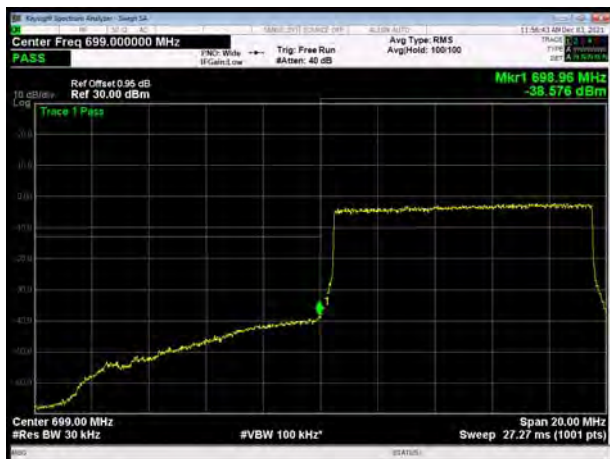
LTE Band 12 64QAM 10MHz CH-Low, 1 RB



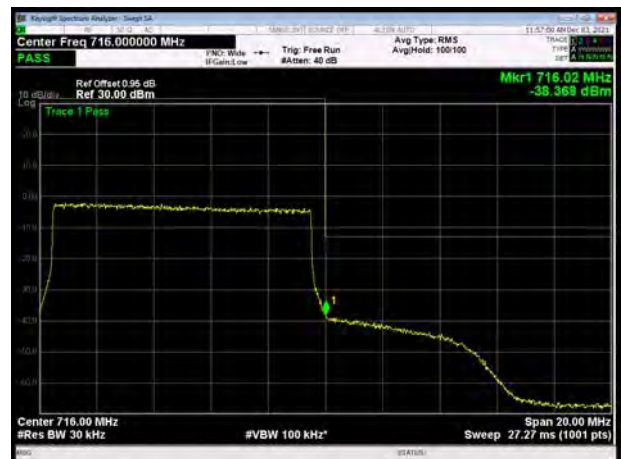
LTE Band 12 64QAM 10MHz CH-High, 1 RB



LTE Band 12 64QAM 10MHz CH-Low, 100%RB

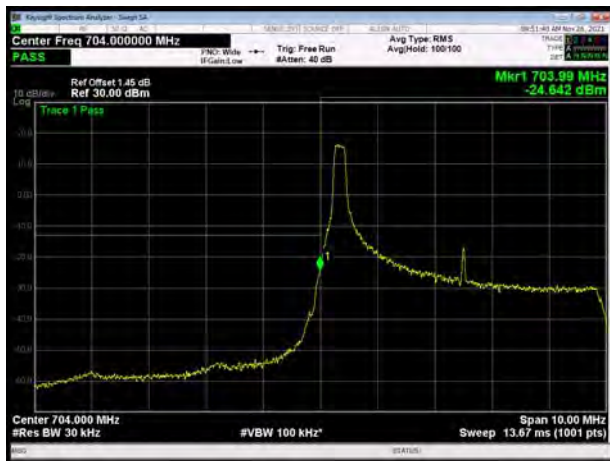


LTE Band 12 64QAM 10MHz CH-High, 100%RB

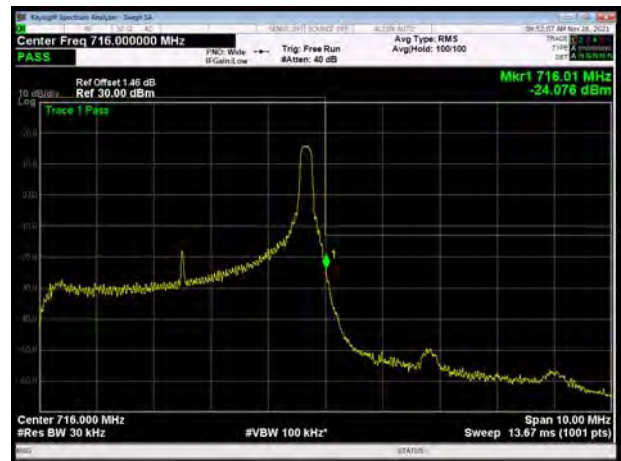




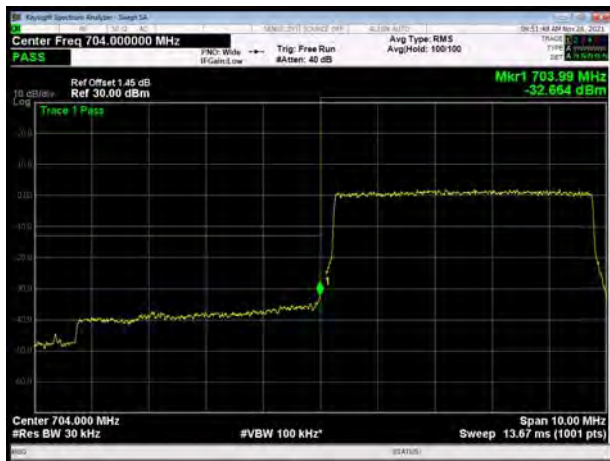
LTE Band 17 QPSK 5MHz CH-Low, 1 RB



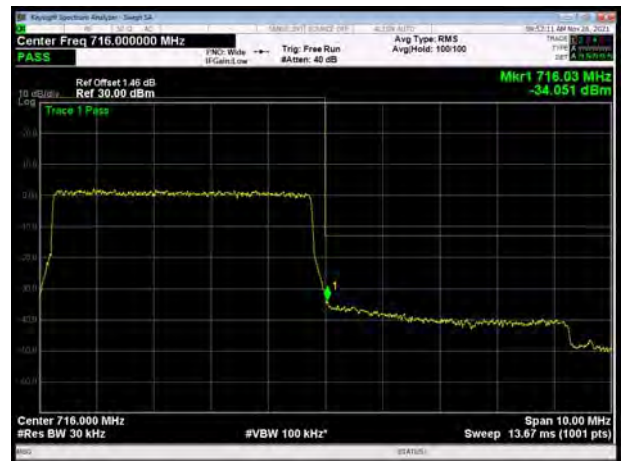
LTE Band 17 QPSK 5MHz CH-High, 1 RB



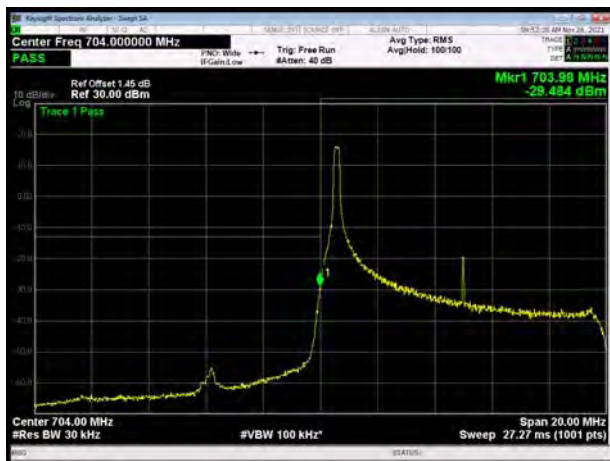
LTE Band 17 QPSK 5MHz CH-Low, 100%RB



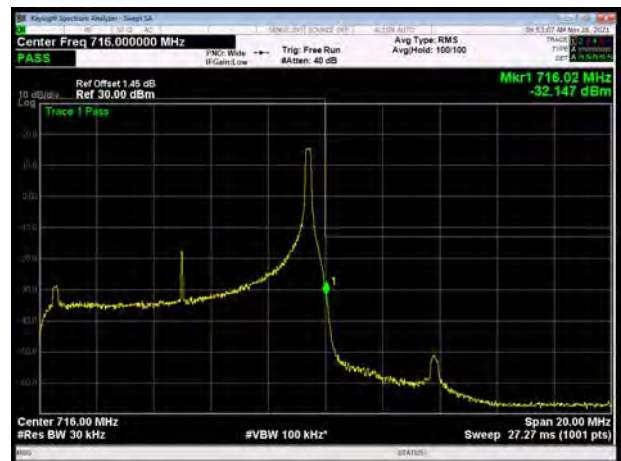
LTE Band 17 QPSK 5MHz CH-High, 100%RB



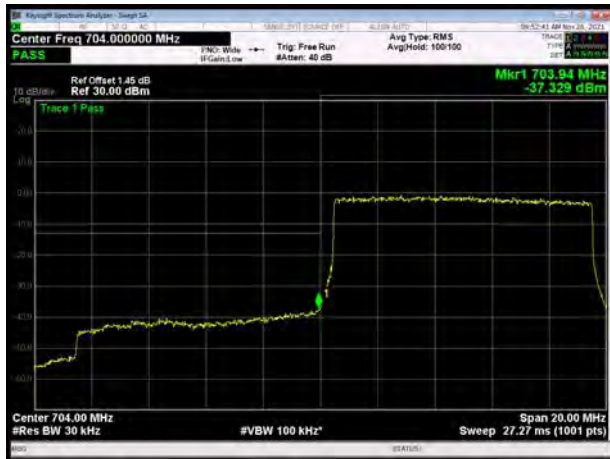
LTE Band 17 QPSK 10MHz CH-Low, 1 RB



LTE Band 17 QPSK 10MHz CH-High, 1 RB



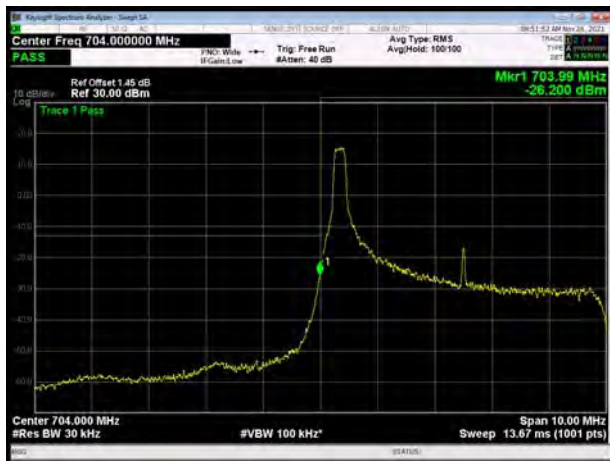
LTE Band 17 QPSK 10MHz CH-Low, 100%RB



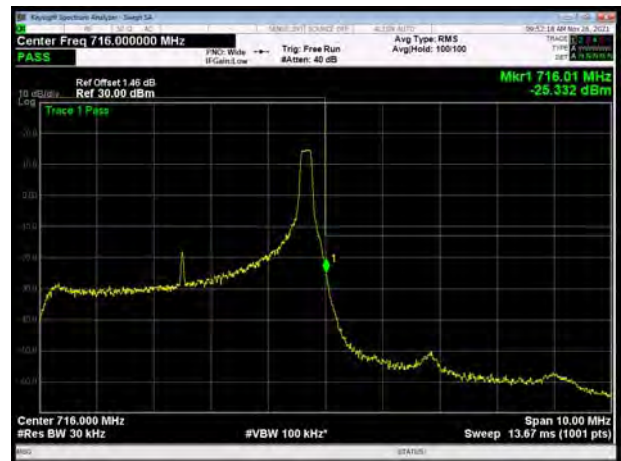
LTE Band 17 QPSK 10MHz CH-High, 100%RB



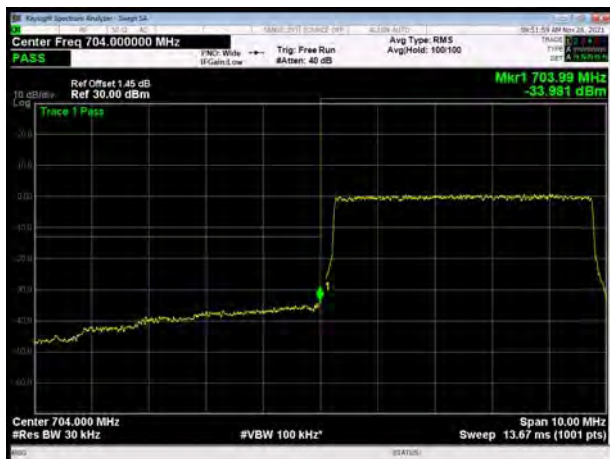
LTE Band 17 16QAM 5MHz CH-Low, 1 RB



LTE Band 17 16QAM 5MHz CH-High, 1 RB



LTE Band 17 16QAM 5MHz CH-Low, 100%RB



LTE Band 17 16QAM 5MHz CH-High, 100%RB

