



Appendix for test report



1Appendix_A: Effective (Isotropic) Radiated Power Output Data

Part I - Test Results

Test Band(LTE)	Test Mode	Test Bandwidth	Test Channel	Test RB	Measured[dBm]	ERP[dBm]	Limit [dBm]	Verdict
BAND17	LTE/TM1	5	LCH	RB1#0	22.95	23.63	34.7	PASS
				RB1#13	23.09	23.96	34.7	PASS
				RB1#24	23.01	23.96	34.7	PASS
				RB12#0	21.98	22.85	34.7	PASS
				RB12#6	22.01	22.69	34.7	PASS
				RB12#13	22.09	22.99	34.7	PASS
				RB25#0	22.06	22.75	34.7	PASS
			MCH	RB1#0	22.99	24.00	34.7	PASS
				RB1#13	23.16	24.10	34.7	PASS
				RB1#24	23.1	23.80	34.7	PASS
				RB12#0	22.1	22.88	34.7	PASS
				RB12#6	22.1	23.02	34.7	PASS
				RB12#13	22.14	22.97	34.7	PASS
				RB25#0	22.09	22.75	34.7	PASS
			HCH	RB1#0	23.14	24.17	34.7	PASS
				RB1#13	23.25	24.09	34.7	PASS
				RB1#24	23.19	24.22	34.7	PASS
				RB12#0	22.2	23.12	34.7	PASS
				RB12#6	22.21	23.23	34.7	PASS
				RB12#13	22.18	23.16	34.7	PASS
				RB25#0	22.22	23.26	34.7	PASS
		10	LCH	RB1#0	22.84	23.58	34.7	PASS
				RB1#25	23.1	24.04	34.7	PASS
				RB1#49	23.11	24.04	34.7	PASS
				RB25#0	22.01	22.83	34.7	PASS
				RB25#13	22.05	22.83	34.7	PASS
				RB25#25	22.11	22.78	34.7	PASS



Test Band(LTE)	Test Mode	Test Bandwidth	Test Channel	Test RB	Measured[dBm]	ERP[dBm]	Limit [dBm]	Verdict	
				RB50#0	22.12	23.15	34.7	PASS	
			MCH	RB1#0	22.9	23.62	34.7	PASS	
				RB1#25	23.2	24.22	34.7	PASS	
				RB1#49	23.05	23.79	34.7	PASS	
				RB25#0	22.08	22.83	34.7	PASS	
				RB25#13	22.08	22.78	34.7	PASS	
				RB25#25	22.1	22.90	34.7	PASS	
				RB50#0	22.06	22.96	34.7	PASS	
			HCH	RB1#0	22.84	23.79	34.7	PASS	
				RB1#25	23.24	23.97	34.7	PASS	
				RB1#49	23.11	23.83	34.7	PASS	
				RB25#0	22.03	23.02	34.7	PASS	
				RB25#13	22.16	23.15	34.7	PASS	
				RB25#25	22.16	23.05	34.7	PASS	
	RB50#0	22.09		22.81	34.7	PASS			
			5	LCH	RB1#0	22.04	22.76	34.7	PASS
					RB1#13	22.12	23.00	34.7	PASS
					RB1#24	22.15	22.82	34.7	PASS
					RB12#0	21	21.88	34.7	PASS
					RB12#6	21.04	21.77	34.7	PASS
					RB12#13	20.99	21.99	34.7	PASS
					RB25#0	21.05	21.92	34.7	PASS
		MCH		RB1#0	22.11	23.15	34.7	PASS	
				RB1#13	22.27	23.13	34.7	PASS	
				RB1#24	22.29	23.23	34.7	PASS	
				RB12#0	21.06	21.94	34.7	PASS	
				RB12#6	21.12	21.98	34.7	PASS	
				RB12#13	21.16	21.95	34.7	PASS	
RB25#0				21.01	21.67	34.7	PASS		
HCH	RB1#0	22.47	23.32	34.7	PASS				
	RB1#13	22.55	23.46	34.7	PASS				
	RB1#24	22.53	23.34	34.7	PASS				
	RB12#0	21.09	21.97	34.7	PASS				



Test Band(LTE)	Test Mode	Test Bandwidth	Test Channel	Test RB	Measured[dBm]	ERP[dBm]	Limit [dBm]	Verdict	
				RB12#6	21.19	21.85	34.7	PASS	
				RB12#13	21.11	22.02	34.7	PASS	
				RB25#0	21.14	21.80	34.7	PASS	
		10	LCH	RB1#0	22	23.01	34.7	PASS	
				RB1#25	22.26	23.10	34.7	PASS	
				RB1#49	22.2	23.19	34.7	PASS	
				RB25#0	21.01	21.87	34.7	PASS	
				RB25#13	21.07	21.78	34.7	PASS	
				RB25#25	21.07	22.11	34.7	PASS	
				RB50#0	20.97	21.71	34.7	PASS	
				MCH	RB1#0	21.89	22.89	34.7	PASS
					RB1#25	22.14	22.85	34.7	PASS
			RB1#49		22.03	23.02	34.7	PASS	
			RB25#0		21.01	21.68	34.7	PASS	
			RB25#13		21.07	22.07	34.7	PASS	
			RB25#25		21.03	21.99	34.7	PASS	
			HCH	RB50#0	21.01	21.79	34.7	PASS	
				RB1#0	21.98	22.89	34.7	PASS	
				RB1#25	22.35	23.10	34.7	PASS	
				RB1#49	22.3	23.18	34.7	PASS	
				RB25#0	21.03	21.84	34.7	PASS	
RB25#13	21.11	22.16		34.7	PASS				
RB25#25	21.11	22.16		34.7	PASS				
RB50#0	20.98	21.68	34.7	PASS					

Note1:

a, For getting the ERP (Efficient Radiated Power) or EIRP (Efficient Isotropic Radiated Power) in substitution method, the following formula should be taken to calculate it,

$$\text{ERP [dBm]} = \text{SGP [dBm]} - \text{Cable Loss [dB]} + \text{Gain [dBd]}$$

$$\text{EIRP [dBm]} = \text{SGP [dBm]} - \text{Cable Loss [dB]} + \text{Gain [dBi]}$$



b, SGP = Signal Generator Level

Note2:

SET Span = $1.5 * OBW$

SET RBW = 1% of the OBW, not to exceed 1MHz

SET VBW $\geq 3 * RBW$

SET Sweep time = auto - couple.

Detector: RMS



2Appendix_B: Peak-to-Average Ratio

Part I - Test Results

Test Band(For LTE)	Test Mode	Test Bandwidth (MHz)	Test Channel	Test RB	Measured[dB]	Limit [dB]	Verdict
BAND17	LTE/TM1	5	LCH	RB1#0	5.05	13	PASS
				RB1#13	4.97	13	PASS
				RB1#24	5.01	13	PASS
				RB12#0	6.11	13	PASS
				RB12#6	6.01	13	PASS
				RB12#13	6.23	13	PASS
				RB25#0	6	13	PASS
			MCH	RB1#0	4.98	13	PASS
				RB1#13	5.12	13	PASS
				RB1#24	5.07	13	PASS
				RB12#0	5.94	13	PASS
				RB12#6	5.9	13	PASS
				RB12#13	5.97	13	PASS
				RB25#0	6.17	13	PASS
		HCH	RB1#0	5.37	13	PASS	
			RB1#13	5.08	13	PASS	
			RB1#24	4.9	13	PASS	
			RB12#0	5.81	13	PASS	
			RB12#6	5.84	13	PASS	
			RB12#13	5.64	13	PASS	
			RB25#0	6.01	13	PASS	
		10	LCH	RB1#0	4.66	13	PASS
				RB1#25	4.59	13	PASS
				RB1#49	4.82	13	PASS
				RB25#0	6.36	13	PASS
				RB25#13	6.28	13	PASS
				RB25#25	6.4	13	PASS
				RB50#0	6.4	13	PASS
MCH	RB1#0		4.84	13	PASS		
	RB1#25		4.84	13	PASS		
	RB1#49		4.82	13	PASS		
	RB25#0		6.22	13	PASS		
	RB25#13		6.21	13	PASS		



Test Band(For LTE)	Test Mode	Test Bandwidth (MHz)	Test Channel	Test RB	Measured[dB]	Limit [dB]	Verdict
				RB25#25	6.23	13	PASS
				RB50#0	6.39	13	PASS
			HCH	RB1#0	5.2	13	PASS
				RB1#25	5.34	13	PASS
				RB1#49	5.11	13	PASS
				RB25#0	6.31	13	PASS
				RB25#13	6.34	13	PASS
				RB25#25	6.16	13	PASS
				RB50#0	6.43	13	PASS
			LCH	RB1#0	5.89	13	PASS
				RB1#13	5.83	13	PASS
				RB1#24	5.87	13	PASS
				RB12#0	6.81	13	PASS
				RB12#6	6.81	13	PASS
				RB12#13	6.81	13	PASS
	RB25#0	7		13	PASS		
	MCH	RB1#0	5.67	13	PASS		
		RB1#13	5.76	13	PASS		
		RB1#24	5.72	13	PASS		
		RB12#0	6.95	13	PASS		
		RB12#6	7.09	13	PASS		
		RB12#13	7.12	13	PASS		
		RB25#0	7.37	13	PASS		
	HCH	RB1#0	5.52	13	PASS		
		RB1#13	5.42	13	PASS		
		RB1#24	5.2	13	PASS		
		RB12#0	6.67	13	PASS		
		RB12#6	6.59	13	PASS		
		RB12#13	6.48	13	PASS		
		RB25#0	6.81	13	PASS		
5			LCH	RB1#0	5.64	13	PASS
				RB1#25	5.8	13	PASS
				RB1#49	5.86	13	PASS
				RB25#0	6.96	13	PASS
				RB25#13	7.06	13	PASS
				RB25#25	7.15	13	PASS
				RB50#0	7.21	13	PASS
			MCH	RB1#0	5.7	13	PASS
				RB1#25	5.84	13	PASS



Test Band(For LTE)	Test Mode	Test Bandwidth (MHz)	Test Channel	Test RB	Measured[dB]	Limit [dB]	Verdict
				RB1#49	5.44	13	PASS
				RB25#0	7.08	13	PASS
				RB25#13	7.26	13	PASS
				RB25#25	7.27	13	PASS
				RB50#0	7.33	13	PASS
			HCH	RB1#0	5.36	13	PASS
				RB1#25	5.33	13	PASS
				RB1#49	5.39	13	PASS
				RB25#0	7.05	13	PASS
				RB25#13	7.11	13	PASS
				RB25#25	7.04	13	PASS
				RB50#0	7.07	13	PASS

3Appendix_C: Modulation Characteristics

Part I - Test Plots

3.1 For LTE

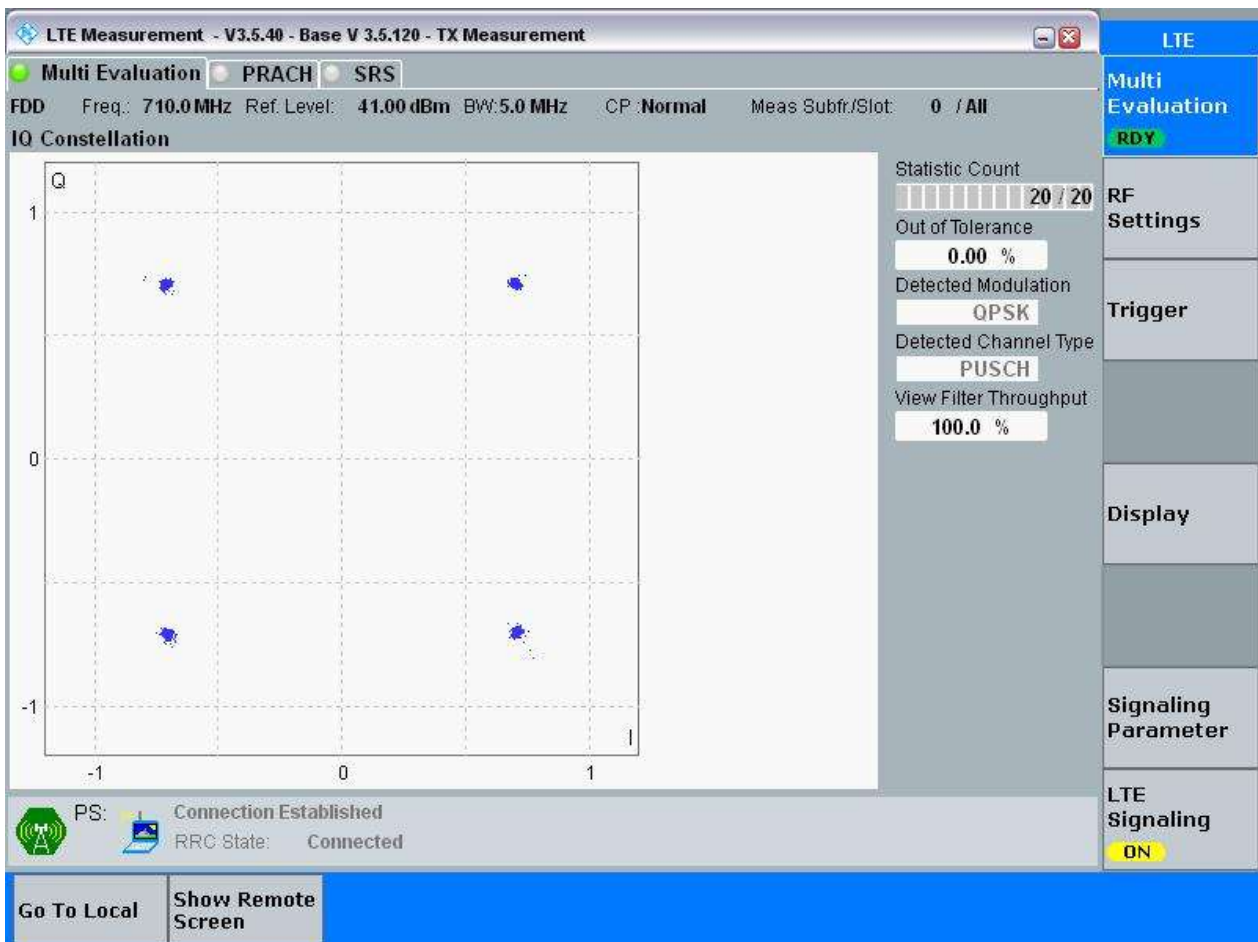
3.1.1 Test Band = BAND17

3.1.1.1 Test Mode = LTE/TM1

3.1.1.1.1 Test Bandwidth = 5

3.1.1.1.1.1 Test Channel = MCH

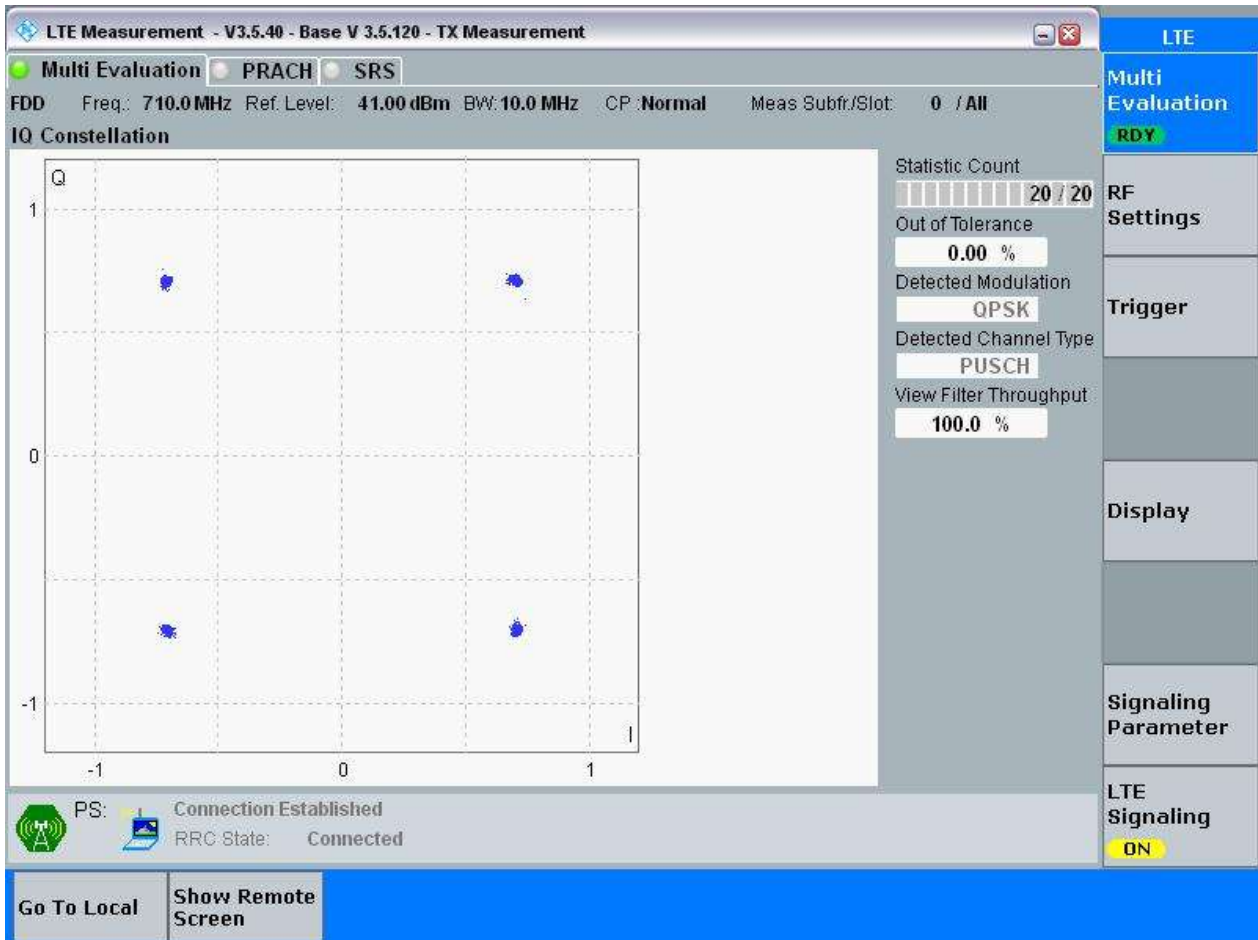
3.1.1.1.1.1.1 Test RB = RB25#0



3.1.1.1.2 Test Bandwidth = 10

3.1.1.1.2.1 Test Channel = MCH

3.1.1.1.2.1.1 Test RB = RB50#0



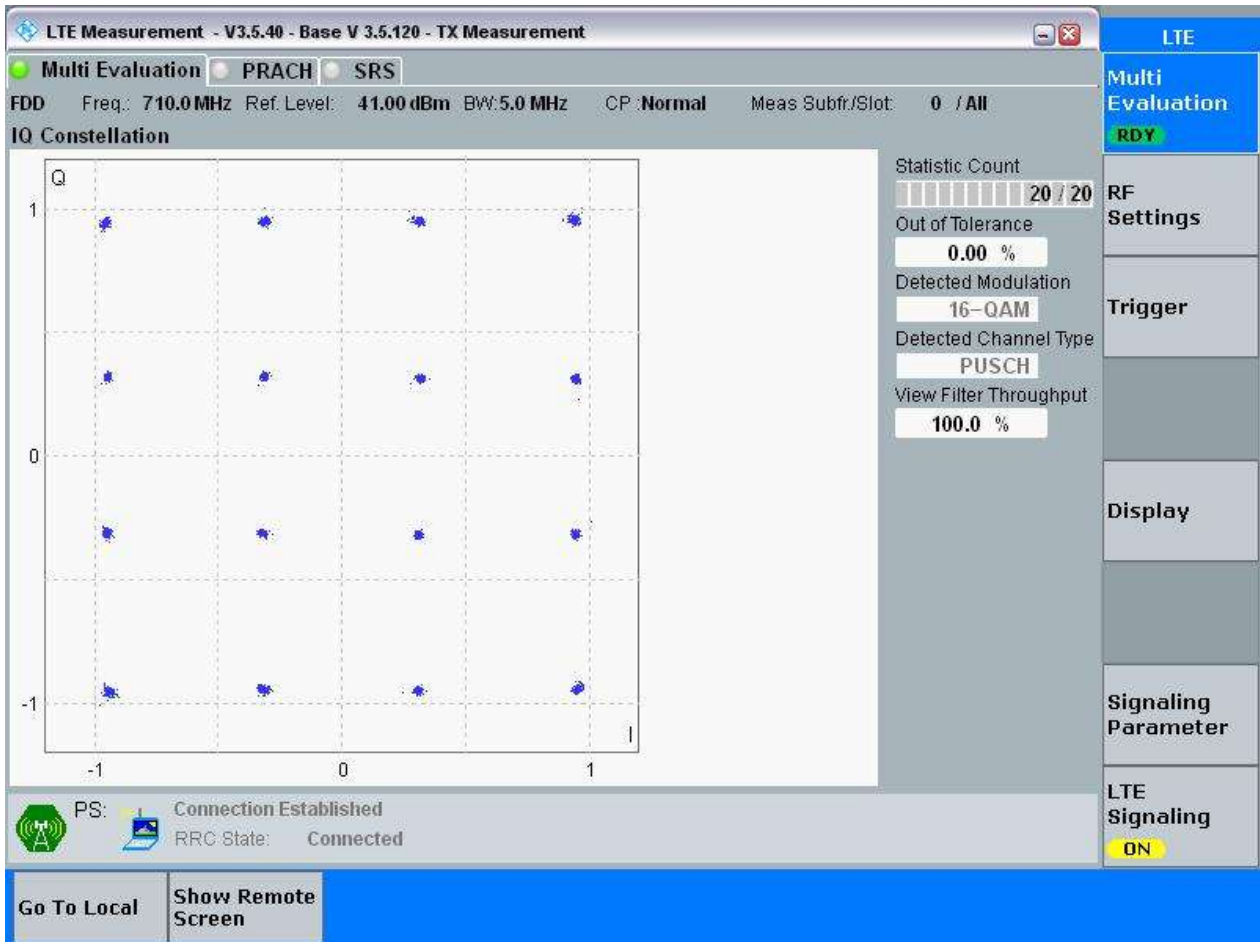


3.1.1.2 Test Mode = LTE/TM2

3.1.1.2.1 Test Bandwidth = 5

3.1.1.2.1.1 Test Channel = MCH

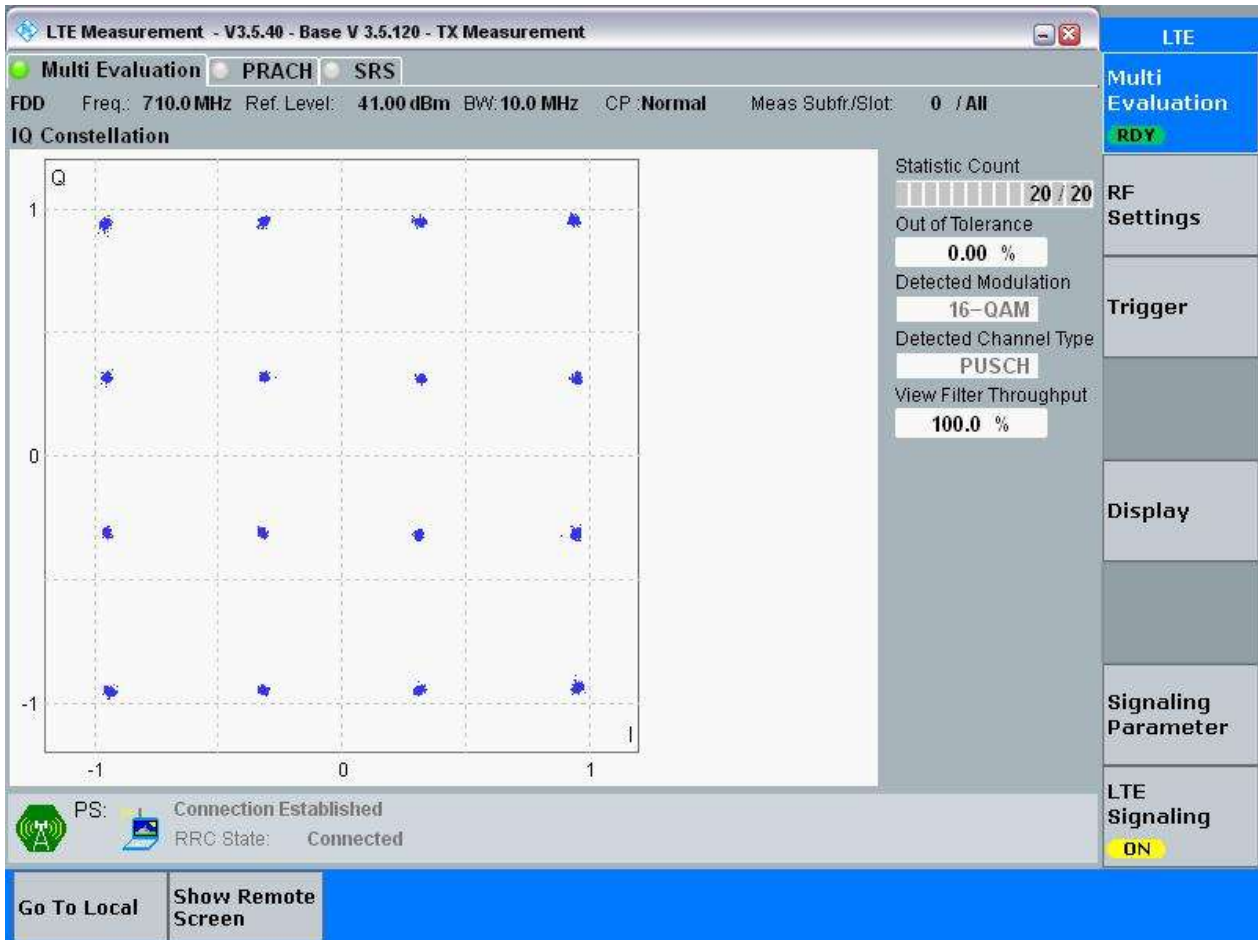
3.1.1.2.1.1.1 Test RB = RB25#0



3.1.1.2.2 Test Bandwidth = 10

3.1.1.2.2.1 Test Channel = MCH

3.1.1.2.2.1.1 Test RB = RB50#0





4Appendix_D: Bandwidth

Part I - Test Results

Test Band	Test Mode	Test Bandwidth	Test Channel	Test RB	Occupied Bandwidth [MHz]	Emission Bandwidth [MHz]	Verdict
BAND17	LTE/TM1	5	LCH	RB25#0	4.51	5.01	Pass
			MCH	RB25#0	4.52	4.99	Pass
			HCH	RB25#0	4.51	4.96	Pass
		10	LCH	RB50#0	9.00	9.94	Pass
			MCH	RB50#0	9.00	9.91	Pass
			HCH	RB50#0	9.01	9.92	Pass
	LTE/TM2	5	LCH	RB25#0	4.51	4.97	Pass
			MCH	RB25#0	4.52	4.96	Pass
			HCH	RB25#0	4.51	4.96	Pass
		10	LCH	RB50#0	9.00	9.90	Pass
			MCH	RB50#0	9.00	9.92	Pass
			HCH	RB50#0	8.99	9.89	Pass

Part II - Test Plots

4.1 For LTE

4.1.1 Test Band = BAND17

4.1.1.1 Test Mode = LTE/TM1

4.1.1.1.1 Test Bandwidth = 5

4.1.1.1.1.1 Test Channel = LCH

4.1.1.1.1.1.1 Test RB = RB25#0





4.1.1.1.1.2 Test Channel = MCH

4.1.1.1.1.2.1 Test RB = RB25#0





4.1.1.1.1.3 Test Channel = HCH

4.1.1.1.1.3.1 Test RB = RB25#0

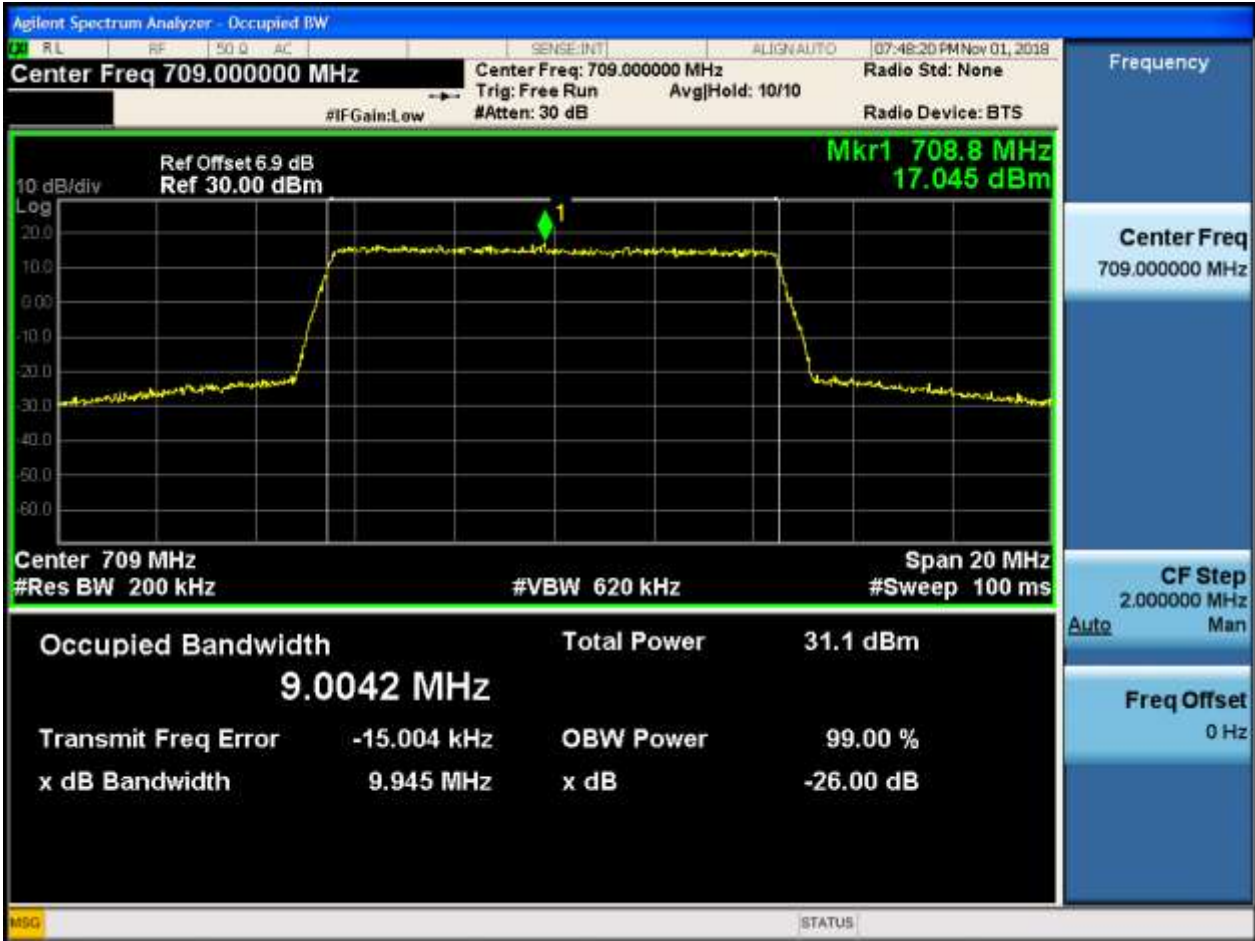




4.1.1.1.2 Test Bandwidth = 10

4.1.1.1.2.1 Test Channel = LCH

4.1.1.1.2.1.1 Test RB = RB50#0



4.1.1.1.2.2 Test Channel = MCH

4.1.1.1.2.2.1 Test RB = RB50#0





4.1.1.1.2.3 Test Channel = HCH

4.1.1.1.2.3.1 Test RB = RB50#0





4.1.1.2 Test Mode = LTE/TM2

4.1.1.2.1 Test Bandwidth = 5

4.1.1.2.1.1 Test Channel = LCH

4.1.1.2.1.1.1 Test RB = RB25#0





4.1.1.2.1.2 Test Channel = MCH

4.1.1.2.1.2.1 Test RB = RB25#0





4.1.1.2.1.3 Test Channel = HCH

4.1.1.2.1.3.1 Test RB = RB25#0



4.1.1.2.2 Test Bandwidth = 10

4.1.1.2.2.1 Test Channel = LCH

4.1.1.2.2.1.1 Test RB = RB50#0





4.1.1.2.2.2 Test Channel = MCH

4.1.1.2.2.2.1 Test RB = RB50#0



4.1.1.2.2.3 Test Channel = HCH

4.1.1.2.2.3.1 Test RB = RB50#0



5Appendix_E: Band Edges Compliance

Part I - Test Plots

5.1 For LTE

5.1.1 Test Band = BAND17

5.1.1.1 Test Mode = LTE/TM1

5.1.1.1.1 Test Bandwidth = 5

5.1.1.1.1.1 Test Channel = LCH

5.1.1.1.1.1.1 Test RB = RB1#0





5.1.1.1.1.2 Test RB = RB1#24





5.1.1.1.1.3 Test RB = RB12#6





5.1.1.1.1.4 Test RB = RB25#0





5.1.1.1.1.2 Test Channel = HCH

5.1.1.1.1.2.1 Test RB = RB1#0





5.1.1.1.1.2.2 Test RB = RB1#24





5.1.1.1.1.2.3 Test RB = RB12#6





5.1.1.1.1.2.4 Test RB = RB25#0

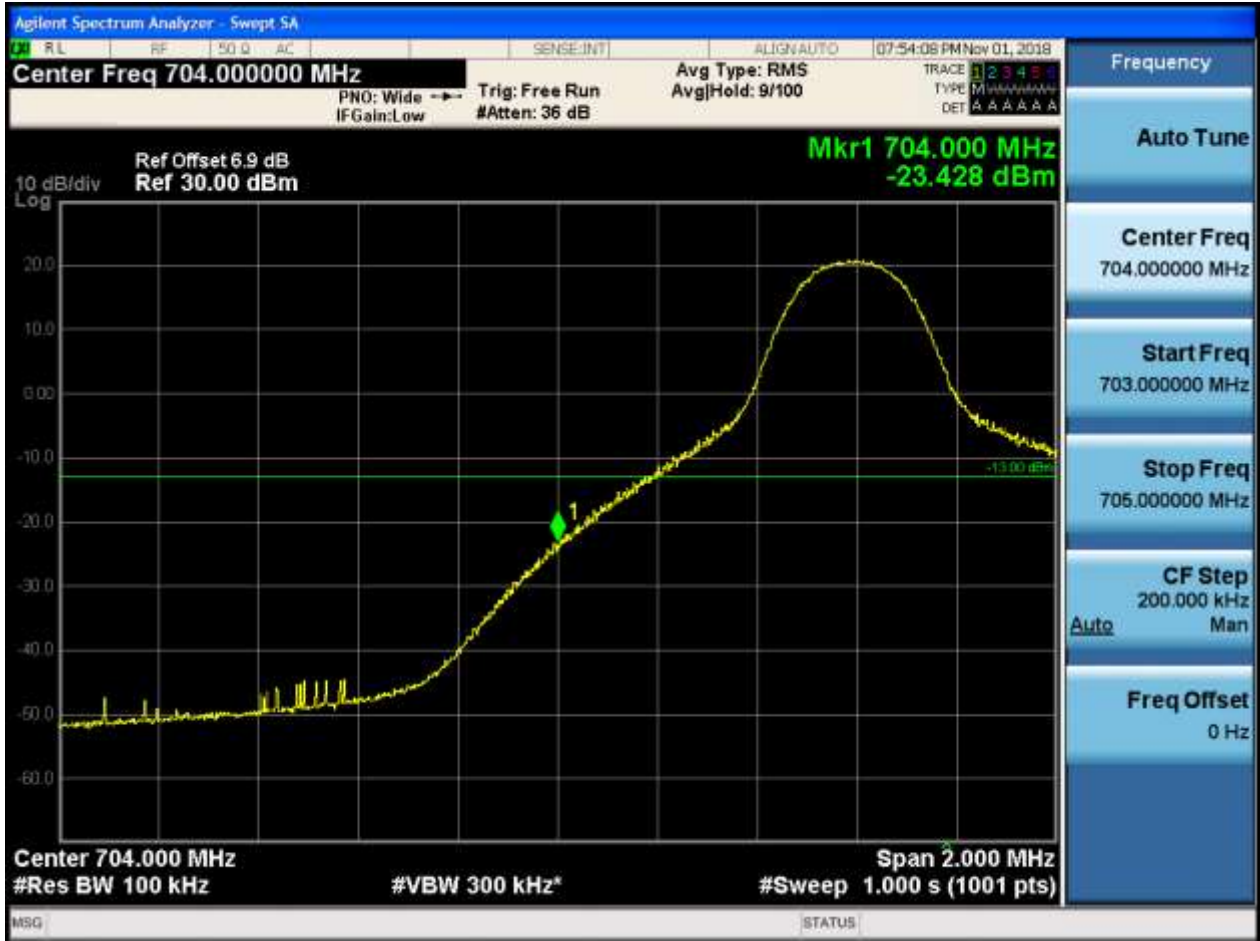




5.1.1.1.2 Test Bandwidth = 10

5.1.1.1.2.1 Test Channel = LCH

5.1.1.1.2.1.1 Test RB = RB1#0





5.1.1.1.2.1.2 Test RB = RB1#49





5.1.1.1.2.1.3 Test RB = RB25#13





5.1.1.1.2.1.4 Test RB = RB50#0





5.1.1.1.2.2 Test Channel = HCH

5.1.1.1.2.2.1 Test RB = RB1#0





5.1.1.1.2.2.2 Test RB = RB1#49





5.1.1.1.2.2.3 Test RB = RB25#13





5.1.1.1.2.2.4 Test RB = RB50#0



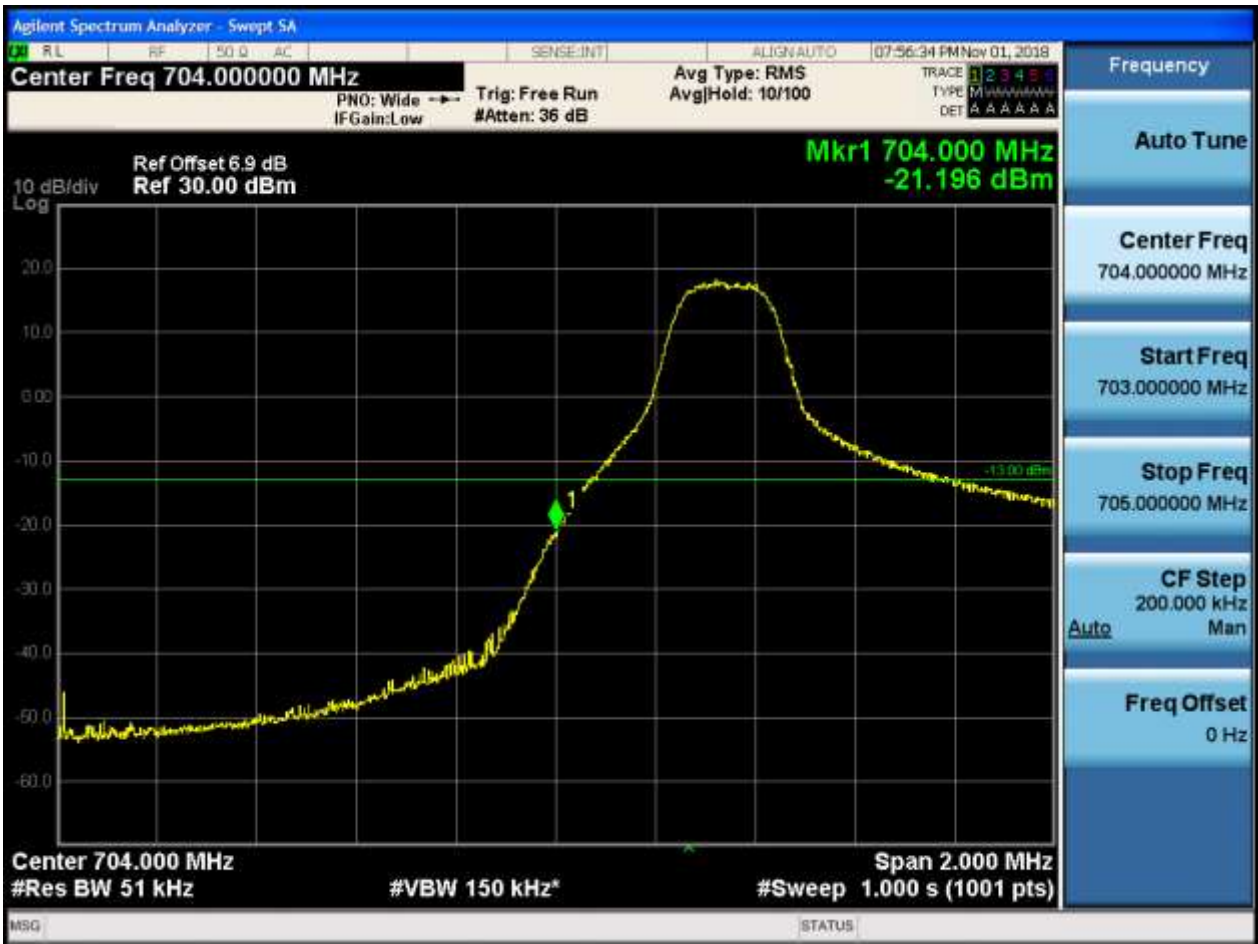


5.1.1.2 Test Mode = LTE/TM2

5.1.1.2.1 Test Bandwidth = 5

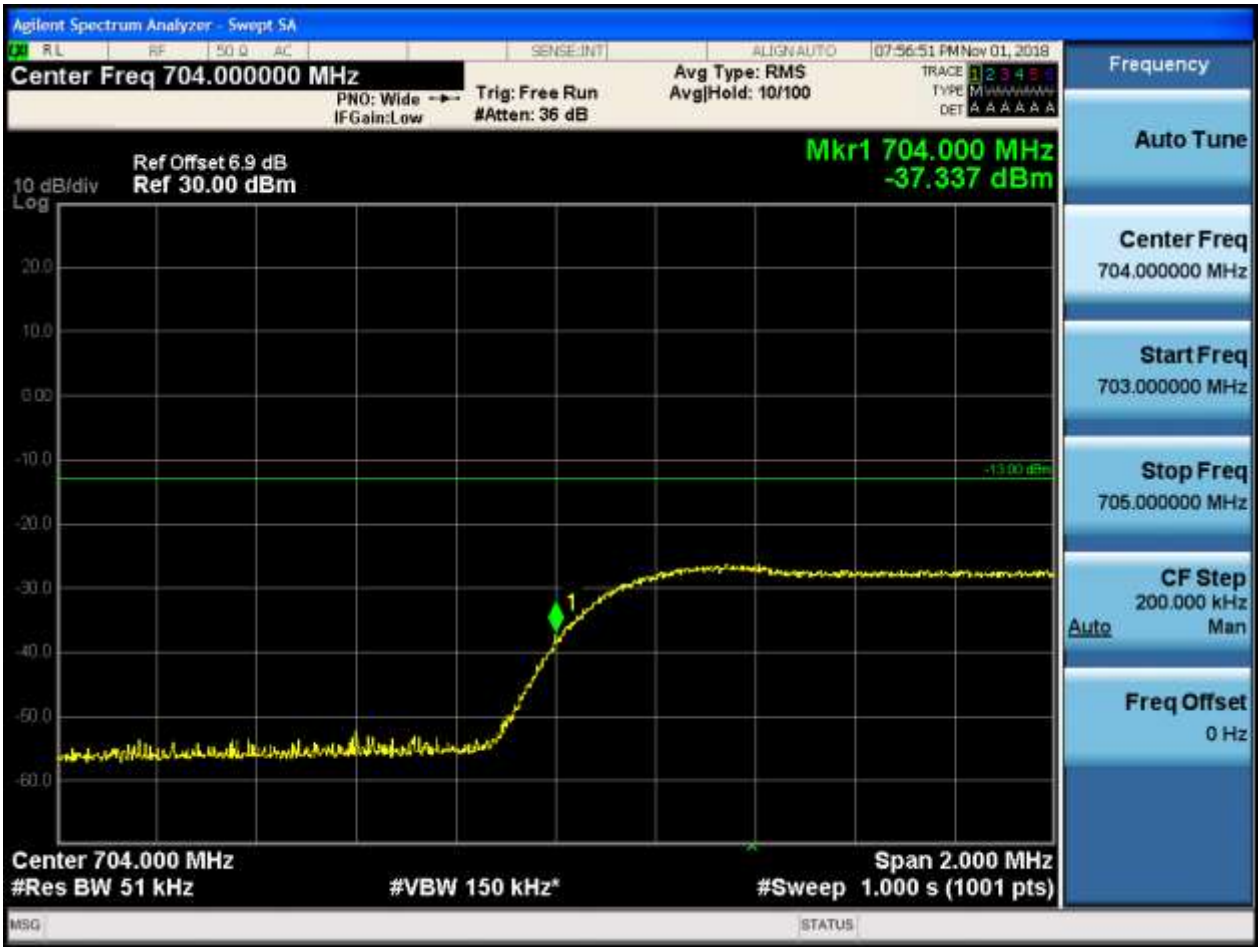
5.1.1.2.1.1 Test Channel = LCH

5.1.1.2.1.1.1 Test RB = RB1#0





5.1.1.2.1.1.2 Test RB = RB1#24





5.1.1.2.1.1.3 Test RB = RB12#6





5.1.1.2.1.1.4 Test RB = RB25#0





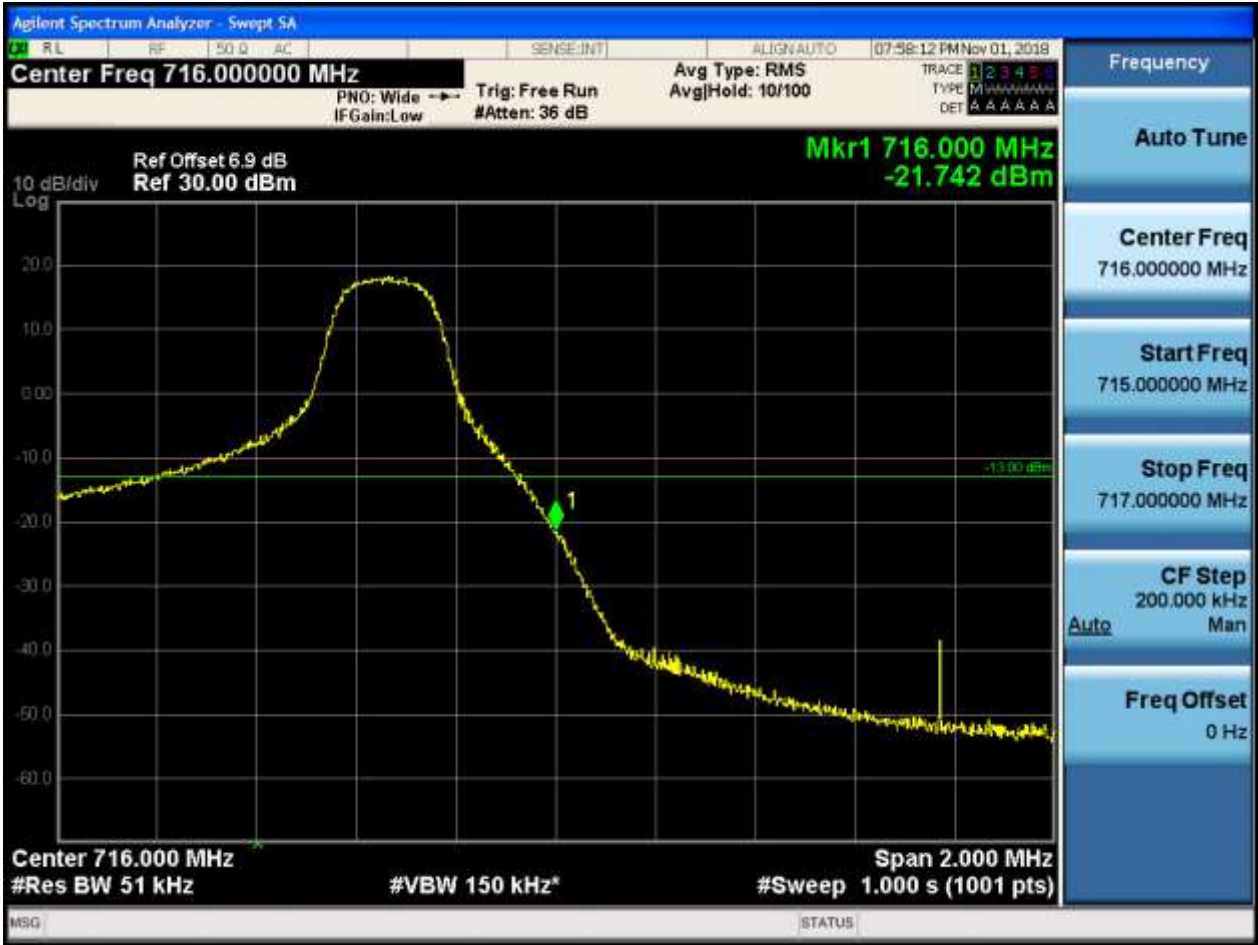
5.1.1.2.1.2 Test Channel = HCH

5.1.1.2.1.2.1 Test RB = RB1#0





5.1.1.2.1.2.2 Test RB = RB1#24





5.1.1.2.1.2.3 Test RB = RB12#6





5.1.1.2.1.2.4 Test RB = RB25#0



5.1.1.2.2 Test Bandwidth = 10

5.1.1.2.2.1 Test Channel = LCH

5.1.1.2.2.1.1 Test RB = RB1#0



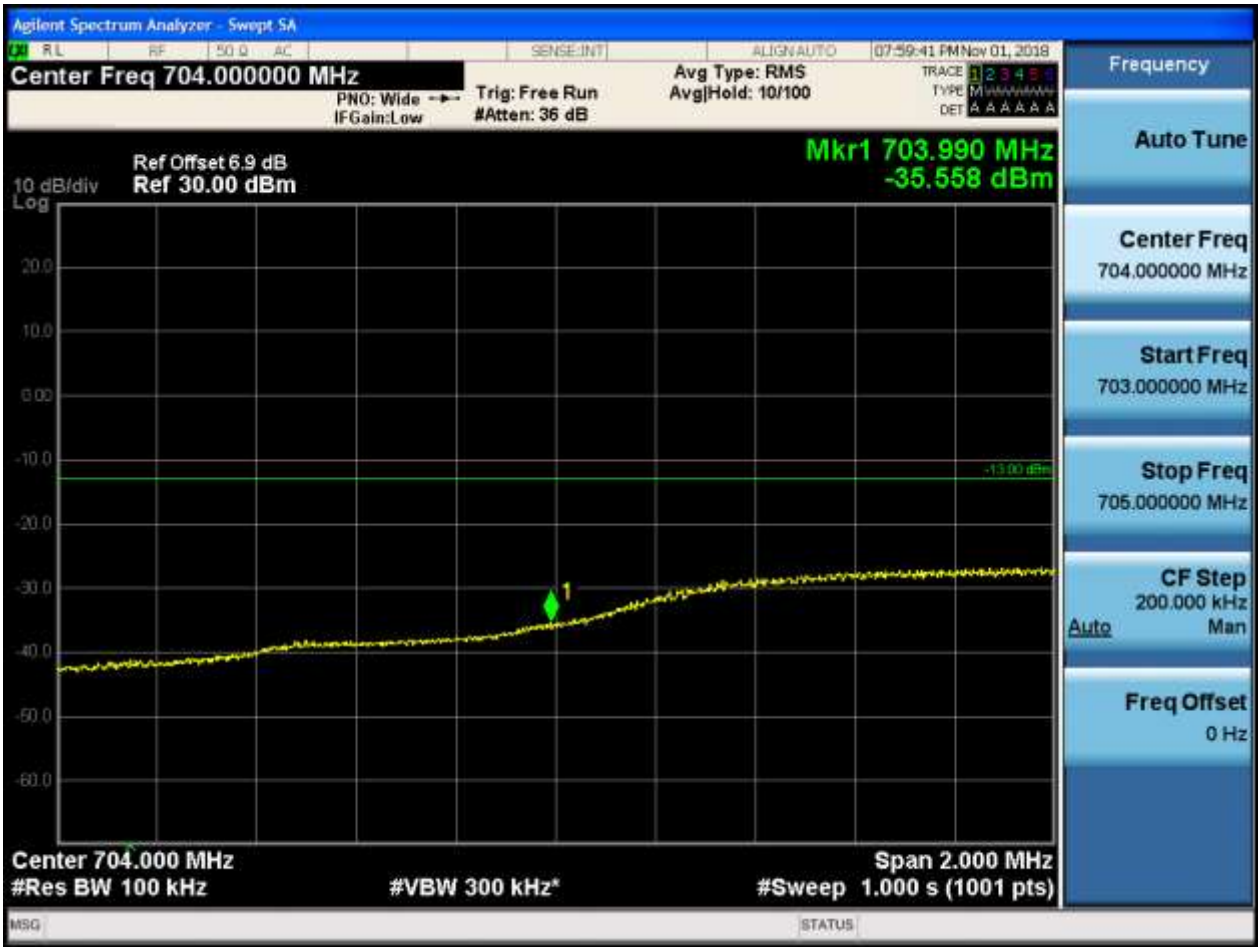


5.1.1.2.2.1.2 Test RB = RB1#49





5.1.1.2.2.1.3 Test RB = RB25#13





5.1.1.2.2.1.4 Test RB = RB50#0





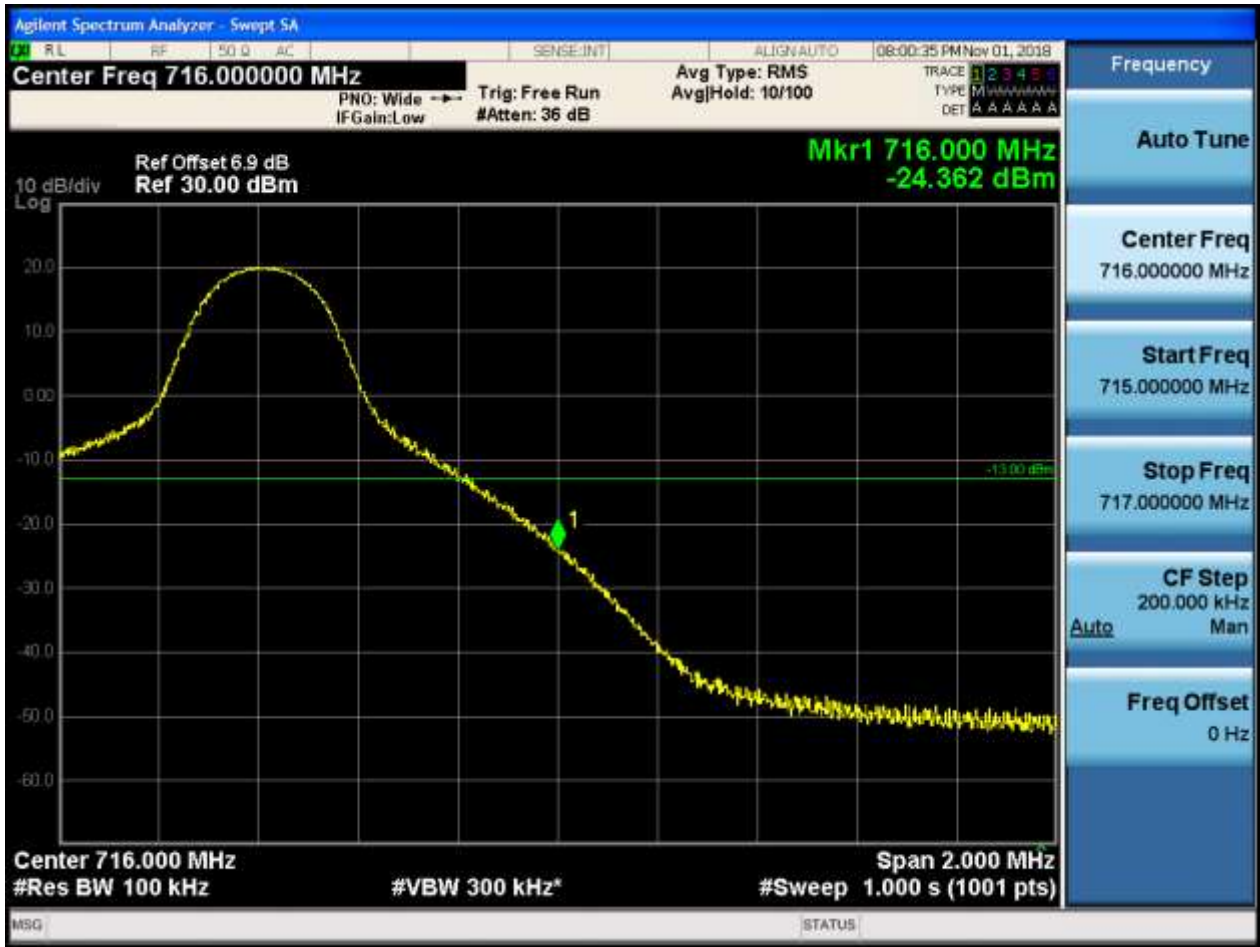
5.1.1.2.2.2 Test Channel = HCH

5.1.1.2.2.2.1 Test RB = RB1#0





5.1.1.2.2.2 Test RB = RB1#49





5.1.1.2.2.3 Test RB = RB25#13





5.1.1.2.2.4 Test RB = RB50#0





6Appendix_F: Spurious Emission at Antenna Terminal

NOTE: For the averaged unwanted emissions measurements, the measurement points in each sweep is greater than twice the Span/RBW in order to ensure bin-to-bin spacing of $< RBW/2$ so that narrowband signals are not lost between frequency bins. As to the present test item, the "Measurement Points = $k * (Span / RBW)$ " with k between 4 and 5, which results in an acceptable level error of less than 0.5 dB.

Part I - Test Plots

6.1 For LTE

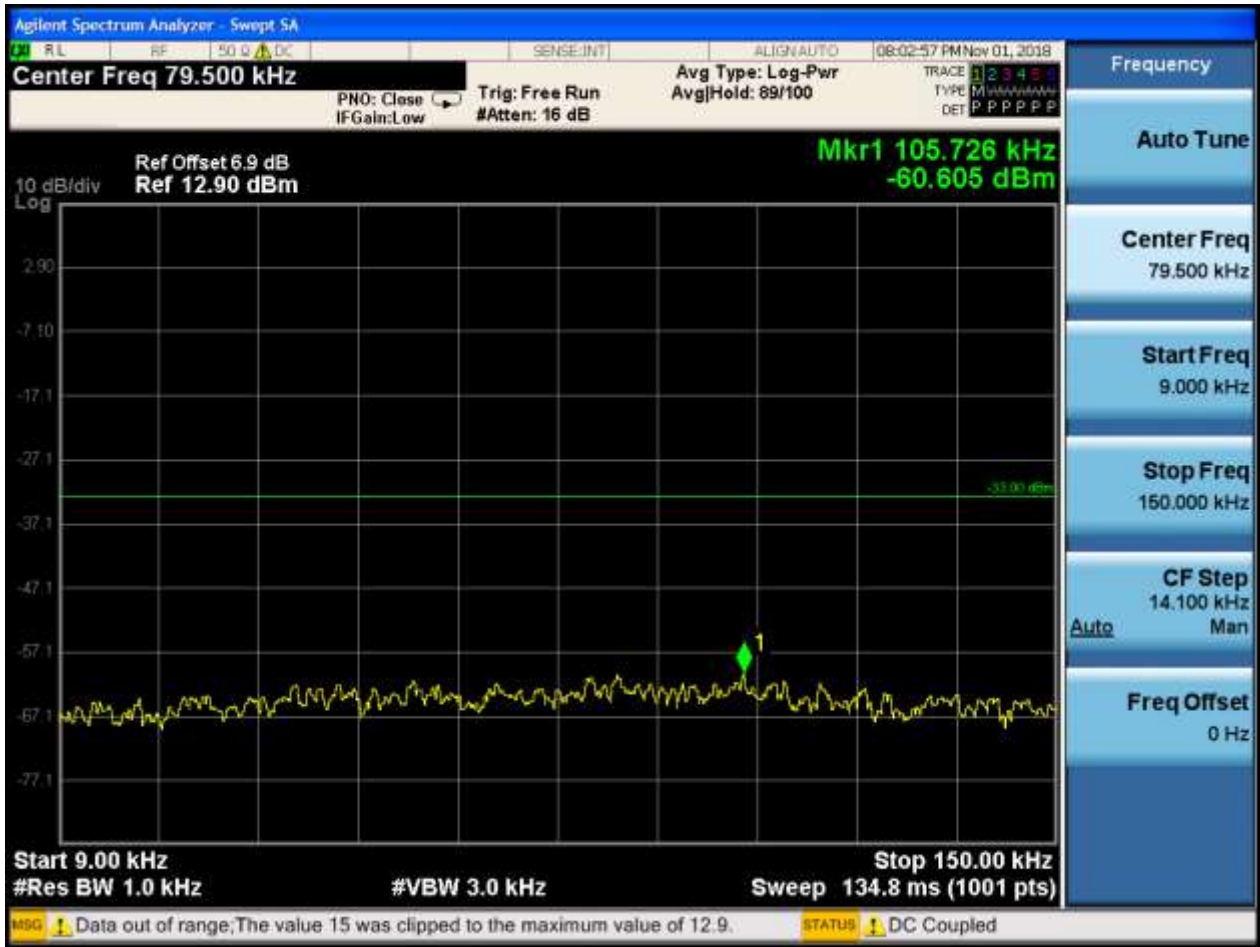
6.1.1 Test Band = BAND17

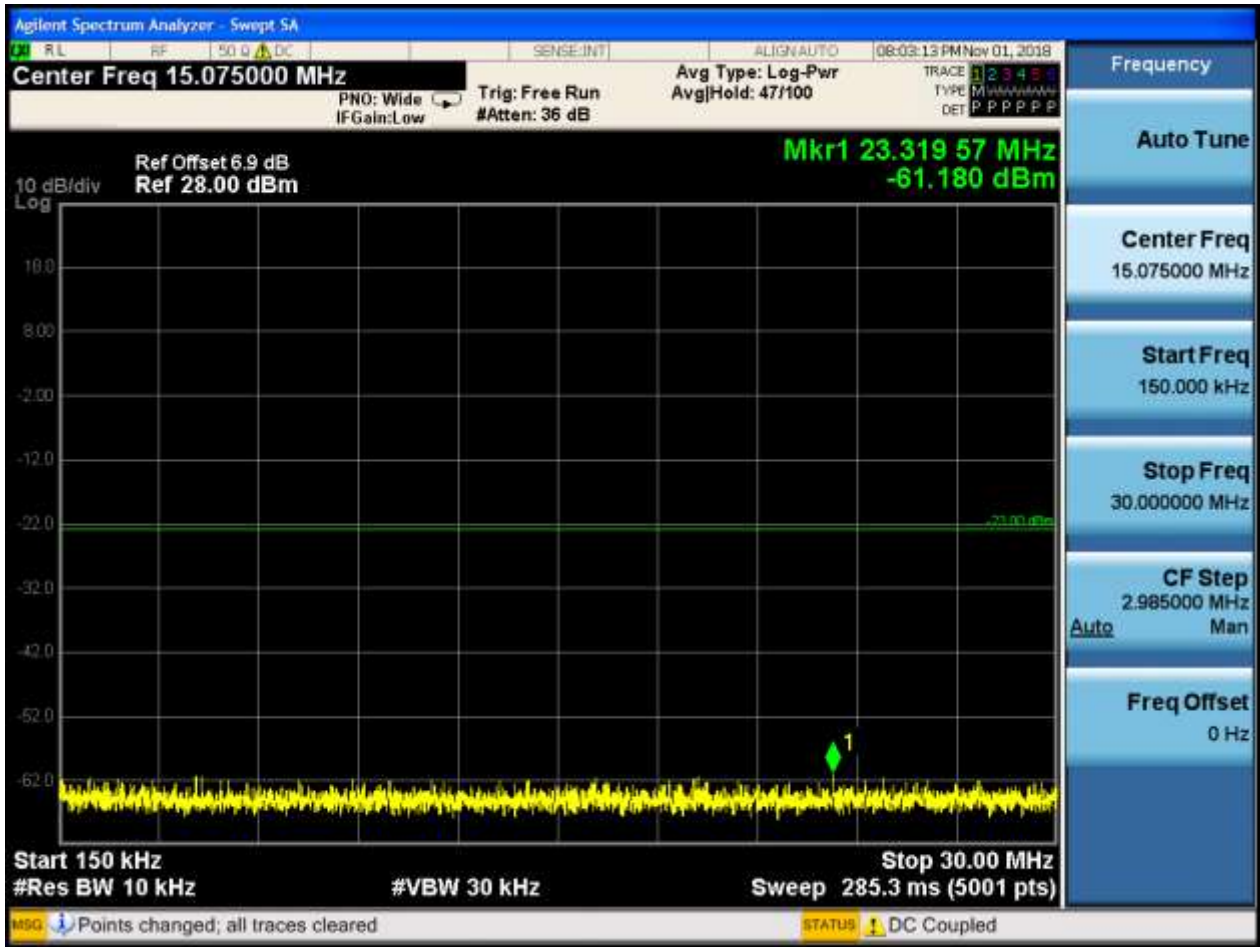
6.1.1.1 Test Mode = LTE/TM1

6.1.1.1.1 Test Bandwidth = 5

6.1.1.1.1.1 Test Channel = LCH

6.1.1.1.1.1.1 Test RB = RB1#0



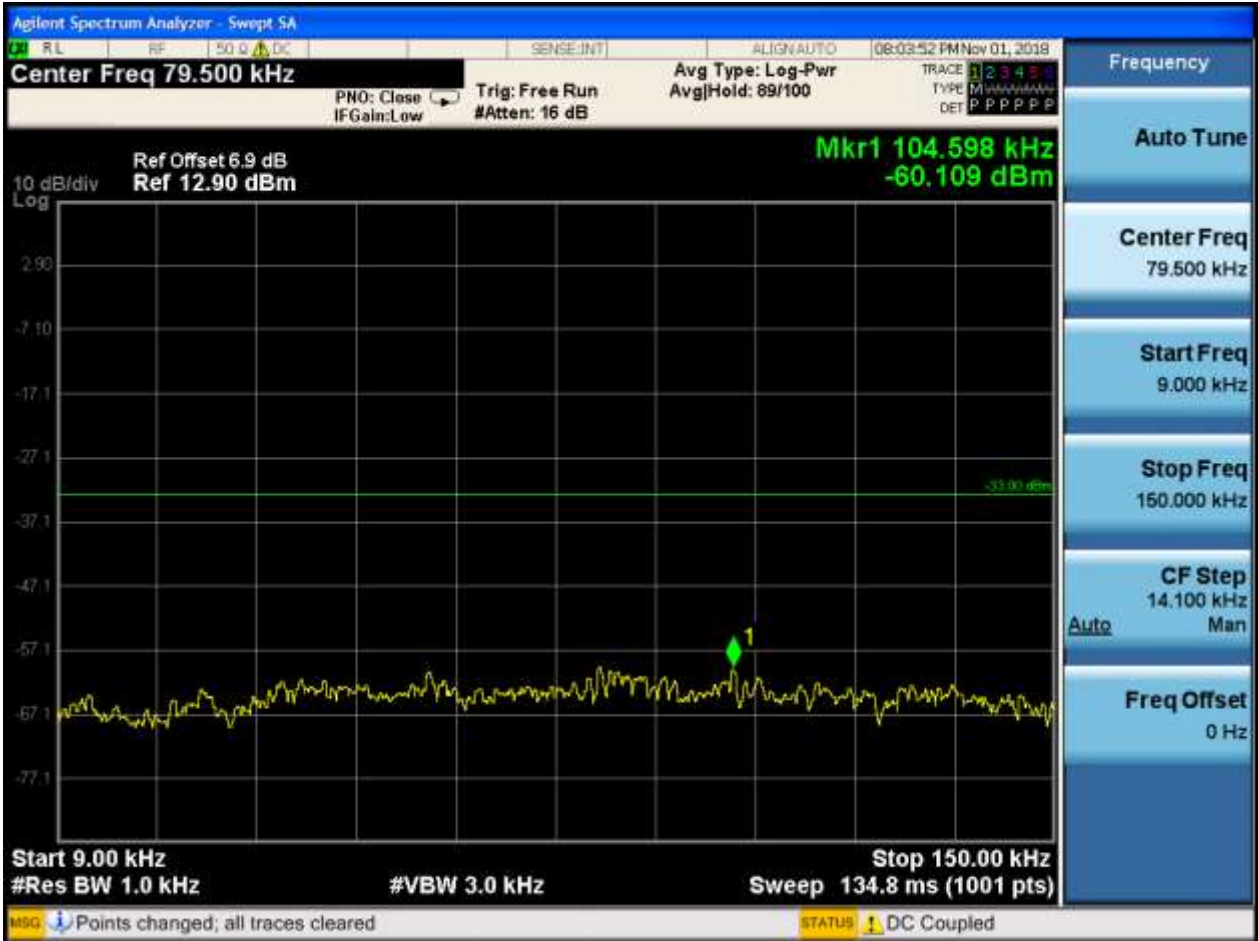




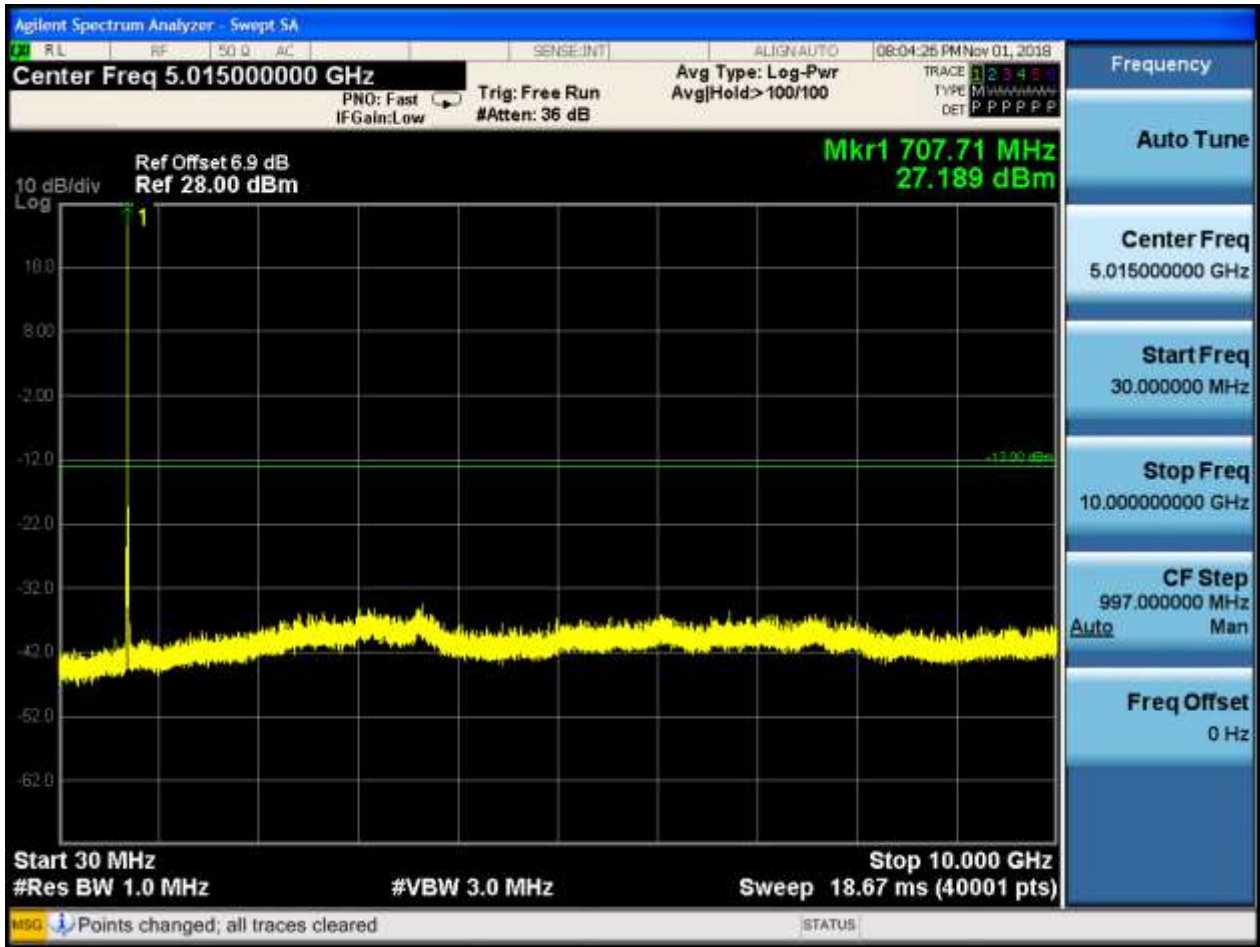


6.1.1.1.1.2 Test Channel = MCH

6.1.1.1.1.2.1 Test RB = RB1#0



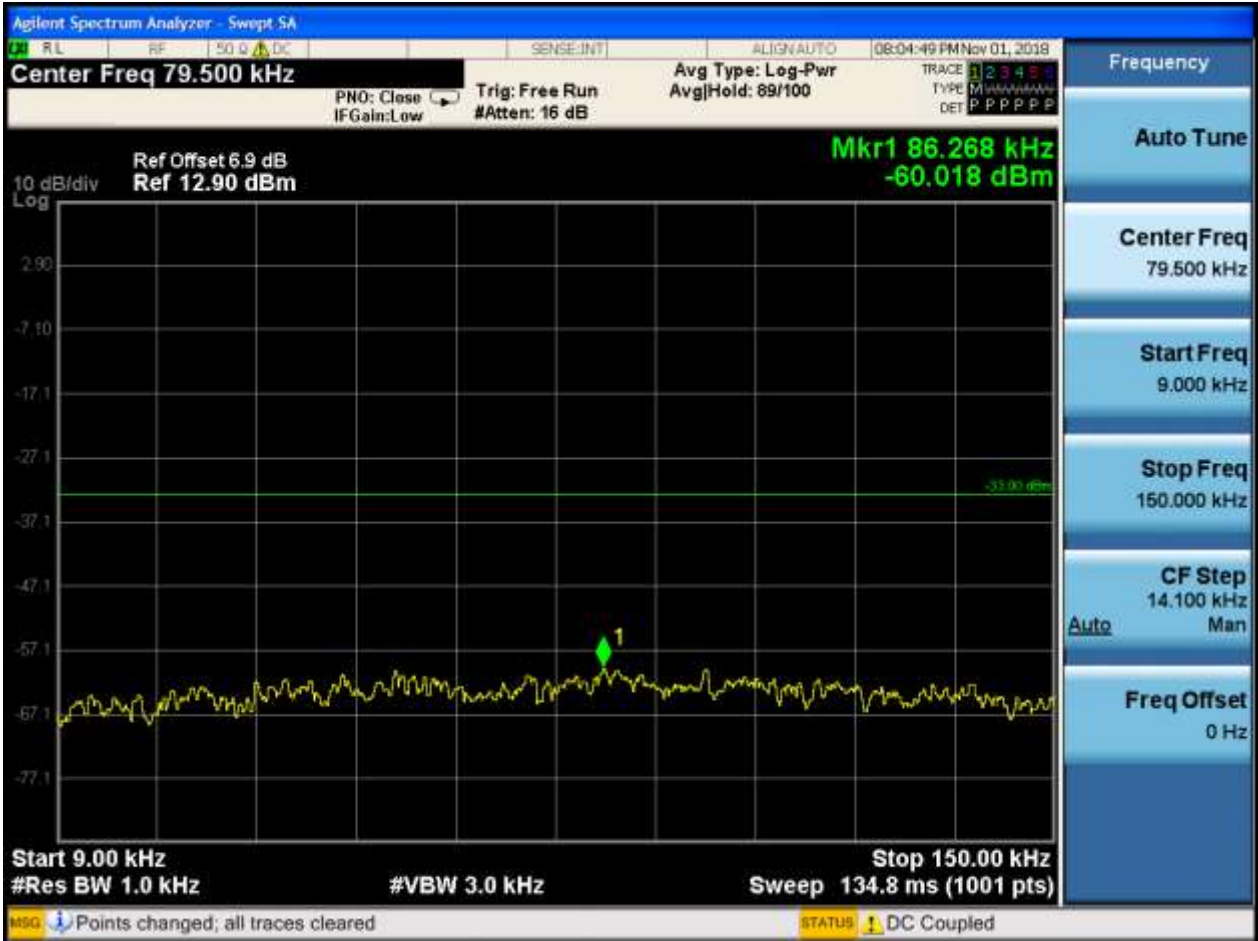






6.1.1.1.1.3 Test Channel = HCH

6.1.1.1.1.3.1 Test RB = RB1#0





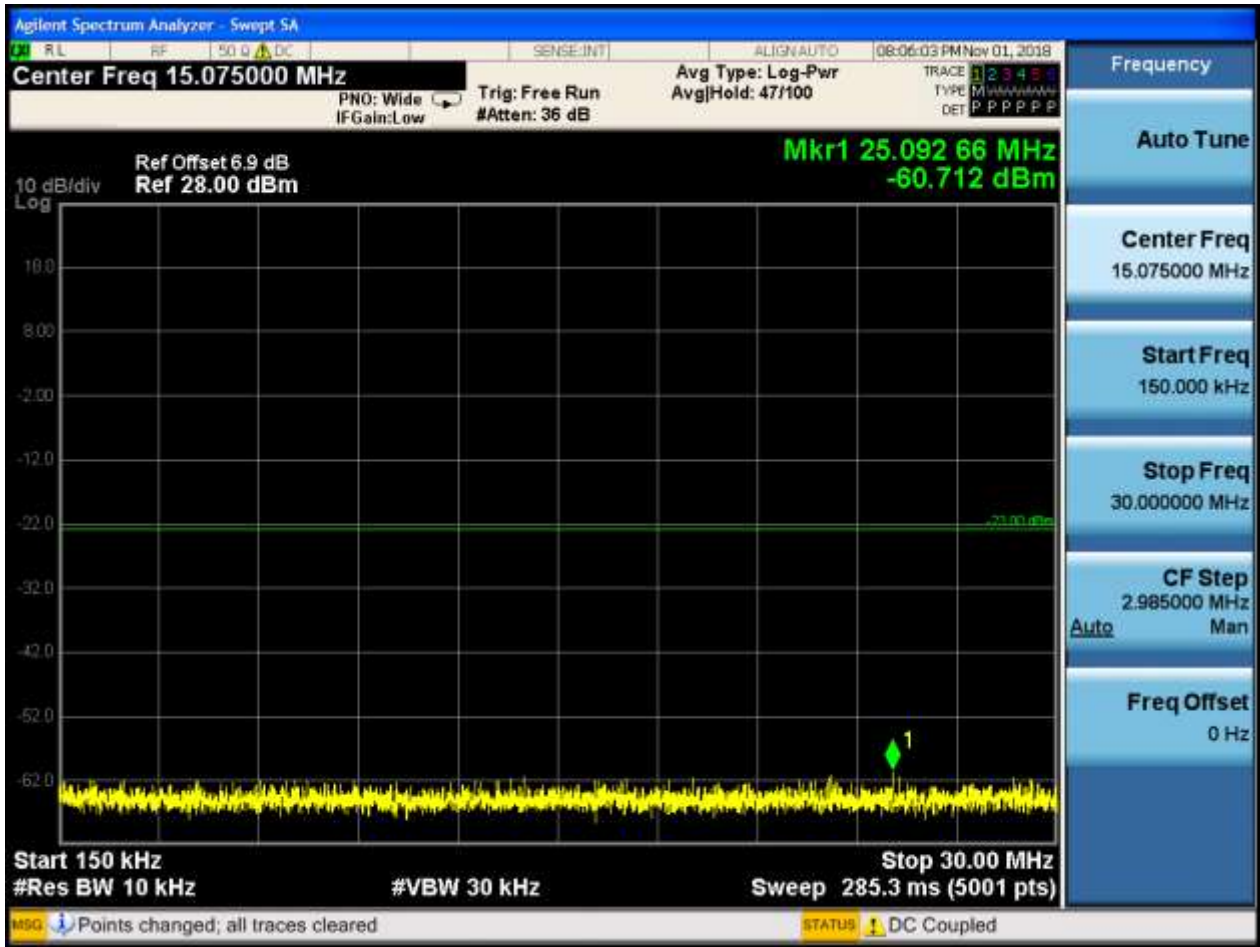


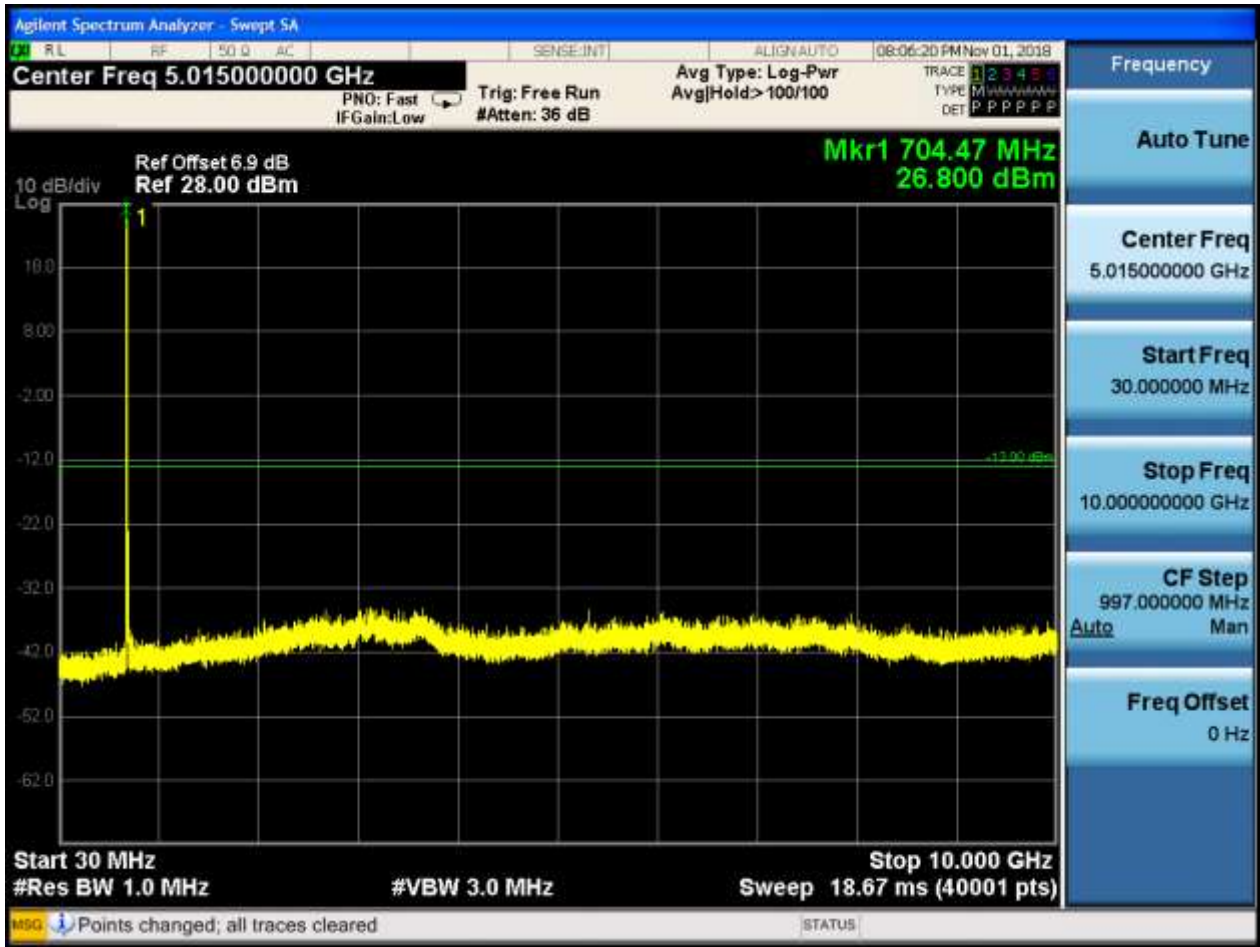
6.1.1.1.2 Test Bandwidth = 10

6.1.1.1.2.1 Test Channel = LCH

6.1.1.1.2.1.1 Test RB = RB1#0





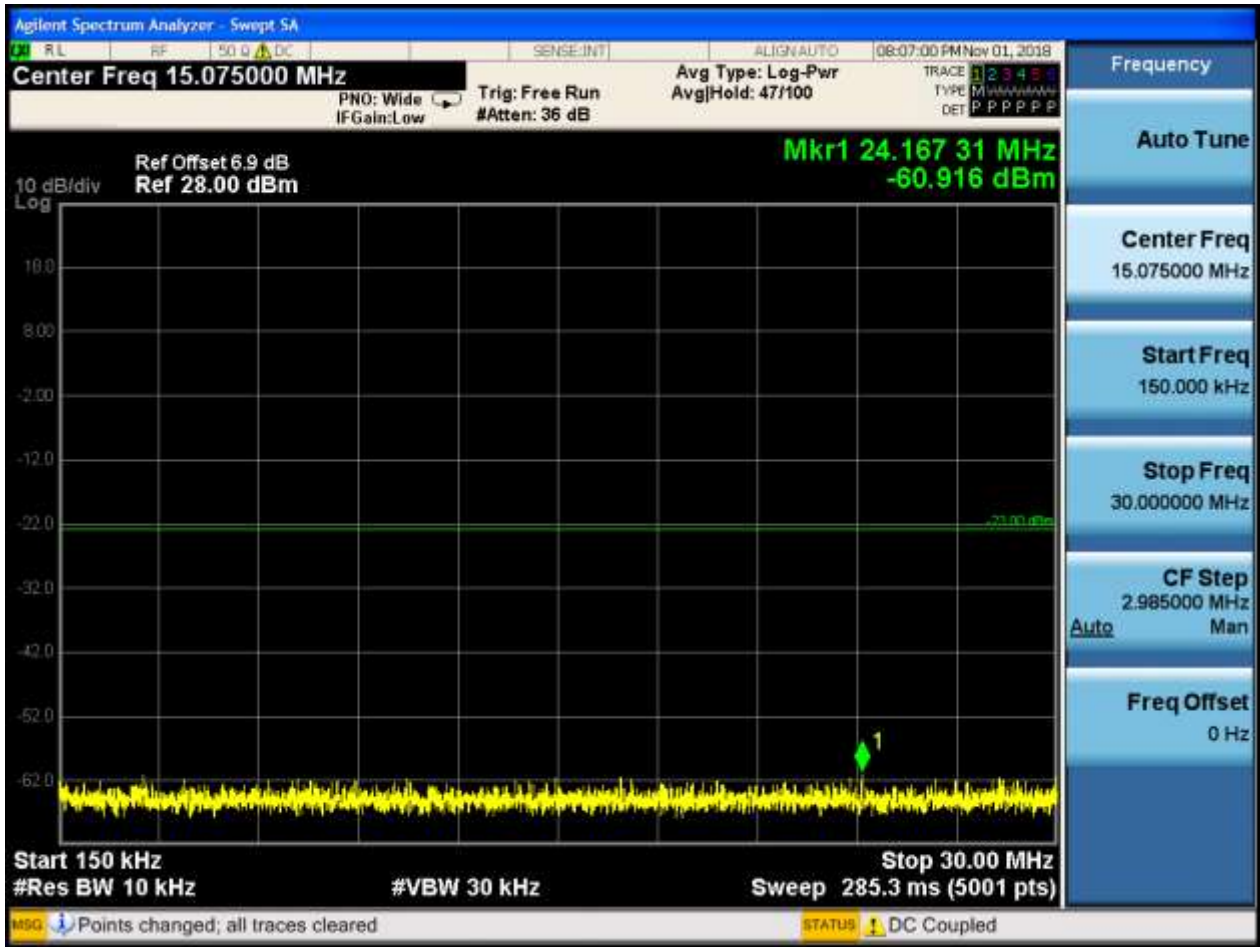




6.1.1.1.2.2 Test Channel = MCH

6.1.1.1.2.2.1 Test RB = RB1#0



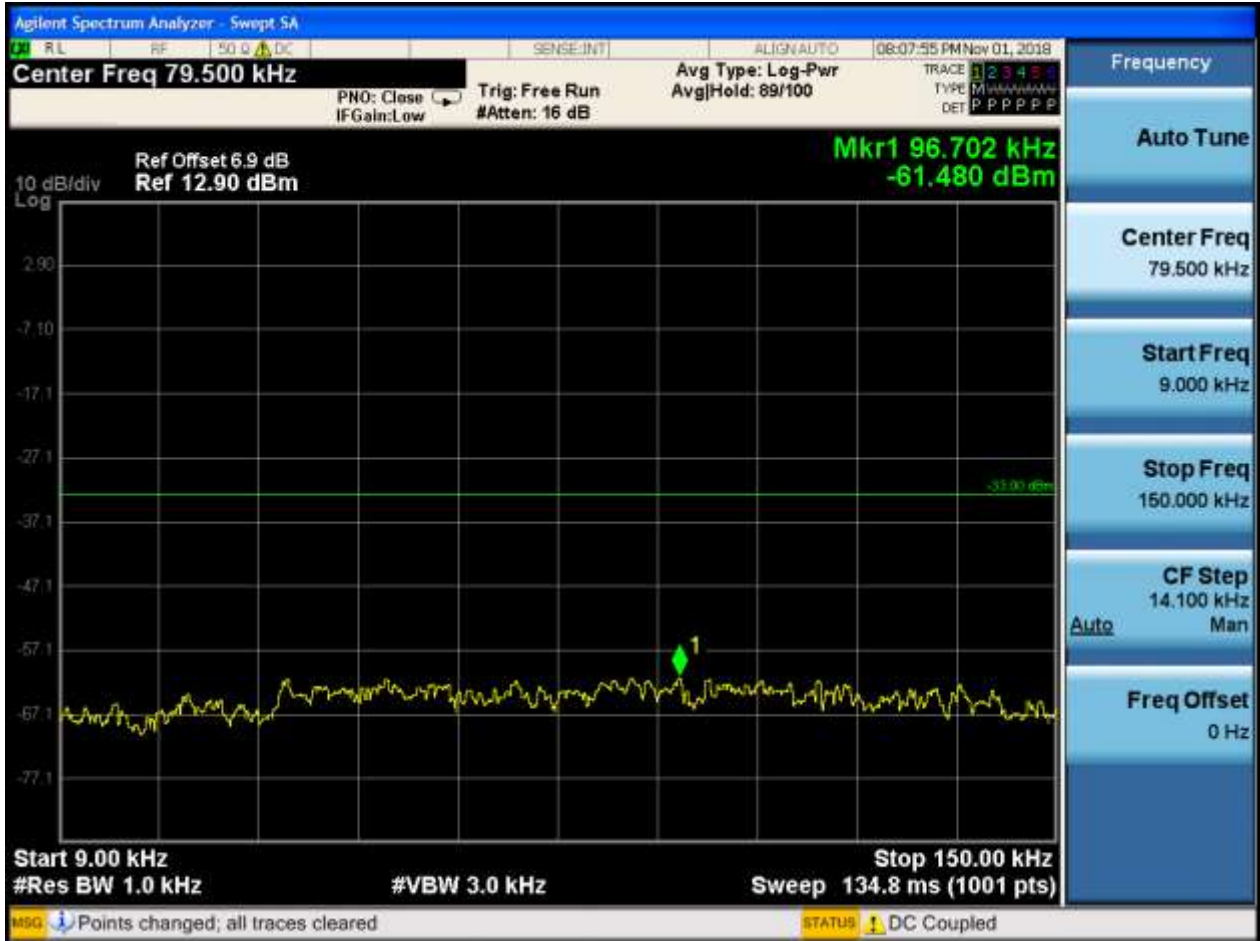


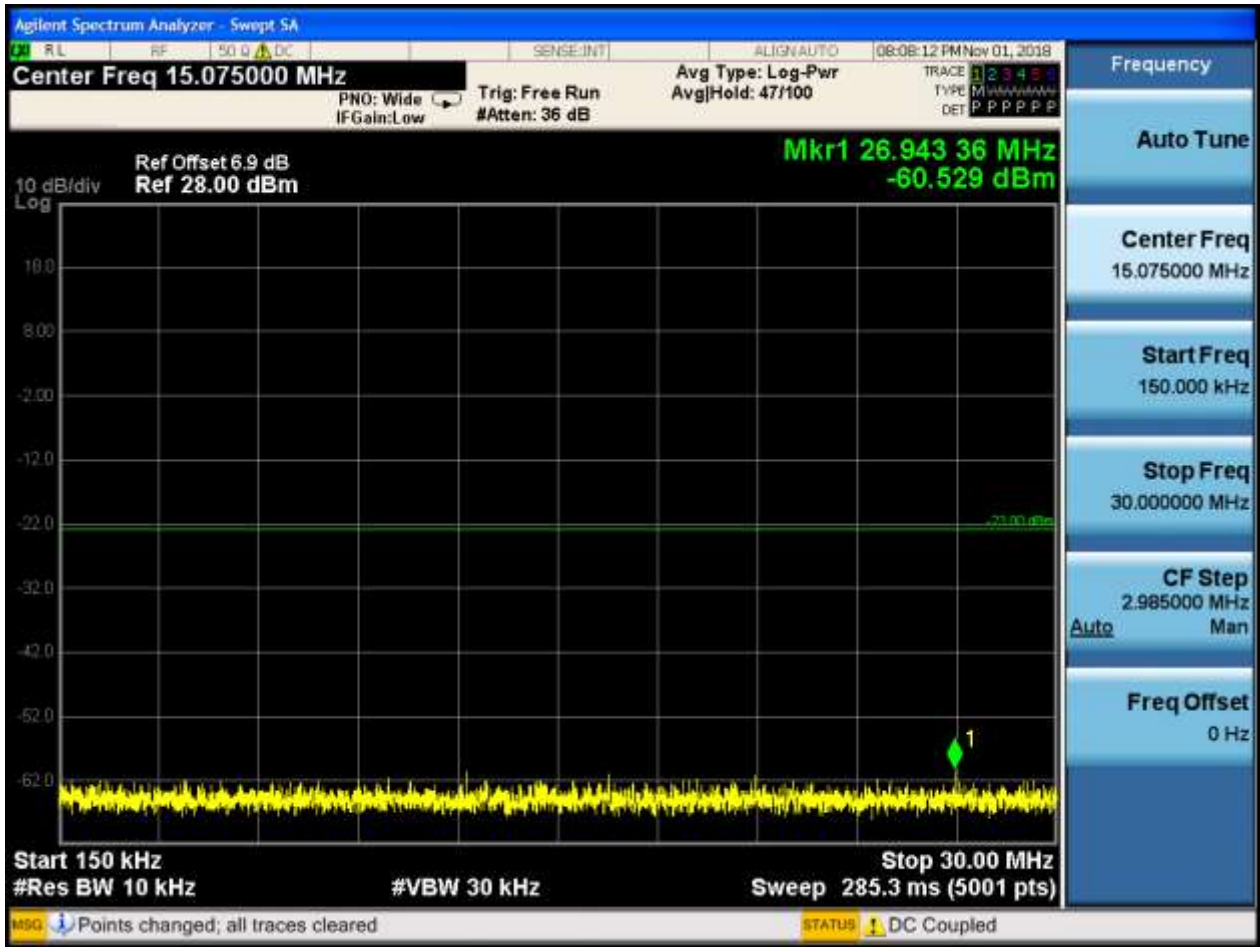


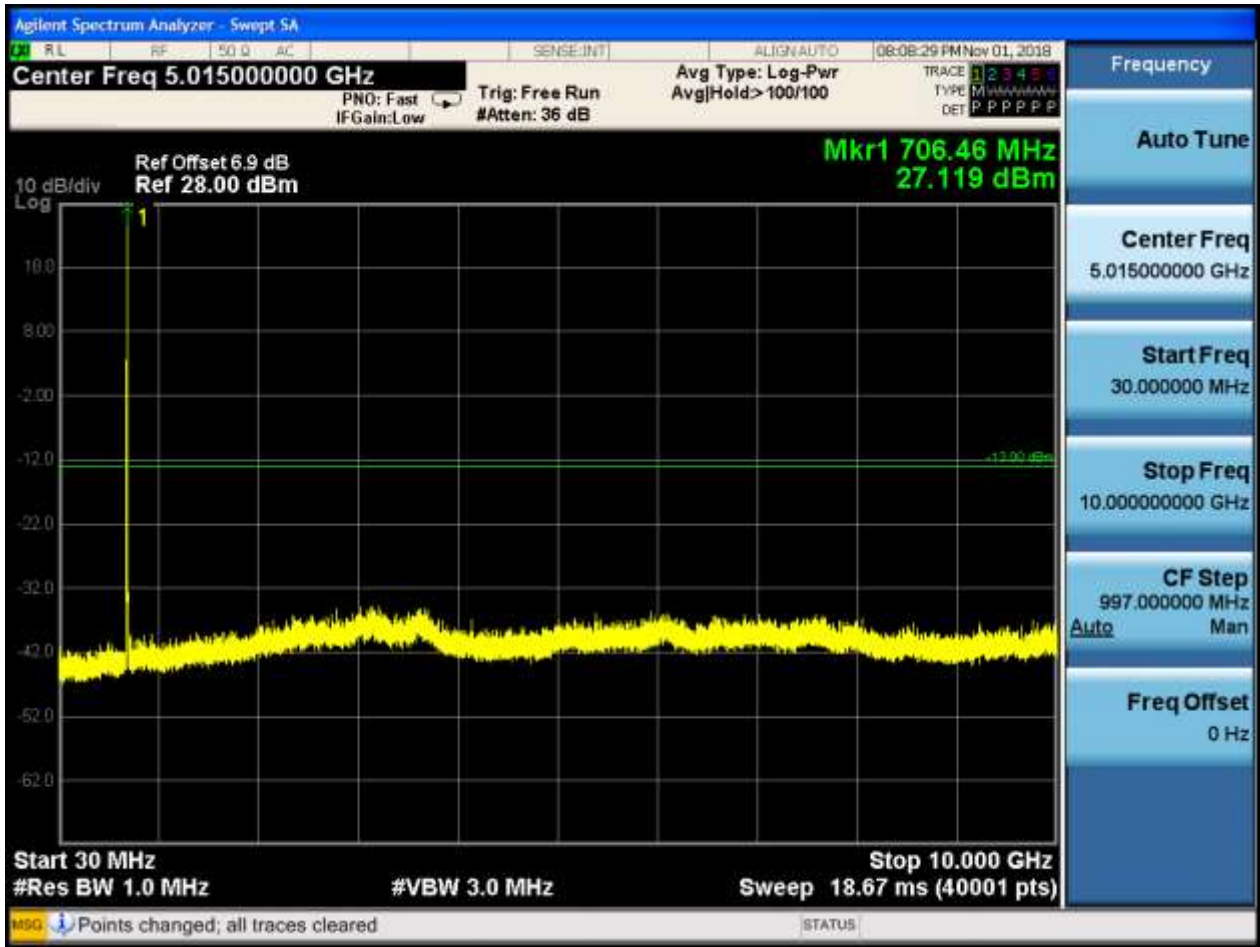


6.1.1.1.2.3 Test Channel = HCH

6.1.1.1.2.3.1 Test RB = RB1#0







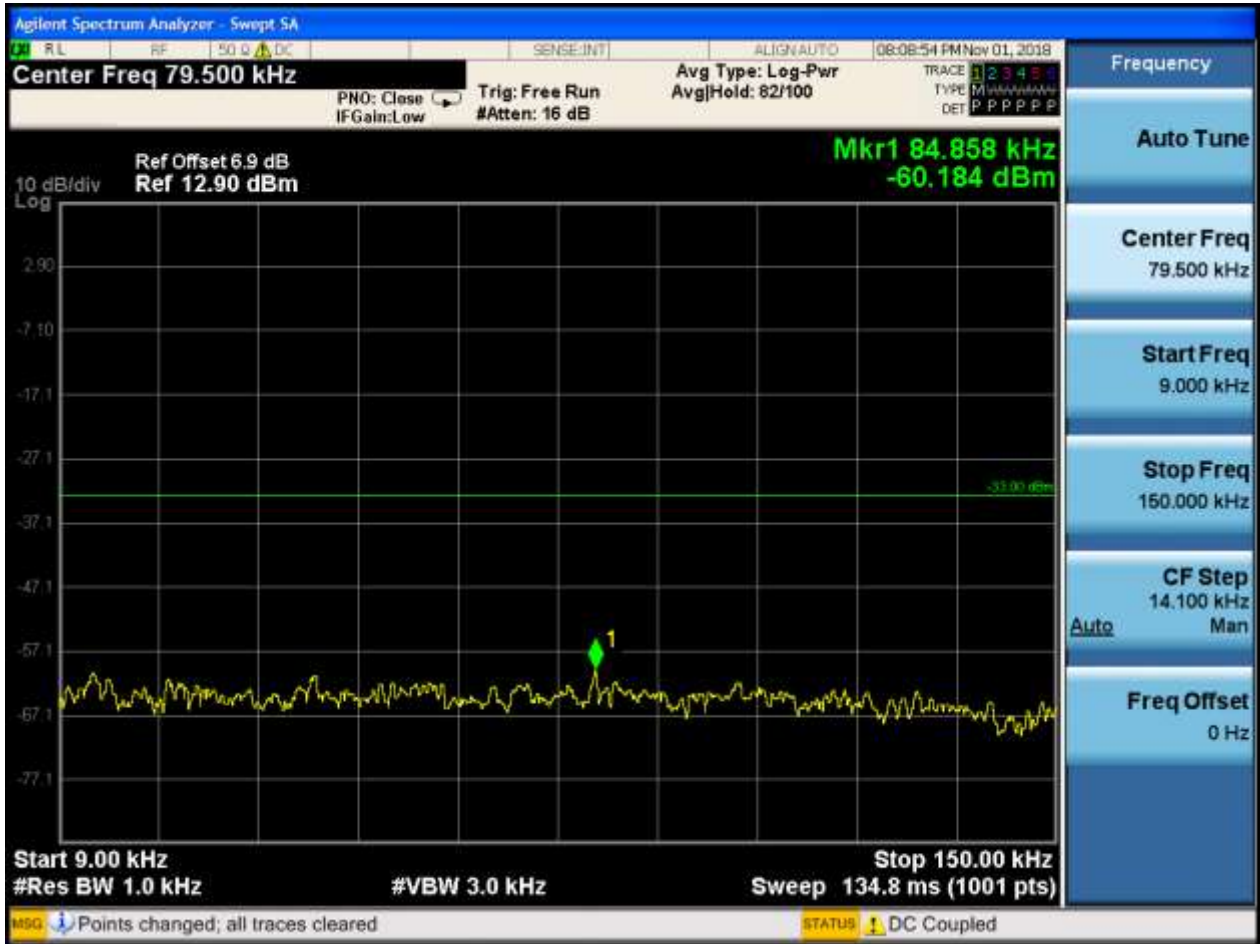


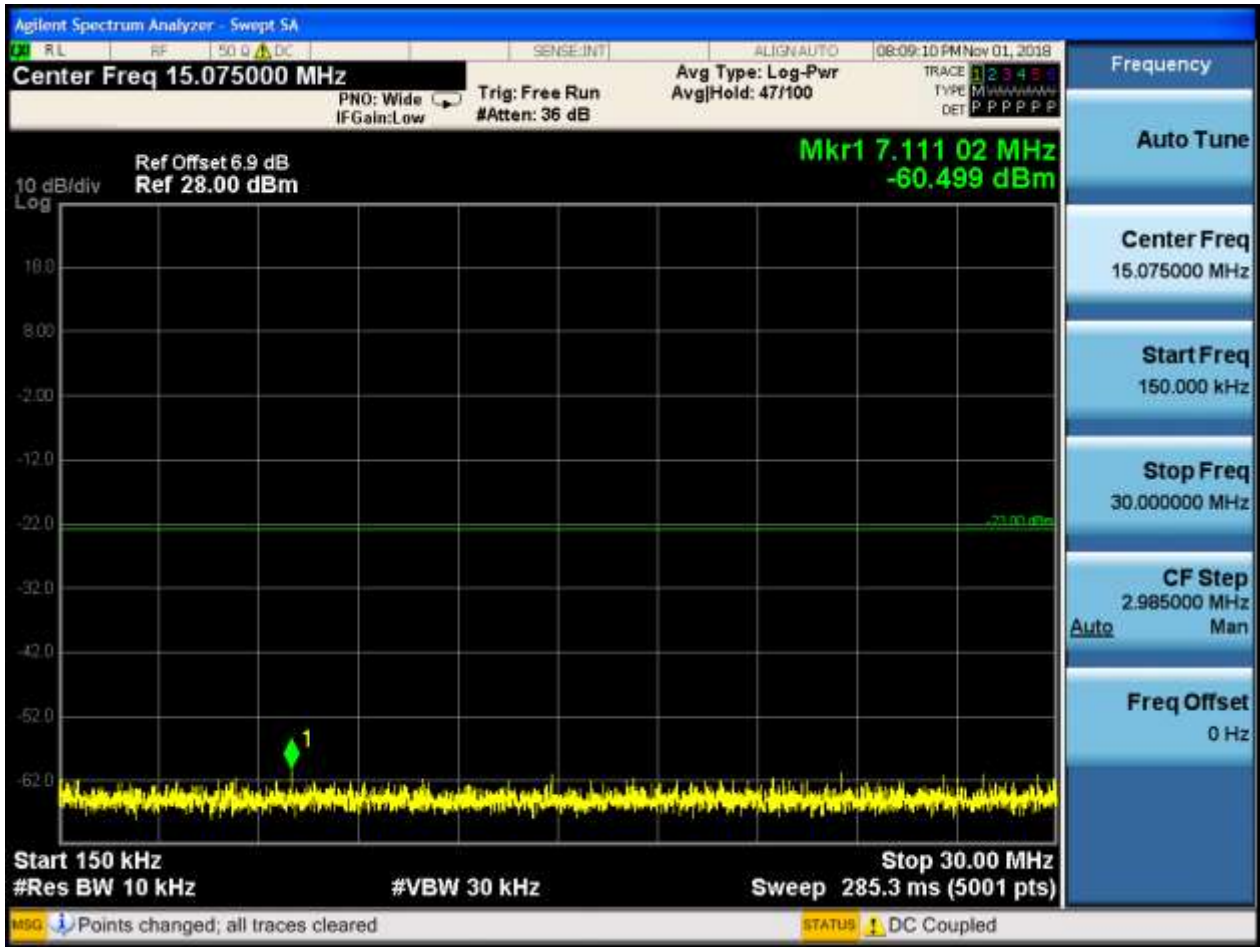
6.1.1.2 Test Mode = LTE/TM2

6.1.1.2.1 Test Bandwidth = 5

6.1.1.2.1.1 Test Channel = LCH

6.1.1.2.1.1.1 Test RB = RB1#0









6.1.1.2.1.2 Test Channel = MCH

6.1.1.2.1.2.1 Test RB = RB1#0





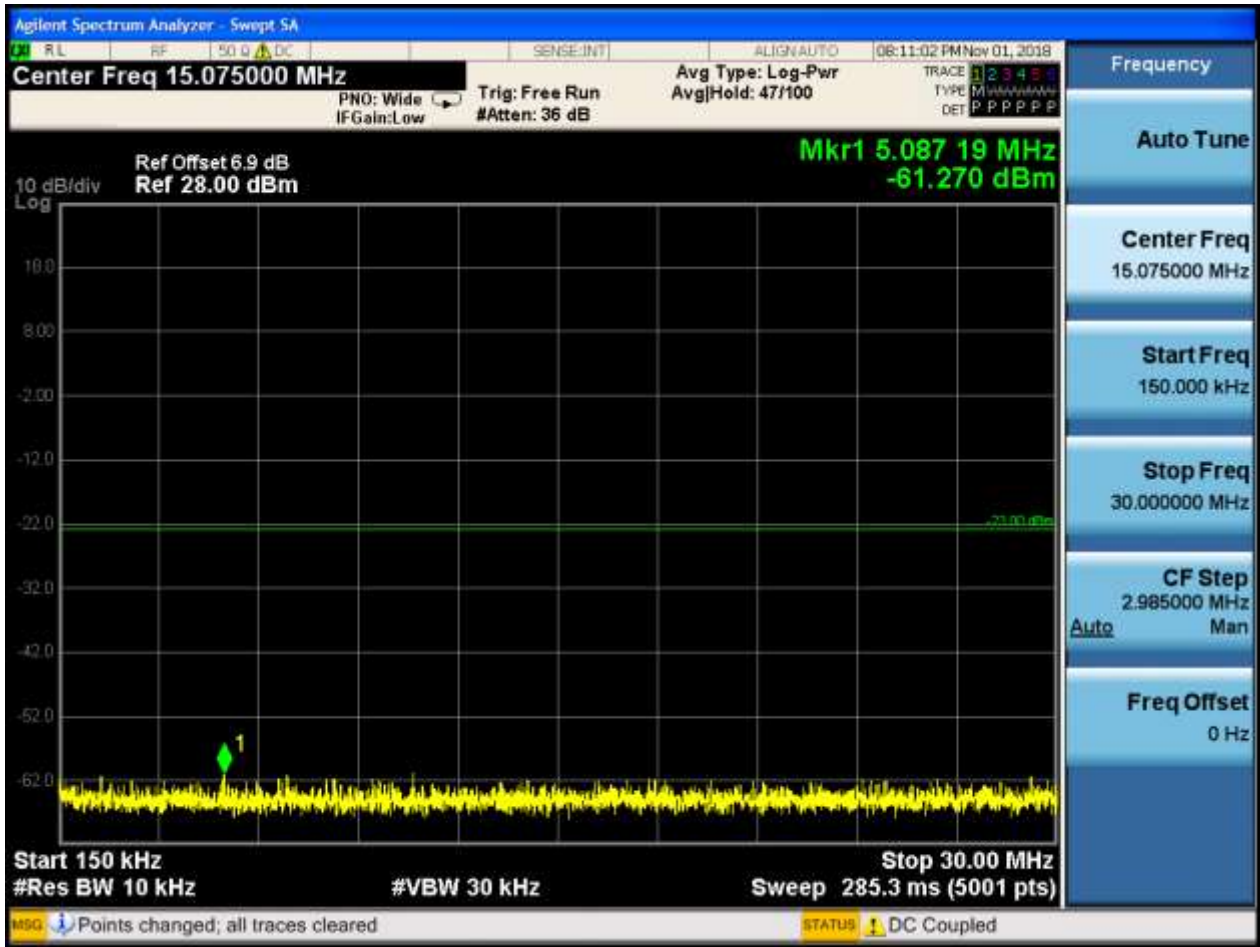




6.1.1.2.1.3 Test Channel = HCH

6.1.1.2.1.3.1 Test RB = RB1#0







6.1.1.2.2 Test Bandwidth = 10

6.1.1.2.2.1 Test Channel = LCH

6.1.1.2.2.1.1 Test RB = RB1#0



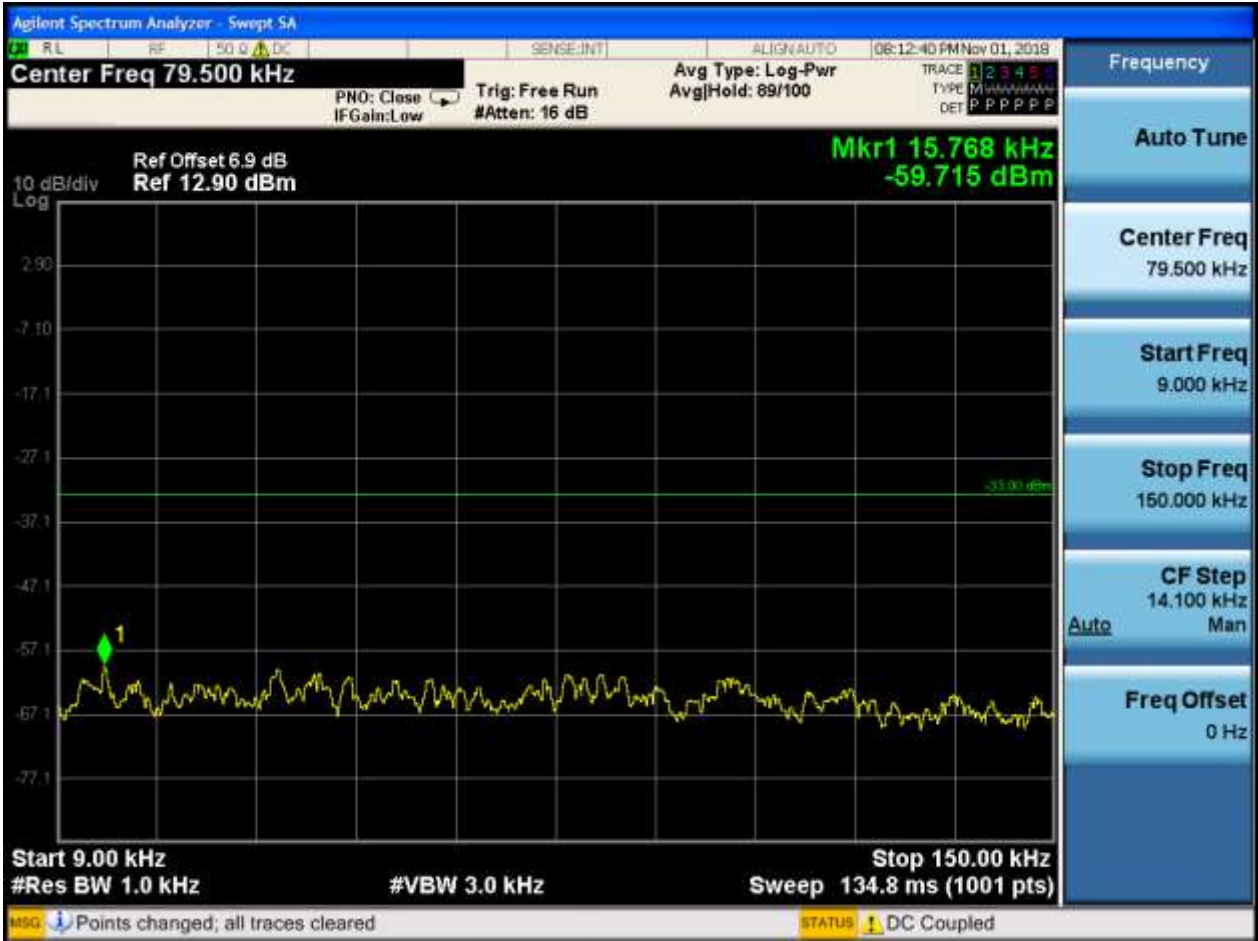


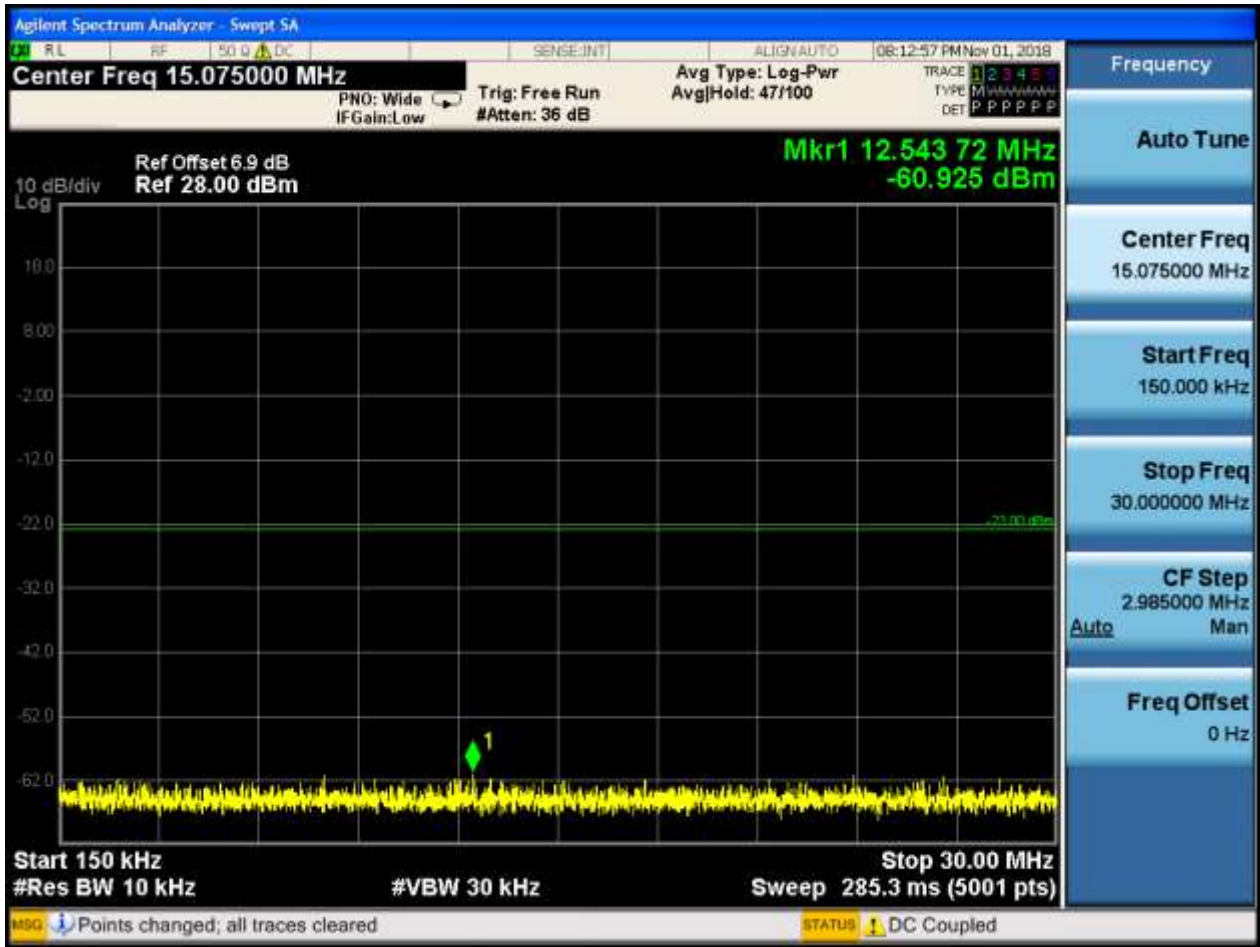




6.1.1.2.2.2 Test Channel = MCH

6.1.1.2.2.2.1 Test RB = RB1#0









6.1.1.2.2.3 Test Channel = HCH

6.1.1.2.2.3.1 Test RB = RB1#0









7Appendix_G: Field Strength of Spurious Radiation

Note:We tested all modes, but the data presented below is the worst case.

9kHz~150kHz, RBW = 200Hz, VBW = 600 Hz, Detector: PK

150kHz~30MHz, RBW = 9kHz, VBW = 30k Hz, Detector: PK

30MHz~1GHz, RBW = 100 kHz, VBW = 300 kHz. Detector: PK

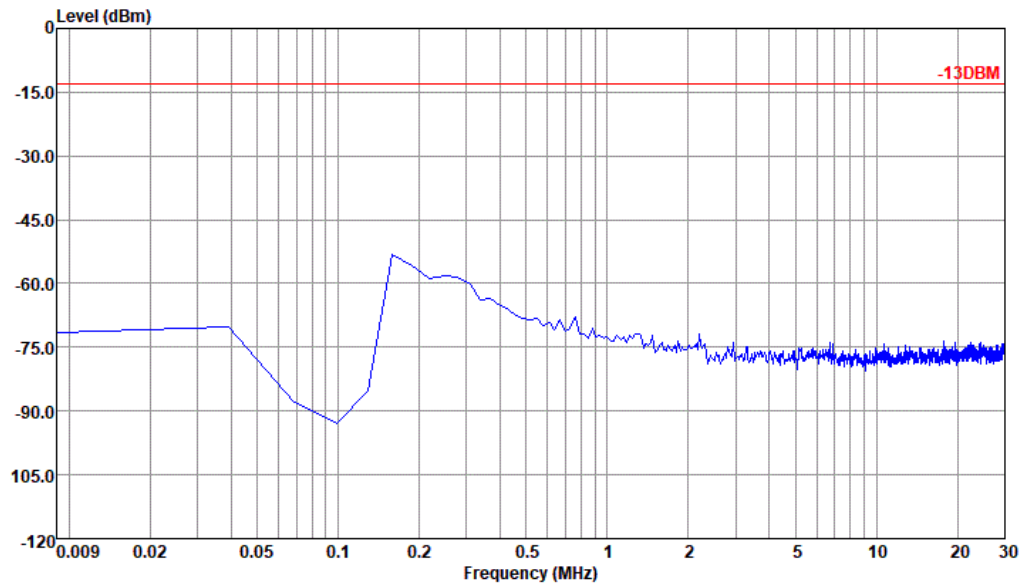
Above 1GHz, RBW = 1 MHz, VBW = 3 MHz. Detector: PK

Part I - Test Plots

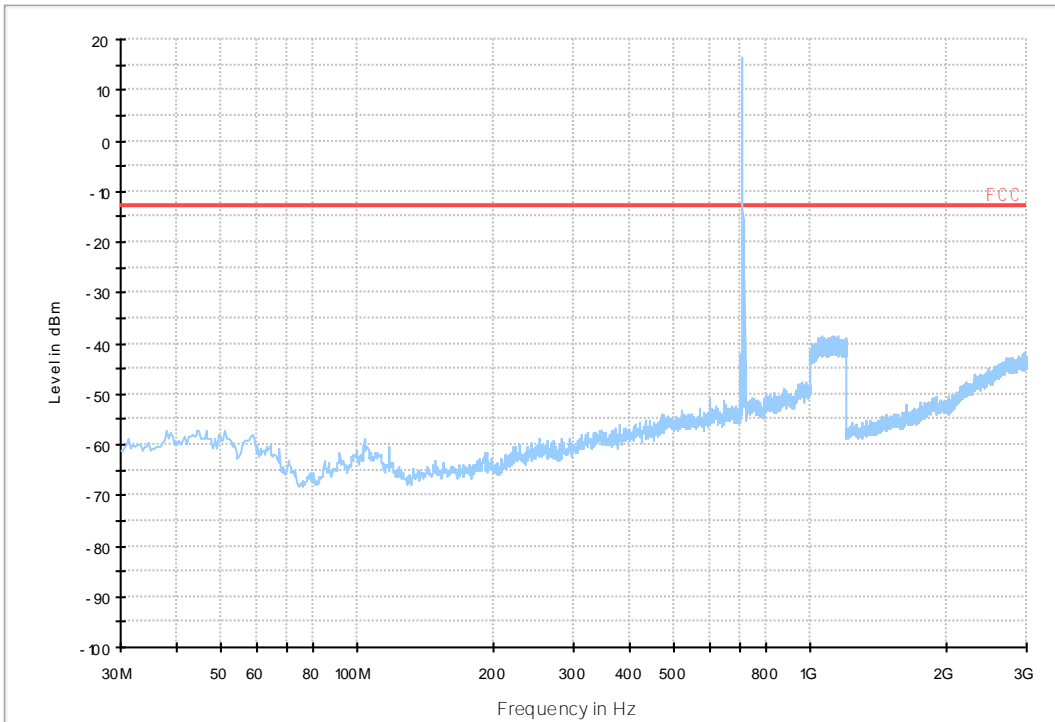
7.1 For LTE

7.1.1 Test Band = BAND17

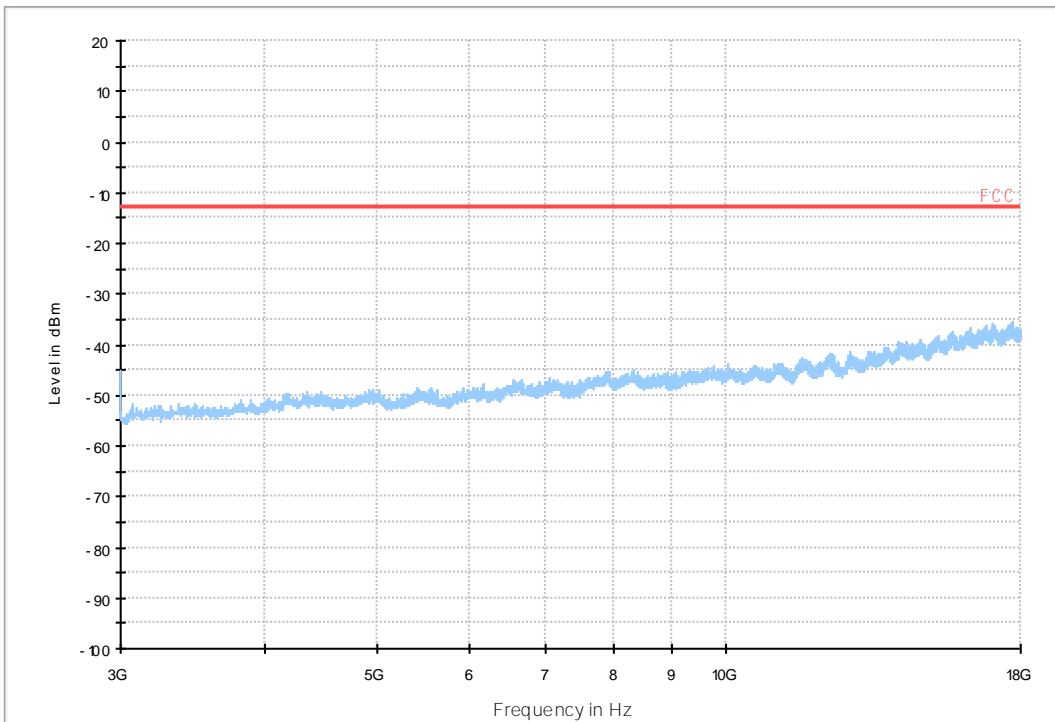
7.1.1.1 Test Bandwidth = 5



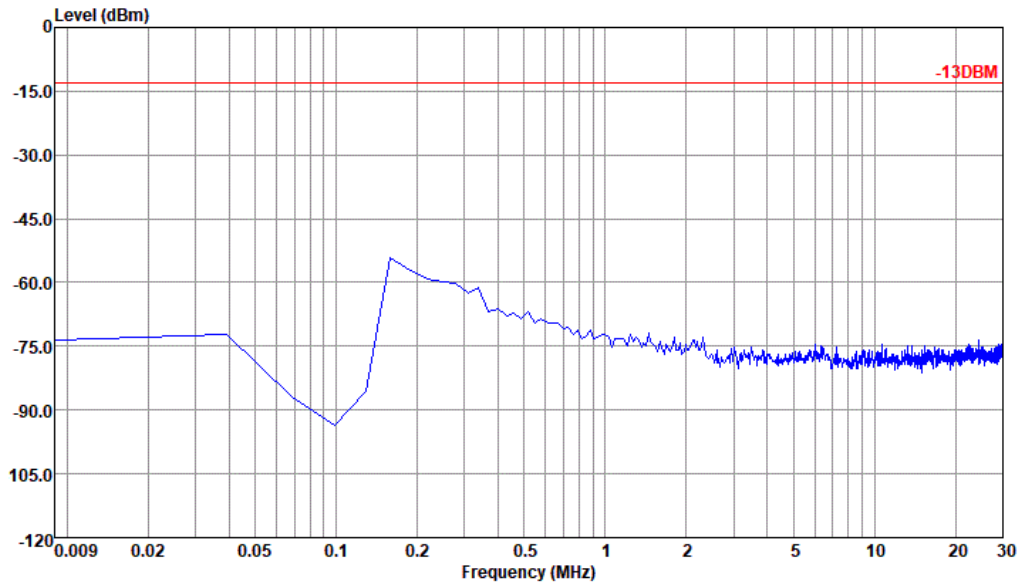
LTE FDD RSE-TX-DIRECTOR BELOW 1G_L



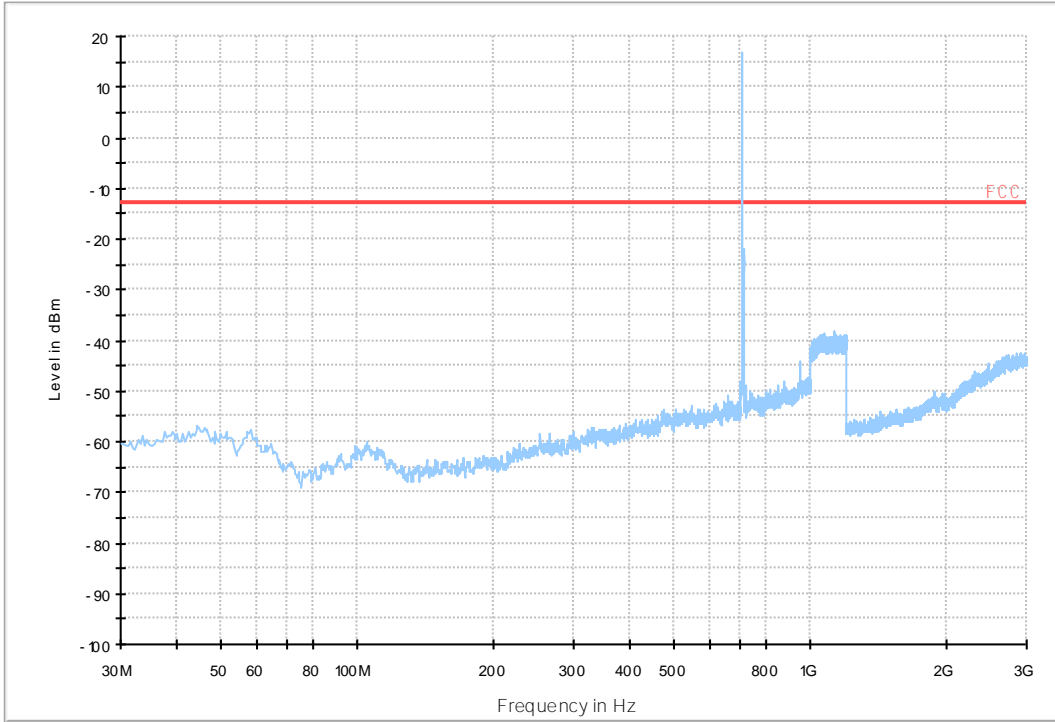
LTE FDD RSE-TX-DIRECTOR BELOW 1G_H



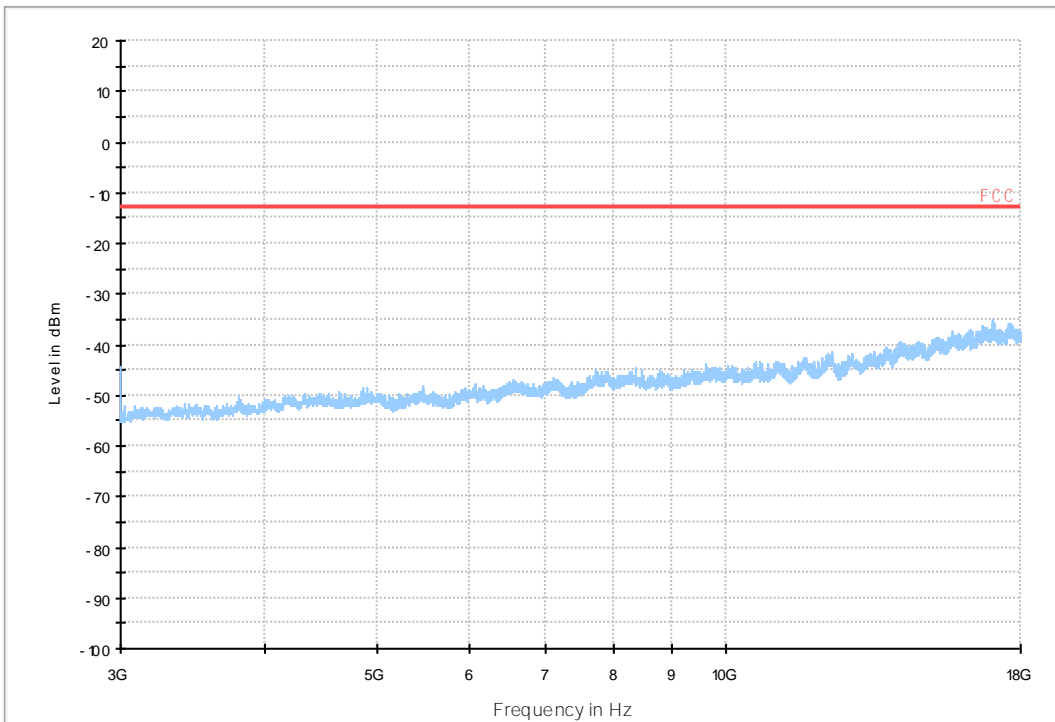
7.1.1.2 Test Bandwidth = 10



LTE FDD RSE-TX-DIRECTOR BELOW 1G_L



LTE FDD RSE-TX-DIRECTOR BELOW 1G_H





8Appendix_H: Frequency Stability

8.1 For LTE

8.1.1 Frequency Error vs. Voltage:

Test Band	Test Mode	Test Bandwidth (MHz)	Test Channel	Test Temp.	Test Volt.	Freq. Error [Hz]	Freq. vs. rated [ppm]	Verdict
BAND17	LTE/TM1	5	LCH	TN	VL	-2.52	-0.00357	PASS
					VN	-2.57	-0.00364	PASS
					VH	0.1	0.00014	PASS
			MCH	TN	VL	2.1	0.00296	PASS
					VN	-1.17	-0.00165	PASS
					VH	1.46	0.00206	PASS
		HCH	TN	VL	0.83	0.00116	PASS	
				VN	-4.09	-0.00573	PASS	
				VH	-1.2	-0.00168	PASS	
		10	LCH	TN	VL	-9.71	-0.0137	PASS
					VN	-0.11	-0.00016	PASS
					VH	-8.71	-0.01228	PASS
	MCH		TN	VL	-0.17	-0.00024	PASS	
				VN	0.34	0.00048	PASS	
				VH	-4.49	-0.00632	PASS	
	HCH	TN	VL	-0.73	-0.00103	PASS		
			VN	0.73	0.00103	PASS		
			VH	-1.06	-0.00149	PASS		
	LTE/TM2	5	LCH	TN	VL	6.04	0.00855	PASS
					VN	1.67	0.00236	PASS
					VH	-0.21	-0.0003	PASS
			MCH	TN	VL	-0.63	-0.00089	PASS
					VN	0.76	0.00107	PASS
					VH	-4.78	-0.00673	PASS
HCH		TN	VL	-1.34	-0.00188	PASS		
			VN	-0.34	-0.00048	PASS		
			VH	-1.72	-0.00241	PASS		
10		LCH	TN	VL	-5.22	-0.00736	PASS	
				VN	-2.39	-0.00337	PASS	
				VH	-0.69	-0.00097	PASS	



Test Band	Test Mode	Test Bandwidth (MHz)	Test Channel	Test Temp.	Test Volt.	Freq. Error [Hz]	Freq. vs. rated [ppm]	Verdict
			MCH	TN	VL	0.54	0.00076	PASS
					VN	-0.64	-0.0009	PASS
					VH	-0.16	-0.00023	PASS
			HCH	TN	VL	0.34	0.00048	PASS
					VN	-1.92	-0.0027	PASS
					VH	-3.29	-0.00463	PASS

8.1.2 Frequency Error vs. Temperature:

Test Band	Test Mode	Test Bandwidth (MHz)	Test Channel	Test Volt.	Test Temp.	Freq. Error [Hz]	Freq. vs. rated [ppm]	Verdict
BAND17	LTE/TM1	5	LCH	VN	-30	6.29	0.0089	PASS
					-20	-0.57	-0.00081	PASS
					-10	-6.04	-0.00855	PASS
					0	7.05	0.00998	PASS
					10	0.7	0.00099	PASS
					20	-0.94	-0.00133	PASS
					30	-1.59	-0.00225	PASS
					40	3.46	0.0049	PASS
			MCH	VN	50	2.85	0.00403	PASS
					-30	-1.62	-0.00228	PASS
					-20	2.66	0.00375	PASS
					-10	-0.01	-0.00001	PASS
					0	2.66	0.00375	PASS
					10	0.51	0.00072	PASS
					20	4.73	0.00666	PASS
					30	-2.57	-0.00362	PASS
			HCH	VN	40	-0.03	-0.00004	PASS
					50	-0.43	-0.00061	PASS
					-30	-2.95	-0.00413	PASS
					-20	0.97	0.00136	PASS
					-10	-3.39	-0.00475	PASS
					0	-1.9	-0.00266	PASS
					10	3	0.0042	PASS
					20	0.67	0.00094	PASS
30	5.74	0.00804	PASS					
40	0.06	0.00008	PASS					



Test Band	Test Mode	Test Bandwidth (MHz)	Test Channel	Test Volt.	Test Temp.	Freq. Error [Hz]	Freq. vs. rated [ppm]	Verdict
		10	LCH	VN	50	0.96	0.00135	PASS
					-30	0.26	0.00037	PASS
					-20	0.11	0.00016	PASS
					-10	-7.3	-0.0103	PASS
					0	0.17	0.00024	PASS
					10	-0.09	-0.00013	PASS
					20	-0.77	-0.00109	PASS
					30	-2.25	-0.00317	PASS
					40	0.73	0.00103	PASS
			50	-0.09	-0.00013	PASS		
			MCH	VN	-30	-0.66	-0.00093	PASS
					-20	-0.99	-0.00139	PASS
					-10	-7.32	-0.01031	PASS
					0	-1.32	-0.00186	PASS
					10	-0.63	-0.00089	PASS
					20	1.13	0.00159	PASS
					30	-2.55	-0.00359	PASS
					40	-1.17	-0.00165	PASS
					50	-4.36	-0.00614	PASS
			HCH	VN	-30	2.82	0.00397	PASS
					-20	0.7	0.00098	PASS
					-10	8.5	0.01195	PASS
					0	2.13	0.003	PASS
					10	5.36	0.00754	PASS
	20	2.46			0.00346	PASS		
	30	-0.17			-0.00024	PASS		
	40	4.05			0.0057	PASS		
	50	2.83			0.00398	PASS		
	LTE/TM2	5	LCH	VN	-30	0.19	0.00027	PASS
					-20	-4.92	-0.00696	PASS
					-10	2.45	0.00347	PASS
					0	0.07	0.0001	PASS
					10	2.96	0.00419	PASS
20					-5.31	-0.00752	PASS	
30					3.19	0.00452	PASS	
40					0.73	0.00103	PASS	
50					-0.57	-0.00081	PASS	
MCH			VN	-30	4.71	0.00663	PASS	



Test Band	Test Mode	Test Bandwidth (MHz)	Test Channel	Test Volt.	Test Temp.	Freq. Error [Hz]	Freq. vs. rated [ppm]	Verdict		
					-20	-1.43	-0.00201	PASS		
					-10	5.04	0.0071	PASS		
					0	-2.73	-0.00385	PASS		
					10	2.23	0.00314	PASS		
					20	-3.12	-0.00439	PASS		
					30	1.36	0.00192	PASS		
					40	-6.74	-0.00949	PASS		
					50	0.74	0.00104	PASS		
					HCH	VN	-30	-1.04	-0.00146	PASS
							-20	2.03	0.00285	PASS
							-10	-4.53	-0.00635	PASS
							0	-1.09	-0.00153	PASS
							10	3.05	0.00427	PASS
							20	4.89	0.00685	PASS
							30	-1.97	-0.00276	PASS
		40	0	0			PASS			
		LCH	VN	-30	2.83	0.00399	PASS			
				-20	-0.69	-0.00097	PASS			
				-10	-1.42	-0.002	PASS			
				0	-0.13	-0.00018	PASS			
				10	1.3	0.00183	PASS			
				20	-0.19	-0.00027	PASS			
				30	-0.06	-0.00008	PASS			
				40	0.39	0.00055	PASS			
				50	1.4	0.00197	PASS			
				MCH	VN	-30	0.06	0.00008	PASS	
						-20	0	0	PASS	
						-10	0.89	0.00125	PASS	
		0	0.59			0.00083	PASS			
		10	2.36			0.00332	PASS			
		20	0			0	PASS			
		30	0.76			0.00107	PASS			
		40	0.44			0.00062	PASS			
		HCH	VN	50	0.53	0.00075	PASS			
				-30	-3.59	-0.00505	PASS			
				-20	-0.92	-0.00129	PASS			
							-10	-1.59	-0.00224	PASS



Test Band	Test Mode	Test Bandwidth (MHz)	Test Channel	Test Volt.	Test Temp.	Freq. Error [Hz]	Freq. vs. rated [ppm]	Verdict
					0	0.9	0.00127	PASS
					10	-7.35	-0.01034	PASS
					20	0.27	0.00038	PASS
					30	-0.29	-0.00041	PASS
					40	-1.9	-0.00267	PASS
					50	0.11	0.00015	PASS

END