



Appendix A. System Check Plots

Table of contents
SystemPerformanceCheck-D750-EX-Body
SystemPerformanceCheck-D835-EX- Body
SystemPerformanceCheck-D835-EX- Body
SystemPerformanceCheck-D1750-EX- Body
SystemPerformanceCheck-D1750-EX- Body
SystemPerformanceCheck-D1750-EX- Body
SystemPerformanceCheck-D1900-EX- Body
SystemPerformanceCheck-D1900-EX- Body
SystemPerformanceCheck-D2450-EX- Body
SystemPerformanceCheck-D2600-EX- Body
SystemPerformanceCheck-D2600-EX- Body
SystemPerformanceCheck-D5250-EX- Body
SystemPerformanceCheck-D5600-EX- Body
SystemPerformanceCheck-D5600-EX- Body

Test Laboratory: HUAWEI SAR/HAC Lab

SystemPerformanceCheck-D750-EX-Body

DUT: Dipole 750 MHz D750V3; Type: D750V3; Serial: D750V3 -SN:1044

Communication System: UID 0, CW (0); Frequency: 750 MHz; Duty Cycle: 1:1

Medium parameters used: $f = 750$ MHz; $\sigma = 0.965$ S/m; $\epsilon_r = 55.032$; $\rho = 1000$ kg/m³

Phantom section: Center Section

DASY Configuration:

- ε Probe: EX3DV4 - SN3743; ConvF(9.87, 9.87, 9.87) @ 750 MHz; Calibrated: 2017-11-23
- ε Sensor-Surface: 1.4mm (Mechanical Surface Detection), $z = 1.0, 31.0$
- ε Electronics: DAE4 Sn1236; Calibrated: 2018-7-18
- ε Phantom: Triple Flat Phantom 5.1C; Type: MFP V5.1 C; Serial: 1176/2
- ε DASY52 52.10.1(1476); SEMCAD X 14.6.11(7439)

Configuration/d=15mm Pin=250mW/Area Scan (6x14x1): Measurement grid: $dx=15$ mm, $dy=15$ mm

Maximum value of SAR (measured) = 2.61 W/kg

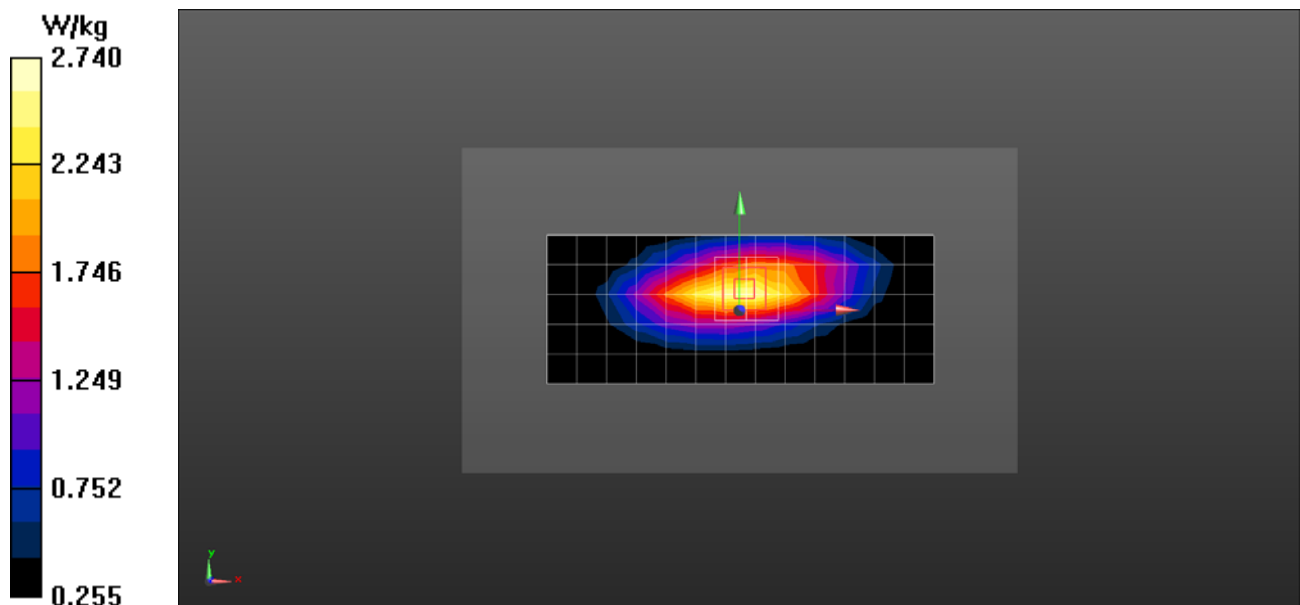
Configuration/d=15mm Pin=250mW/Zoom Scan (5x5x7)/Cube 0: Measurement grid: $dx=8$ mm, $dy=8$ mm, $dz=5$ mm

Reference Value = 45.96 V/m; Power Drift = -0.15 dB

Peak SAR (extrapolated) = 3.03 W/kg

SAR(1 g) = 2.08 W/kg; SAR(10 g) = 1.38 W/kg

Maximum value of SAR (measured) = 2.74 W/kg



Test Laboratory: HUAWEI SAR/HAC Lab

SystemPerformanceCheck-D835-EX-Body

DUT: Dipole 835 MHz D835V2; Type: D835V2; Serial: D835V2 - SN:4d059

Communication System: UID 0, CW (0); Frequency: 835 MHz; Duty Cycle: 1:1

Medium parameters used: $f = 835$ MHz; $\sigma = 0.999$ S/m; $\epsilon_r = 54.813$; $\rho = 1000$ kg/m³

Phantom section: Center Section

DASY Configuration:

- ε Probe: EX3DV4 - SN3743; ConvF(9.4, 9.4, 9.4) @ 835 MHz; Calibrated: 2017-11-23
- ε Sensor-Surface: 1.4mm (Mechanical Surface Detection), $z = 1.0, 31.0$
- ε Electronics: DAE4 Sn1236; Calibrated: 2018-7-18
- ε Phantom: Triple Flat Phantom 5.1C; Type: MFP V5.1 C; Serial: 1176/2
- ε DASY52 52.10.1(1476); SEMCAD X 14.6.11(7439)

Configuration/d=15mm, Pin=250mW/Area Scan (6x13x1): Measurement grid: $dx=15$ mm, $dy=15$ mm

Maximum value of SAR (measured) = 3.69 W/kg

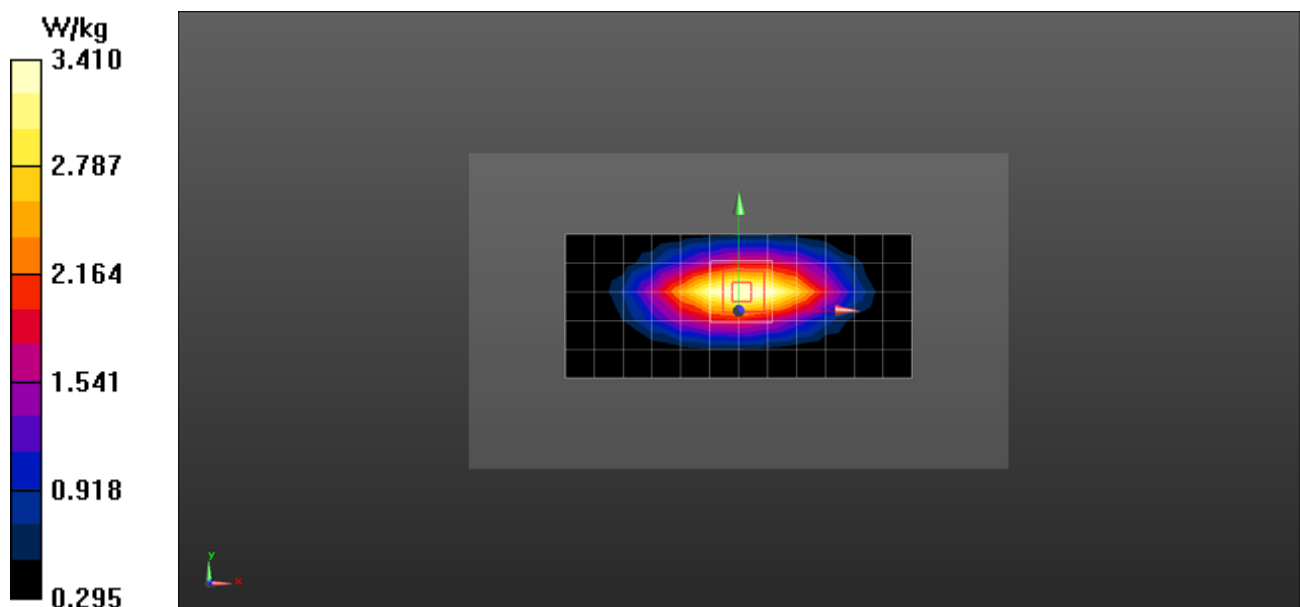
Configuration/d=15mm, Pin=250mW/Zoom Scan (5x5x7)/Cube 0: Measurement grid: $dx=8$ mm, $dy=8$ mm, $dz=5$ mm

Reference Value = 51.81 V/m; Power Drift = 0.00 dB

Peak SAR (extrapolated) = 3.83 W/kg

SAR(1 g) = 2.54 W/kg; SAR(10 g) = 1.66 W/kg

Maximum value of SAR (measured) = 3.41 W/kg



Test Laboratory: HUAWEI SAR/HAC Lab

SystemPerformanceCheck-D835-EX-Body

DUT: Dipole 835 MHz D835V2; Type: D835V2; Serial: D835V2 - SN:4d126

Communication System: UID 0, CW (0); Frequency: 835 MHz; Duty Cycle: 1:1

Medium parameters used: $f = 835$ MHz; $\sigma = 1.01$ S/m; $\epsilon_r = 54.235$; $\rho = 1000$ kg/m³

Phantom section: Center Section

DASY Configuration:

- ε Probe: EX3DV4 - SN7381; ConvF(10.46, 10.46, 10.46) @ 835 MHz; Calibrated: 2018-9-28
- ε Sensor-Surface: 1.4mm (Mechanical Surface Detection), $z = 1.0, 31.0$
- ε Electronics: DAE4 Sn1236; Calibrated: 2018-7-18
- ε Phantom: Triple Flat Phantom 5.1C; Type: MFP V5.1 C; Serial: 1176/2
- ε DASY52 52.10.1(1476); SEMCAD X 14.6.11(7439)

Configuration/d=15mm, Pin=250mW/Area Scan (6x13x1): Measurement grid: $dx=15$ mm, $dy=15$ mm

Maximum value of SAR (measured) = 2.66 W/kg

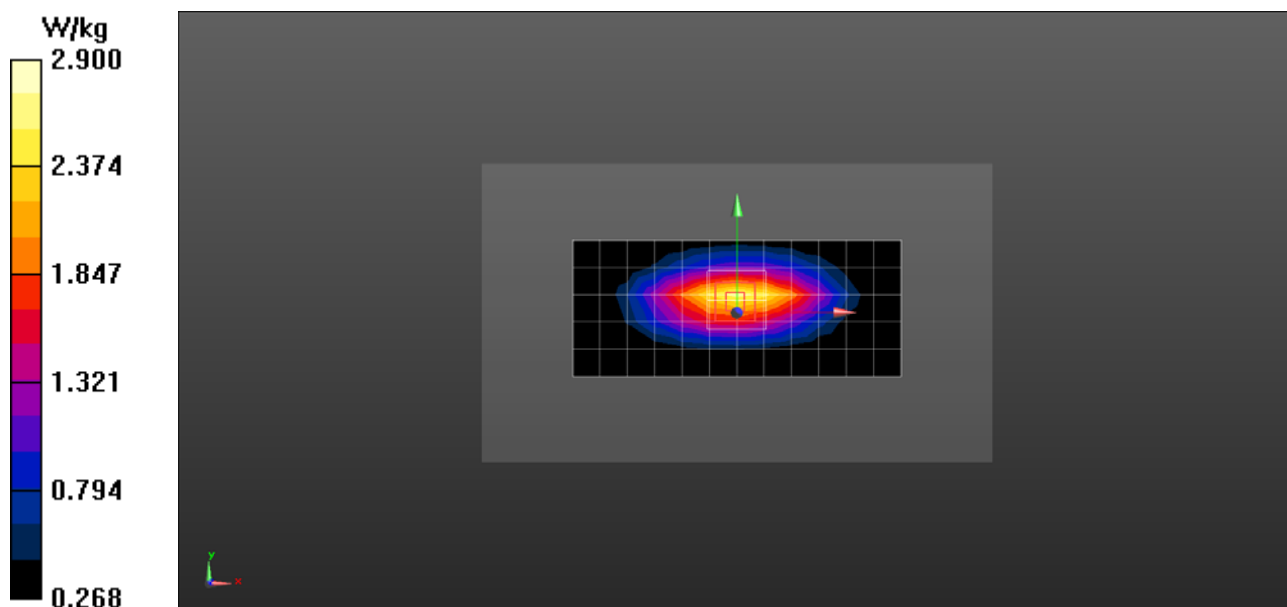
Configuration/d=15mm, Pin=250mW/Zoom Scan (5x5x7)/Cube 0: Measurement grid: $dx=8$ mm, $dy=8$ mm, $dz=5$ mm

Reference Value = 50.06 V/m; Power Drift = -0.01 dB

Peak SAR (extrapolated) = 3.27 W/kg

SAR(1 g) = 2.18 W/kg; SAR(10 g) = 1.43 W/kg

Maximum value of SAR (measured) = 2.90 W/kg



Test Laboratory: HUAWEI SAR/HAC Lab

SystemPerformanceCheck-D1750-EX-Body

DUT: Dipole 1750 MHz D1750V2; Type: D1750V2; Serial: D1750V2 - SN:1145

Communication System: UID 0, CW (0); Frequency: 1750 MHz; Duty Cycle: 1:1
Medium parameters used: $f = 1750$ MHz; $\sigma = 1.479$ S/m; $\epsilon_r = 53.224$; $\rho = 1000$ kg/m³
Phantom section: Center Section

DASY Configuration:

- ε Probe: EX3DV4 - SN3743; ConvF(8.01, 8.01, 8.01) @ 1750 MHz; Calibrated: 2017-11-23
- ε Sensor-Surface: 1.4mm (Mechanical Surface Detection), $z = 1.0, 31.0$
- ε Electronics: DAE4 Sn1236; Calibrated: 2018-7-18
- ε Phantom: Triple Flat Phantom 5.1C; Type: MFP V5.1 C; Serial: 1176/2
- ε DASY52 52.10.1(1476); SEMCAD X 14.6.11(7439)

Configuration/d=10mm pin=250mW/Area Scan (6x10x1): Measurement grid: $dx=15$ mm, $dy=15$ mm

Maximum value of SAR (measured) = 13.9 W/kg

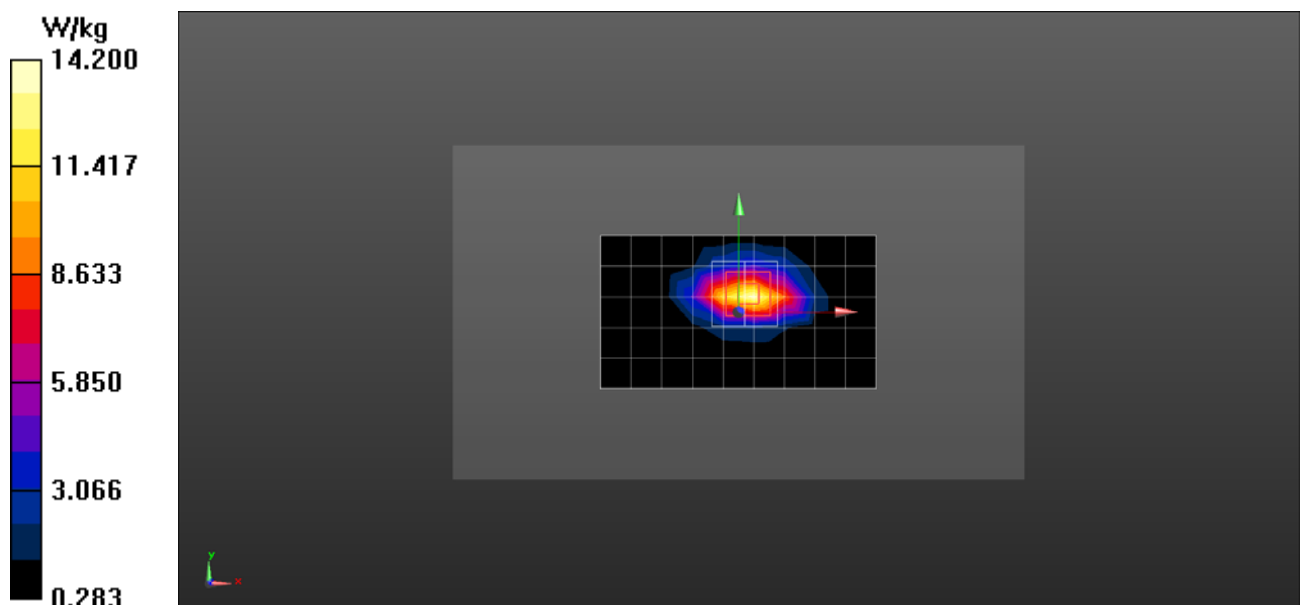
Configuration/d=10mm pin=250mW/Zoom Scan (5x5x7)/Cube 0: Measurement grid: $dx=8$ mm, $dy=8$ mm, $dz=5$ mm

Reference Value = 69.93 V/m; Power Drift = -0.17 dB

Peak SAR (extrapolated) = 16.8 W/kg

SAR(1 g) = 9.38 W/kg; SAR(10 g) = 4.98 W/kg

Maximum value of SAR (measured) = 14.2 W/kg



Test Laboratory: HUAWEI SAR/HAC Lab

SystemPerformanceCheck-D1750-EX-Body

DUT: Dipole 1750 MHz D1750V2; Type: D1750V2; Serial: D1750V2 - SN:1123

Communication System: UID 0, CW (0); Frequency: 1750 MHz; Duty Cycle: 1:1
Medium parameters used: $f = 1750$ MHz; $\sigma = 1.504$ S/m; $\epsilon_r = 51.981$; $\rho = 1000$ kg/m³
Phantom section: Center Section

DASY Configuration:

- ε Probe: EX3DV4 - SN3744; ConvF(7.74, 7.74, 7.74) @ 1750 MHz; Calibrated: 2018-7-25
- ε Sensor-Surface: 1.4mm (Mechanical Surface Detection), $z = 1.0, 31.0$
- ε Electronics: DAE4 Sn1236; Calibrated: 2018-7-18
- ε Phantom: Triple Flat Phantom 5.1C; Type: MFP V5.1 C; Serial: 1176/2
- ε DASY52 52.10.1(1476); SEMCAD X 14.6.11(7439)

Configuration/d=10mm pin=250mW/Area Scan (6x10x1): Measurement grid: $dx=15$ mm, $dy=15$ mm

Maximum value of SAR (measured) = 14.0 W/kg

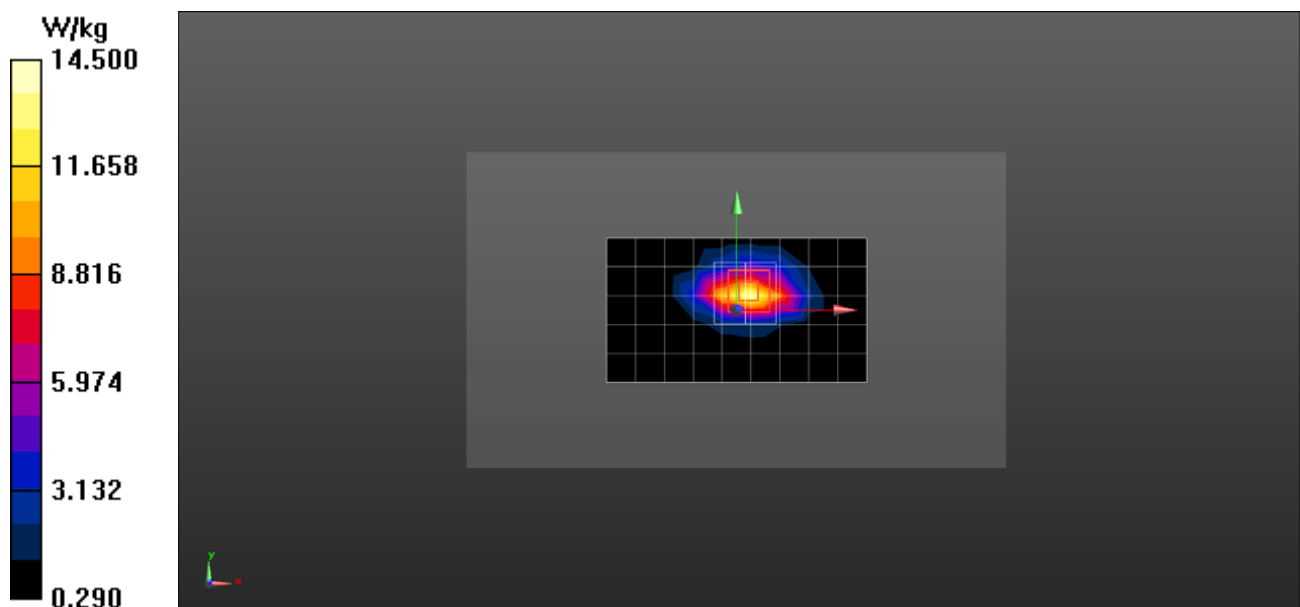
Configuration/d=10mm pin=250mW/Zoom Scan (5x5x7)/Cube 0: Measurement grid: $dx=8$ mm, $dy=8$ mm, $dz=5$ mm

Reference Value = 71.44 V/m; Power Drift = -0.15 dB

Peak SAR (extrapolated) = 17.2 W/kg

SAR(1 g) = 9.64 W/kg; SAR(10 g) = 5.15 W/kg

Maximum value of SAR (measured) = 14.5 W/kg



Test Laboratory: HUAWEI SAR/HAC Lab

SystemPerformanceCheck-D1750-EX-Body

DUT: Dipole 1750 MHz D1750V2; Type: D1750V2; Serial: D1750V2 - SN:1123

Communication System: UID 0, CW (0); Frequency: 1750 MHz; Duty Cycle: 1:1

Medium parameters used: $f = 1750$ MHz; $\sigma = 1.485$ S/m; $\epsilon_r = 52.626$; $\rho = 1000$ kg/m³

Phantom section: Center Section

DASY Configuration:

- ε Probe: EX3DV4 - SN7381; ConvF(8.61, 8.61, 8.61) @ 1750 MHz; Calibrated: 2018-9-28
- ε Sensor-Surface: 1.4mm (Mechanical Surface Detection), $z = 1.0, 31.0$
- ε Electronics: DAE4 Sn1236; Calibrated: 2018-7-18
- ε Phantom: Triple Flat Phantom 5.1C; Type: MFP V5.1 C; Serial: 1176/2
- ε DASY52 52.10.1(1476); SEMCAD X 14.6.11(7439)

Configuration/d=10mm pin=250mW/Area Scan (6x10x1): Measurement grid: $dx=15$ mm, $dy=15$ mm

Maximum value of SAR (measured) = 10.1 W/kg

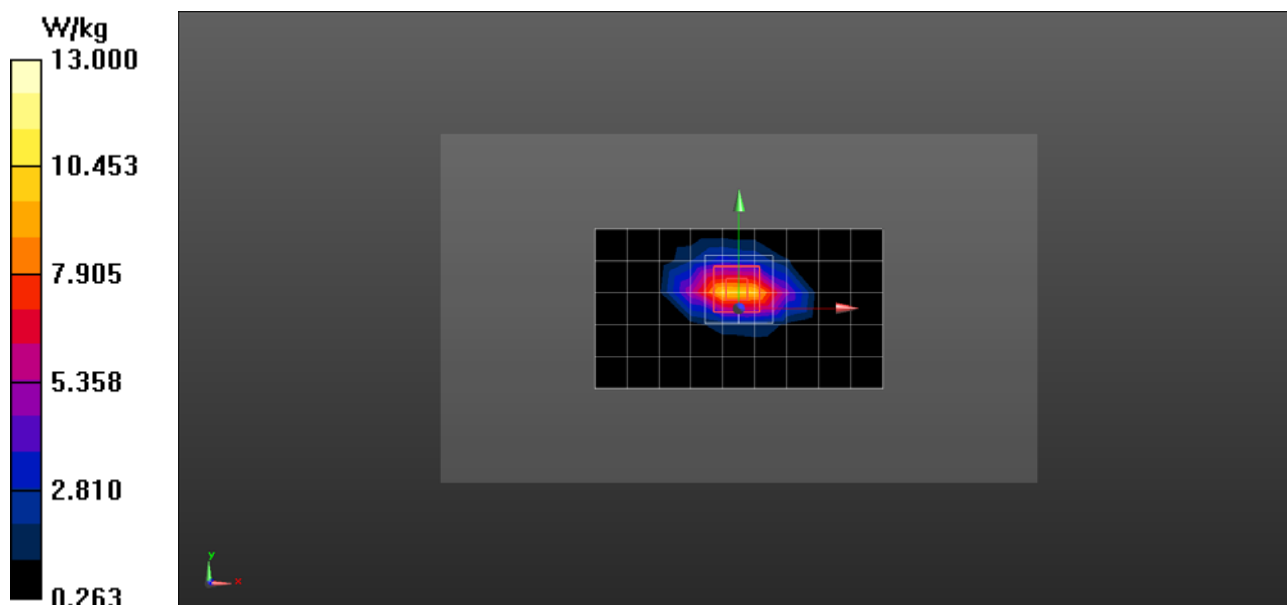
Configuration/d=10mm pin=250mW/Zoom Scan (5x5x7)/Cube 0: Measurement grid: $dx=8$ mm, $dy=8$ mm, $dz=5$ mm

Reference Value = 77.57 V/m; Power Drift = -0.01 dB

Peak SAR (extrapolated) = 15.2 W/kg

SAR(1 g) = 8.59 W/kg; SAR(10 g) = 4.59 W/kg

Maximum value of SAR (measured) = 13.0 W/kg



Test Laboratory: HUAWEI SAR/HAC Lab

SystemPerformanceCheck-D1900-EX-Body

DUT: Dipole 1900 MHz D1900V2; Type: D1900V2; Serial: D1900V2 - SN:5d143

Communication System: UID 0, CW (0); Frequency: 1900 MHz; Duty Cycle: 1:1

Medium parameters used: $f = 1900$ MHz; $\sigma = 1.583$ S/m; $\epsilon_r = 53.096$; $\rho = 1000$ kg/m³

Phantom section: Center Section

DASY Configuration:

- ε Probe: EX3DV4 - SN3743; ConvF(7.65, 7.65, 7.65) @ 1900 MHz; Calibrated: 2017-11-23
- ε Sensor-Surface: 1.4mm (Mechanical Surface Detection), $z = 1.0, 31.0$
- ε Electronics: DAE4 Sn1236; Calibrated: 2018-7-18
- ε Phantom: Triple Flat Phantom 5.1C; Type: MFP V5.1 C; Serial: 1176/2
- ε DASY52 52.10.1(1476); SEMCAD X 14.6.11(7439)

Configuration/d=10mm pin=250mW/Area Scan (6x10x1): Measurement grid: $dx=15$ mm, $dy=15$ mm

Maximum value of SAR (measured) = 15.2 W/kg

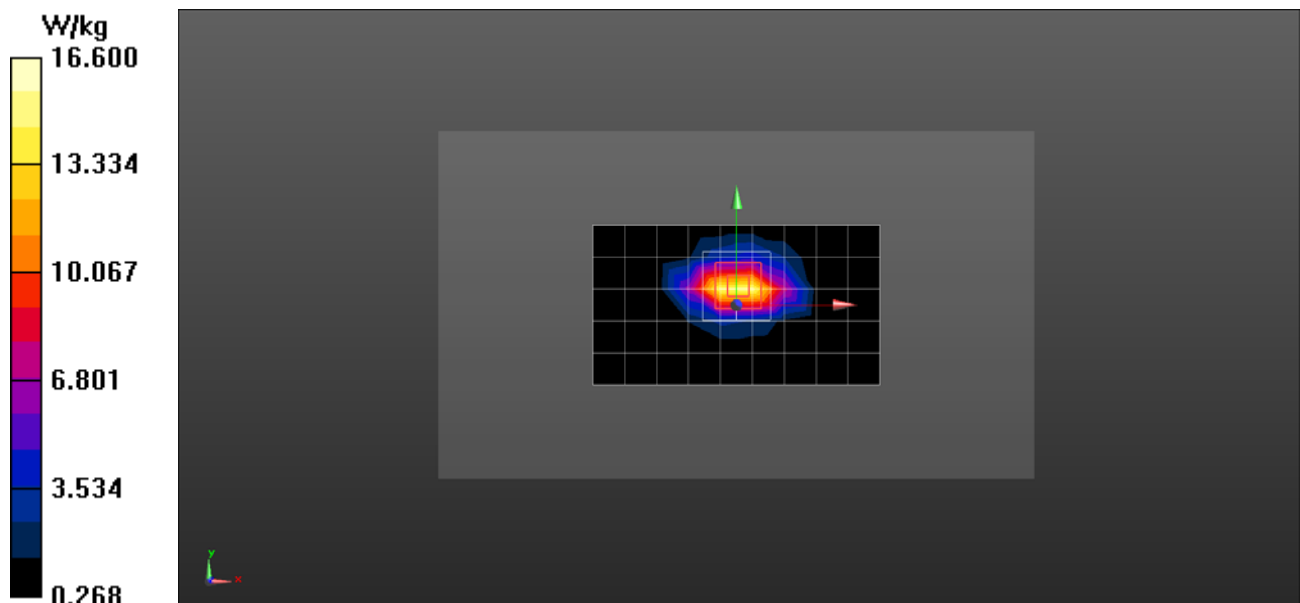
Configuration/d=10mm pin=250mW/Zoom Scan (5x5x7)/Cube 0: Measurement grid: $dx=8$ mm, $dy=8$ mm, $dz=5$ mm

Reference Value = 74.29 V/m; Power Drift = 0.04 dB

Peak SAR (extrapolated) = 19.7 W/kg

SAR(1 g) = 10.7 W/kg; SAR(10 g) = 5.53 W/kg

Maximum value of SAR (measured) = 16.6 W/kg



Test Laboratory: HUAWEI SAR/HAC Lab

SystemPerformanceCheck-D1900-EX-Body

DUT: Dipole 1900 MHz D1900V2; Type: D1900V2; Serial: D1900V2 - SN:5d091

Communication System: UID 0, CW (0); Frequency: 1900 MHz; Duty Cycle: 1:1

Medium parameters used: $f = 1900$ MHz; $\sigma = 1.588$ S/m; $\epsilon_r = 52.355$; $\rho = 1000$ kg/m³

Phantom section: Center Section

DASY Configuration:

- ε Probe: EX3DV4 - SN7381; ConvF(8.22, 8.22, 8.22) @ 1900 MHz; Calibrated: 2018-9-28
- ε Sensor-Surface: 1.4mm (Mechanical Surface Detection), $z = 1.0, 31.0$
- ε Electronics: DAE4 Sn1236; Calibrated: 2018-7-18
- ε Phantom: Triple Flat Phantom 5.1C; Type: MFP V5.1 C; Serial: 1176/2
- ε DASY52 52.10.1(1476); SEMCAD X 14.6.11(7439)

Configuration/d=10mm pin=250mW/Area Scan (6x10x1): Measurement grid: $dx=15$ mm, $dy=15$ mm

Maximum value of SAR (measured) = 15.0 W/kg

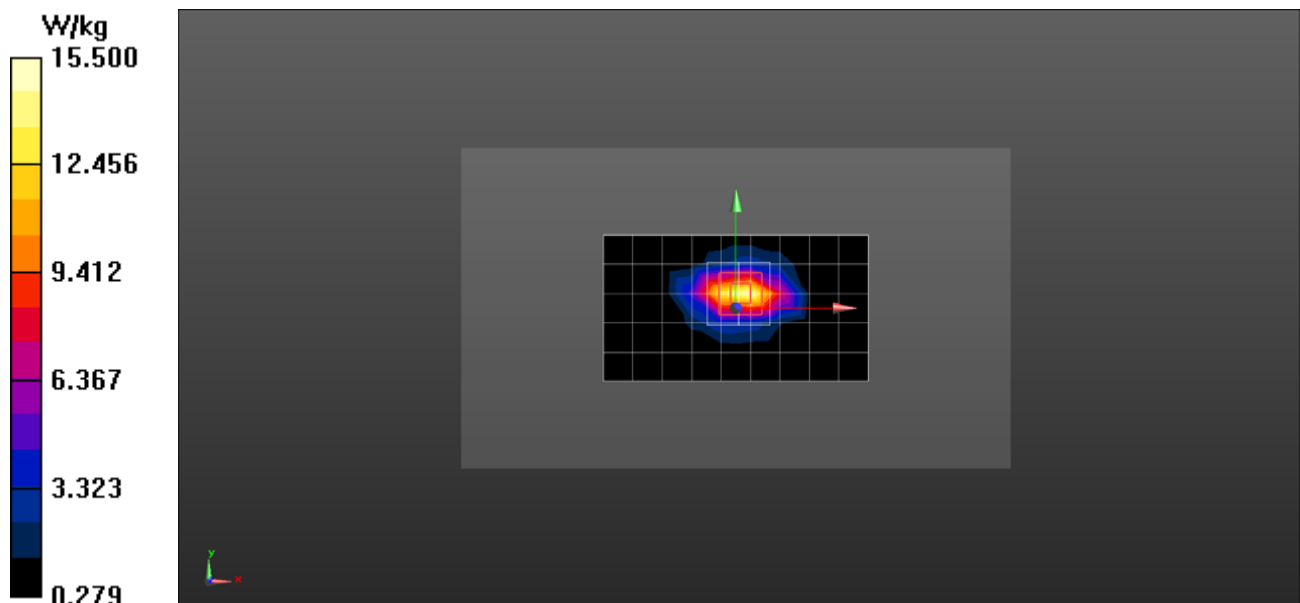
Configuration/d=10mm pin=250mW/Zoom Scan (5x5x7)/Cube 0: Measurement grid: $dx=8$ mm, $dy=8$ mm, $dz=5$ mm

Reference Value = 78.23 V/m; Power Drift = 0.04 dB

Peak SAR (extrapolated) = 18.3 W/kg

SAR(1 g) = 10.1 W/kg; SAR(10 g) = 5.3 W/kg

Maximum value of SAR (measured) = 15.5 W/kg



Test Laboratory: HUAWEI SAR/HAC Lab

SystemPerformanceCheck-D2450-EX-Body

DUT: Dipole 2450 MHz D2450V2; Type: D2450V2; Serial: D2450V2 - SN:978

Communication System: UID 0, CW (0); Frequency: 2450 MHz; Duty Cycle: 1:1

Medium parameters used (interpolated): $f = 2450$ MHz; $\sigma = 2.007$ S/m; $\epsilon_r = 51.098$; $\rho = 1000$ kg/m³

Phantom section: Center Section

DASY Configuration:

- ε Probe: EX3DV4 - SN3744; ConvF(7.39, 7.39, 7.39) @ 2450 MHz; Calibrated: 2018-7-25
- ε Sensor-Surface: 1.4mm (Mechanical Surface Detection), z = 1.0, 31.0
- ε Electronics: DAE4 Sn1236; Calibrated: 2018-7-18
- ε Phantom: Triple Flat Phantom 5.1C; Type: MFP V5.1 C; Serial: 1176/2
- ε DASY52 52.10.1(1476); SEMCAD X 14.6.11(7439)

Configuration/d=10mm, Pin=250mW/Area Scan (6x9x1): Measurement grid:

dx=12mm, dy=12mm

[Info: Interpolated medium parameters used for SAR evaluation.](#)

Maximum value of SAR (measured) = 18.6 W/kg

Configuration/d=10mm, Pin=250mW/Zoom Scan (7x7x7)/Cube 0: Measurement grid:

dx=5mm, dy=5mm, dz=5mm

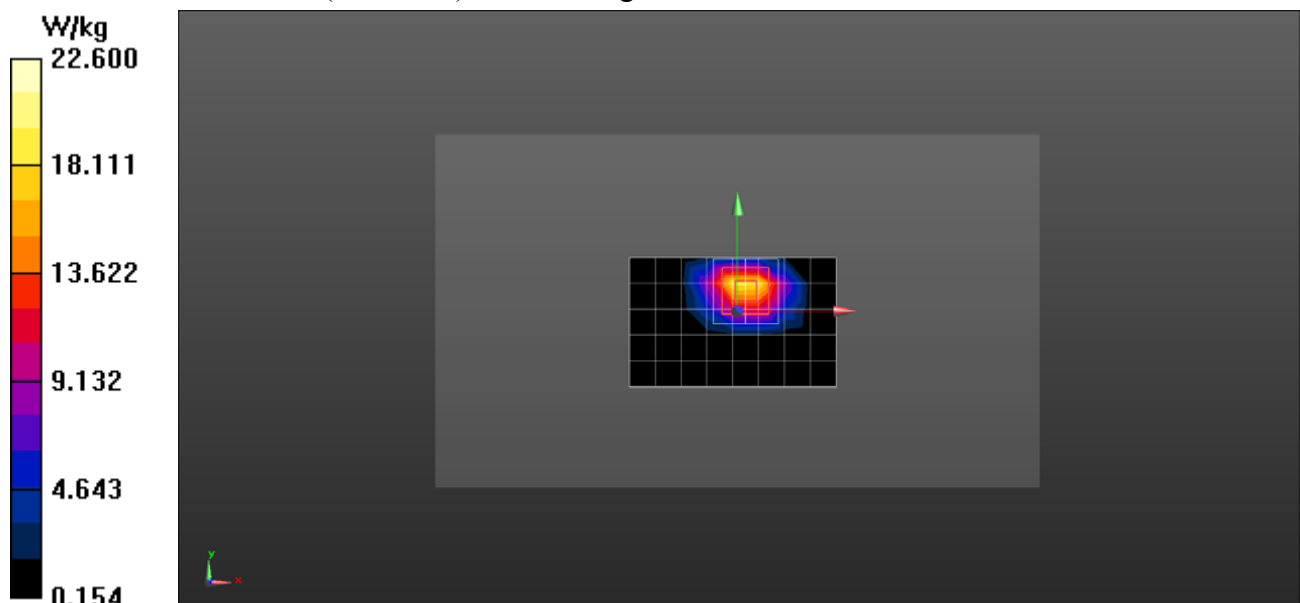
Reference Value = 71.57 V/m; Power Drift = -0.06 dB

Peak SAR (extrapolated) = 28.4 W/kg

SAR(1 g) = 13.3 W/kg; SAR(10 g) = 6.13 W/kg

[Info: Interpolated medium parameters used for SAR evaluation.](#)

Maximum value of SAR (measured) = 22.6 W/kg



Test Laboratory: HUAWEI SAR/HAC Lab

SystemPerformanceCheck-D2450-EX-Body

DUT: Dipole 2450 MHz D2450V2; Type: D2450V2; Serial: D2450V2 -SN978

Communication System: UID 0, CW (0); Frequency: 2450 MHz; Duty Cycle: 1:1

Medium parameters used (interpolated): $f = 2450$ MHz; $\sigma = 2.007$ S/m; $\epsilon_r = 51.098$; $\rho = 1000$ kg/m³

Phantom section: Center Section

DASY Configuration:

- ε Probe: EX3DV4 - SN3743; ConvF(7.34, 7.34, 7.34) @ 2450 MHz; Calibrated: 2017-11-23
- ε Sensor-Surface: 1.4mm (Mechanical Surface Detection), z = 1.0, 31.0
- ε Electronics: DAE4 Sn1236; Calibrated: 2018-7-18
- ε Phantom: Triple Flat Phantom 5.1C; Type: MFP V5.1 C; Serial: 1176/2
- ε DASY52 52.10.1(1476); SEMCAD X 14.6.11(7439)

Configuration/d=10mm, Pin=250mW/Area Scan (11x6x1): Measurement grid:
dx=12mm, dy=12mm

[Info: Interpolated medium parameters used for SAR evaluation.](#)

Maximum value of SAR (measured) = 20.1 W/kg

Configuration/d=10mm Pin=250mW/Zoom Scan (7x7x7)/Cube 0: Measurement grid:
dx=5mm, dy=5mm, dz=5mm

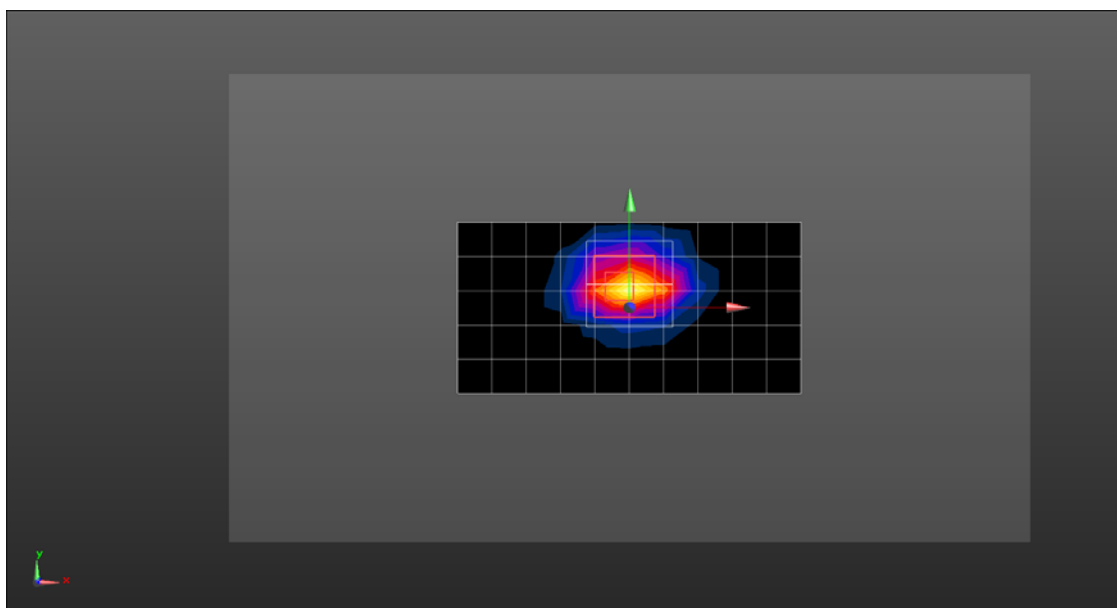
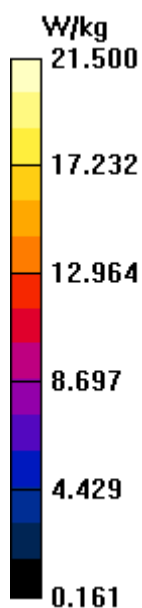
Reference Value = 82.81 V/m; Power Drift = 0.02 dB

Peak SAR (extrapolated) = 26.7 W/kg

SAR(1 g) = 12.9 W/kg; SAR(10 g) = 6.02 W/kg

[Info: Interpolated medium parameters used for SAR evaluation.](#)

Maximum value of SAR (measured) = 21.5 W/kg



Test Laboratory: HUAWEI SAR/HAC Lab

SystemPerformanceCheck-D2600-EX-Body

DUT: Dipole 2600 MHz D2600V2; Type: D2600V2; Serial: D2600V2 - SN:1032

Communication System: UID 0, CW; Frequency: 2600 MHz; Duty Cycle: 1:1

Medium parameters used: $f = 2600$ MHz; $\sigma = 2.138$ S/m; $\epsilon_r = 50.842$; $\rho = 1000$ kg/m³

Phantom section: Center Section

DASY Configuration:

- ε Probe: EX3DV4 - SN3744; ConvF(7.35, 7.35, 7.35) @ 2600 MHz; Calibrated: 2018-7-25
- ε Sensor-Surface: 1.4mm (Mechanical Surface Detection), $z = 1.0, 31.0$
- ε Electronics: DAE4 Sn1236; Calibrated: 2018-7-18
- ε Phantom: Triple Flat Phantom 5.1C; Type: MFP V5.1 C; Serial: 1176/2
- ε DASY52 52.10.1(1476); SEMCAD X 14.6.11(7439)

Configuration/d=10mm, Pin=250mW/Area Scan (6x9x1): Measurement grid: $dx=12$ mm, $dy=12$ mm

Maximum value of SAR (measured) = 23.1 W/kg

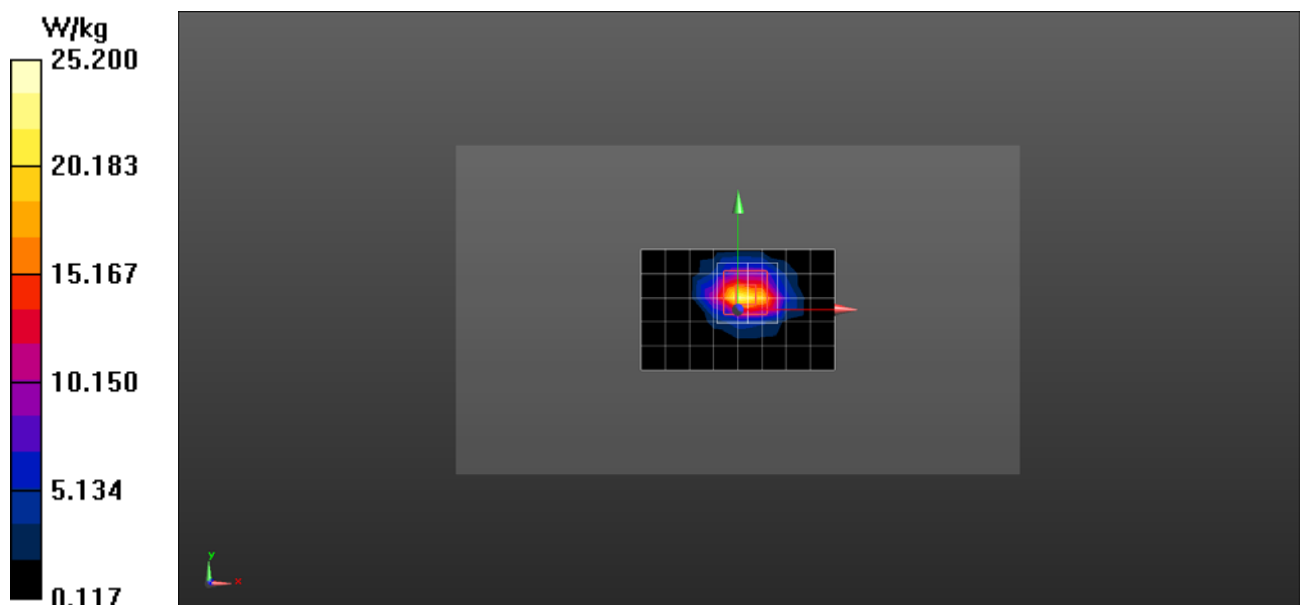
Configuration/d=10mm, Pin=250mW/Zoom Scan (7x7x7)/Cube 0: Measurement grid: $dx=5$ mm, $dy=5$ mm, $dz=5$ mm

Reference Value = 82.45 V/m; Power Drift = -0.06 dB

Peak SAR (extrapolated) = 32.0 W/kg

SAR(1 g) = 14.4 W/kg; SAR(10 g) = 6.4 W/kg

Maximum value of SAR (measured) = 25.2 W/kg



Test Laboratory: HUAWEI SAR/HAC Lab

SystemPerformanceCheck-D2600-EX-Body

DUT: Dipole 2600 MHz D2600V2; Type: D2600V2; Serial: D2600V2 - SN:1032

Communication System: UID 0, CW; Frequency: 2600 MHz; Duty Cycle: 1:1

Medium parameters used: $f = 2600$ MHz; $\sigma = 2.153$ S/m; $\epsilon_r = 51.401$; $\rho = 1000$ kg/m³

Phantom section: Center Section

DASY Configuration:

- ε Probe: EX3DV4 - SN7381; ConvF(7.53, 7.53, 7.53) @ 2600 MHz; Calibrated: 2018-9-28
- ε Sensor-Surface: 1.4mm (Mechanical Surface Detection), $z = 1.0, 31.0$
- ε Electronics: DAE4 Sn1236; Calibrated: 2018-7-18
- ε Phantom: Triple Flat Phantom 5.1C; Type: MFP V5.1 C; Serial: 1176/2
- ε DASY52 52.10.1(1476); SEMCAD X 14.6.11(7439)

Configuration/d=10mm, Pin=250mW/Area Scan (6x9x1): Measurement grid: $dx=12$ mm, $dy=12$ mm

Maximum value of SAR (measured) = 21.0 W/kg

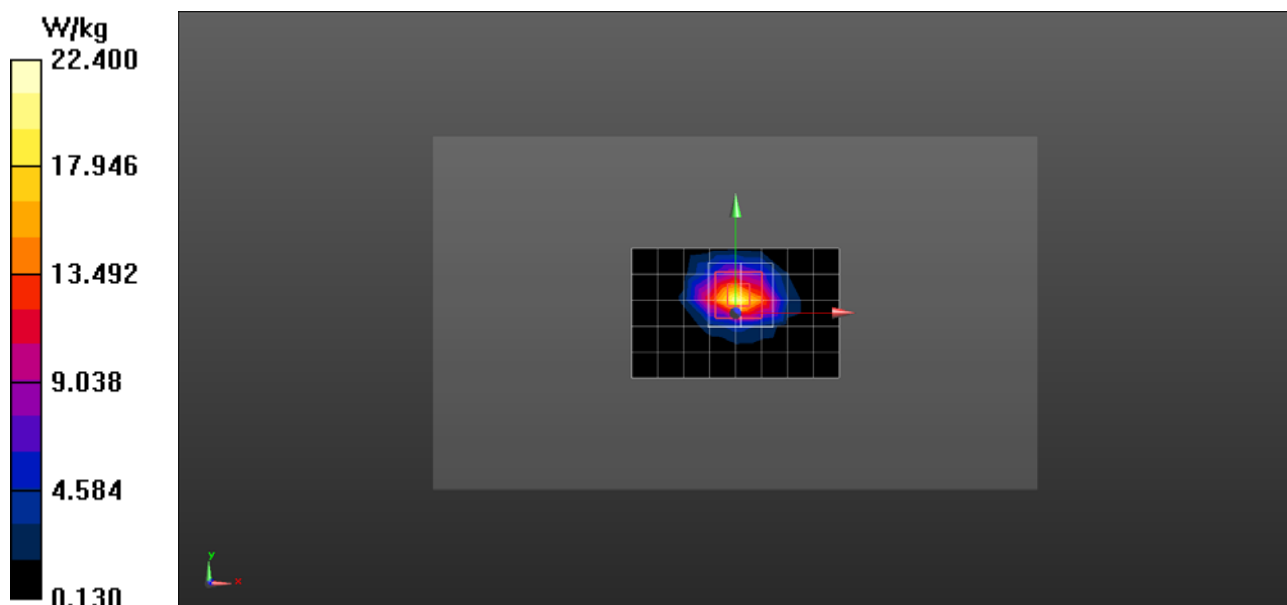
Configuration/d=10mm, Pin=250mW/Zoom Scan (7x7x7)/Cube 0: Measurement grid: $dx=5$ mm, $dy=5$ mm, $dz=5$ mm

Reference Value = 81.69 V/m; Power Drift = -0.01 dB

Peak SAR (extrapolated) = 27.7 W/kg

SAR(1 g) = 13.4 W/kg; SAR(10 g) = 6.06 W/kg

Maximum value of SAR (measured) = 22.4 W/kg



Test Laboratory: HUAWEI SAR/HAC Lab

SystemPerformanceCheck-D5250-EX-Body

DUT: Dipole 5GHz D5GHzV2; Type: D5GHzV2; Serial: D5GHzV2 - SN:1155

Communication System: UID 0, CW (0); Frequency: 5250 MHz; Duty Cycle: 1:1

Medium parameters used (interpolated): $f = 5250$ MHz; $\sigma = 5.3$ S/m; $\epsilon_r = 48.054$; $\rho = 1000$ kg/m³

Phantom section: Center Section

DASY Configuration:

- ε Probe: EX3DV4 - SN7381; ConvF(4.75, 4.75, 4.75) @ 5250 MHz; Calibrated: 2018-9-28
- ε Sensor-Surface: 1.4mm (Mechanical Surface Detection), $z = 1.0, 25.0$
- ε Electronics: DAE4 Sn1236; Calibrated: 2018-7-18
- ε Phantom: Triple Flat Phantom 5.1C; Type: MFP V5.1 C; Serial: 1176/2
- ε DASY52 52.10.1(1476); SEMCAD X 14.6.11(7439)

Configuration/d=10mm Pin=100mW/Area Scan (10x10x1): Measurement grid: $dx=10$ mm, $dy=10$ mm

[Info: Interpolated medium parameters used for SAR evaluation.](#)

Maximum value of SAR (measured) = 13.4 W/kg

Configuration/d=10mm Pin=100mW/Zoom Scan (8x8x7)/Cube 0: Measurement grid: $dx=4$ mm, $dy=4$ mm, $dz=1.4$ mm

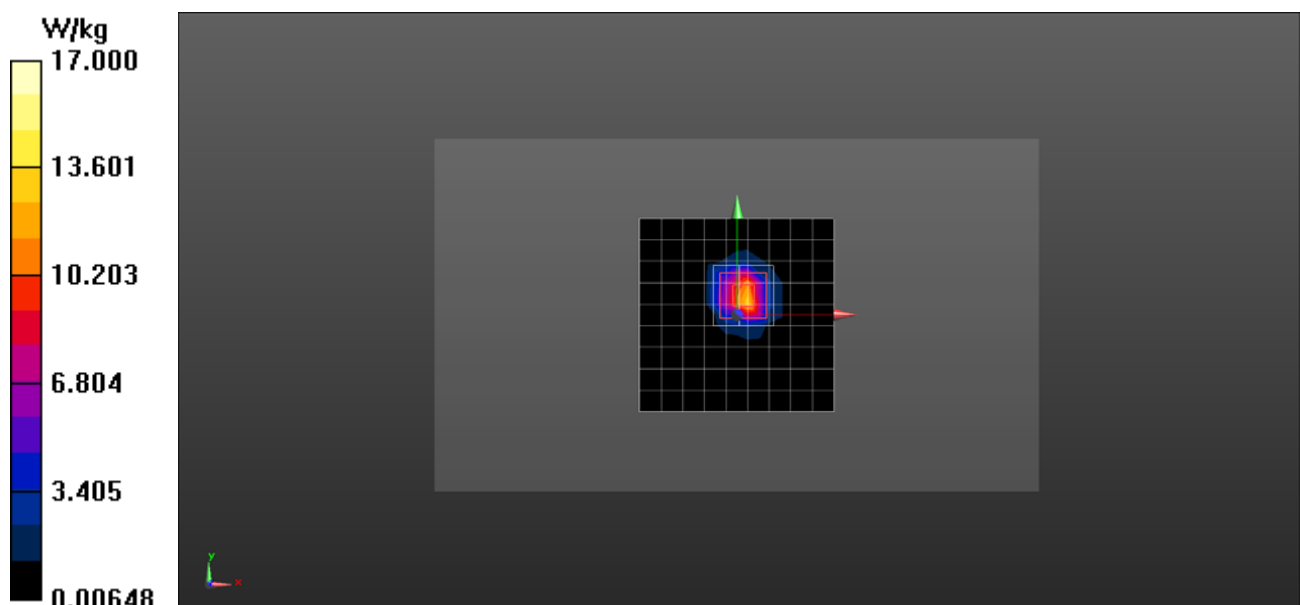
Reference Value = 46.16 V/m; Power Drift = -0.18 dB

Peak SAR (extrapolated) = 27.9 W/kg

SAR(1 g) = 7.43 W/kg; SAR(10 g) = 2.16 W/kg

[Info: Interpolated medium parameters used for SAR evaluation.](#)

Maximum value of SAR (measured) = 17.0 W/kg



Test Laboratory: HUAWEI SAR/HAC Lab

SystemPerformanceCheck-D5600-EX-Body

DUT: Dipole 5GHz D5GHzV2; Type: D5GHzV2; Serial: D5GHzV2 -SN:1155

Communication System: UID 0, CW (0); Frequency: 5600 MHz; Duty Cycle: 1:1
Medium parameters used: $f = 5600$ MHz; $\sigma = 5.759$ S/m; $\epsilon_r = 46.523$; $\rho = 1000$ kg/m³
Phantom section: Center Section

DASY Configuration:

- ε Probe: EX3DV4 - SN7381; ConvF(4.26, 4.26, 4.26) @ 5600 MHz; Calibrated: 2018-9-28
- ε Sensor-Surface: 1.4mm (Mechanical Surface Detection), $z = 1.0, 25.0$
- ε Electronics: DAE4 Sn1236; Calibrated: 2018-7-18
- ε Phantom: Triple Flat Phantom 5.1C; Type: MFP V5.1 C; Serial: 1176/2
- ε DASY52 52.10.1(1476); SEMCAD X 14.6.11(7439)

Configuration/d=10mm Pin=100mW/Area Scan (9x10x1): Measurement grid: $dx=10$ mm, $dy=10$ mm

Maximum value of SAR (measured) = 14.2 W/kg

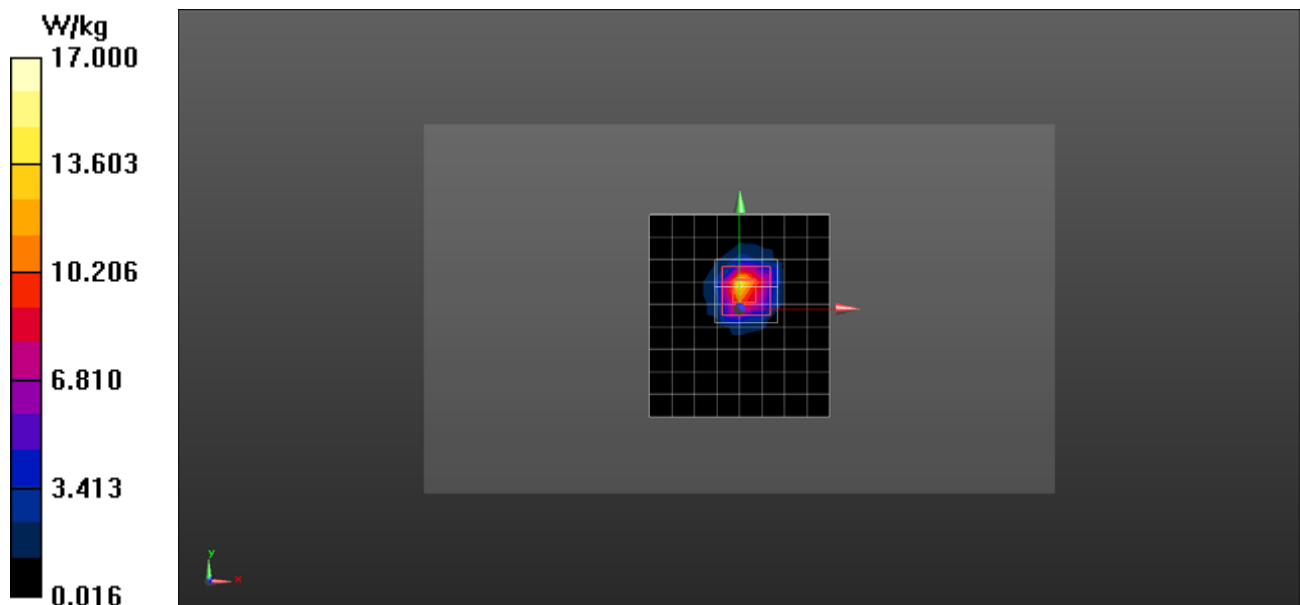
Configuration/d=10mm Pin=100mW/Zoom Scan (8x8x7)/Cube 0: Measurement grid: $dx=4$ mm, $dy=4$ mm, $dz=1.4$ mm

Reference Value = 40.98 V/m; Power Drift = -0.19 dB

Peak SAR (extrapolated) = 29.3 W/kg

SAR(1 g) = 7.25 W/kg; SAR(10 g) = 2.09 W/kg

Maximum value of SAR (measured) = 17.0 W/kg



Test Laboratory: HUAWEI SAR/HAC Lab

SystemPerformanceCheck-D5600-EX-Body

DUT: Dipole 5GHz D5GHzV2; Type: D5GHzV2; Serial: D5GHzV2 -SN:1155

Communication System: UID 0, CW (0); Frequency: 5600 MHz; Duty Cycle: 1:1
Medium parameters used: $f = 5600$ MHz; $\sigma = 5.774$ S/m; $\epsilon_r = 47.437$; $\rho = 1000$ kg/m³
Phantom section: Center Section

DASY Configuration:

- ε Probe: EX3DV4 - SN7381; ConvF(4.26, 4.26, 4.26) @ 5600 MHz; Calibrated: 2018-9-28
- ε Sensor-Surface: 1.4mm (Mechanical Surface Detection), $z = 1.0, 25.0$
- ε Electronics: DAE4 Sn1236; Calibrated: 2018-7-18
- ε Phantom: Triple Flat Phantom 5.1C; Type: MFP V5.1 C; Serial: 1176/2
- ε DASY52 52.10.1(1476); SEMCAD X 14.6.11(7439)

Configuration/d=10mm Pin=100mW/Area Scan (9x10x1): Measurement grid: $dx=10$ mm, $dy=10$ mm

Maximum value of SAR (measured) = 18.2 W/kg

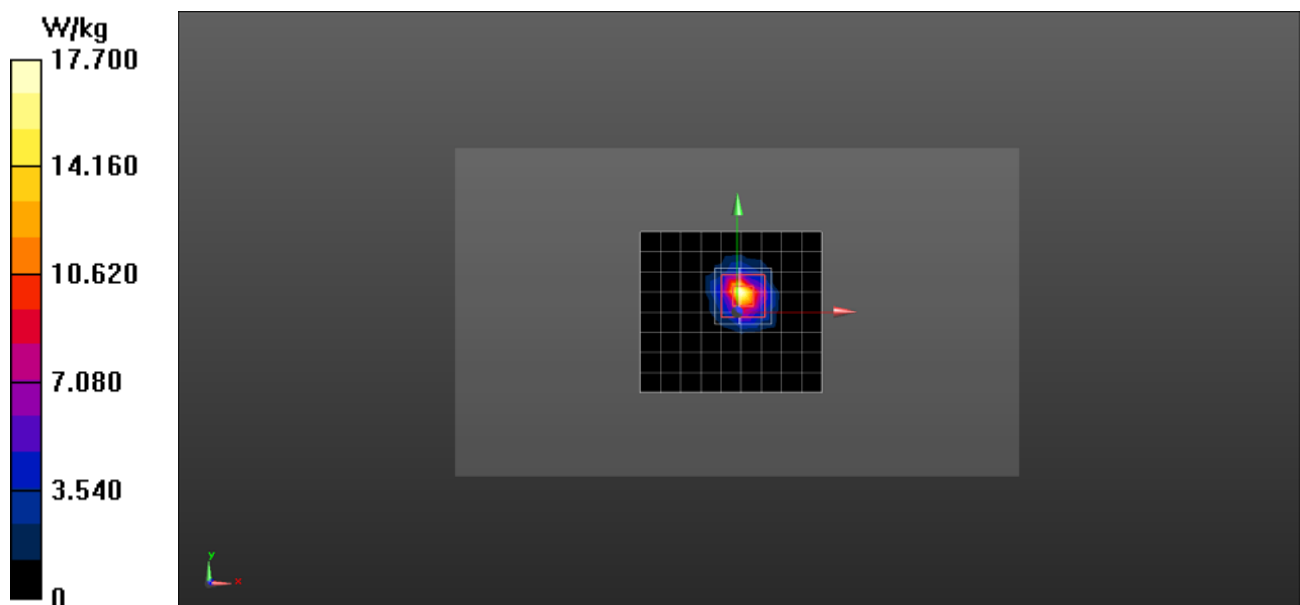
Configuration/d=10mm Pin=100mW/Zoom Scan (8x8x7)/Cube 0: Measurement grid: $dx=4$ mm, $dy=4$ mm, $dz=1.4$ mm

Reference Value = 48.15 V/m; Power Drift = -0.17 dB

Peak SAR (extrapolated) = 30.7 W/kg

SAR(1 g) = 7.48 W/kg; SAR(10 g) = 2.14 W/kg

Maximum value of SAR (measured) = 17.7 W/kg





System Validation

Per FCC KDB 865664D02, SAR system verification is required to confirm measurement accuracy. The SAR systems (including SAR probes, system components and software versions) used for this device were validated against its performance specifications prior to the SAR measurements. Reference dipoles are used with the required tissue-equivalent media for system validation, according to the procedures outlined in FCC KDB 865664 D01 and IEEE 1528-2013. Since SAR probe calibrations are frequency dependent, each probe calibration point must be validated at a frequency within the valid frequency range of the probe calibration point, using the system that normally operates with the probe for routine SAR measurements and according to the required tissue-equivalent media. A tabulated summary of the system validation status, measurement frequencies, SAR probes, calibrated signal type(s) and tissue dielectric parameters has been included.



Table of SAR System validation summary:

FREQ. [Mhz]	DATE	PROBE SN	PROBE TYPE	PROBE CAL POINT		PERM	COND	CW VALIDATION			MOD.VALIDATION		
						(ϵ_r)	(σ)	SENSI-TIVITY	PROBE LINARITY	PROBE ISOTROPY	MOD. TYPE	DUTY. FACTORE	PAR
835	2018-8-22	3744	EX3DV4	835	Head	42.18	0.864	PASS	PASS	PASS	GMSK	PASS	N/A
1750	2018-8-23	3744	EX3DV4	1750	Head	38.48	1.347	PASS	PASS	PASS	NA	NA	N/A
1900	2018-8-22	3744	EX3DV4	1900	Head	39.15	1.370	PASS	PASS	PASS	GMSK	PASS	N/A
2450	2018-8-27	3744	EX3DV4	2450	Head	38.14	1.759	PASS	PASS	PASS	OFDM	PASS	PASS
2600	2018-8-24	3744	EX3DV4	2600	Head	40.31	1.903	PASS	PASS	PASS	TDD	PASS	N/A
5250	2018-8-27	3744	EX3DV4	5250	Head	35.43	4.889	PASS	PASS	PASS	OFDM	N/A	PASS
835	2018-8-22	3744	EX3DV4	835	Body	53.71	0.994	PASS	PASS	PASS	GMSK	PASS	N/A
1750	2018-8-22	3744	EX3DV4	1750	Body	54.25	1.493	PASS	PASS	PASS	N/A	N/A	N/A
1900	2018-8-26	3744	EX3DV4	1900	Body	51.14	1.573	PASS	PASS	PASS	GMSK	PASS	N/A
2450	2018-8-27	3744	EX3DV4	2450	Body	50.95	1.941	PASS	PASS	PASS	OFDM	PASS	PASS
2600	2018-8-24	3744	EX3DV4	2600	Body	50.15	2.160	PASS	PASS	PASS	TDD	PASS	N/A
5750	2018-8-27	3744	EX3DV4	5750	Body	46.75	5.818	PASS	PASS	PASS	OFDM	N/A	PASS



Table of SAR System validation summary:

FREQ. [Mhz]	DATE	PROBE SN	PROBE TYPE	PROBE CAL POINT		PERM	COND	CW VALIDATION			MOD.VALIDATION		
						(ϵ_r)	(σ)	SENSI-TIVITY	PROBE LINARITY	PROBE ISOTROPY	MOD. TYPE	DUTY. FACTORE	PAR
835	2018-11-07	7381	EX3DV4	835	Head	40.46	0.940	PASS	PASS	PASS	GMSK	PASS	N/A
1750	2018-11-07	7381	EX3DV4	1750	Head	38.48	1.384	PASS	PASS	PASS	NA	NA	N/A
1900	2018-11-07	7381	EX3DV4	1900	Head	39.14	1.463	PASS	PASS	PASS	GMSK	PASS	N/A
2450	2018-11-05	7381	EX3DV4	2450	Head	38.48	1.859	PASS	PASS	PASS	OFDM	PASS	PASS
2600	2018-11-07	7381	EX3DV4	2600	Head	37.41	1.917	PASS	PASS	PASS	TDD	PASS	N/A
5250	2018-11-07	7381	EX3DV4	5250	Head	36.11	4.488	PASS	PASS	PASS	OFDM	N/A	PASS
835	2018-10-26	7381	EX3DV4	835	Body	53.47	1.012	PASS	PASS	PASS	GMSK	PASS	N/A
1750	2018-10-26	7381	EX3DV4	1750	Body	51.96	1.486	PASS	PASS	PASS	N/A	N/A	N/A
1900	2018-10-26	7381	EX3DV4	1900	Body	51.64	1.593	PASS	PASS	PASS	GMSK	PASS	N/A
2450	2018-10-26	7381	EX3DV4	2450	Body	50.93	2.035	PASS	PASS	PASS	OFDM	PASS	PASS
2600	2018-10-26	7381	EX3DV4	2600	Body	50.82	2.172	PASS	PASS	PASS	TDD	PASS	N/A
5750	2018-10-26	7381	EX3DV4	5750	Body	46.37	6.113	PASS	PASS	PASS	OFDM	N/A	PASS



FREQ. [Mhz]	DATE	PROBE SN	PROBE TYPE	PROBE CAL POINT		PERM	COND	CW VALIDATION			MOD.VALIDATION		
						(ϵ_r)	(σ)	SENSI-TIVITY	PROBE LINARITY	PROBE ISOTROPY	MOD. TYPE	DUTY. FACTORE	PAR
835	2018-07-03	3743	EX3DV4	835	Head	40.69	0.921	PASS	PASS	PASS	GMSK	PASS	N/A
1750	2018-07-02	3743	EX3DV4	1750	Head	39.83	1.406	PASS	PASS	PASS	NA	NA	N/A
1900	2018-07-03	3743	EX3DV4	1900	Head	39.06	1.430	PASS	PASS	PASS	GMSK	PASS	N/A
2450	2018-07-03	3743	EX3DV4	2450	Head	38.28	1.786	PASS	PASS	PASS	OFDM	PASS	PASS
2600	2018-07-03	3743	EX3DV4	2600	Head	38.07	1.886	PASS	PASS	PASS	TDD	PASS	N/A
5250	2018-04-09	3743	EX3DV4	5250	Head	35.78	4.659	PASS	PASS	PASS	OFDM	N/A	PASS
5600	2018-04-09	3743	EX3DV4	5600	Head	35.13	5.042	PASS	PASS	PASS	OFDM	N/A	PASS
5750	2018-05-06	3743	EX3DV4	5750	Head	34.14	5.317	PASS	PASS	PASS	OFDM	N/A	PASS
1750	2018-05-05	3743	EX3DV4	1750	Body	54.23	1.486	PASS	PASS	PASS	N/A	N/A	N/A
2450	2018-01-04	3743	EX3DV4	2450	Body	51.05	2.028	PASS	PASS	PASS	OFDM	PASS	PASS
2600	2018-05-16	3743	EX3DV4	2600	Body	52.83	2.159	PASS	PASS	PASS	TDD	PASS	N/A
5250	2018-01-05	3743	EX3DV4	5250	Body	49.43	5.411	PASS	PASS	PASS	OFDM	N/A	PASS
5600	2018-01-04	3743	EX3DV4	5600	Body	48.75	5.920	PASS	PASS	PASS	OFDM	N/A	PASS
5750	2018-01-04	3743	EX3DV4	5750	Body	48.46	6.147	PASS	PASS	PASS	OFDM	N/A	PASS

NOTE: While the probes have been calibrated for both CW and modulated signals, all measurements were performed using communication systems calibrated for CW signals only. Modulations in the table above represent test configurations for which the measurement system has been validated per FCC KDB Publication 865664D01 for scenarios when CW probe calibrations are used with other signal types. SAR systems were validated for modulated signals with a periodic duty cycle, such as GMSK, or with a high peak to average ratio (>5dB), such as OFDM according to KDB 865664.