



11N20SISO_Ant1_2457_0.009~30



11N20SISO_Ant1_2457_30~1000



11N20SISO_Ant1_2457_1000~26500



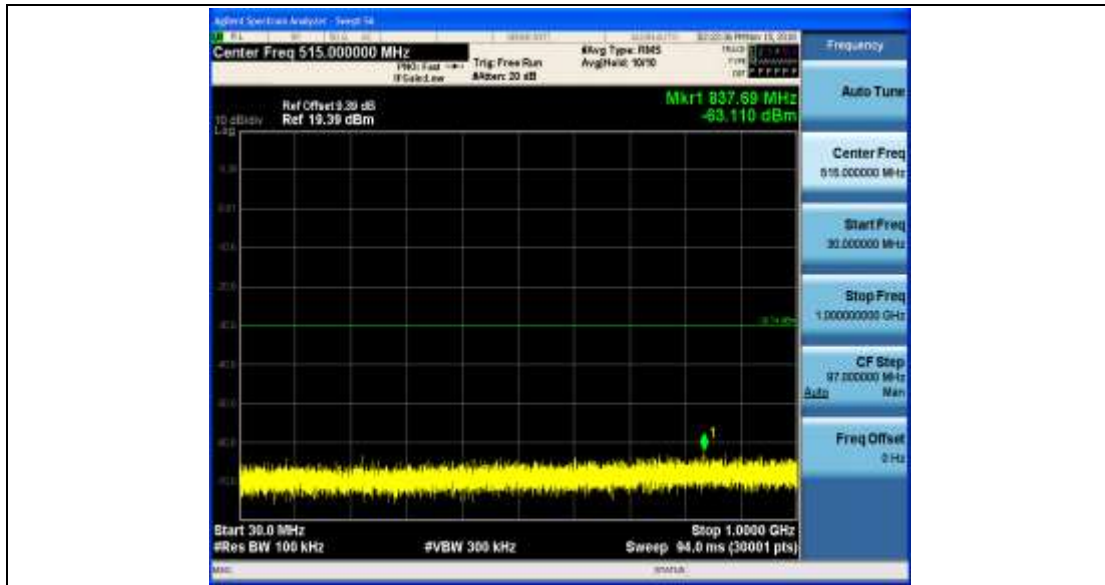
11N20SISO_Ant2_2457_0~Reference



11N20SISO_Ant2_2457_0.009~30



11N20SISO_Ant2_2457_30~1000



11N20SISO_Ant2_2457_1000~26500



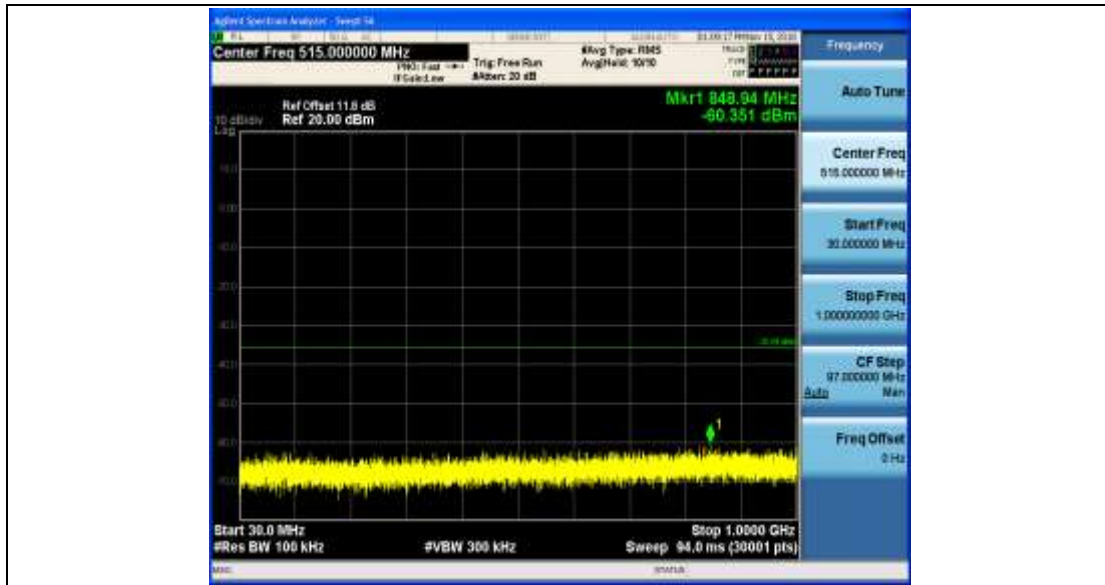
11N20SISO_Ant1_2462_0~Reference



11N20SISO_Ant1_2462_0.009~30



11N20SISO_Ant1_2462_30~1000

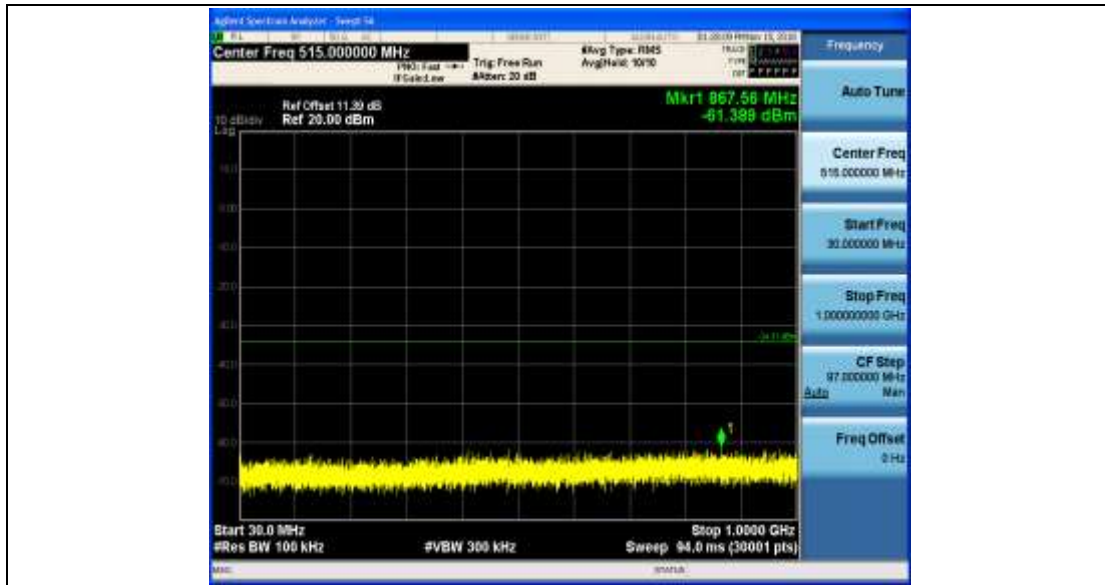


11N20SISO_Ant1_2462_1000~26500



11N20SISO_Ant2_2462_0~Reference





11N20SISO_Ant2_2462_1000~26500



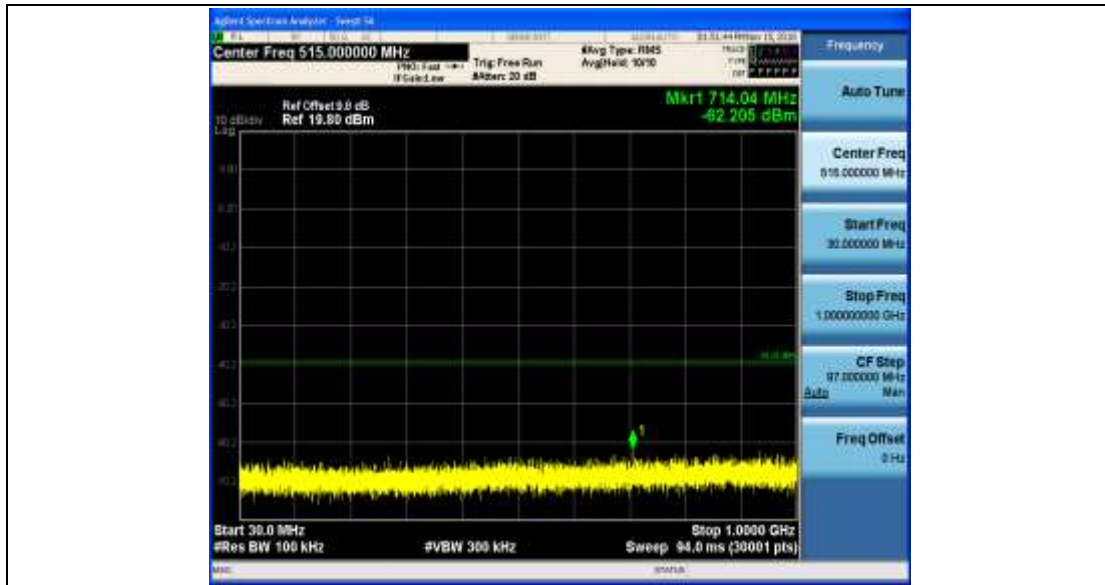
11N40SISO_Ant1_2422_0~Reference



11N40SISO_Ant1_2422_0.009~30



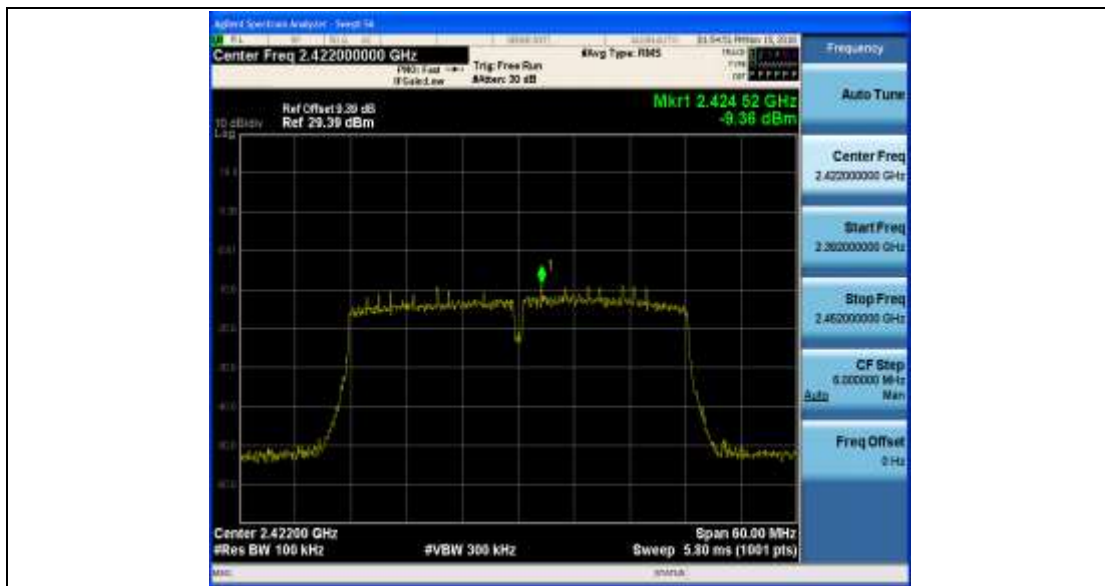
11N40SISO_Ant1_2422_30~1000



11N40SISO_Ant1_2422_1000~26500



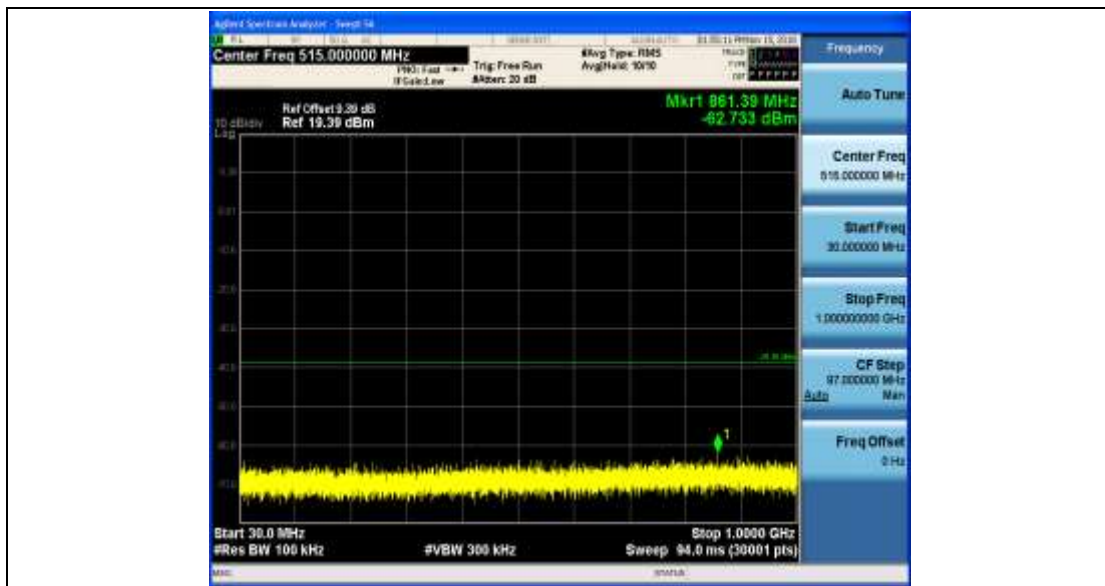
11N40SISO_Ant2_2422_0~Reference



11N40SISO_Ant2_2422_0.009~30



11N40SISO_Ant2_2422_30~1000



11N40SISO_Ant2_2422_1000~26500



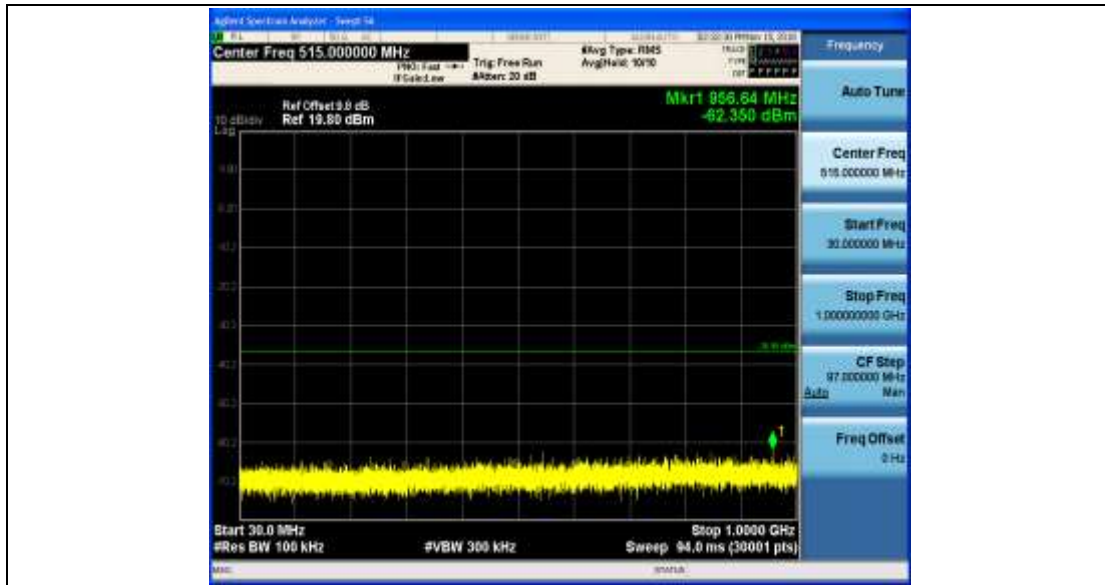
11N40SISO_Ant1_2427_0~Reference



11N40SISO_Ant1_2427_0.009~30



11N40SISO_Ant1_2427_30~1000



11N40SISO_Ant1_2427_1000~26500



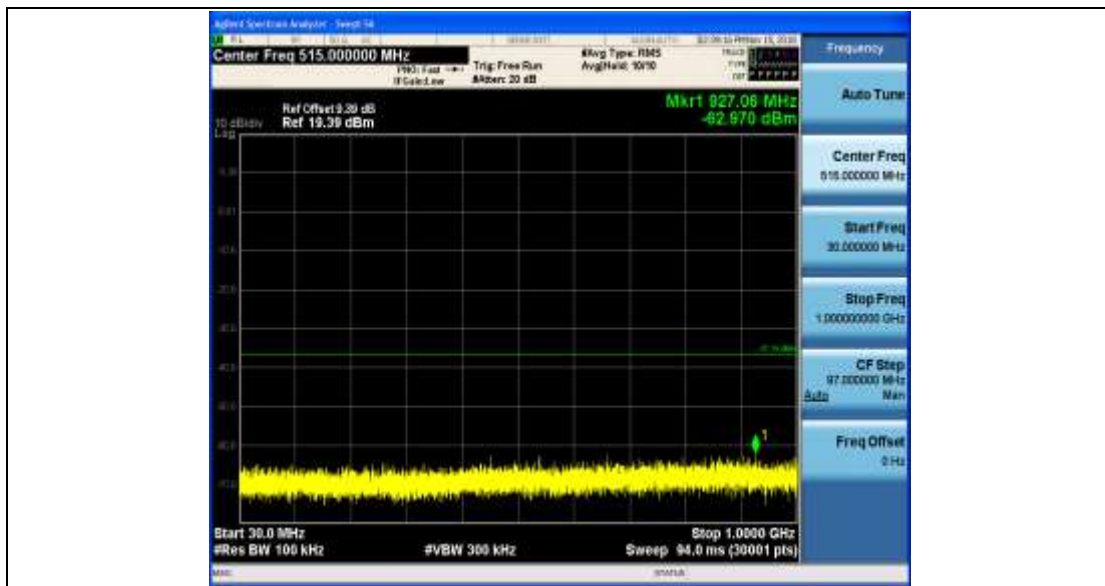
11N40SISO_Ant2_2427_0~Reference



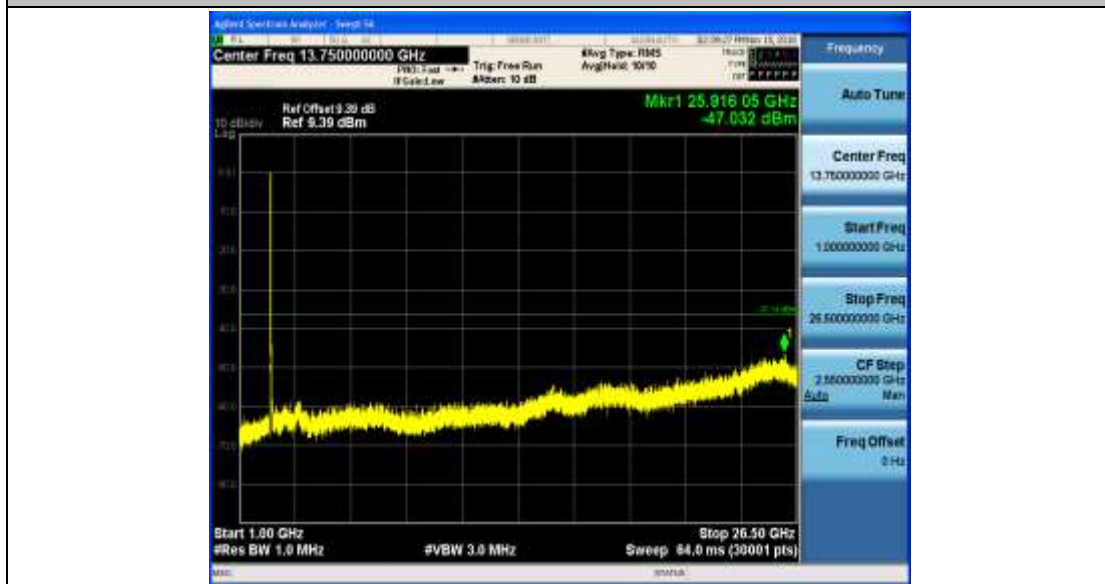
11N40SISO_Ant2_2427_0.009~30



11N40SISO_Ant2_2427_30~1000



11N40SISO_Ant2_2427_1000~26500



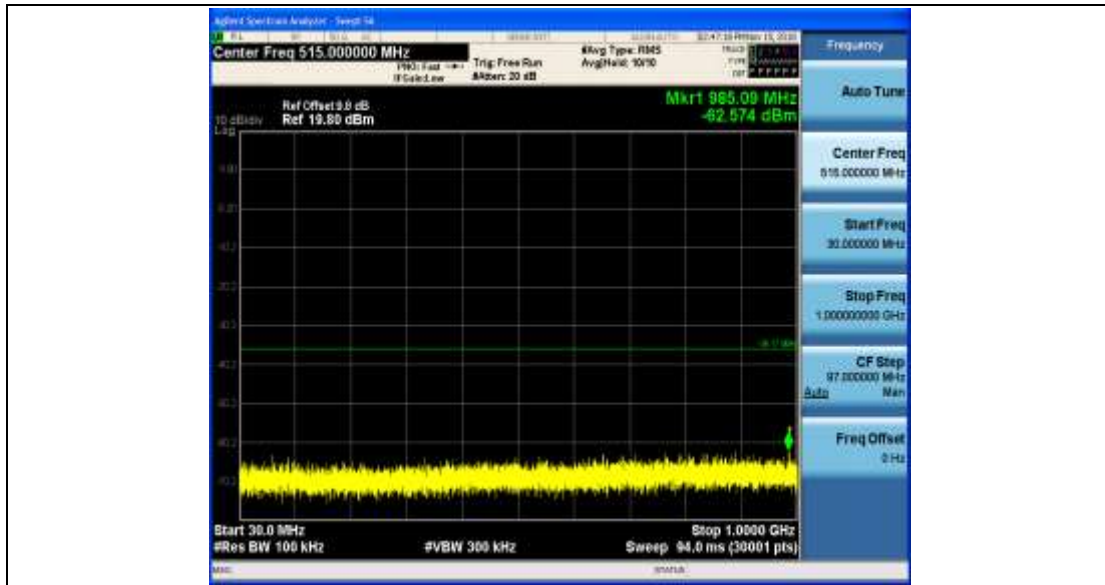
11N40SISO_Ant1_2432_0~Reference



11N40SISO_Ant1_2432_0.009~30



11N40SISO_Ant1_2432_30~1000



11N40SISO_Ant1_2432_1000~26500



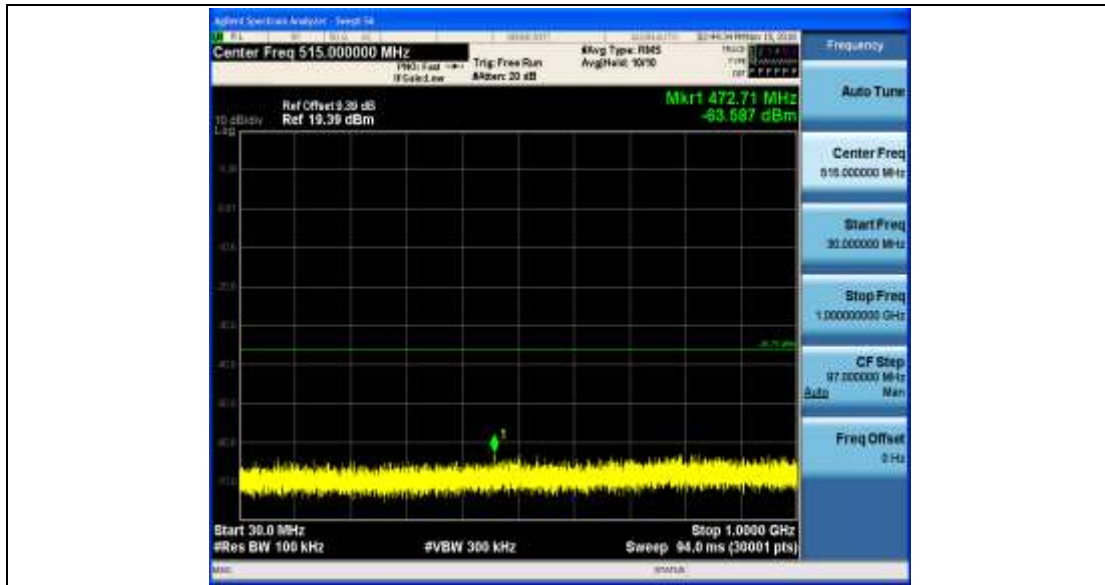
11N40SISO_Ant2_2432_0~Reference



11N40SISO_Ant2_2432_0.009~30



11N40SISO_Ant2_2432_30~1000



11N40SISO_Ant2_2432_1000~26500



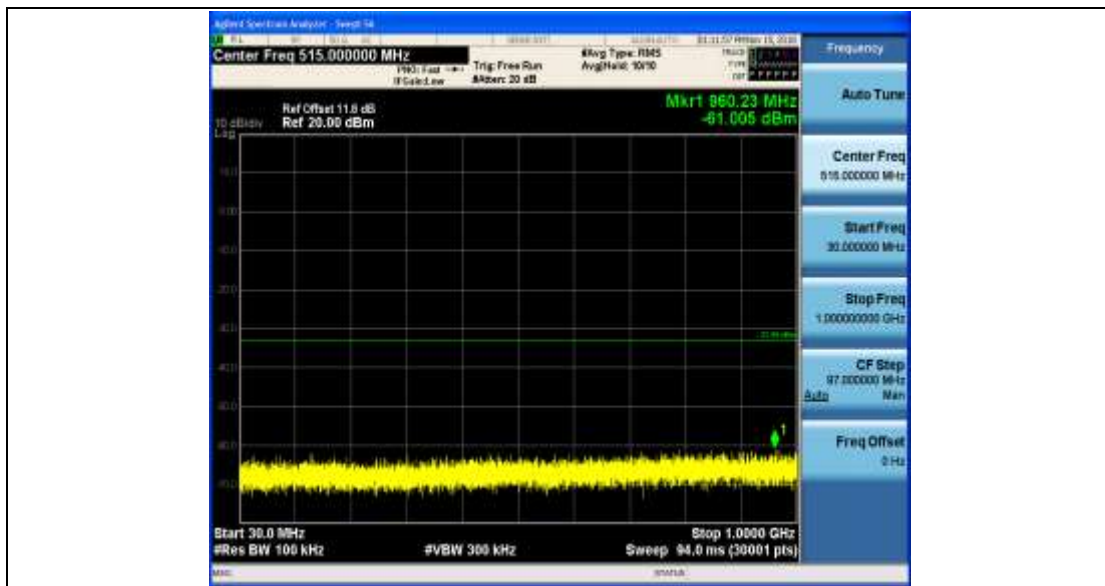
11N40SISO_Ant1_2437_0~Reference



11N40SISO_Ant1_2437_0.009~30



11N40SISO_Ant1_2437_30~1000



11N40SISO_Ant1_2437_1000~26500



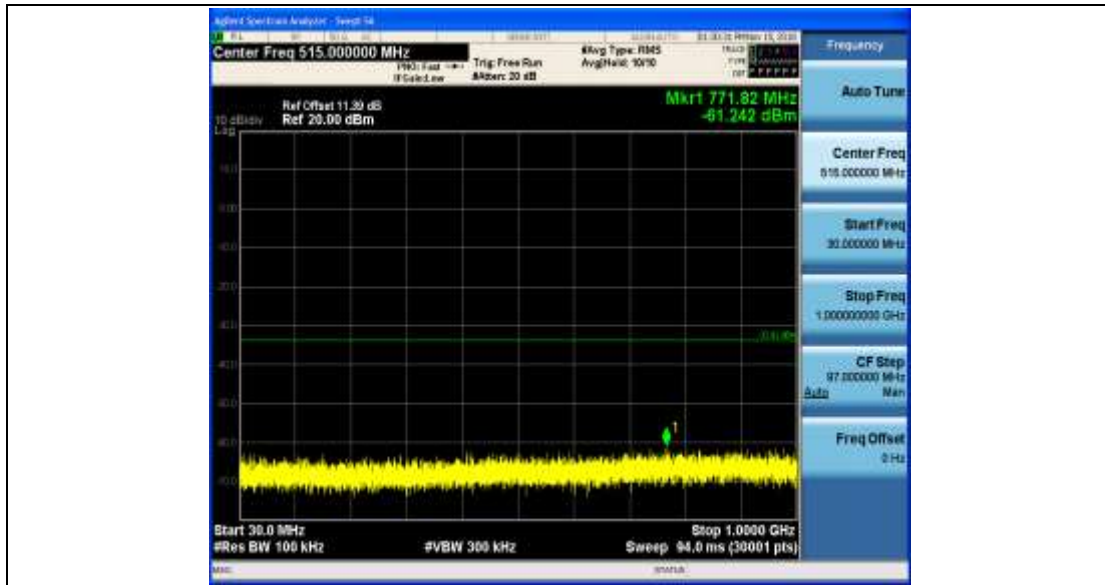
11N40SISO_Ant2_2437_0~Reference



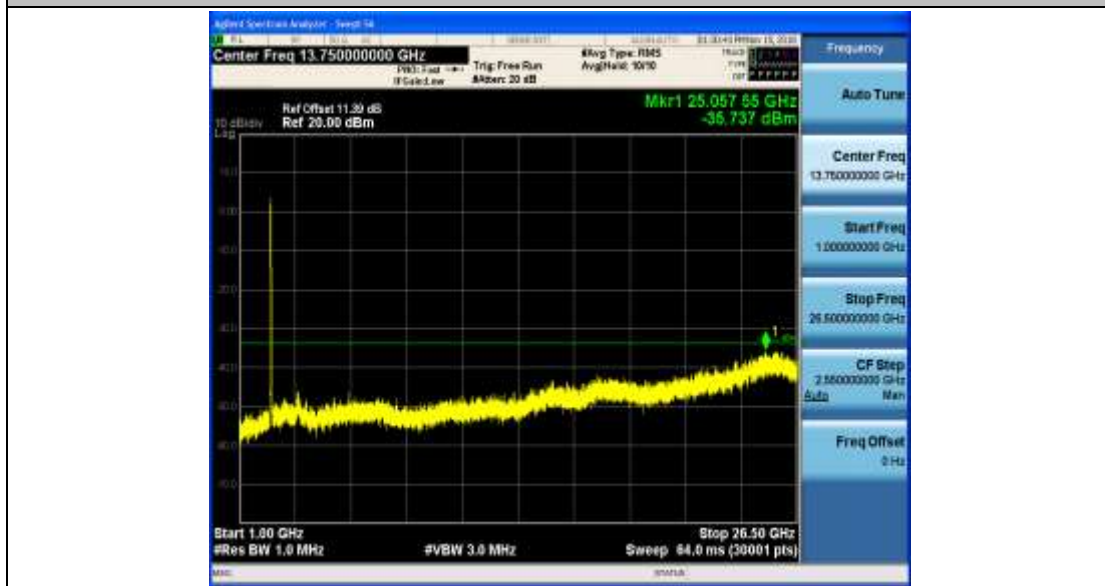
11N40SISO_Ant2_2437_0.009~30



11N40SISO_Ant2_2437_30~1000



11N40SISO_Ant2_2437_1000~26500



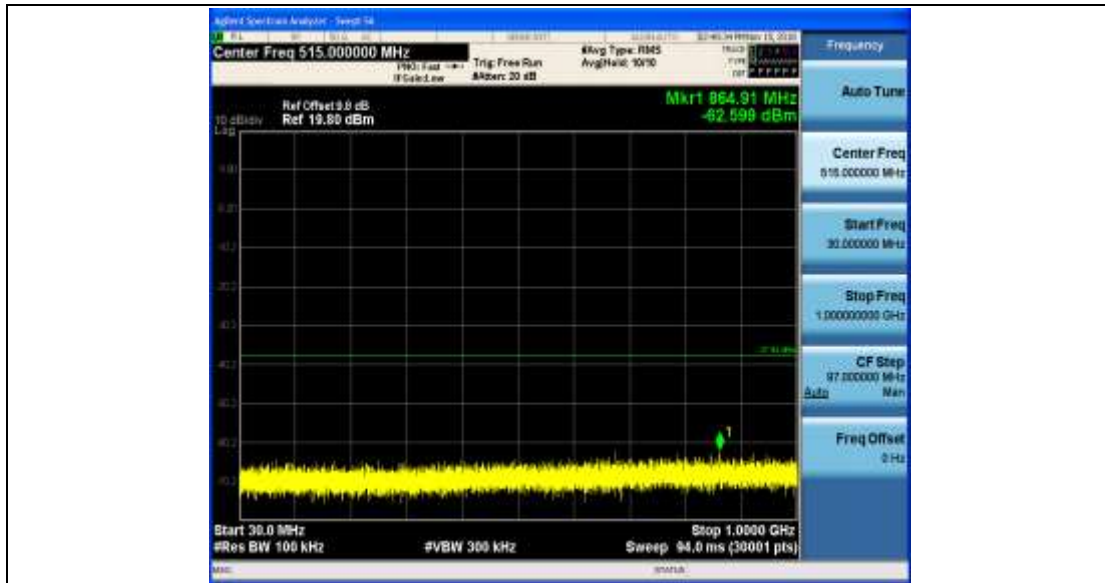
11N40SISO_Ant1_2442_0~Reference



11N40SISO_Ant1_2442_0.009~30



11N40SISO_Ant1_2442_30~1000



11N40SISO_Ant1_2442_1000~26500



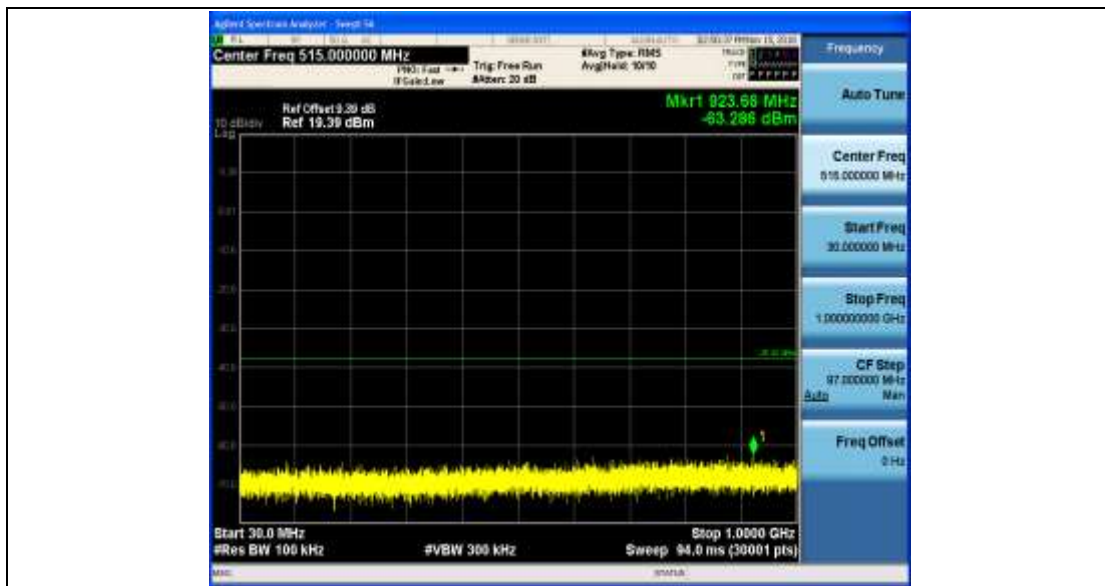
11N40SISO_Ant2_2442_0~Reference



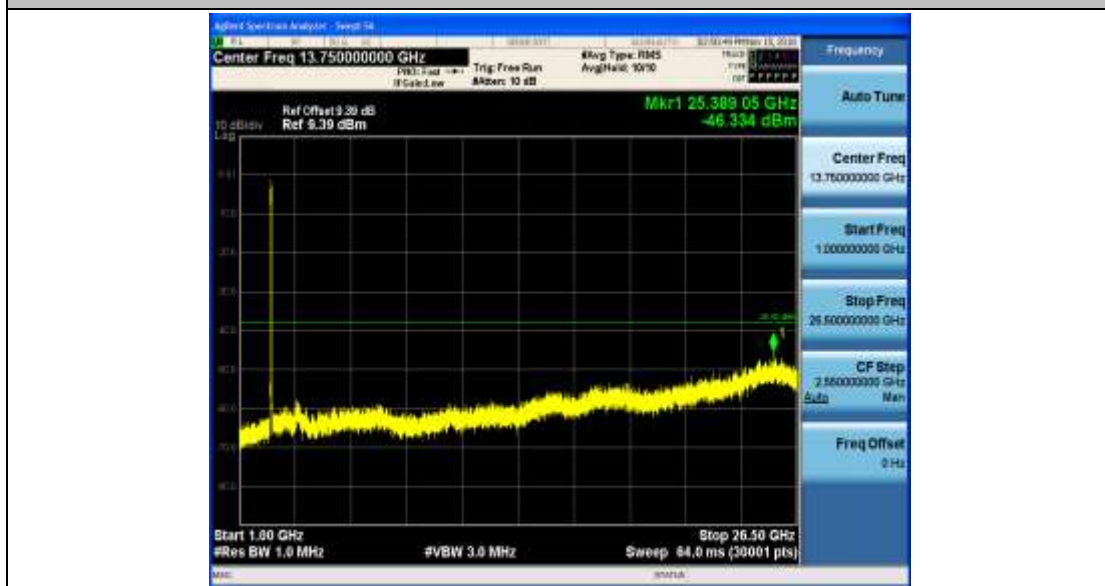
11N40SISO_Ant2_2442_0.009~30



11N40SISO_Ant2_2442_30~1000



11N40SISO_Ant2_2442_1000~26500



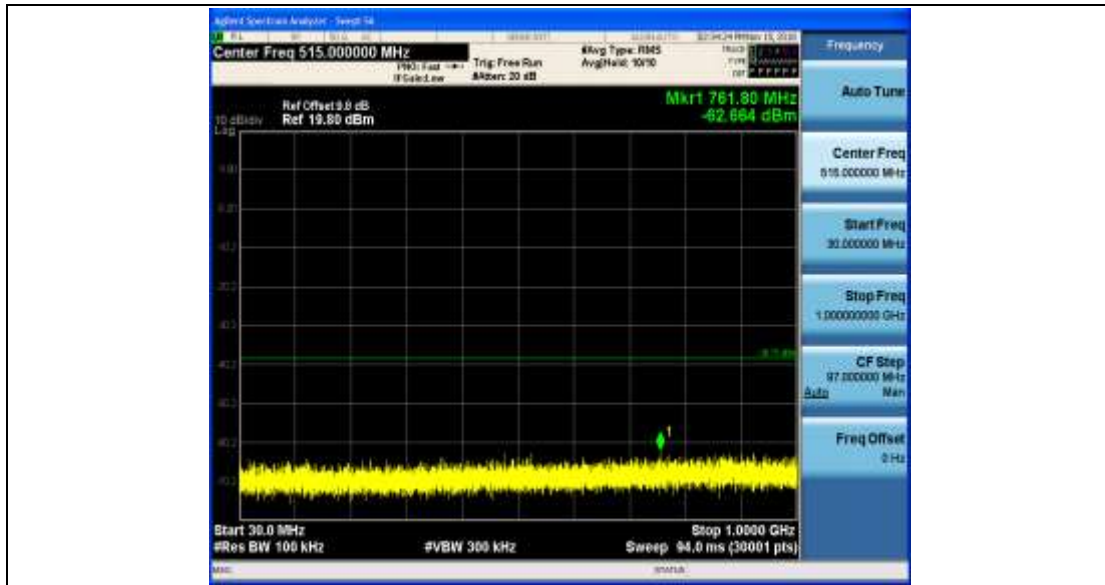
11N40SISO_Ant1_2447_0~Reference



11N40SISO_Ant1_2447_0.009~30



11N40SISO_Ant1_2447_30~1000



11N40SISO_Ant1_2447_1000~26500



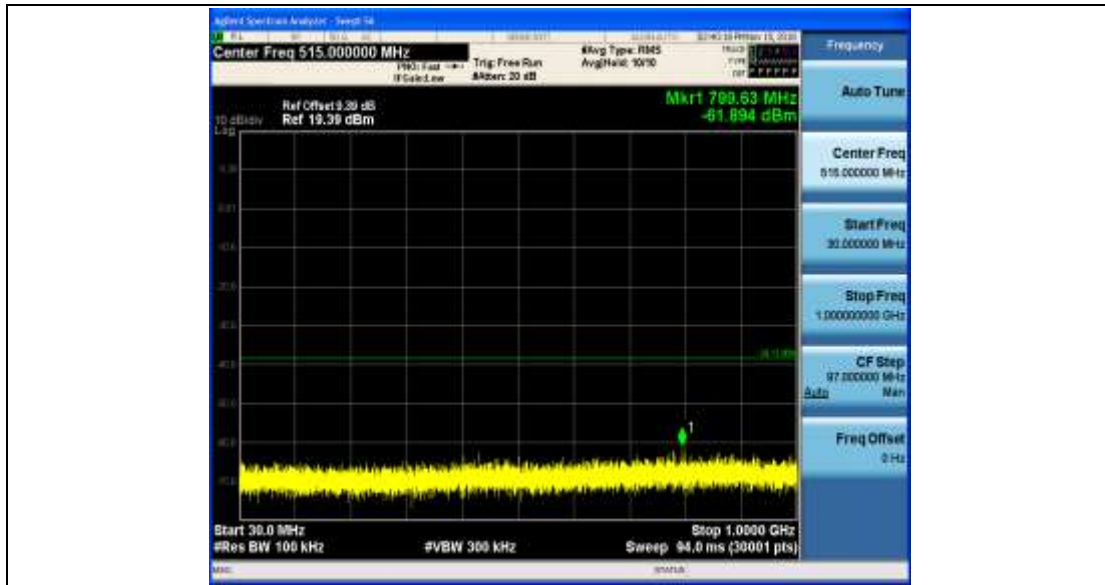
11N40SISO_Ant2_2447_0~Reference



11N40SISO_Ant2_2447_0.009~30



11N40SISO_Ant2_2447_30~1000



11N40SISO_Ant2_2447_1000~26500



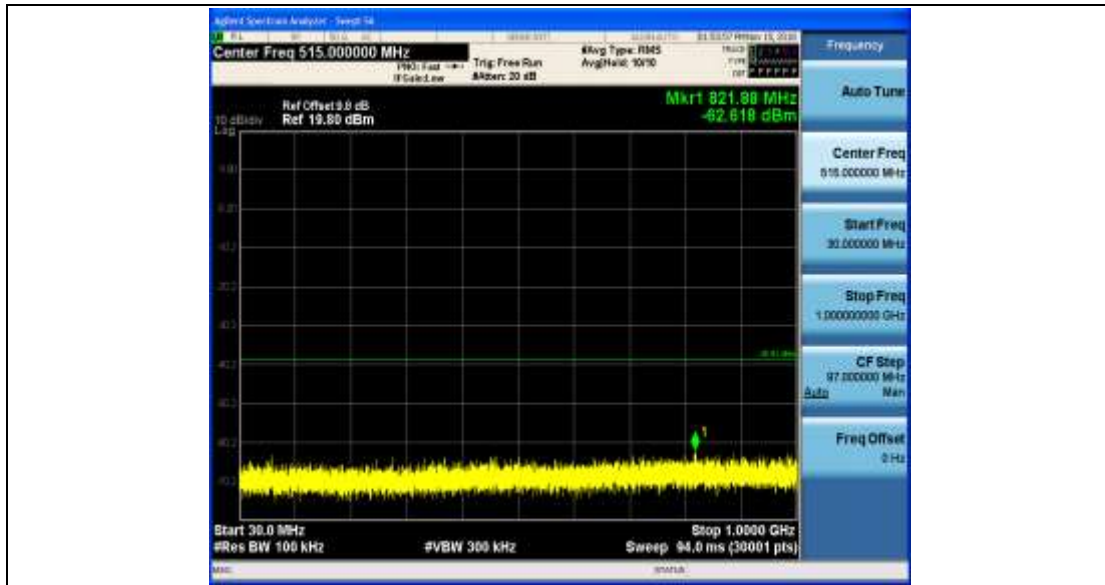
11N40SISO_Ant1_2452_0~Reference



11N40SISO_Ant1_2452_0.009~30



11N40SISO_Ant1_2452_30~1000



11N40SISO_Ant1_2452_1000~26500



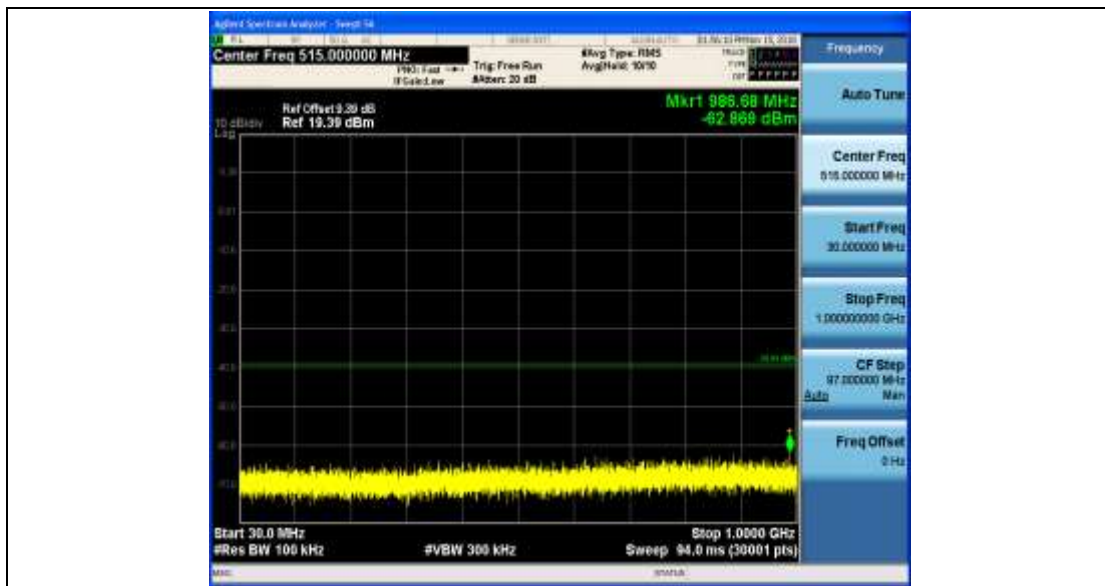
11N40SISO_Ant2_2452_0~Reference



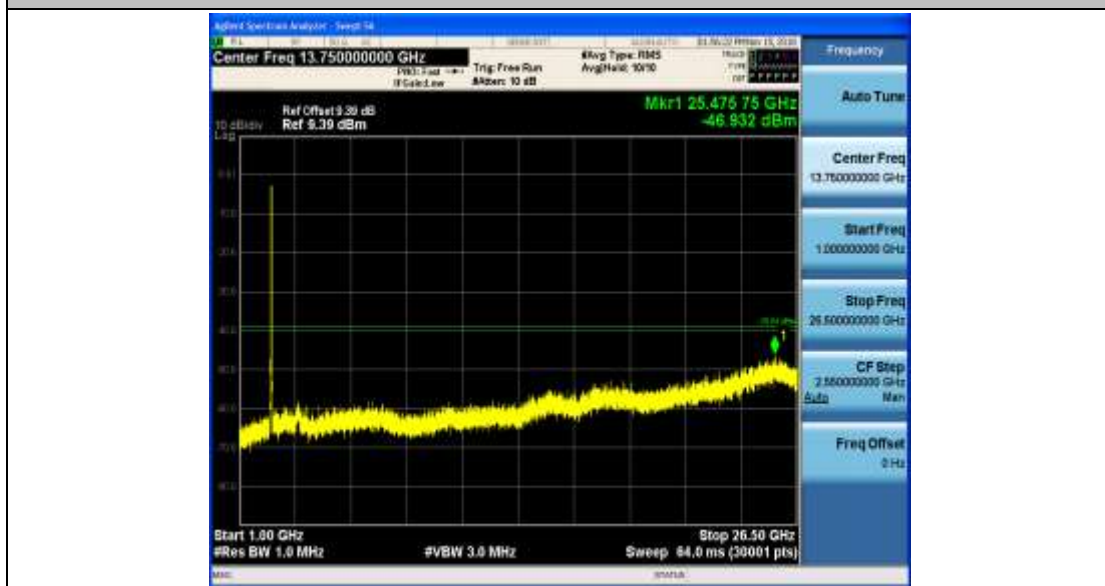
11N40SISO_Ant2_2452_0.009~30



11N40SISO_Ant2_2452_30~1000



11N40SISO_Ant2_2452_1000~26500



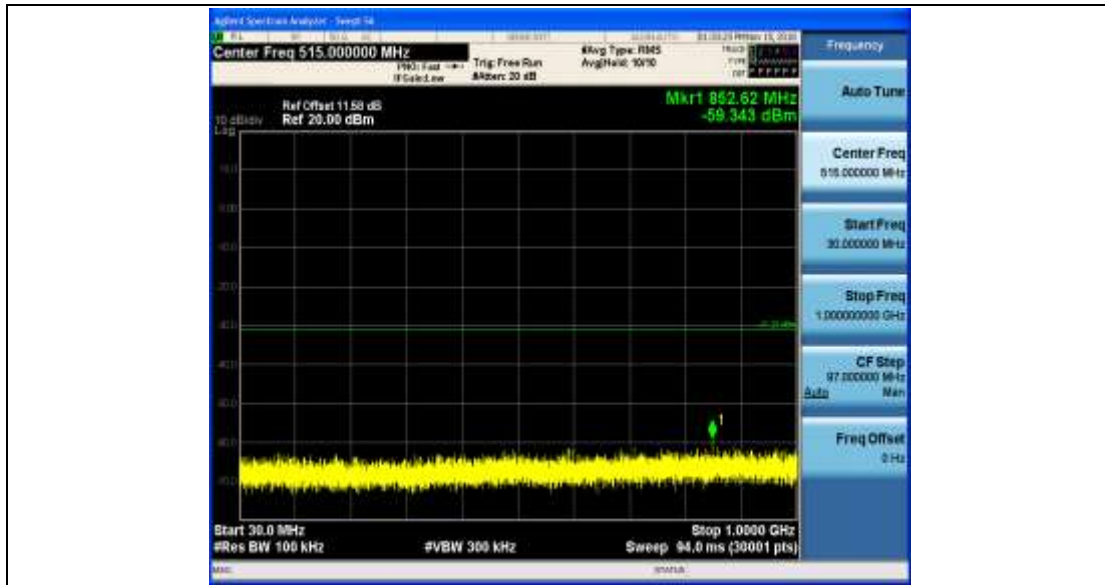
11G-CDD_Ant1_2412_0~Reference



11G-CDD_Ant1_2412_0.009~30



11G-CDD_Ant1_2412_30~1000



11G-CDD_Ant1_2412_1000~26500



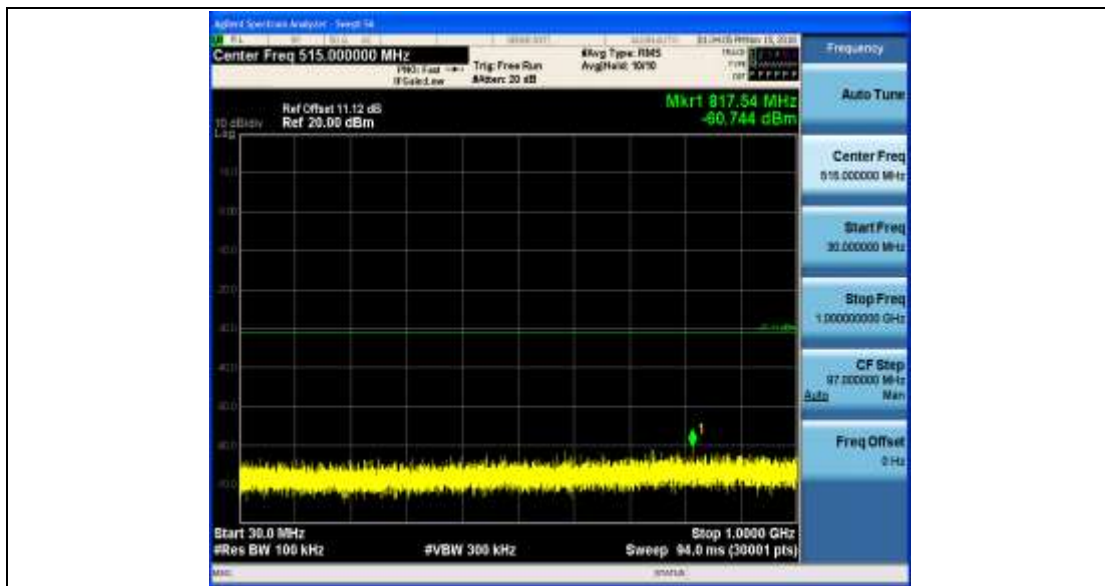
11G-CDD_Ant2_2412_0~Reference



11G-CDD_Ant2_2412_0.009~30



11G-CDD_Ant2_2412_30~1000



11G-CDD_Ant2_2412_1000~26500



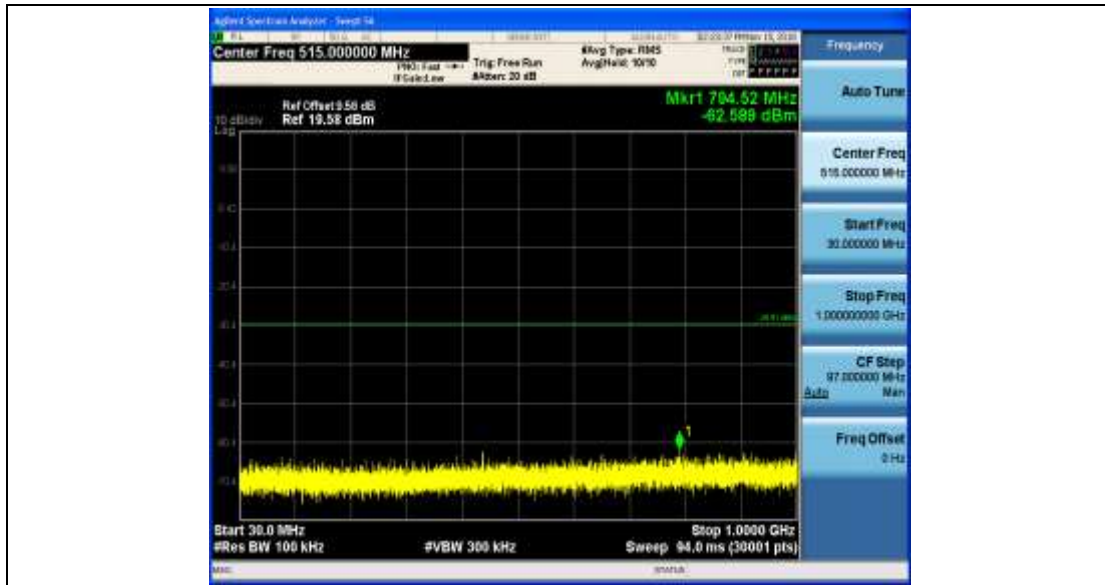
11G-CDD_Ant1_2417_0~Reference



11G-CDD_Ant1_2417_0.009~30



11G-CDD_Ant1_2417_30~1000



11G-CDD_Ant1_2417_1000~26500



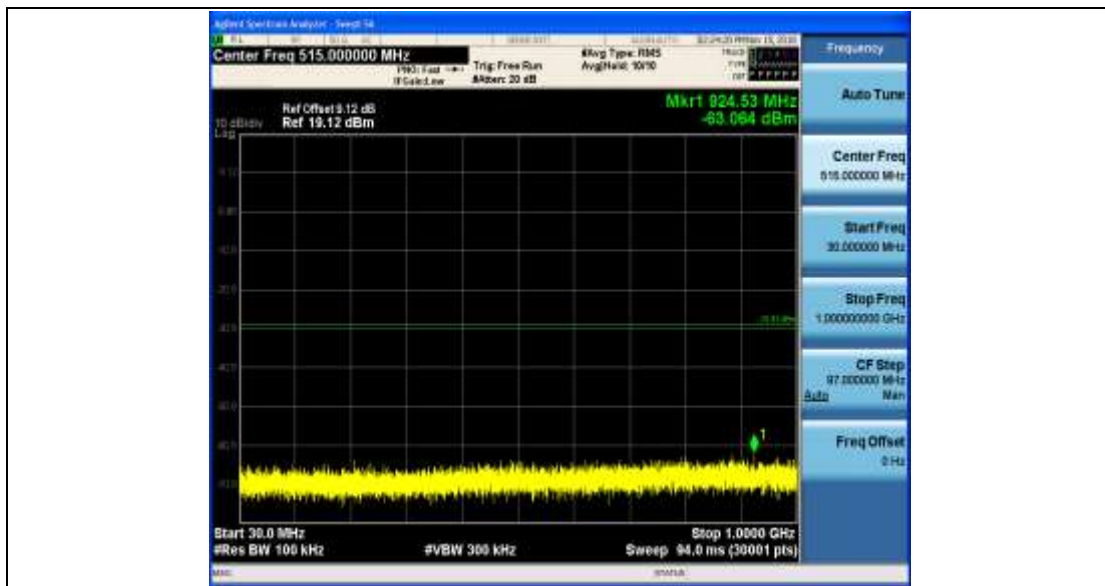
11G-CDD_Ant2_2417_0~Reference



11G-CDD_Ant2_2417_0.009~30



11G-CDD_Ant2_2417_30~1000



11G-CDD_Ant2_2417_1000~26500



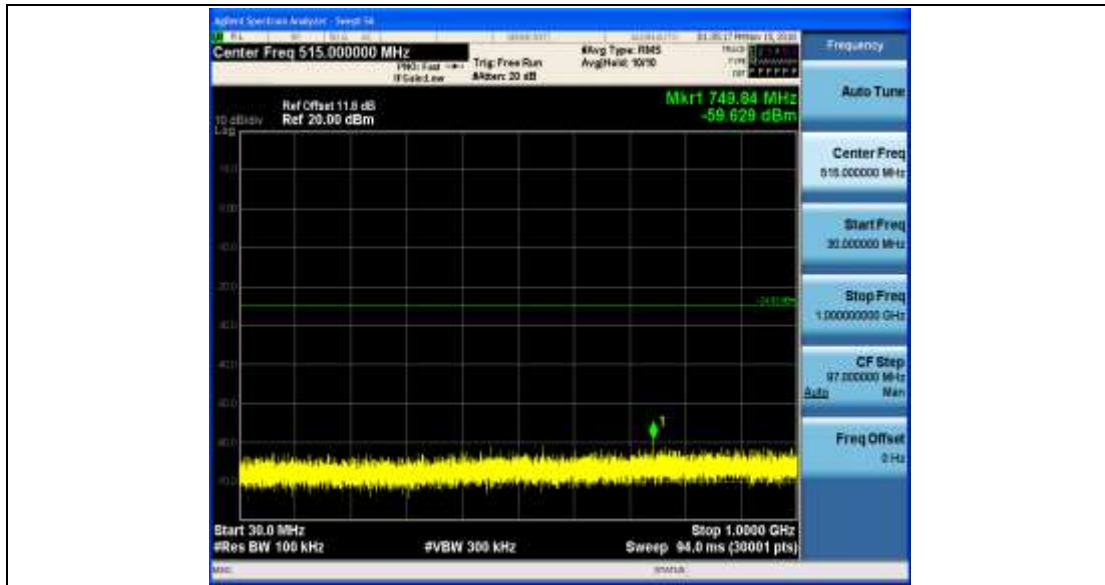
11G-CDD_Ant1_2437_0~Reference



11G-CDD_Ant1_2437_0.009~30



11G-CDD_Ant1_2437_30~1000



11G-CDD_Ant1_2437_1000~26500



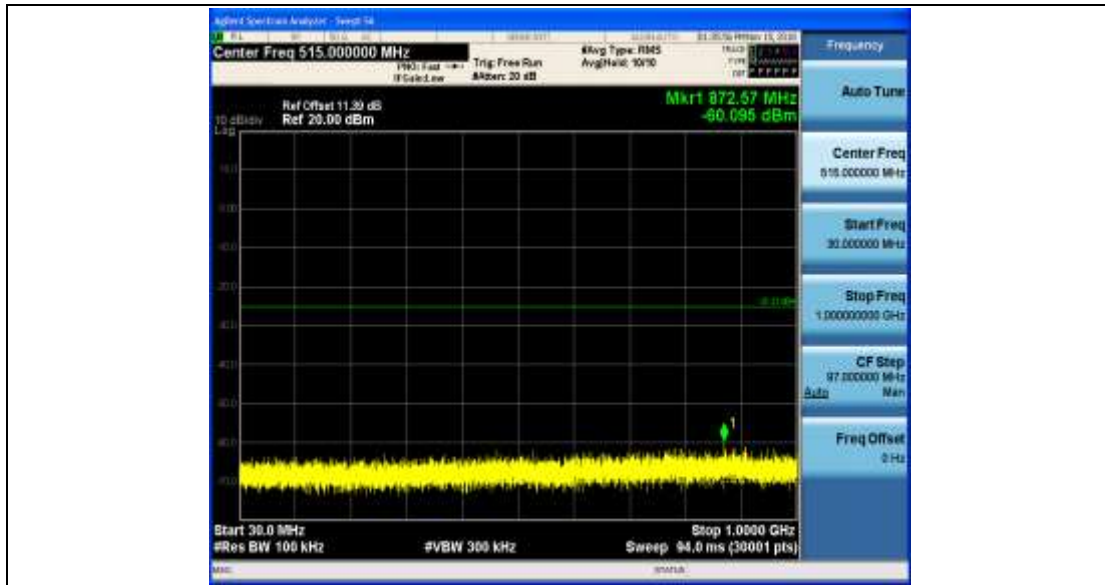
11G-CDD_Ant2_2437_0~Reference



11G-CDD_Ant2_2437_0.009~30



11G-CDD_Ant2_2437_30~1000



11G-CDD_Ant2_2437_1000~26500



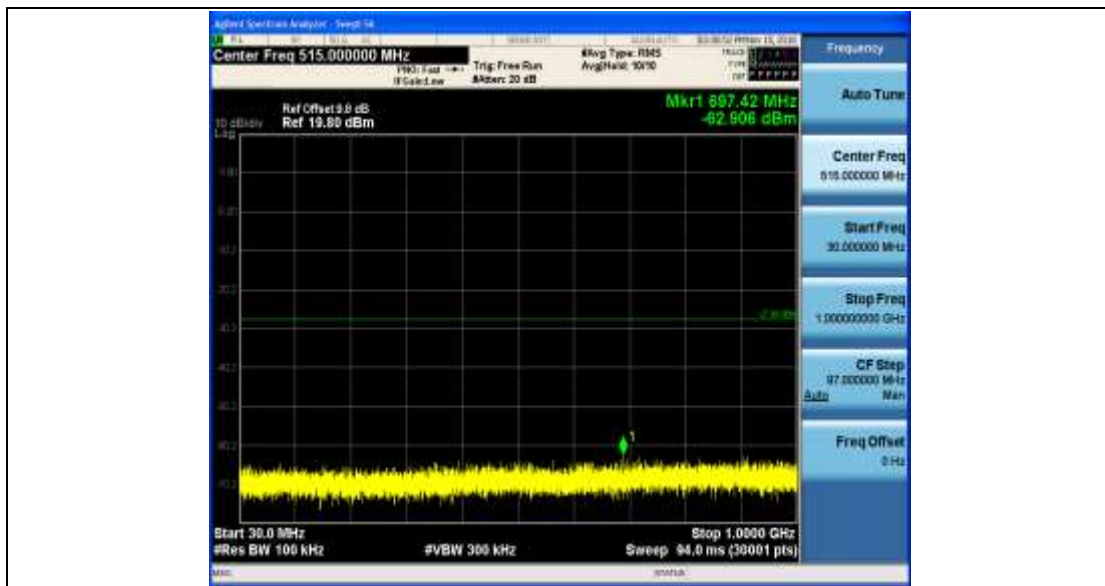
11G-CDD_Ant1_2452_0~Reference



11G-CDD_Ant1_2452_0.009~30



11G-CDD_Ant1_2452_30~1000



11G-CDD_Ant1_2452_1000~26500



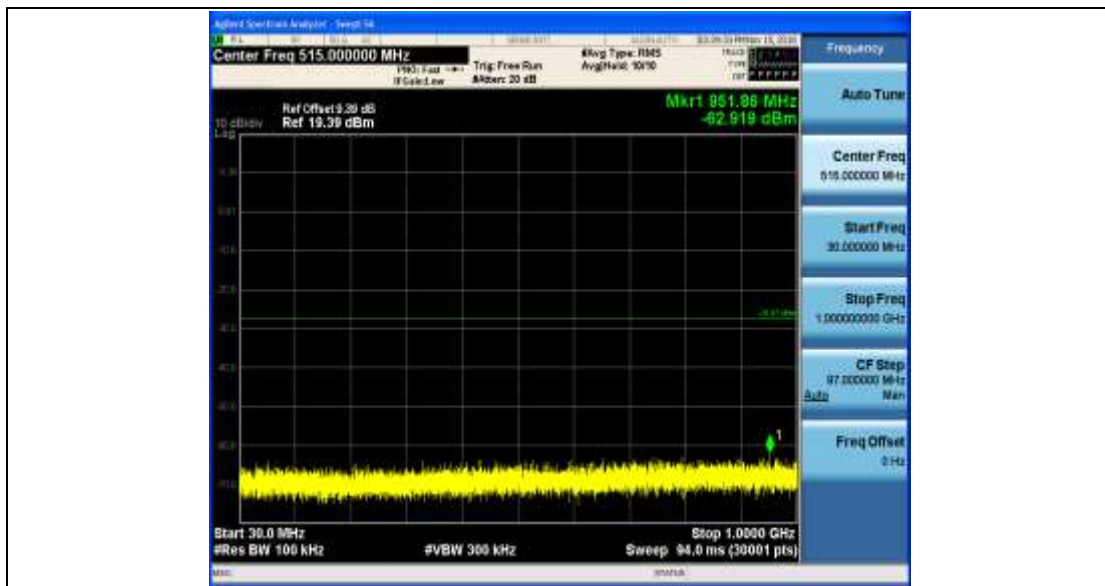
11G-CDD_Ant2_2452_0~Reference



11G-CDD_Ant2_2452_0.009~30



11G-CDD_Ant2_2452_30~1000



11G-CDD_Ant2_2452_1000~26500



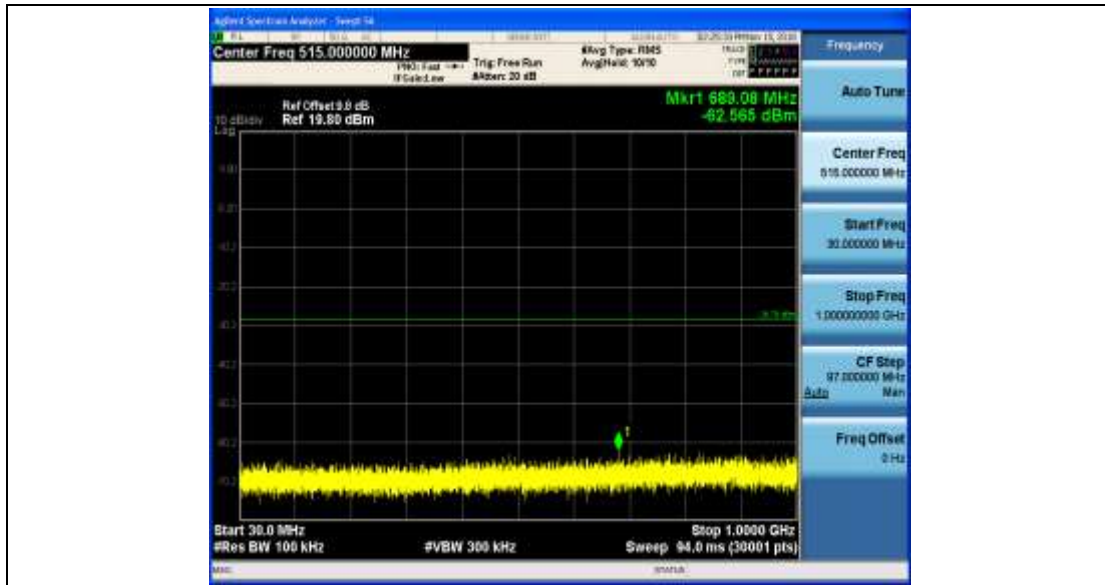
11G-CDD_Ant1_2457_0~Reference



11G-CDD_Ant1_2457_0.009~30



11G-CDD_Ant1_2457_30~1000



11G-CDD_Ant1_2457_1000~26500



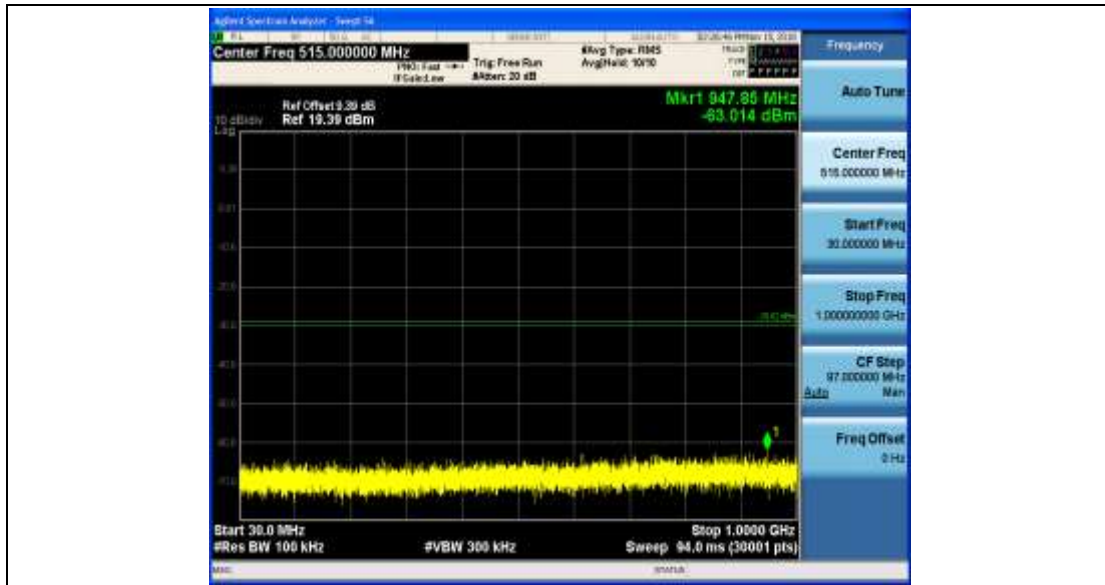
11G-CDD_Ant2_2457_0~Reference



11G-CDD_Ant2_2457_0.009~30



11G-CDD_Ant2_2457_30~1000



11G-CDD_Ant2_2457_1000~26500



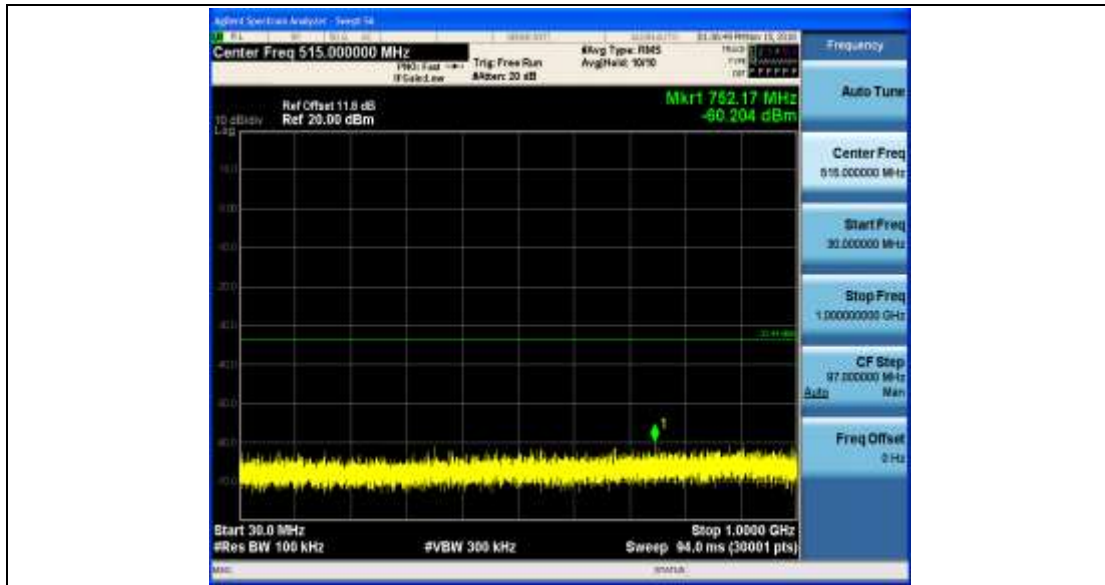
11G-CDD_Ant1_2462_0~Reference



11G-CDD_Ant1_2462_0.009~30



11G-CDD_Ant1_2462_30~1000



11G-CDD_Ant1_2462_1000~26500



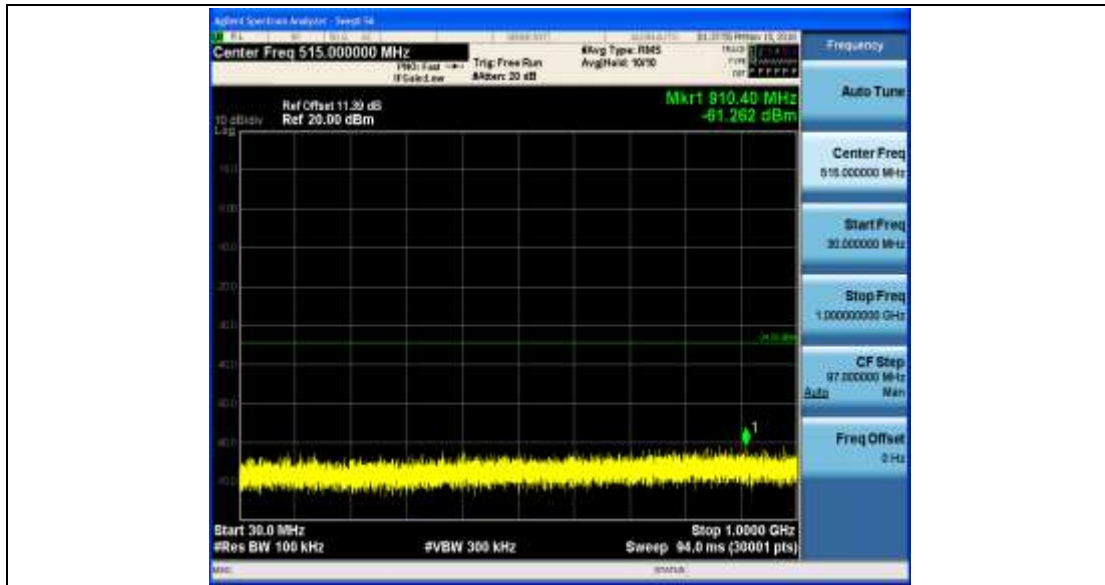
11G-CDD_Ant2_2462_0~Reference



11G-CDD_Ant2_2462_0.009~30



11G-CDD_Ant2_2462_30~1000



11G-CDD_Ant2_2462_1000~26500



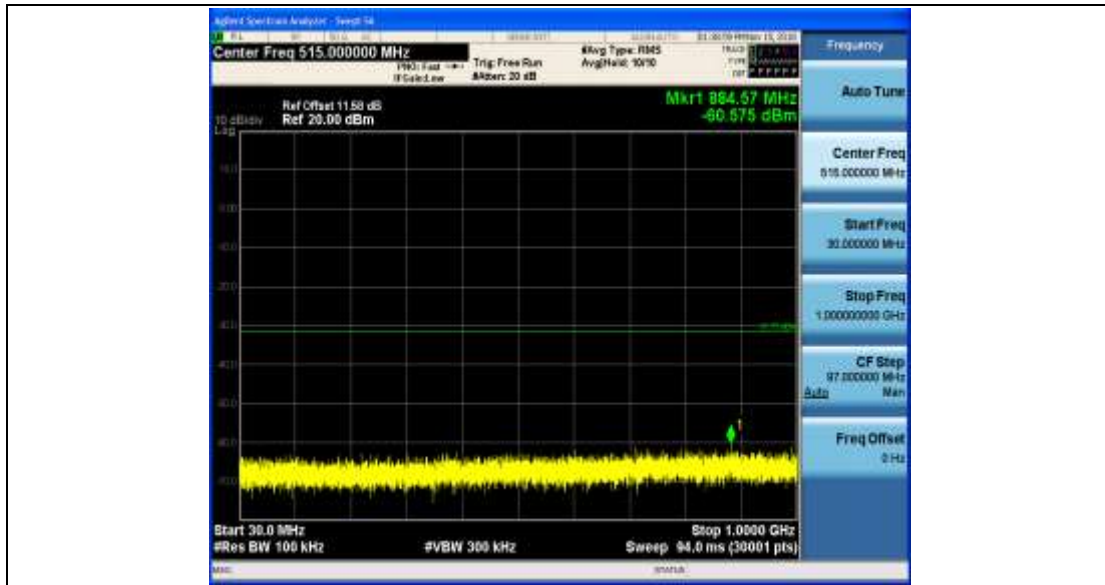
11N20MIMO_Ant1_2412_0~Reference



11N20MIMO_Ant1_2412_0.009~30



11N20MIMO_Ant1_2412_30~1000



11N20MIMO_Ant1_2412_1000~26500



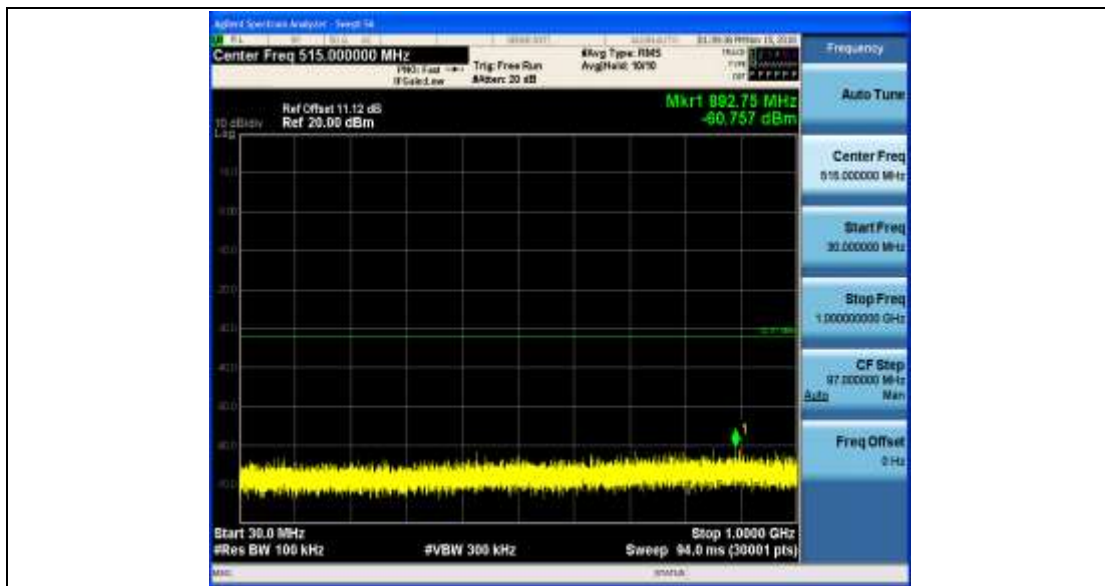
11N20MIMO_Ant2_2412_0~Reference



11N20MIMO_Ant2_2412_0.009~30



11N20MIMO_Ant2_2412_30~1000



11N20MIMO_Ant2_2412_1000~26500



11N20MIMO_Ant1_2417_0~Reference



11N20MIMO_Ant1_2417_0.009~30



11N20MIMO_Ant1_2417_30~1000



11N20MIMO_Ant1_2417_1000~26500



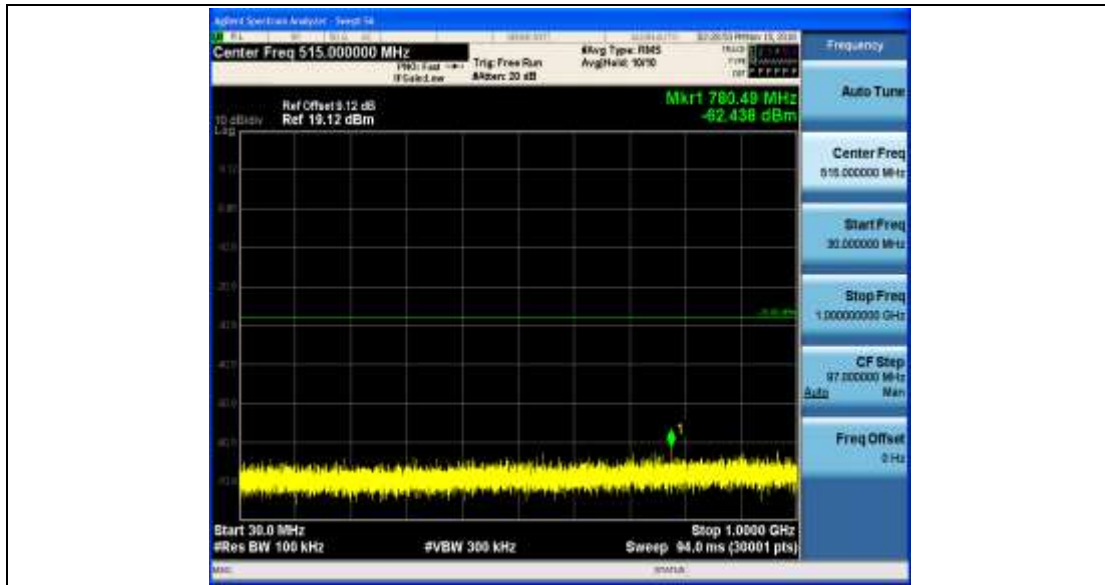
11N20MIMO_Ant2_2417_0~Reference



11N20MIMO_Ant2_2417_0.009~30



11N20MIMO_Ant2_2417_30~1000



11N20MIMO_Ant2_2417_1000~26500



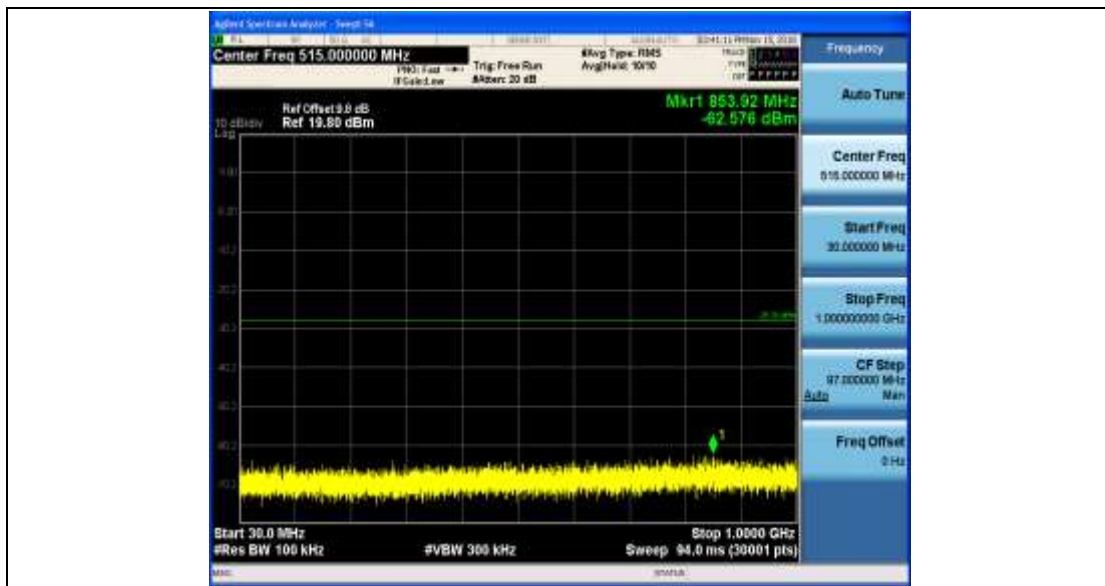
11N20MIMO_Ant1_2422_0~Reference



11N20MIMO_Ant1_2422_0.009~30



11N20MIMO_Ant1_2422_30~1000



11N20MIMO_Ant1_2422_1000~26500



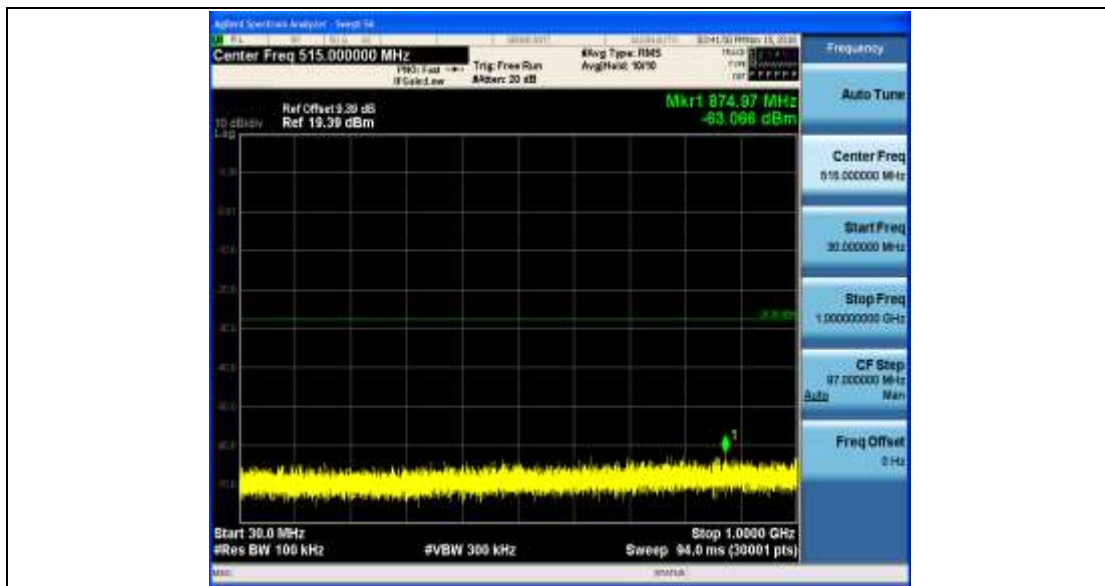
11N20MIMO_Ant2_2422_0~Reference



11N20MIMO_Ant2_2422_0.009~30



11N20MIMO_Ant2_2422_30~1000



11N20MIMO_Ant2_2422_1000~26500



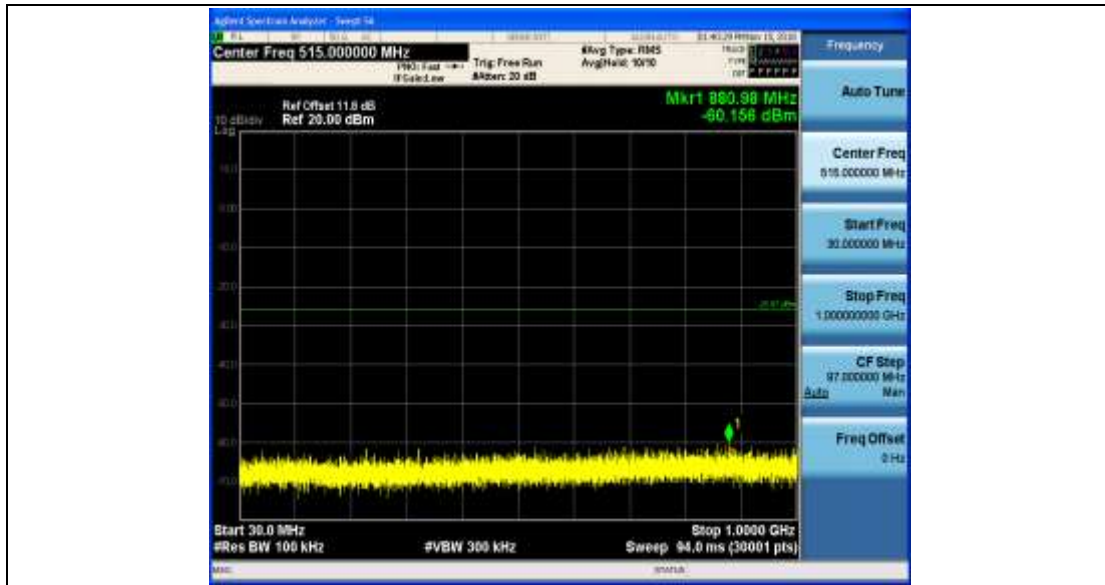
11N20MIMO_Ant1_2437_0~Reference



11N20MIMO_Ant1_2437_0.009~30



11N20MIMO_Ant1_2437_30~1000



11N20MIMO_Ant1_2437_1000~26500



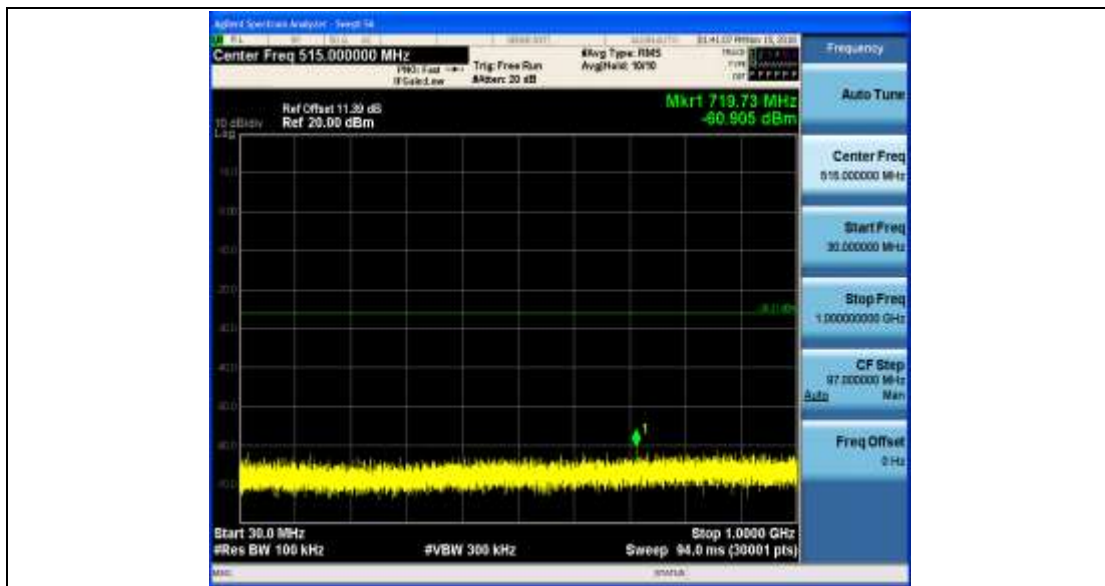
11N20MIMO_Ant2_2437_0~Reference



11N20MIMO_Ant2_2437_0.009~30



11N20MIMO_Ant2_2437_30~1000



11N20MIMO_Ant2_2437_1000~26500



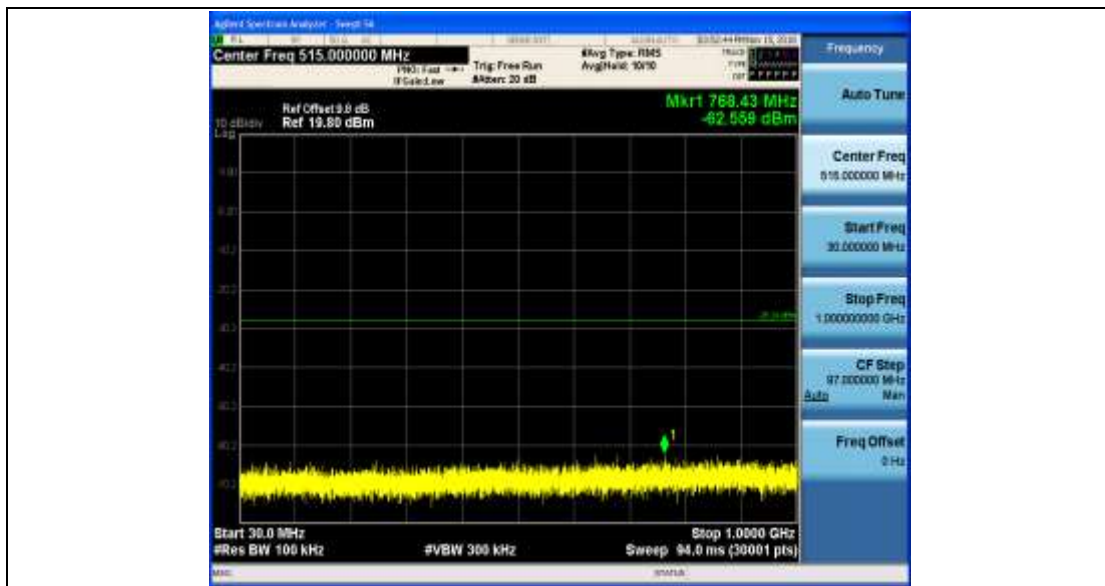
11N20MIMO_Ant1_2452_0~Reference



11N20MIMO_Ant1_2452_0.009~30



11N20MIMO_Ant1_2452_30~1000



11N20MIMO_Ant1_2452_1000~26500



11N20MIMO_Ant2_2452_0~Reference



11N20MIMO_Ant2_2452_0.009~30



11N20MIMO_Ant2_2452_30~1000



11N20MIMO_Ant2_2452_1000~26500



11N20MIMO_Ant1_2457_0~Reference



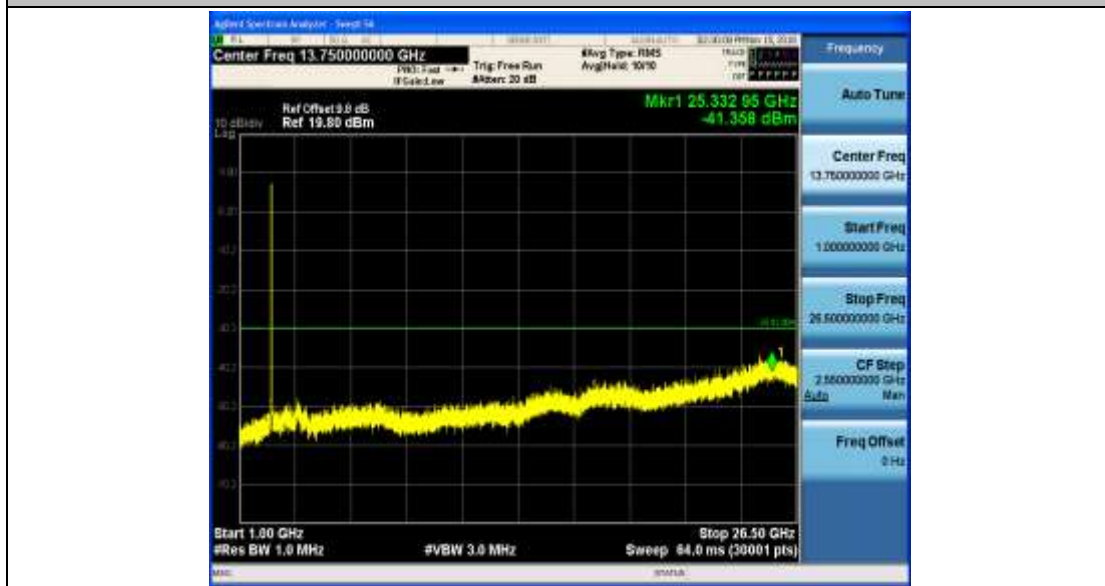
11N20MIMO_Ant1_2457_0.009~30



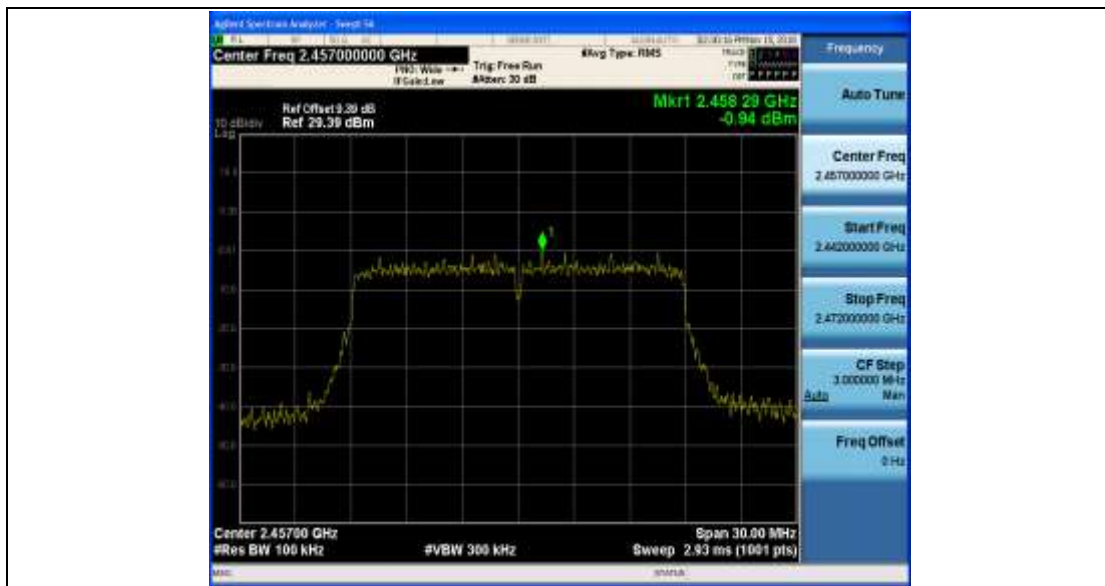
11N20MIMO_Ant1_2457_30~1000



11N20MIMO_Ant1_2457_1000~26500



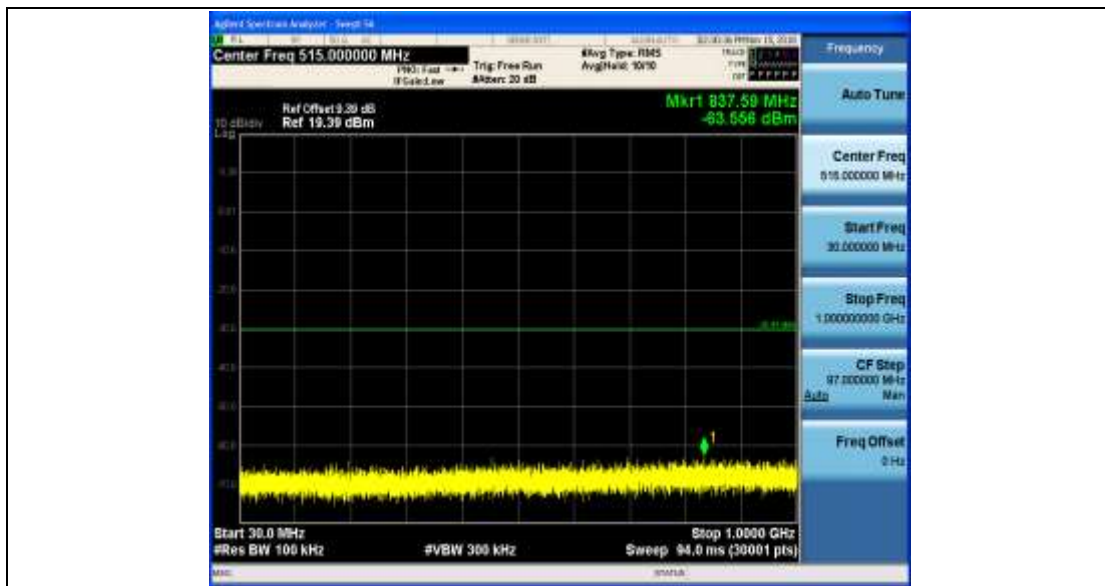
11N20MIMO_Ant2_2457_0~Reference



11N20MIMO_Ant2_2457_0.009~30



11N20MIMO_Ant2_2457_30~1000



11N20MIMO_Ant2_2457_1000~26500



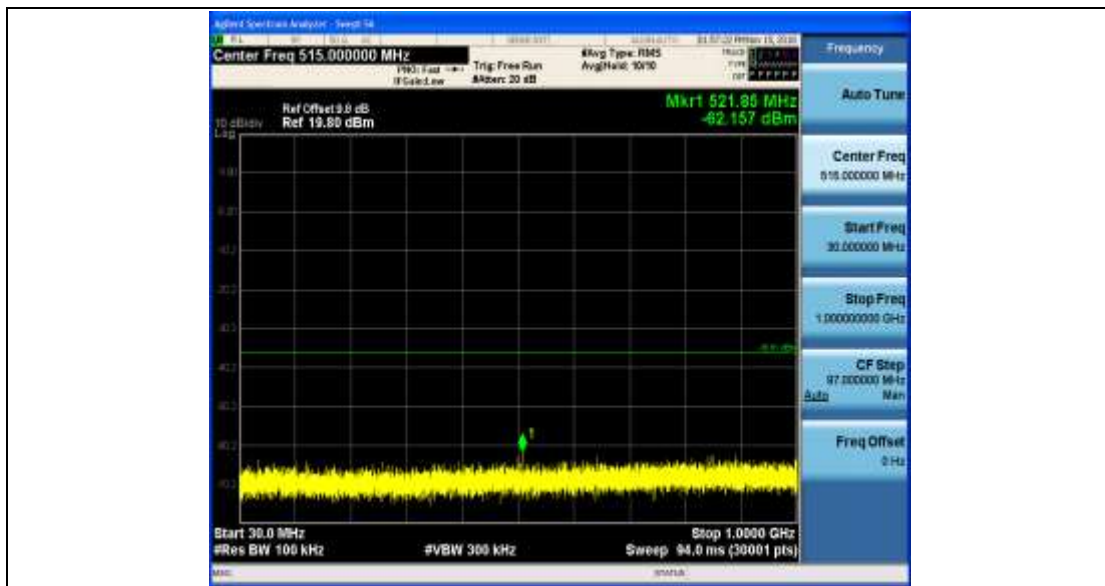
11N20MIMO_Ant1_2462_0~Reference



11N20MIMO_Ant1_2462_0.009~30



11N20MIMO_Ant1_2462_30~1000



11N20MIMO_Ant1_2462_1000~26500



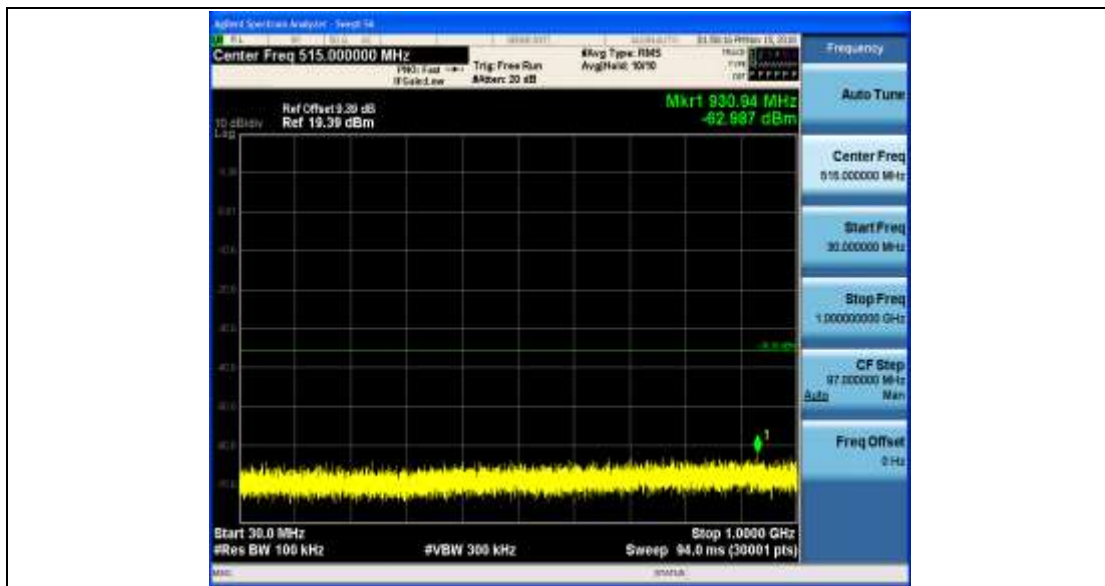
11N20MIMO_Ant2_2462_0~Reference



11N20MIMO_Ant2_2462_0.009~30



11N20MIMO_Ant2_2462_30~1000



11N20MIMO_Ant2_2462_1000~26500



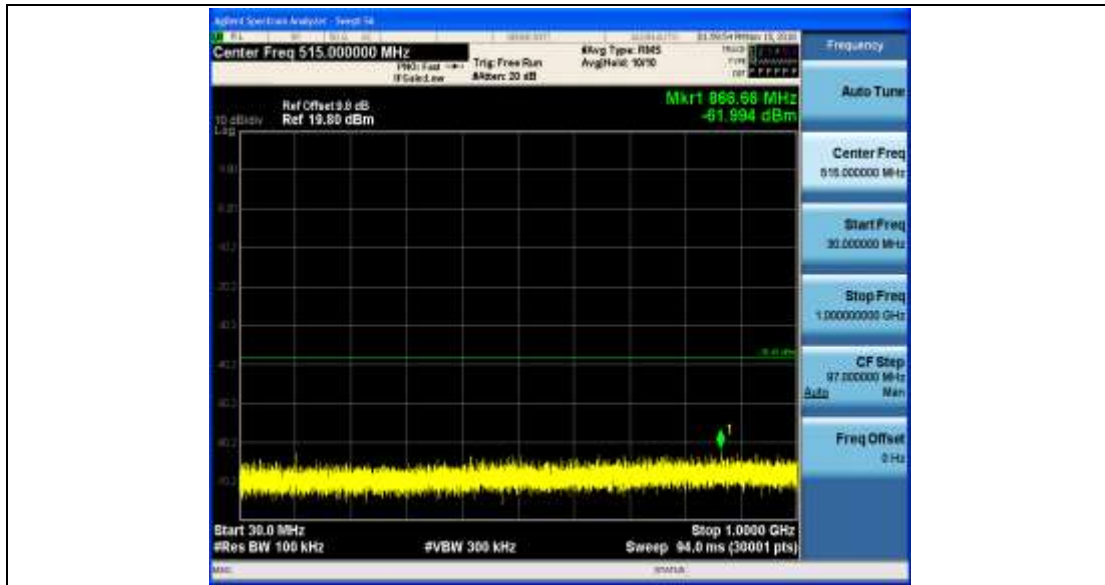
11N40MIMO_Ant1_2422_0~Reference



11N40MIMO_Ant1_2422_0.009~30



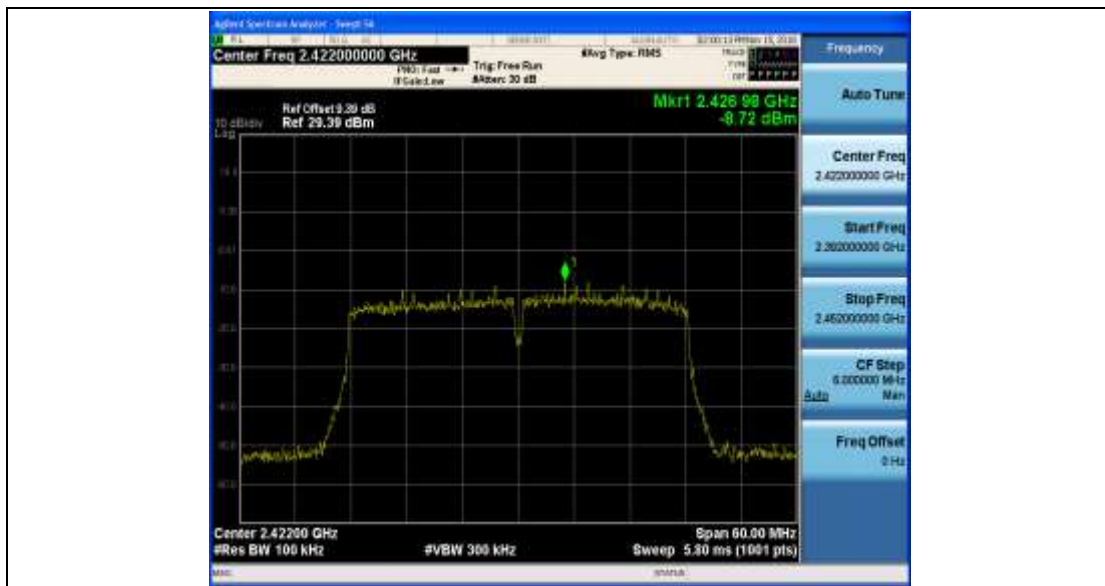
11N40MIMO_Ant1_2422_30~1000



11N40MIMO_Ant1_2422_1000~26500



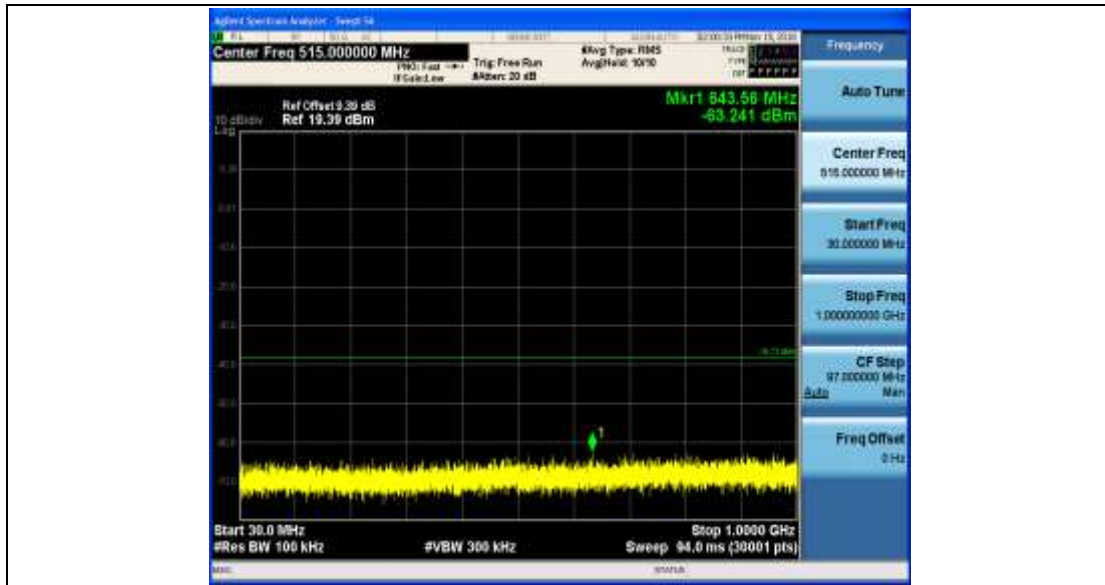
11N40MIMO_Ant2_2422_0~Reference



11N40MIMO_Ant2_2422_0.009~30



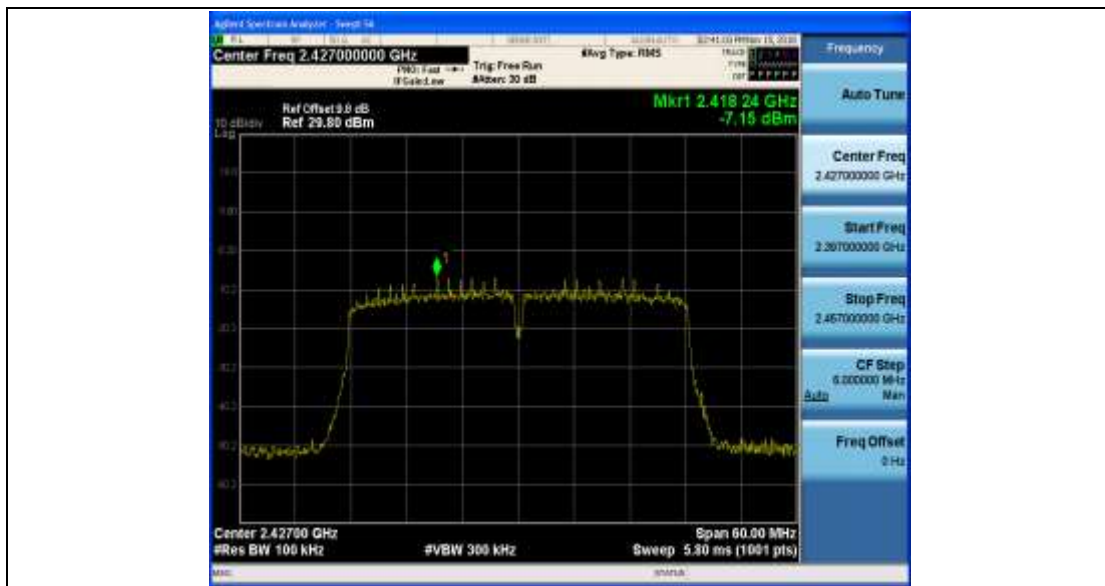
11N40MIMO_Ant2_2422_30~1000



11N40MIMO_Ant2_2422_1000~26500



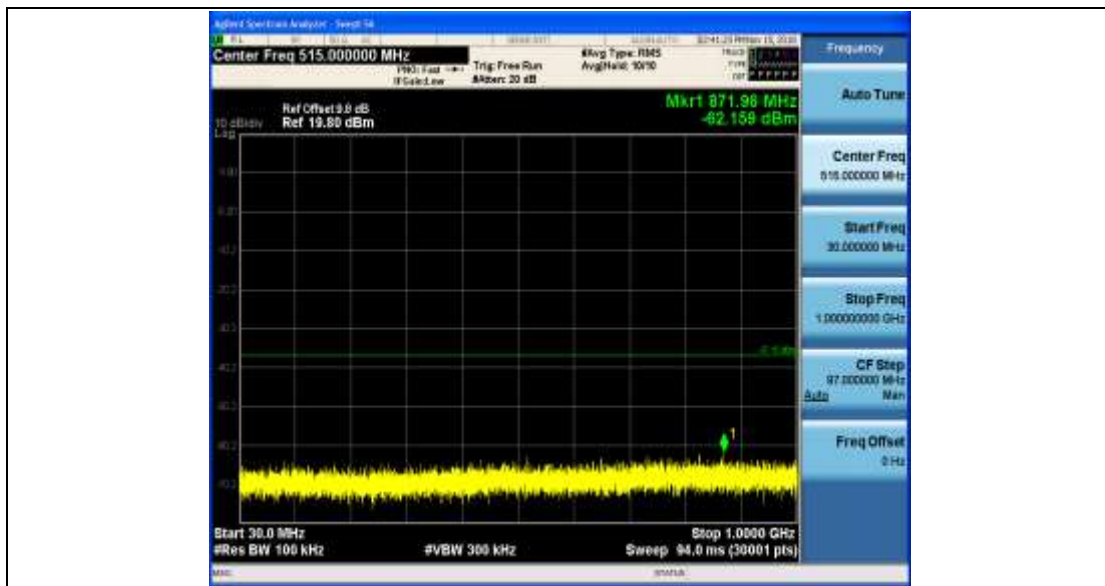
11N40MIMO_Ant1_2427_0~Reference



11N40MIMO_Ant1_2427_0.009~30



11N40MIMO_Ant1_2427_30~1000



11N40MIMO_Ant1_2427_1000~26500



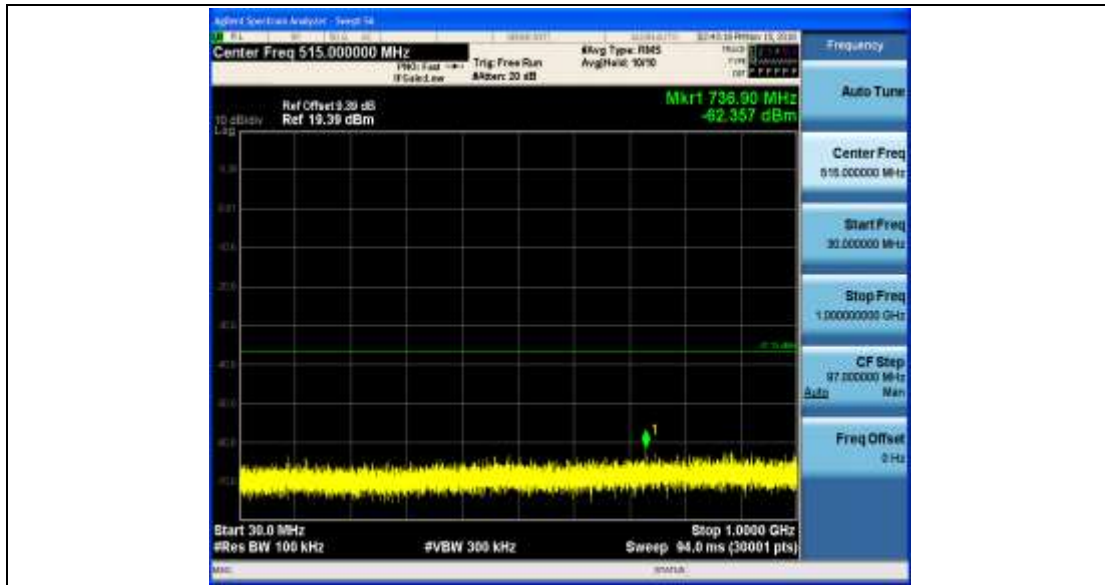
11N40MIMO_Ant2_2427_0~Reference



11N40MIMO_Ant2_2427_0.009~30



11N40MIMO_Ant2_2427_30~1000



11N40MIMO_Ant2_2427_1000~26500



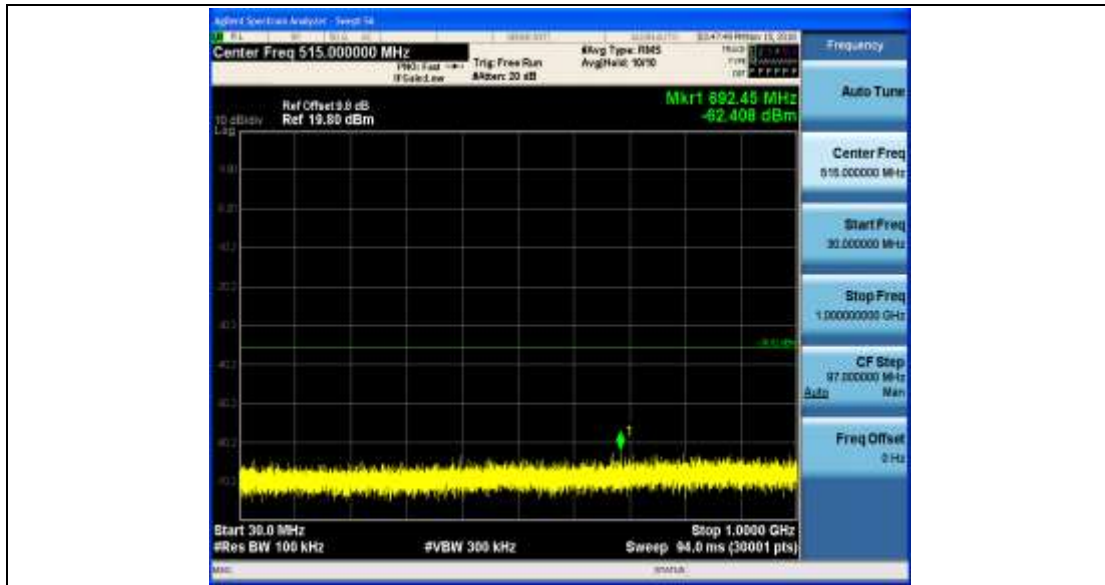
11N40MIMO_Ant1_2432_0~Reference



11N40MIMO_Ant1_2432_0.009~30



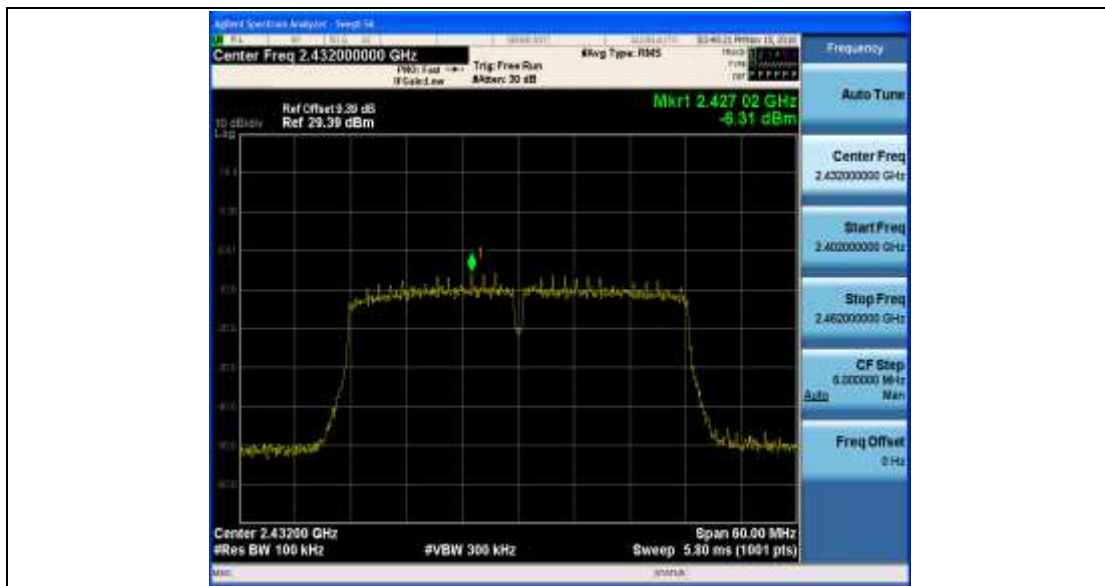
11N40MIMO_Ant1_2432_30~1000



11N40MIMO_Ant1_2432_1000~26500



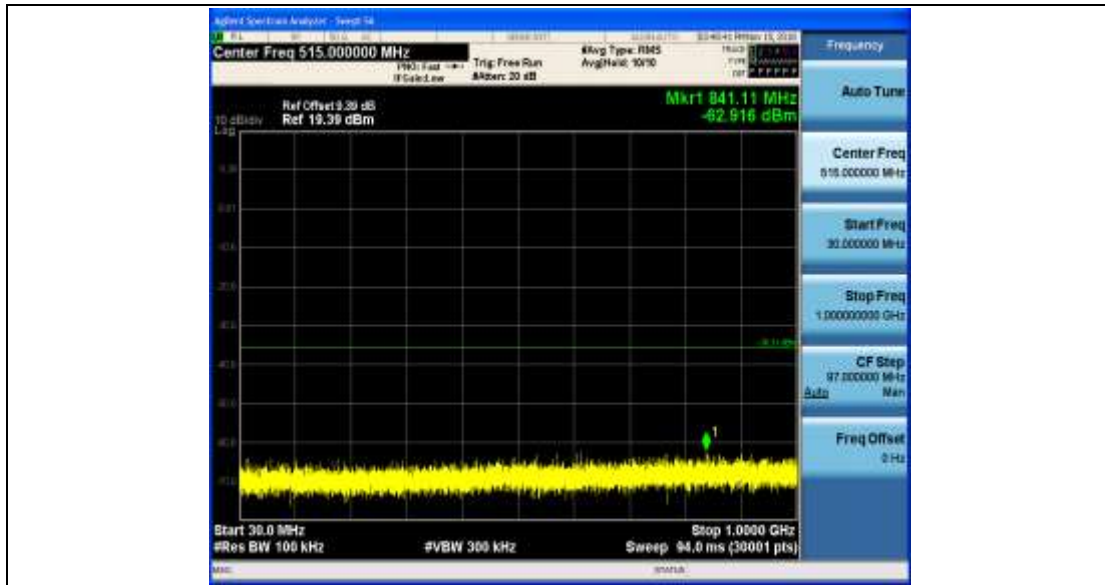
11N40MIMO_Ant2_2432_0~Reference



11N40MIMO_Ant2_2432_0.009~30



11N40MIMO_Ant2_2432_30~1000



11N40MIMO_Ant2_2432_1000~26500



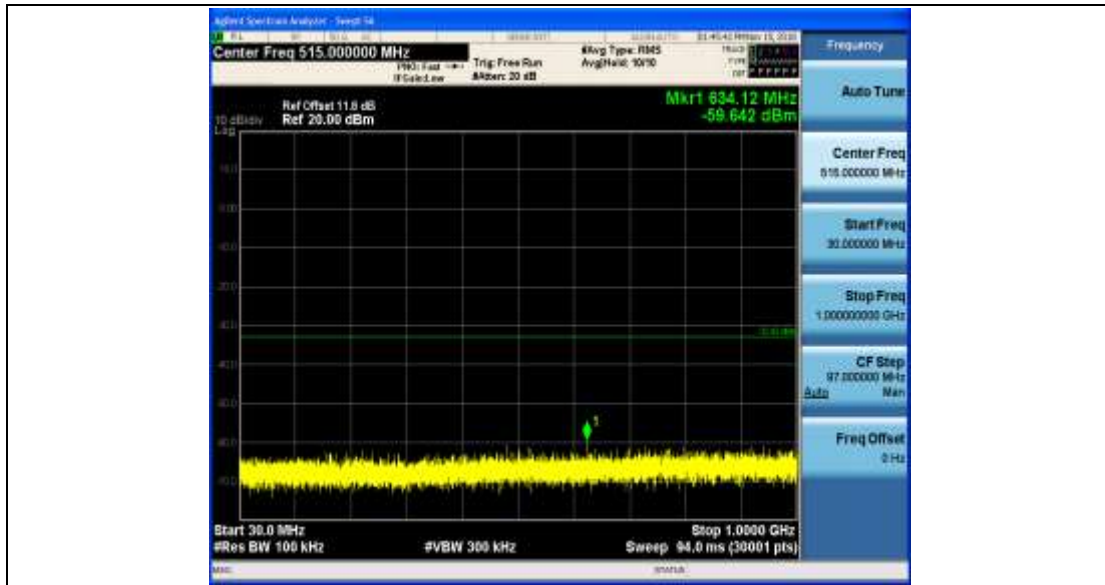
11N40MIMO_Ant1_2437_0~Reference



11N40MIMO_Ant1_2437_0.009~30



11N40MIMO_Ant1_2437_30~1000



11N40MIMO_Ant1_2437_1000~26500



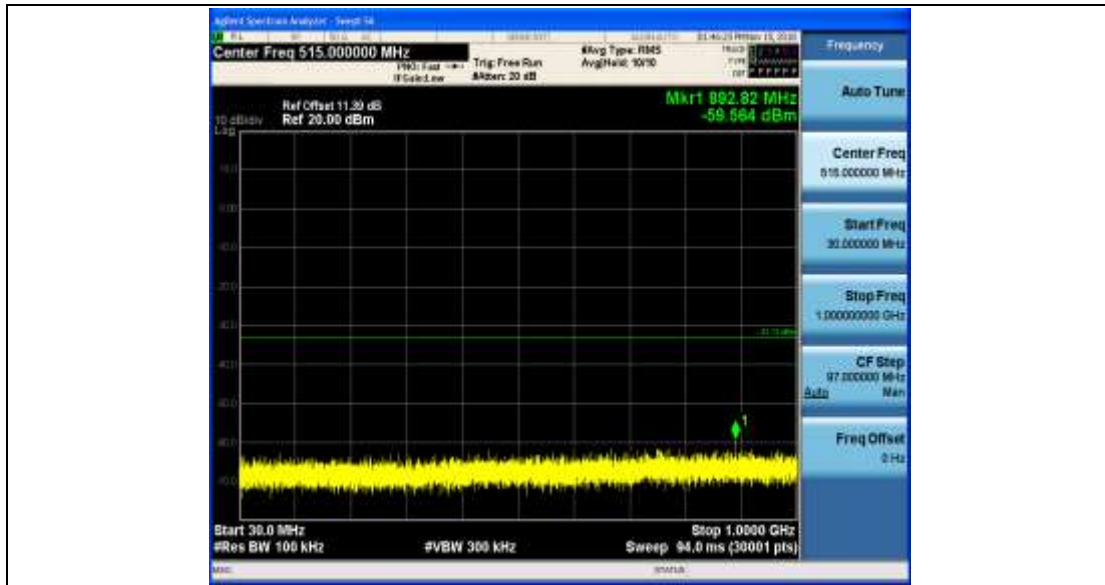
11N40MIMO_Ant2_2437_0~Reference



11N40MIMO_Ant2_2437_0.009~30



11N40MIMO_Ant2_2437_30~1000



11N40MIMO_Ant2_2437_1000~26500



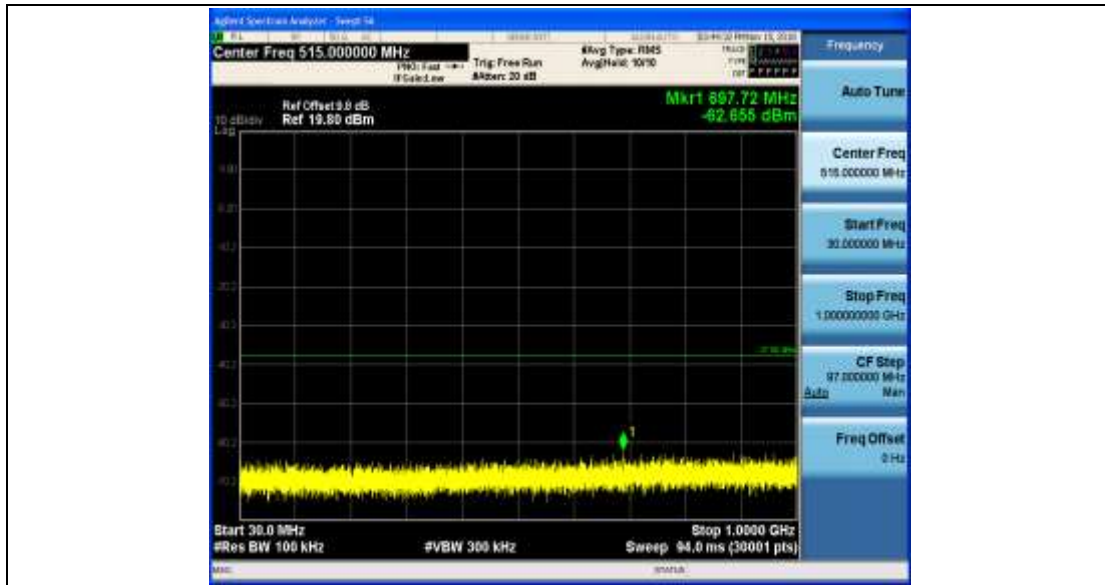
11N40MIMO_Ant1_2442_0~Reference



11N40MIMO_Ant1_2442_0.009~30



11N40MIMO_Ant1_2442_30~1000



11N40MIMO_Ant1_2442_1000~26500



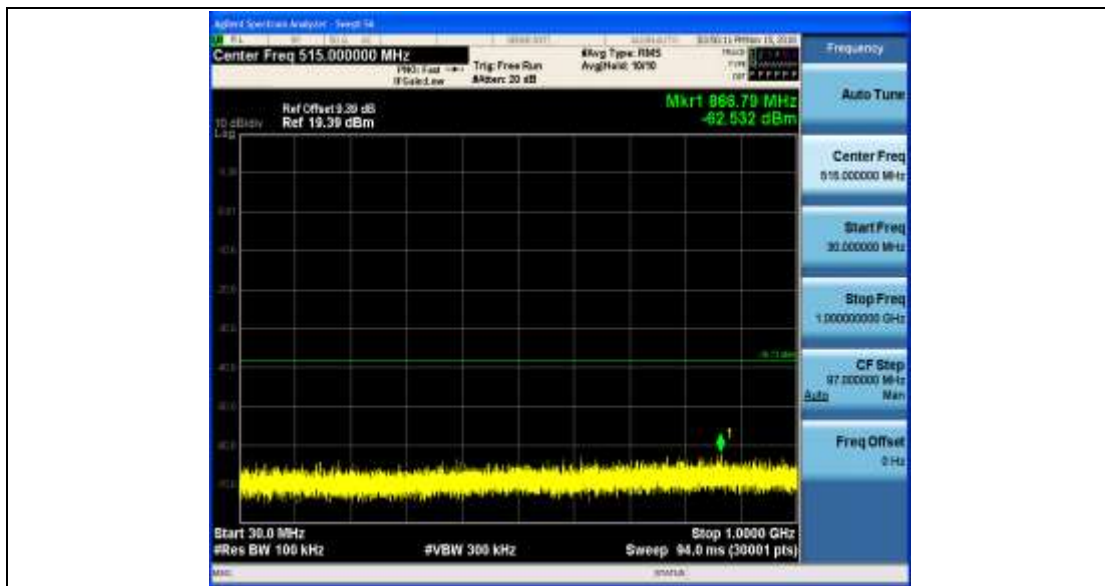
11N40MIMO_Ant2_2442_0~Reference



11N40MIMO_Ant2_2442_0.009~30



11N40MIMO_Ant2_2442_30~1000



11N40MIMO_Ant2_2442_1000~26500



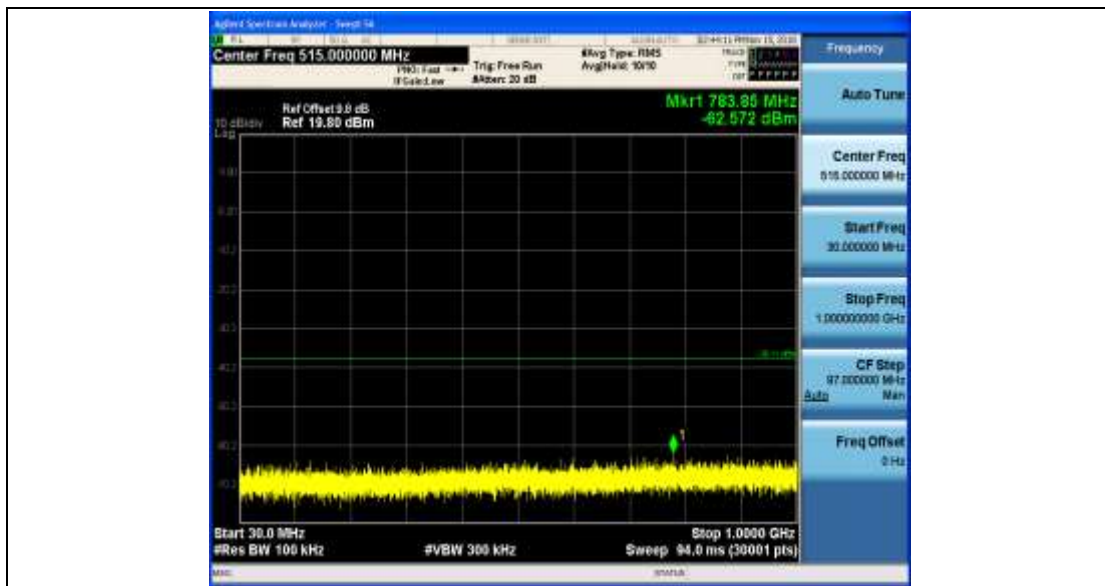
11N40MIMO_Ant1_2447_0~Reference



11N40MIMO_Ant1_2447_0.009~30



11N40MIMO_Ant1_2447_30~1000



11N40MIMO_Ant1_2447_1000~26500



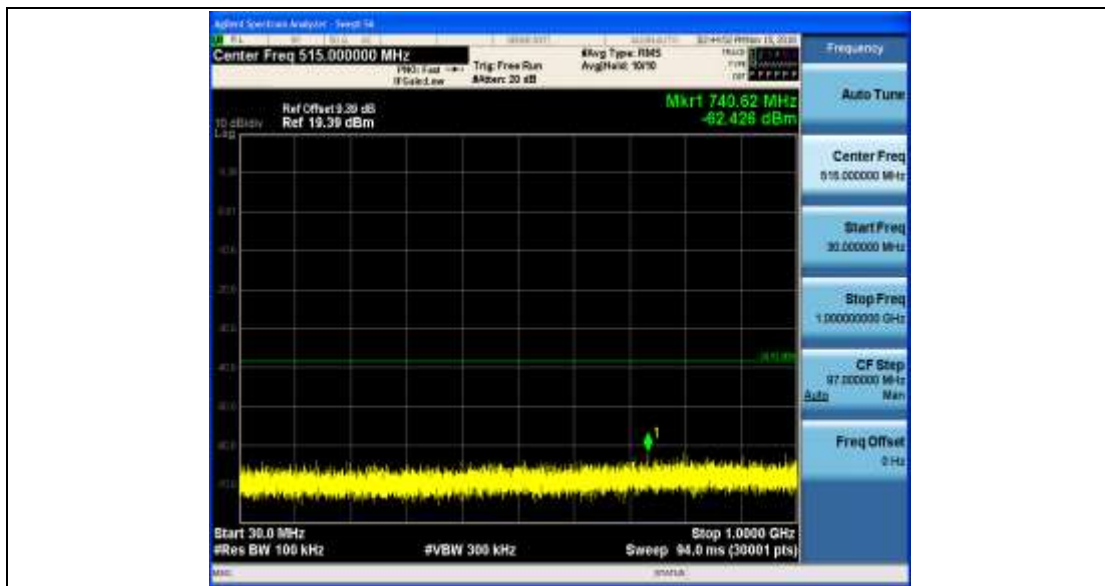
11N40MIMO_Ant2_2447_0~Reference



11N40MIMO_Ant2_2447_0.009~30



11N40MIMO_Ant2_2447_30~1000



11N40MIMO_Ant2_2447_1000~26500



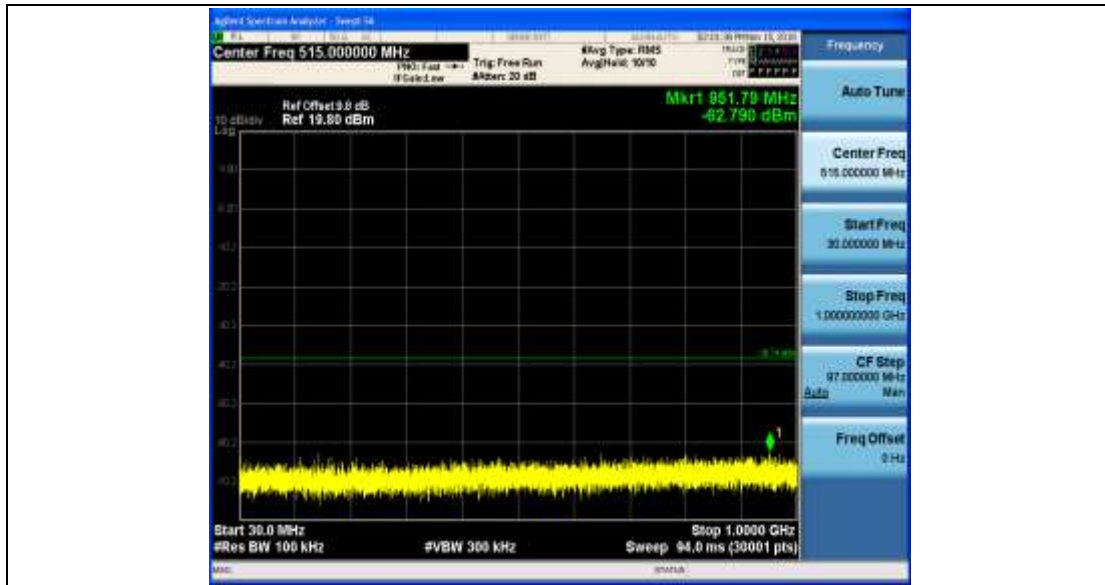
11N40MIMO_Ant1_2452_0~Reference



11N40MIMO_Ant1_2452_0.009~30



11N40MIMO_Ant1_2452_30~1000



11N40MIMO_Ant1_2452_1000~26500



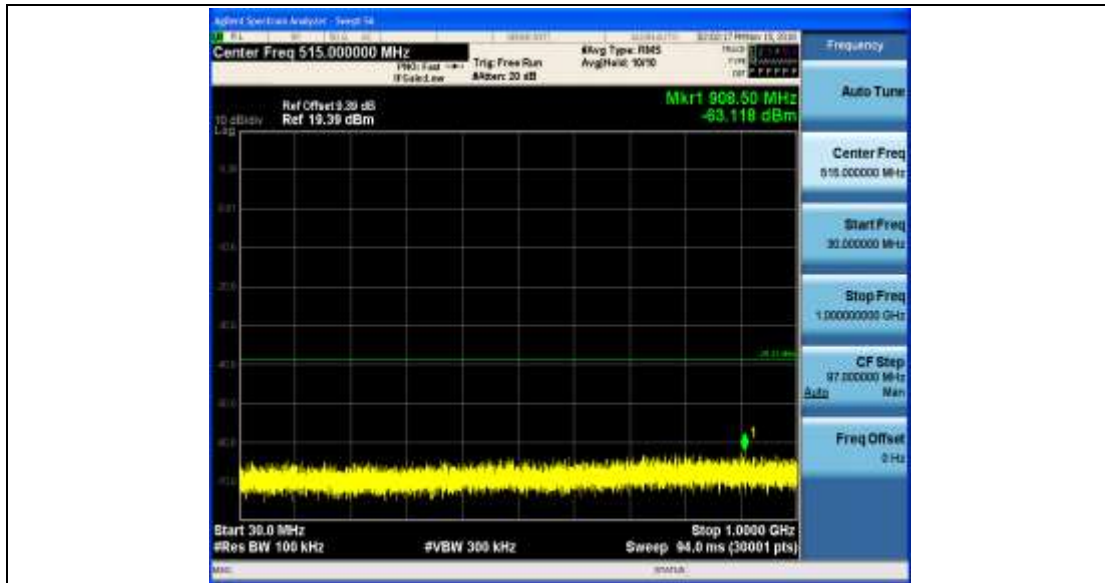
11N40MIMO_Ant2_2452_0~Reference



11N40MIMO_Ant2_2452_0.009~30



11N40MIMO_Ant2_2452_30~1000



11N40MIMO_Ant2_2452_1000~26500





Appendix H: Radiated Spurious Emission & Spurious in Restricted Band

Note: We tested all modes, but the data presented below is the worst case.

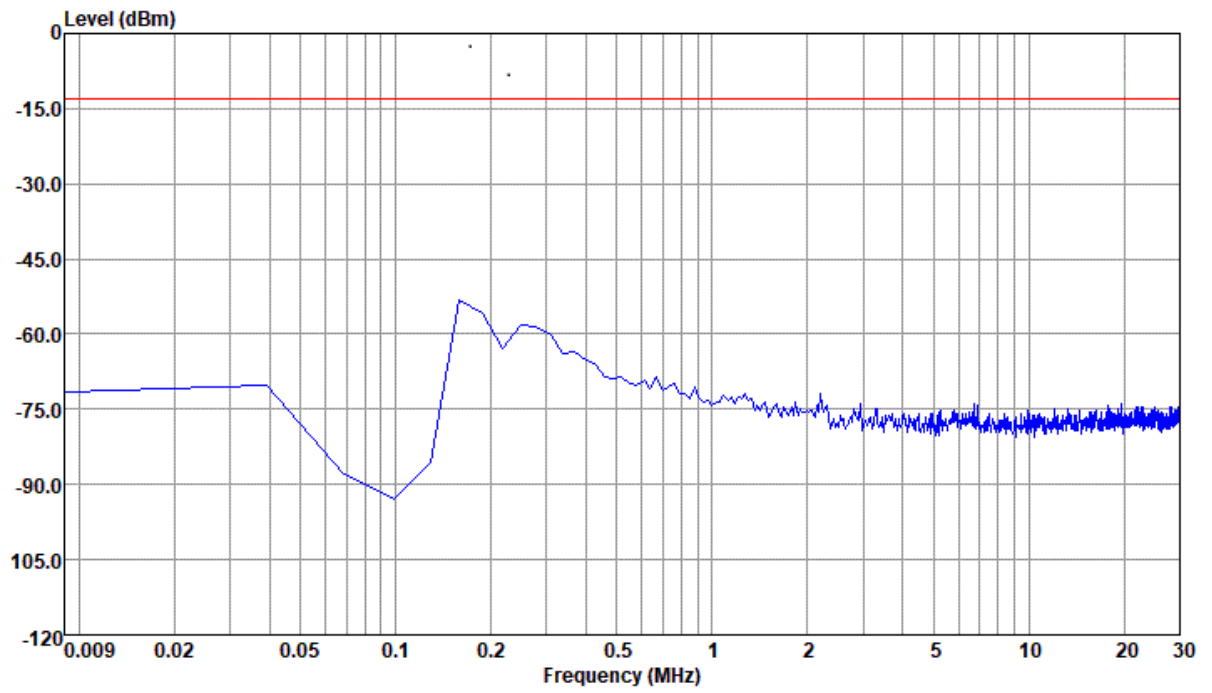
Below 1GHz, RBW = 100 kHz, VBW = 300 kHz.

Above 1GHz, RBW = 1 MHz, VBW = 3 MHz.

The simultaneous transmission has been considered

1.1 Part 1: Testing Range of “9 kHz to 30MHz”

Note 1: The test results and plot for testing range of “9 kHz to 30MHz” showed as below is the WORST case for all Test Modes and Channels. This range will not be presented for each Test Mode and each Channel.

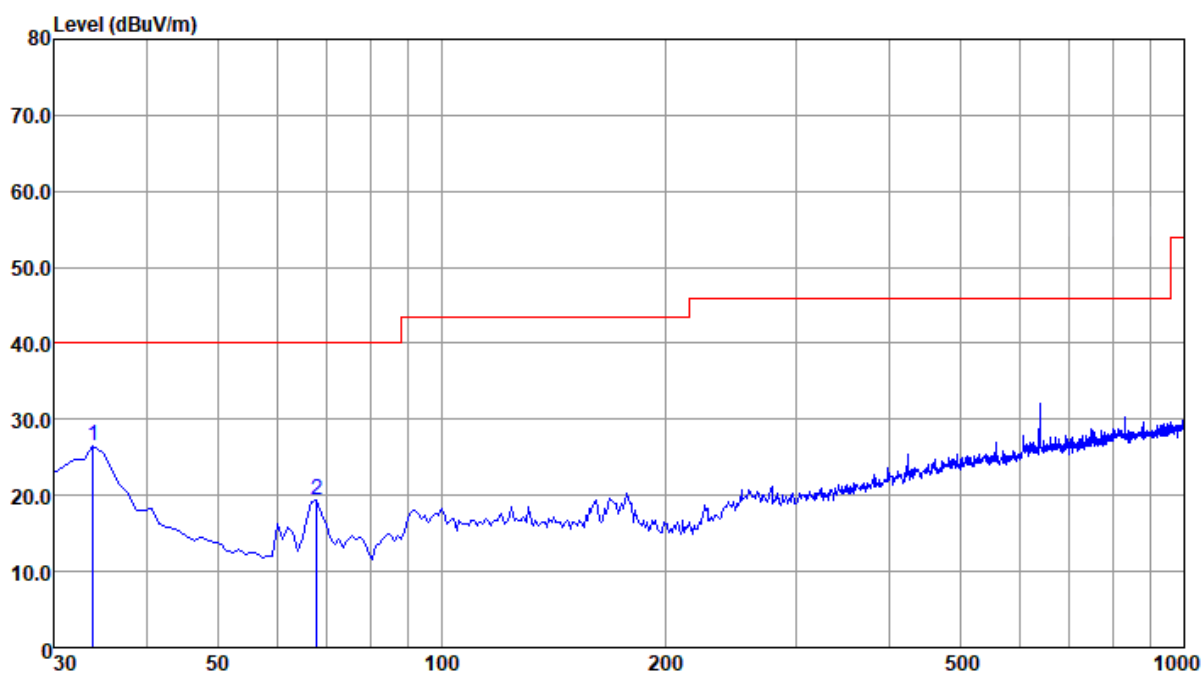




1.2 Part 2: Testing Range of “30 MHz to 1 GHz”

Note 1: The test results and plot for testing range of “30 MHz to 1 GHz” showed as below is the WORST case for all Test Modes and Channels. This range will not be presented for each Test Mode and each Channel.

Note 2: The emissions in this range are mainly from the Platform Device (Notepad PC and its ancillary components).



	Freq	Level	Over Limit	Limit Line	ReadAntenna Level	Cable Loss	Preamp Factor	Remark	
	MHz	dBuV/m	dB	dBuV/m	dBuV	dB/m	dB	dB	
1	pp	33.88	26.43	-13.57	40.00	35.65	22.08	0.30	31.60 Peak
2		67.83	19.47	-20.53	40.00	37.71	12.80	0.56	31.60 Peak

Note:

1, Level = Reading level by receiver + Transd (Antenna factor + cable loss – preamplifier gain)
The reading level is calculated by software which is not shown in the sheet.



2, Over limit=Level –Limit Line

1.3Part 3: Testing Range of “1 GHz to 3 GHz”

Note 1: The testing range of “1 GHz to 3 GHz” is for checking radiated emissions located in restricted bands near the EUT operating bands.

Note 2: Two limits are required in the testing range above 1 GHz, that is Peak limit (74 dB μ V/m) and Average Limit (54 dB μ V/m).

Note 3: The peak spike exceeds the limit line is EUT’s operating frequency.

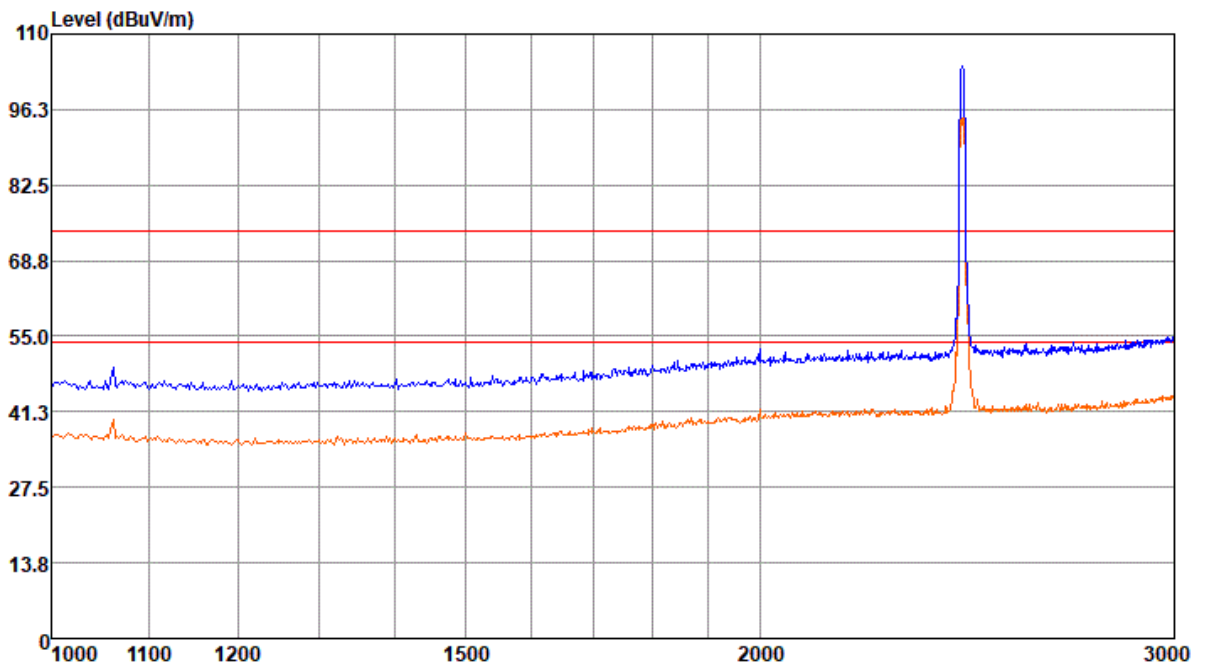
Note 4:

1, Level =Reading level by receiver + Transd (Antenna factor + cable loss – preamplifier gain)

The reading level is calculated by software which is not shown in the sheet.

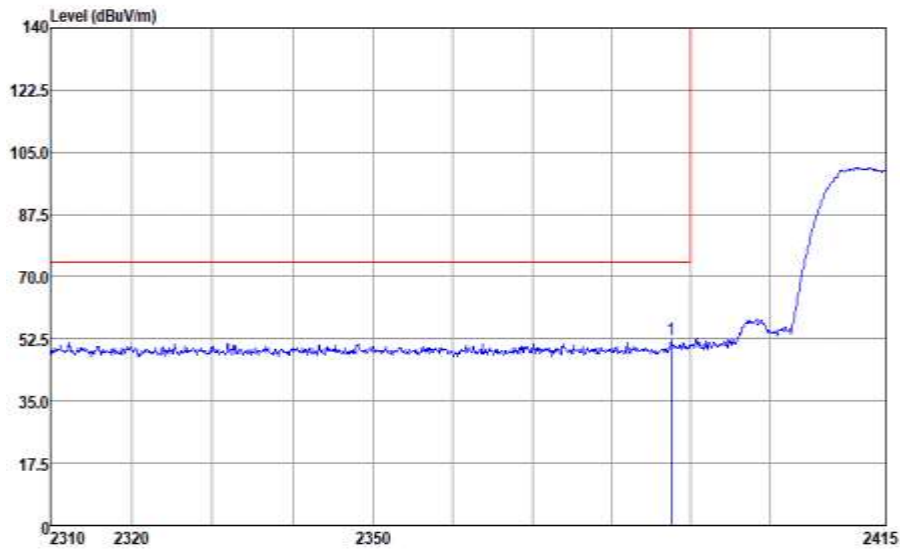
2, Over limit=Level –Limit Line

1.3.1Test Mode: 11B





1.3.1.1 Channel 1 @Ant 1



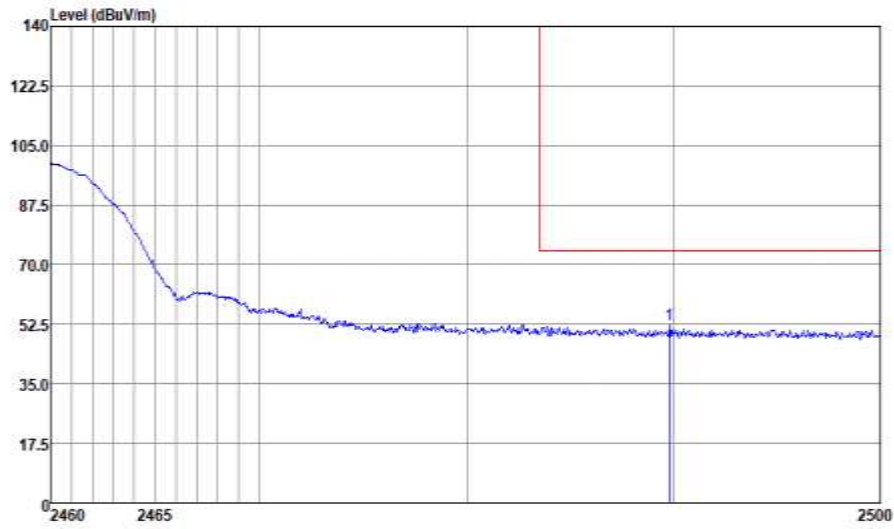
	Over	Limit	ReadAntenna	Cable	Preamp				
Freq	Level	Limit	Line	Level	Factor	Loss	Remark		
MHz	dBuV/m	dB	dBuV/m	dBuV	dB/m	dB	dB		
1 pp	2387.60	52.27	-21.73	74.00	46.96	31.50	6.81	33.00	Peak



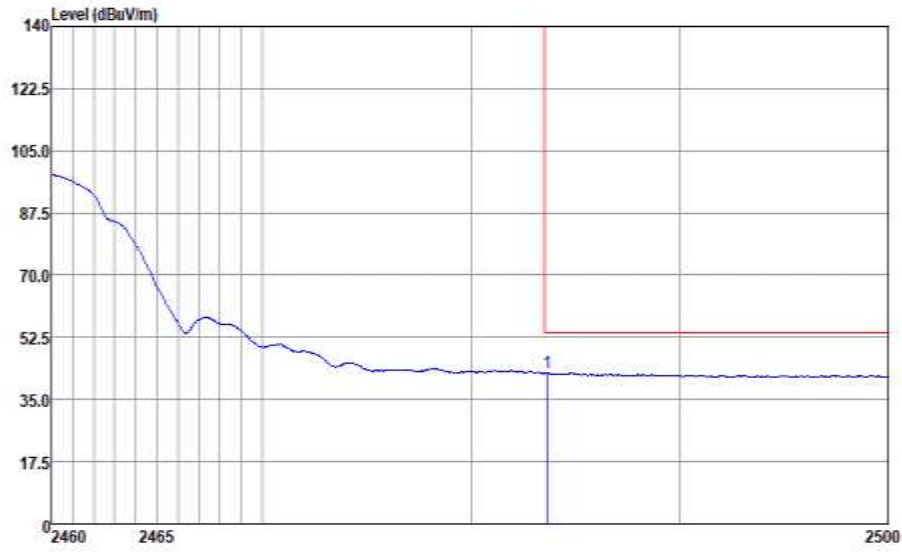
	Over	Limit	ReadAntenna	Cable	Preamp			
Freq	Level	Limit	Line	Level	Factor	Loss	Factor	Remark
MHz	dBuV/m	dB	dBuV/m	dBuV	dB/m	dB	dB	
1 pp	2389.80	43.10	-10.90	54.00	37.79	31.50	6.81	33.00 Average



1.3.1.2 Channel 10 @Ant 1



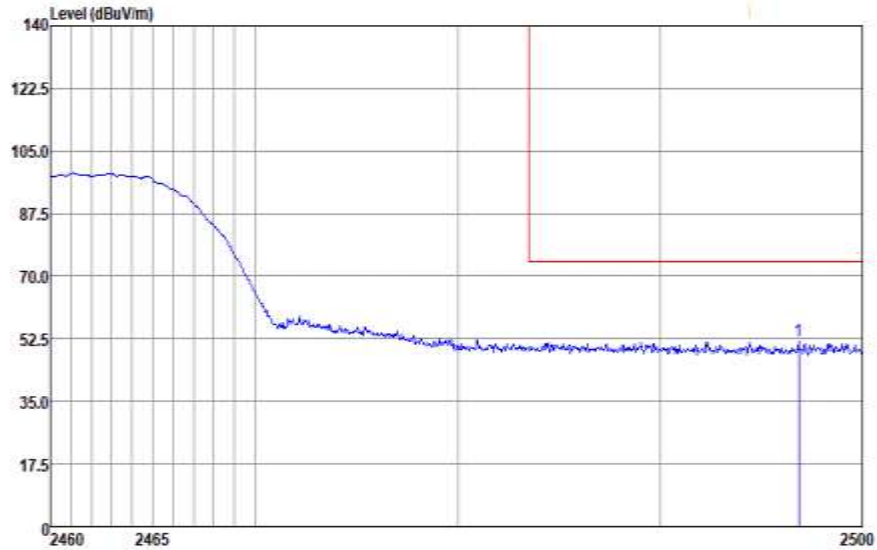
	Over	Limit	ReadAntenna	Cable	Preamp				
Freq	Level	Limit	Line	Level	Factor	Loss			
MHz	dBuV/m	dB	dBuV/m	dBuV	dB/m	dB	dB		
1 pp	2489.88	52.06	-21.94	74.00	46.22	31.93	6.91	33.00	Peak



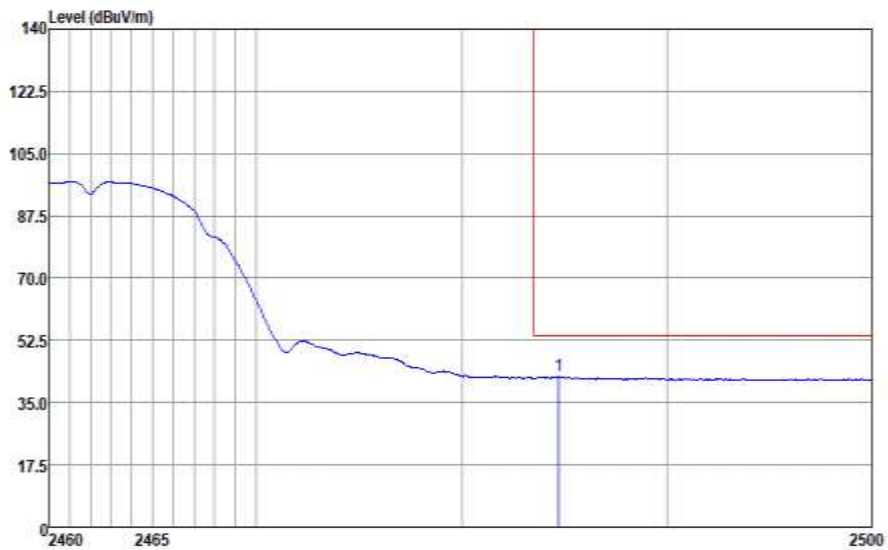
Freq	Level	Over Limit	Limit Line	ReadAntenna Level	Antenna Factor	Cable Loss	Preamp Factor	Remark
MHz	dBuV/m	dB	dBuV/m	dBuV	dB/m	dB	dB	
pp 2483.64	42.42	-11.58	54.00	36.65	31.86	6.91	33.00	Average



1.3.1.3 Channel 11 @Ant 1



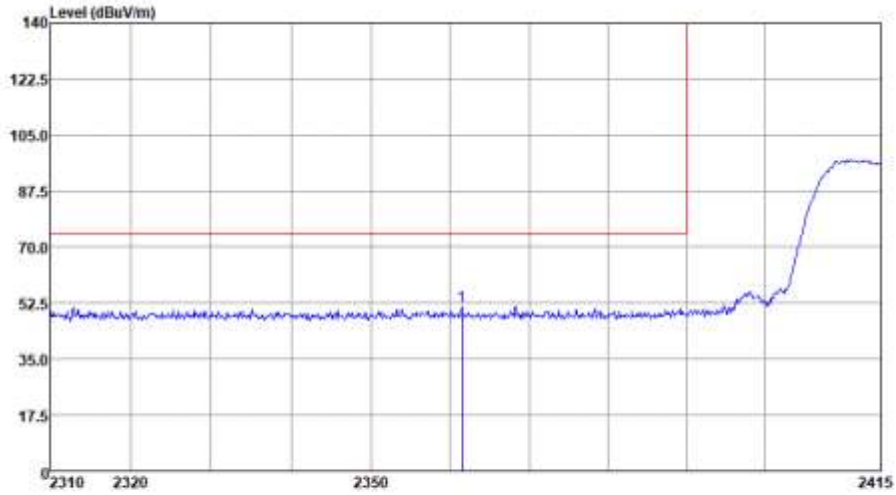
Over	Limit	ReadAntenna	Cable	Preamp					
Freq	Level	Limit	Line	Level	Factor				
MHz	dBuV/m	dB	dBuV/m	dBuV	dB				
1 pp	2496.84	51.81	-22.19	74.00	45.97	31.93	6.91	33.00	Peak



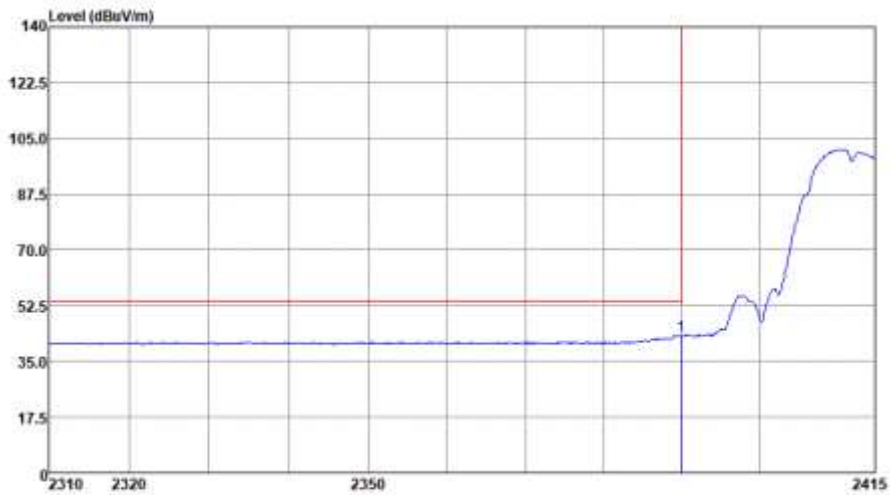
	Over	Limit	ReadAntenna	Cable	Preamp				
Freq	Level	Limit	Line	Level	Loss	Remark			
MHz	dBuV/m	dB	dBuV/m	dBuV	dB/m	dB	dB		
1 pp	2484.72	42.32	-11.68	54.00	36.55	31.86	6.91	33.00	Average



1.3.1.4 Channel 1 @Ant 2



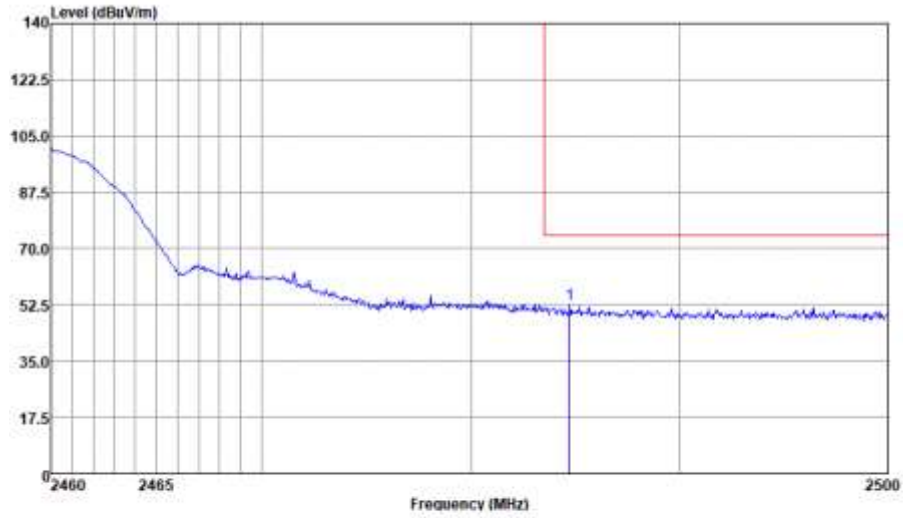
	Freq	Level	Over Limit	Limit Line	ReadAntenna Level	Antenna Factor	Cable Loss	Preamp Factor	Remark
	MHz	dBuV/m	dB	dBuV/m	dBuV	dB/m	dB	dB	
1 pp	2361.45	51.61	-22.39	74.00	46.34	31.54	6.73	33.00	Peak



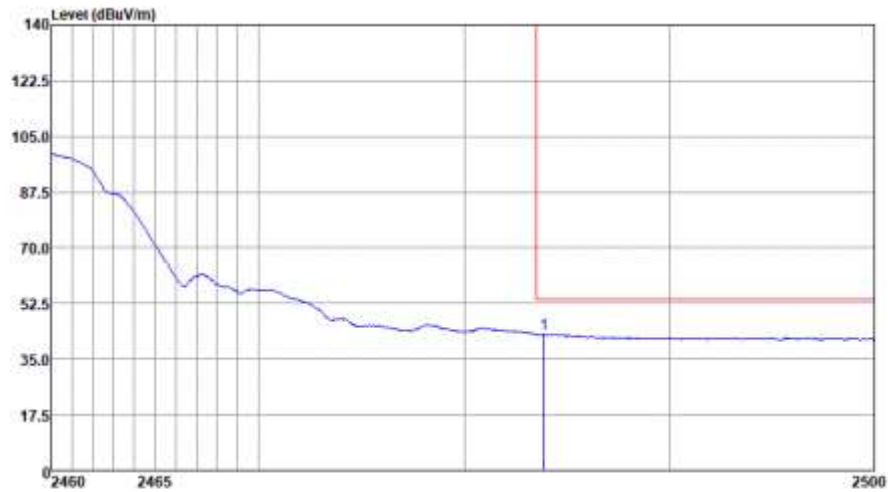
	Freq	Level	Over Limit	Limit Line	ReadAntenna Level	Antenna Factor	Cable Loss	Preamp Factor	Remark
	MHz	dBuV/m	dB	dBuV/m	dBuV	dB/m	dB	dB	
1 pp	2390.00	43.04	-10.96	54.00	37.73	31.50	6.81	33.00	Average



1.3.1.5 Channel 10@Ant 2



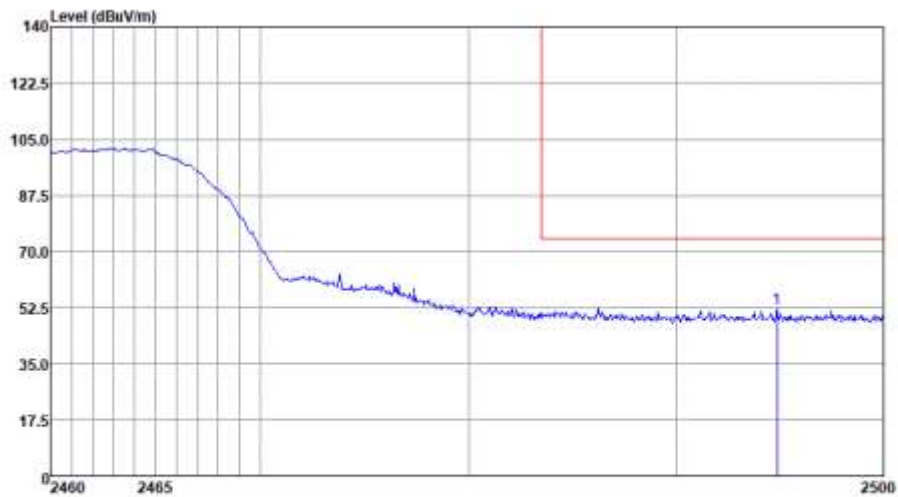
	Freq	Level	Over	Limit	ReadAntenna	Cable	Preamp			
	MHz	dBuV/m	Limit	Line	Level	Loss	Loss	Remark		
			dB	dBuV/m	dBuV	Factor	Factor			
					dB/m	dB	dB			
1	pp	2484.72	52.45	-21.55	74.00	46.68	31.86	6.91	33.00	Peak



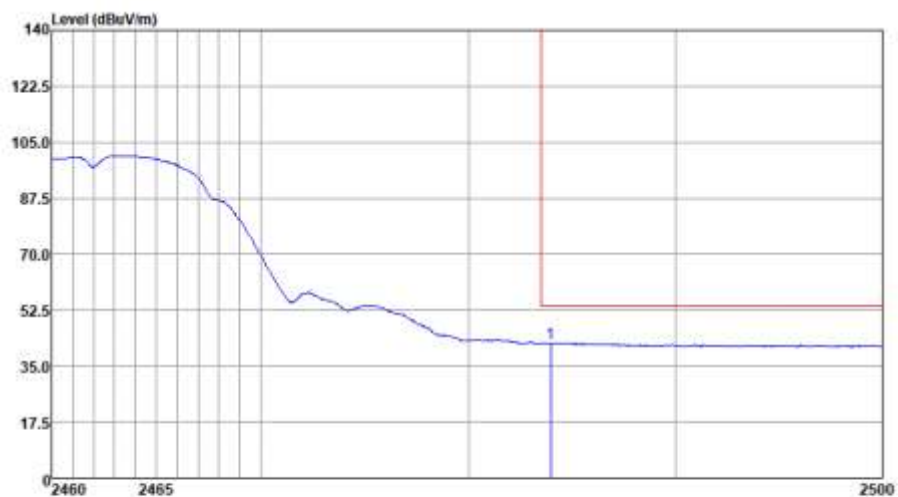
	Freq	Level	Over	Limit	ReadAntenna	Cable	Preamp			
	MHz	dBuV/m	Limit	Line	Level	Loss	Loss	Remark		
			dB	dBuV/m	dBuV	Factor	Factor			
					dB/m	dB	dB			
1	pp	2483.88	42.75	-11.25	54.00	36.98	31.86	6.91	33.00	Average



1.3.1.6 Channel 11@Ant 2



Freq	Level	Over Limit	Limit Line	ReadAntenna Level	Antenna Factor	Cable Loss	Preamp Loss	Remark
MHz	dBuV/m	dB	dBuV/m	dBuV	dB/m	dB	dB	
1 pp 2494.84	52.16	-21.84	74.00	46.32	31.93	6.91	33.00	Peak



Freq	Level	Over Limit	Limit Line	ReadAntenna Level	Antenna Factor	Cable Loss	Preamp Loss	Remark
MHz	dBuV/m	dB	dBuV/m	dBuV	dB/m	dB	dB	
1 pp 2483.96	42.30	-11.70	54.00	36.53	31.86	6.91	33.00	Average



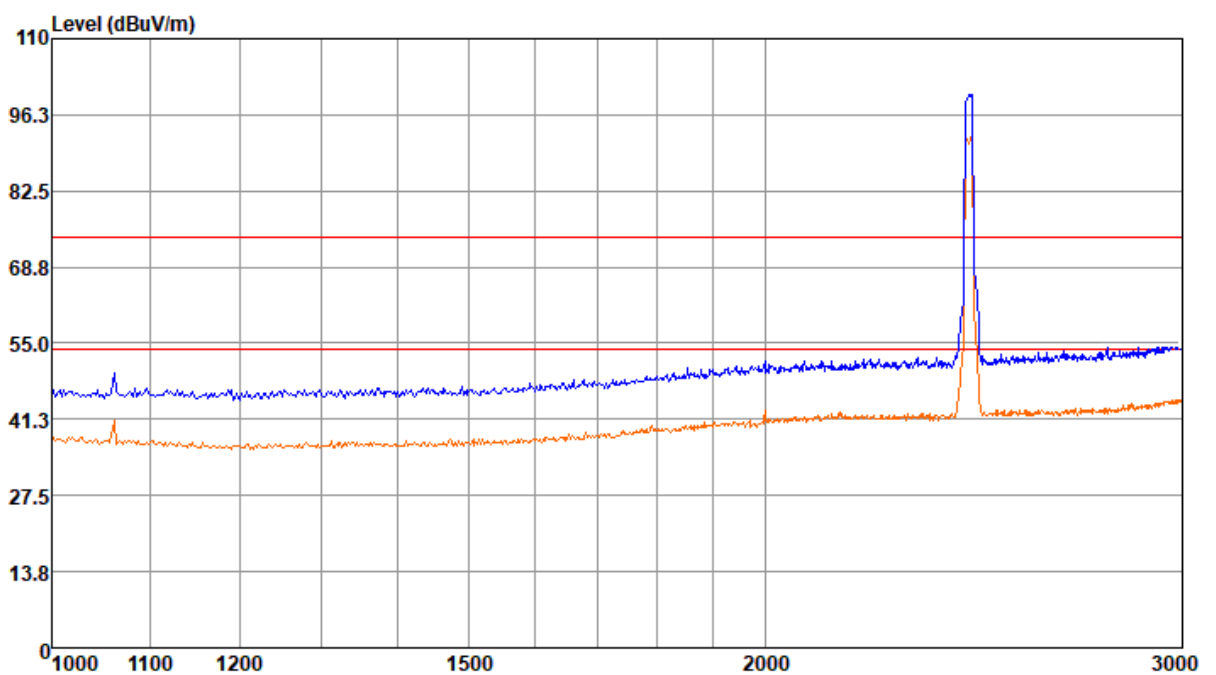
Note:

1, Level = Reading level by receiver + Transd (Antenna factor + cable loss – preamplifier gain)

The reading level is calculated by software which is not shown in the sheet.

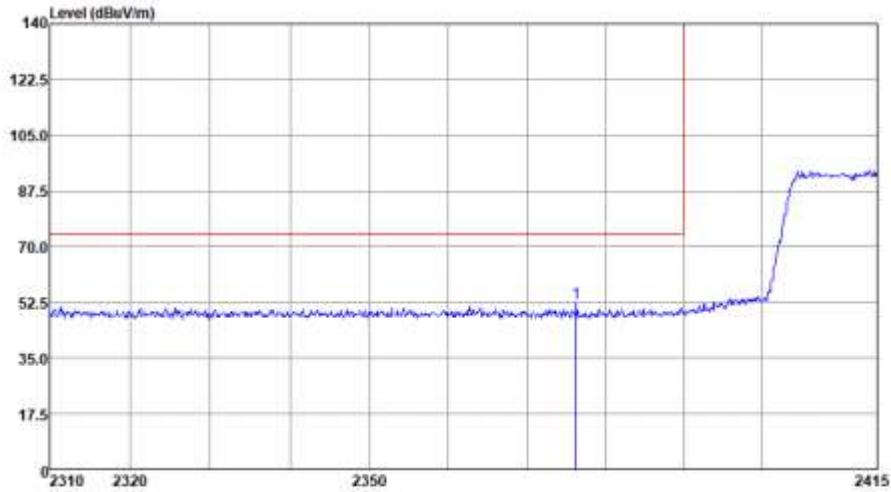
2, Over limit = Level – Limit Line

1.3.2 Test Mode: 11G

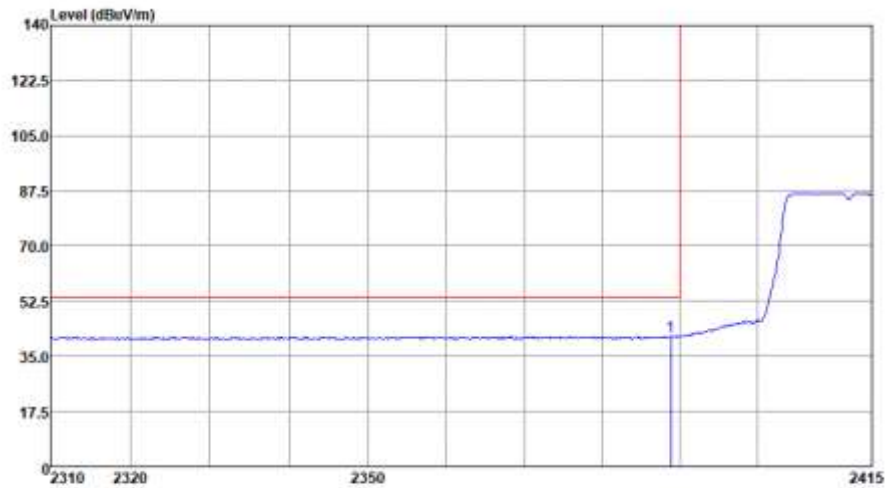




1.3.2.1 Channel 1 @Ant 1



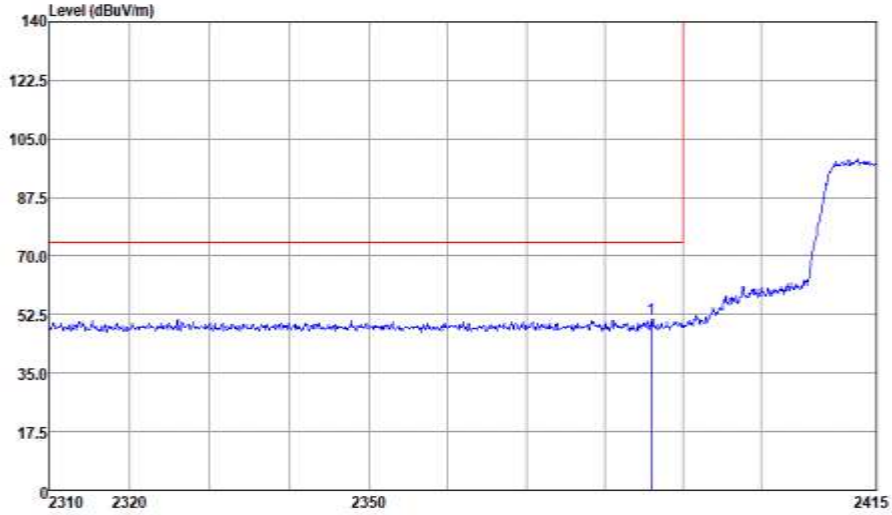
	Over	Limit	ReadAntenna	Cable	Preamp		
Freq	Level	Limit	Level	Loss	Loss	Remark	
MHz	dBuV/m	dB	dBuV/m	dBuV	dB/m	dB	dB
1 pp 2376.26	52.43	-21.57	74.00	47.18	31.52	6.73	33.00 Peak



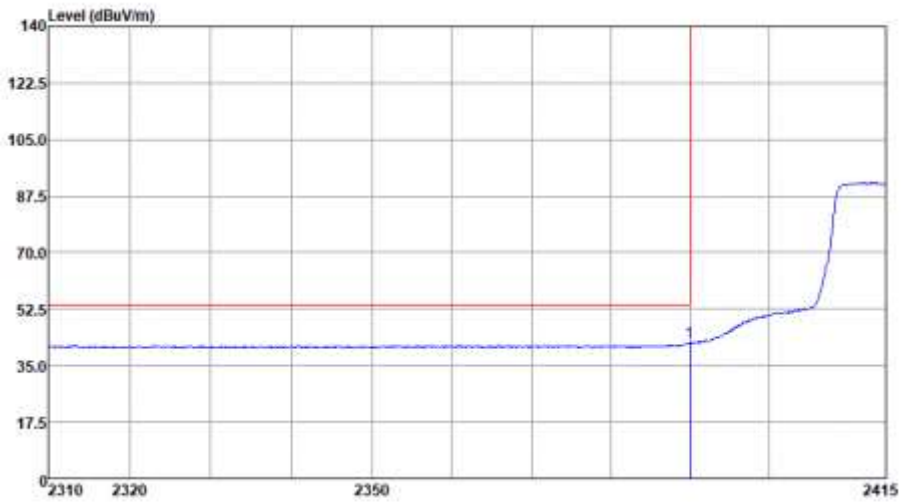
	Over	Limit	ReadAntenna	Cable	Preamp		
Freq	Level	Limit	Level	Loss	Loss	Remark	
MHz	dBuV/m	dB	dBuV/m	dBuV	dB/m	dB	dB
1 pp 2388.86	41.41	-12.59	54.00	36.10	31.50	6.81	33.00 Average



1.3.2.2 Channel 2 @Ant 1



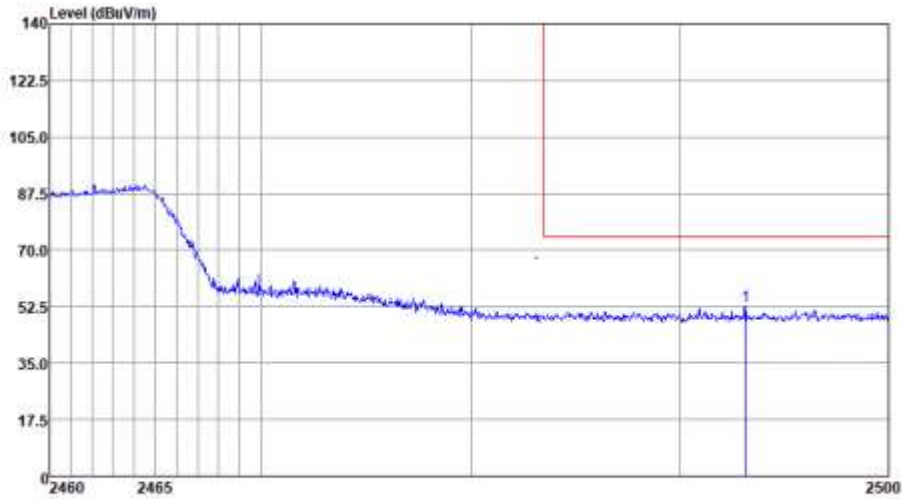
Freq	Level	Over Limit	Limit	ReadAntenna	Cable	Preamp	Remark
MHz	dBuV/m	dB	dBuV/m	dBuV	dB/m	dB	dB
1 pp 2386.02	51.26	-22.74	74.00	45.95	31.50	6.81	33.00 Peak



Freq	Level	Over Limit	Limit	ReadAntenna	Cable	Preamp	Remark
MHz	dBuV/m	dB	dBuV/m	dBuV	dB/m	dB	dB
1 pp 2390.00	42.24	-11.76	54.00	36.93	31.50	6.81	33.00 Average



1.3.2.3 Channel10@Ant 1



	Freq	Level	Over Limit	limit Line	ReadAntenna Level	Antenna Factor	Cable Loss	Preamp Factor	Remark
	MHz	dBuV/m	dB	dBuV/m	dBuV	dB/m	dB	dB	
1	pp	2493.12	52.69	-21.31	74.00	46.85	31.93	6.91	33.00 Peak