

CETECOM ICT Services GmbH

Radio Satellite Communication

Untertürkheimer Straße 6-10 . D-66117 Saarbrücken

Telefon: +49 (0)681 598-9100

Telefax: -9075

RSC11

Issued test report consists of 18 pages

Page 1 (18)

Recognized by the
Federal Communications Commission
Anechoic chamber registration no.: 90462 (FCC)
Anechoic chamber registration no.: 3463 (IC)
TCB ID: DE 0001



Accredited by the
German Accreditation Council
DAR-Registration Number

TTI-P-G 166/98

Independent ETSI
compliance test house



Accredited Bluetooth™ Test Facility (BQTF)

Test report no.: 2-3570-01-02/04**FCC Part 24/15****XT55****FCC ID: QIPXT55****IC: 267W-XT55**

CETECOM – ICT Services GmbH

Untertürkheimerstr. 6-10

66117 Saarbrücken, Germany

Telephone: + 49 (0) 681 / 598-0

Fax: + 49 (0) 681 / 598-9075

Table of Contents

1 General information

- 1.1 Notes**
- 1.2 Testing laboratory**
- 1.3 Details of applicant**
- 1.4 Application details**
- 1.5 Test item**
- 1.6 Test standards**

2 Technical test

- 2.1 Summary of test results**
- 2.2 Test report**

1 General information

1.1 Notes

The test results of this test report relate exclusively to the test item specified in 1.5. The CETECOM ICT Services GmbH does not assume responsibility for any conclusions and generalizations drawn from the test results with regard to other specimens or samples of the type of the equipment represented by the test item. The test report may only be reproduced or published in full. Reproduction or publication of extracts from the report requires the prior written approval of the CETECOM ICT Services GmbH.

1.2 Testing laboratory

CETECOM ICT Services GmbH
Untertürkheimer Straße 6 - 10
66117 Saarbrücken
Germany
Telefon : + 49 681 598 - 9100
Telefax : + 49 681 598 - 9075
E-mail : info@ict.cetecom.de
Internet : www.cetecom-ict.de

Accredited testing laboratory

The test laboratory (area of testing) is accredited according to DIN EN ISO/IEC 17025.

DAR registration number: TTI-P-G-081/94-D0

Listed by: Federal Communications Commission (FCC)

Identification/Registration No : 90462

Accredited Bluetooth™ Test Facility (BQTF)

BLUETOOTH™ is a trademark owned by Bluetooth SIG, Inc. and licensed to CETECOM

1.3 Details of applicant

Name : Siemens AG
Street : Siemensdamm 50
City : D-13629 Berlin
Country : Germany
Telephone : +49 (0)30 386-0
Telefax : +49 (0)30 386-366-56
Contact : Mr. Hussein Halawi
Telephone : +49 (0)30 386-302-11
e-mail : hussein.halawi@siemens.com

1.4 Application details

Date of receipt of application : 2004-03-18

Date of receipt of test item : 2004-03-18

Date of test : 2004-03-18 to 2004-04-13

1.5 Test item

Type of equipment : GSM / PCS Module (900 / 1800 / 1900) with GPS Module
Type designation : XT55
Manufacturer : applicant
Street :
City :
Country :
Serial numbers : S30880-S8980-A100

Additional information: :

Frequency PCS : 1850.2 – 1909.8 MHz
Type of modulation : 300KGXW
Number of channels : 300 (PCS1900)
Antenna : Coax adapter for use with external antennas, here a standard car magnet antenna and an active GPS antenna.
Power supply : 3,8V DC via connector

Output power GSM 1900 : n.a.
Type of equipment : Temperature range : -30°C - +60°C
FCC – ID : QIPXT55
IC : 267W-XT55
Hardware : B2.3
Software : 038 Rev. 01.05

**1.6 Test standards: FCC Part 24
FCC Part 15**

2 Technical test

Remarks:

The product XT55 was tested formerly without GPS-receiver. See test report 2-3450-01-01/03. The measurement was performed to show compliance to the rules together with the RX.

Test setup : The sample was tested in a special test board to bring power to the card and connect RF over a special coax connector to a standard coax adapter.
For radiated measurements we used a standard magnetic dual band mobile antenna mounted on a metal plate to get comparative results and an active GPS patch antenna.

No deviations from the technical specification(s) were ascertained in the course of the tests performed.

FINAL VERDICT: PASS

Technical responsibility for area of testing :

2004-04-15	RSC 8414	Ames H.	
Date	Section	Name	Signature

Technical responsibility for area of testing :

2004-04-15	RSC8412	Hausknecht D.	
Date	Section	Name	Signature

2.2 Test report

TEST REPORT

Test report no. : 2-3570-01-02/04

TEST REPORT REFERENCE

LIST OF MEASUREMENTS

PARAMETER TO BE MEASURED

PAGE

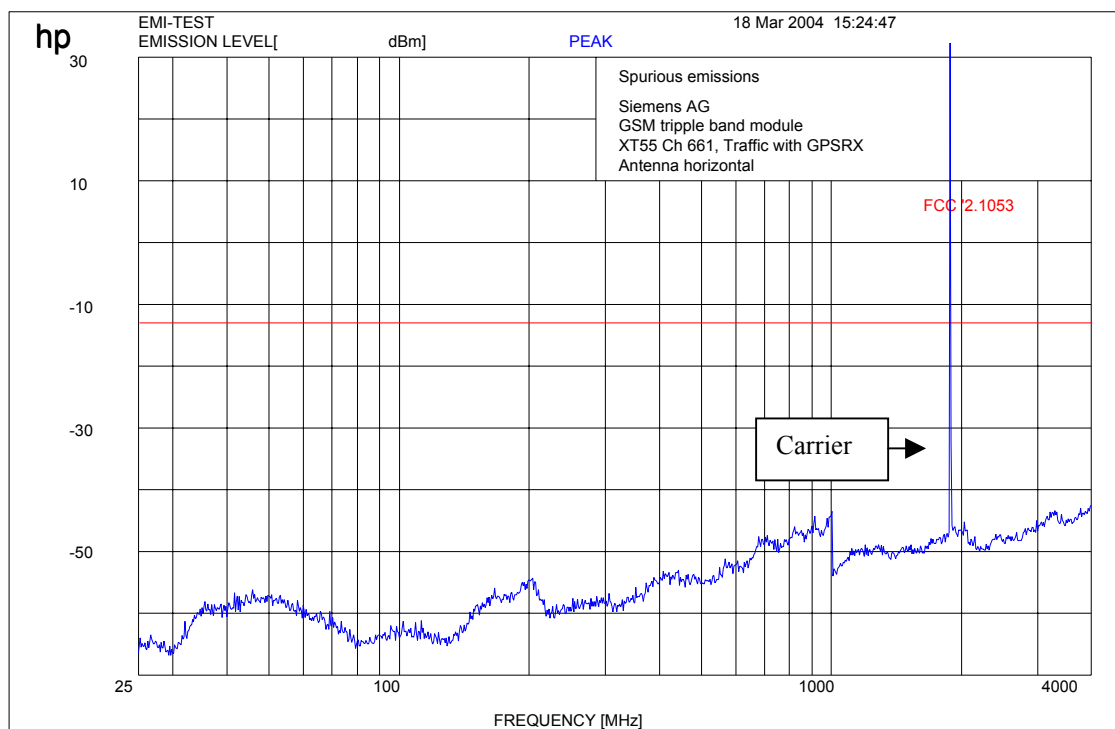
Part PCS 1900

EMISSIONS LIMITS	SUBCLAUSE §24.238	8
RECEIVER SPURIOUS RADIATION	§ 15.109	11
TEST EQUIPMENT AND ANCILLARIES USED FOR TESTS		14

EMISSIONS LIMITS

SUBCLAUSE §24.238

Channel 661 (up to 4 GHz)



$f < 1 \text{ GHz}$: RBW/VBW: 100 kHz

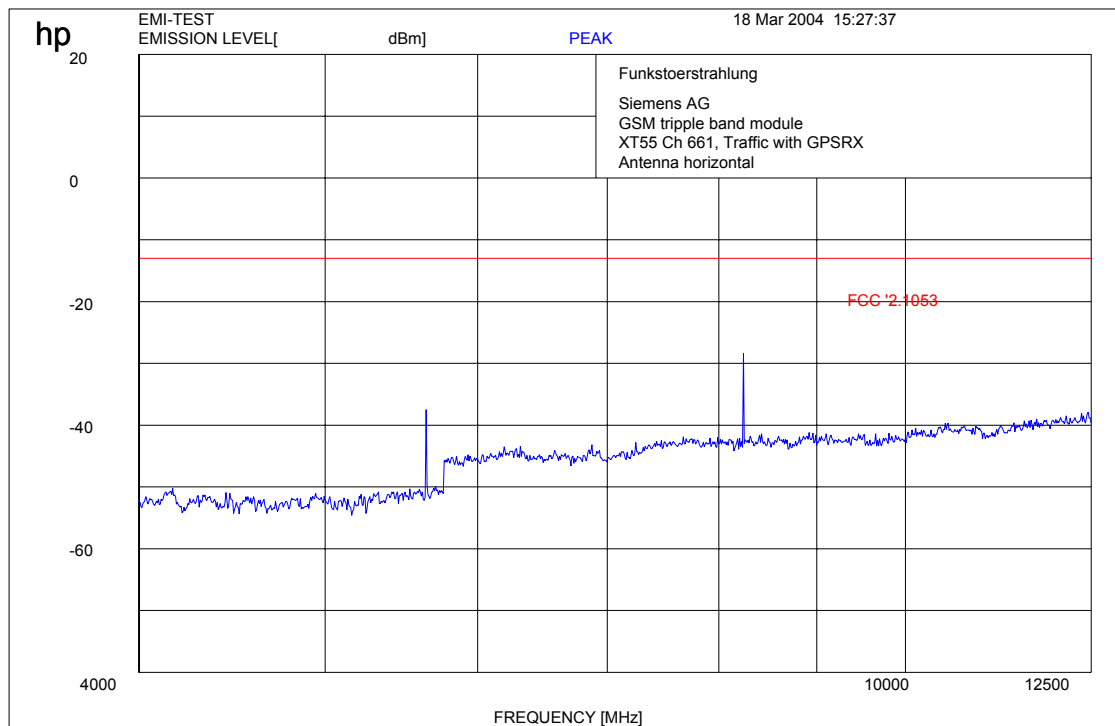
$f \geq 1 \text{ GHz}$: RBW / VBW 1 MHz

REFERENCE NUMBER(S) OF TEST EQUIPMENT USED

(for reference numbers see test equipment listing)

17 – 24, 64

Channel 661 (up to 12 GHz)



$f < 1 \text{ GHz}$: RBW/VBW: 100 kHz

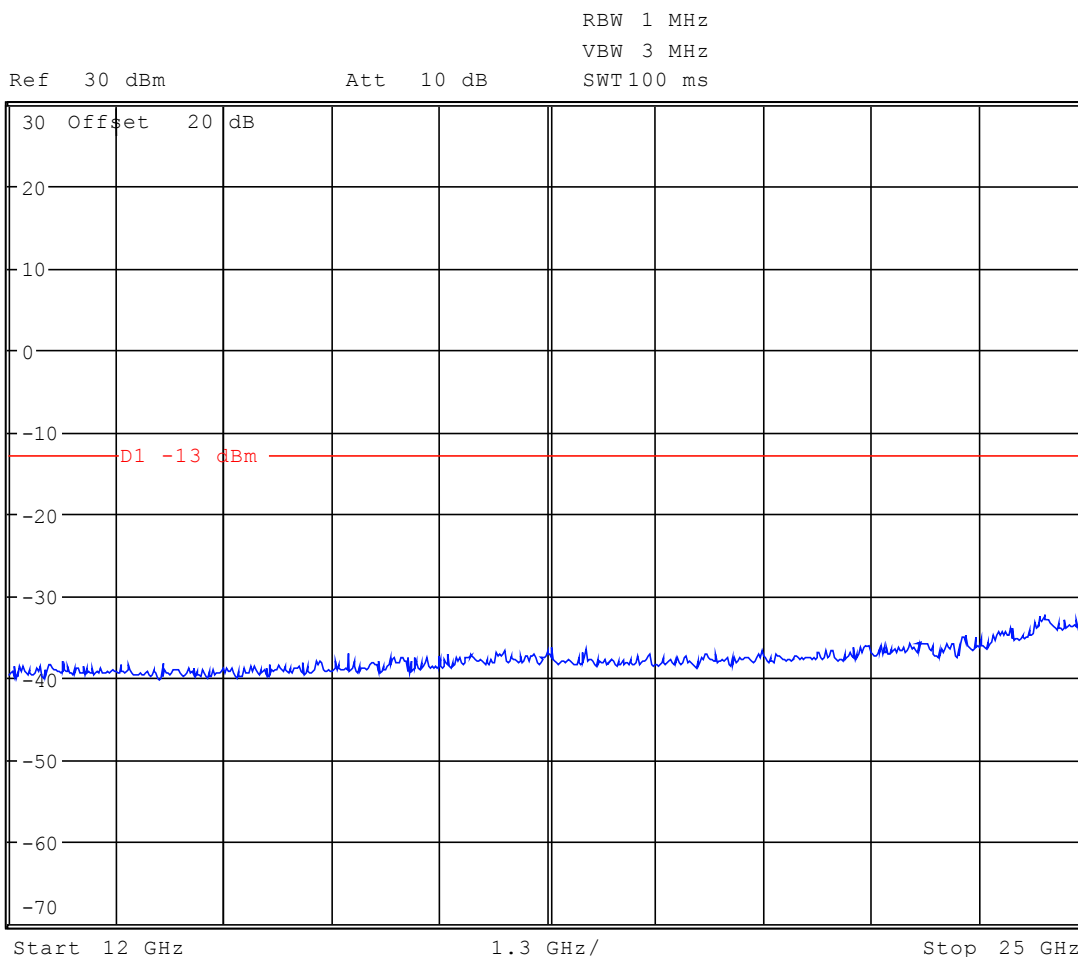
$f \geq 1 \text{ GHz}$: RBW / VBW 1 MHz

REFERENCE NUMBER(S) OF TEST EQUIPMENT USED

(for reference numbers see test equipment listing)

17 – 24, 64

Channel 661 :- 25 GHz



For this measurement we used a special wideband horn antenna and a low noise preamp.

REFERENCE NUMBER(S) OF TEST EQUIPMENT USED

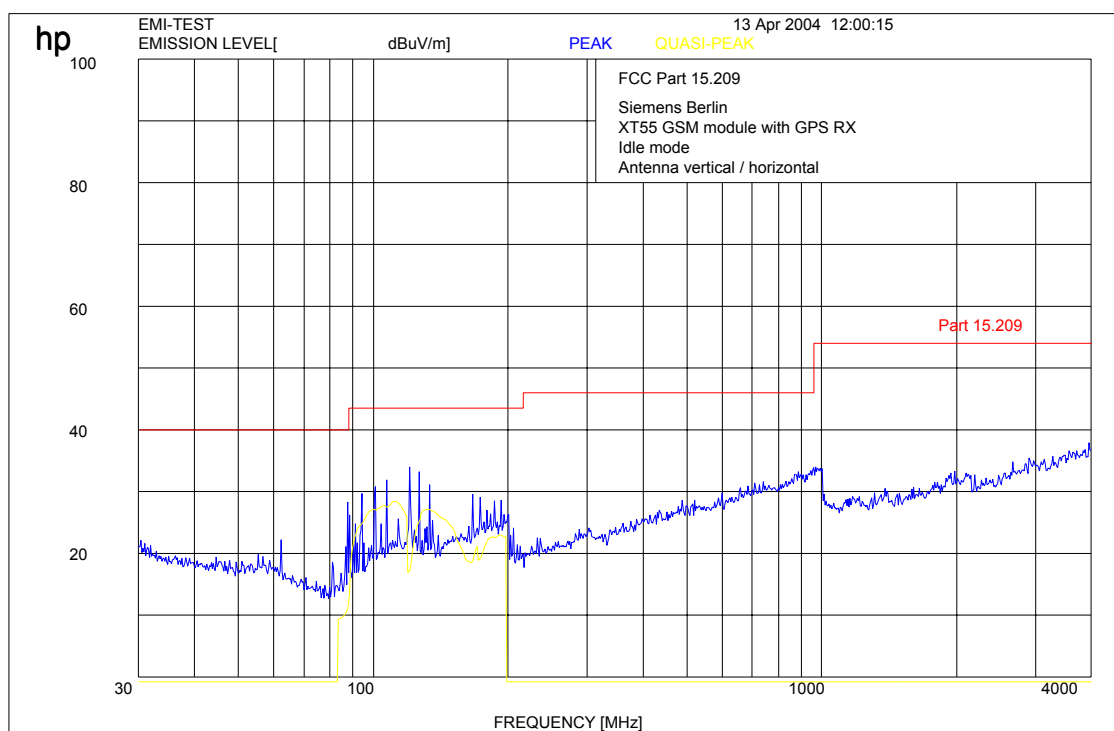
(for reference numbers see test equipment listing)

17 – 24, 64

RECEIVER SPURIOUS RADIATION

§ 15.109

Idle-Mode (up to 4 GHz)



$f < 1 \text{ GHz} : \text{RBW/VBW: } 100 \text{ kHz}$

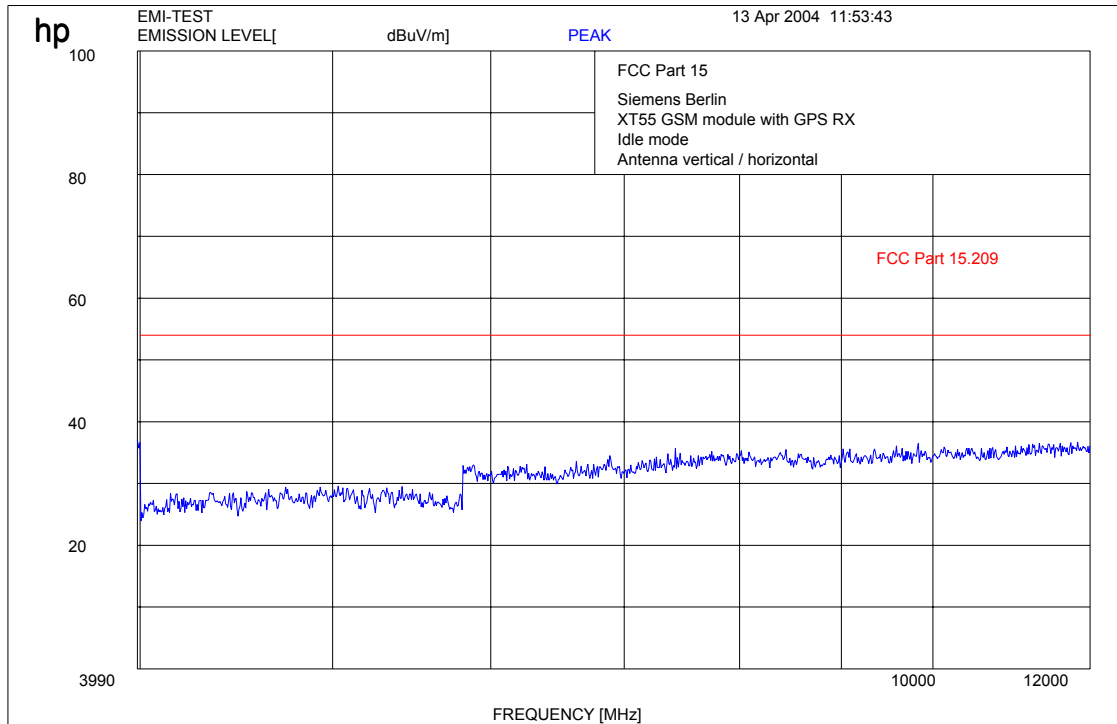
$f \geq 1 \text{ GHz} : \text{RBW/VBW } 1 \text{ MHz}$

REFERENCE NUMBER(S) OF TEST EQUIPMENT USED

(for reference numbers see test equipment listing)

17 – 24, 64

Idle-Mode (this is valid up to 12 GHz)



$f < 1 \text{ GHz}$: RBW/VBW: 100 kHz

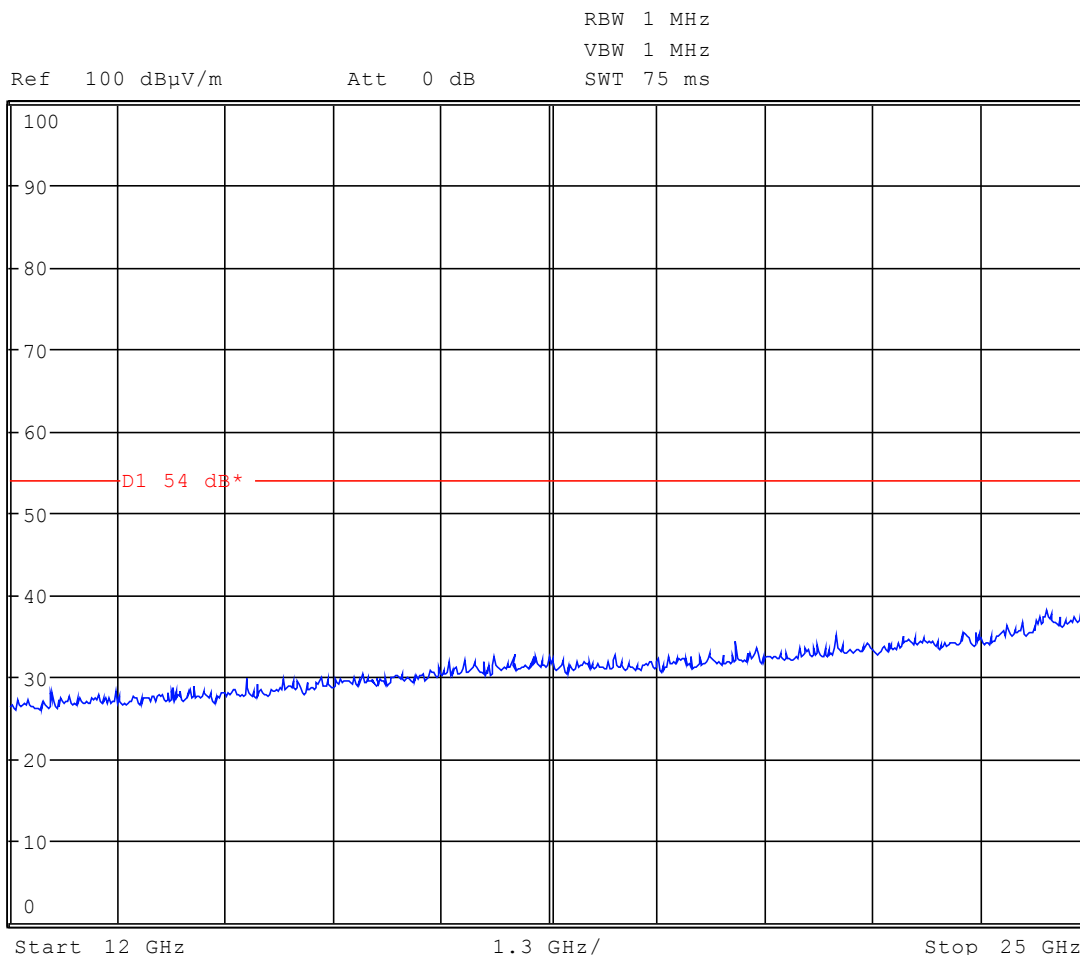
$f \geq 1 \text{ GHz}$: RBW/VBW 1 MHz

REFERENCE NUMBER(S) OF TEST EQUIPMENT USED

(for reference numbers see test equipment listing)

17 – 24, 64

Idle-Mode (this is valid up to 25 GHz)



For this measurement we used a special wideband horn antenna and a low noise preamp.

REFERENCE NUMBER(S) OF TEST EQUIPMENT USED

(for reference numbers see test equipment listing)

17 – 24, 64

TEST EQUIPMENT AND ANCILLARIES USED FOR TESTS

To simplify the identification on each page of the test equipment used, on each page of the test report, each item of test equipment and ancillaries such as cables are identified (numbered) by the Test Laboratory, below.

No	Instrument/Ancillary	Type	Manufacturer	Serial No.
01	Spectrum Analyzer	8566 A	Hewlett-Packard	1925A00257
02	Analyzer Display	8566 A	Hewlett-Packard	1925A00860
03	Oscilloscope	7633	Tektronix	230054
04	Radio Communication Analyzer	CMTA 54	Rohde & Schwarz	894 043/010
05	System Power Supply	6038 A	Hewlett-Packard	2848A07027
06	Signal Generator	8111 A	Hewlett-Packard	2215G00867
07	Signal Generator	8662 A	Hewlett-Packard	2224A01012
08	Function Generator	AFGU	Rohde & Schwarz	862 480/032
09	Regulating Transformer	MPL	Erfi	91350
10	LISN	NNLA 8120	Schwarzbeck	8120331
11	Relay-Matrix	PSU	Rohde & Schwarz	893 285/020
12	Power-Meter	436 A	Hewlett-Packard	2101A12378
13	Power-Sensor	8484 A	Hewlett-Packard	2237A10156
14	Power-Sensor	8482 A	Hewlett-Packard	2237A00616
15	Modulation Meter	9008	Racal-Dana	2647
16	Frequency Counter	5340 A	Hewlett-Packard	1532A03899
17	Anechoic Chamber	---	MWB	87400/002
18	Spectrum Analyzer	85660 B	Hewlett-Packard	2747A05306
19	Analyzer Display	85662 A	Hewlett-Packard	2816A16541
20	Quasi Peak Adapter	85650 A	Hewlett-Packard	2811A01131
21	RF-Preselector	85685 A	Hewlett-Packard	2833A00768
22	Biconical Antenna	3104	Emco	3758
23	Log. Per. Antenna	3146	Emco	2130
24	Double Ridged Horn	3115	Emco	3088
25	EMI-Testreceiver	ESAI	Rohde & Schwarz	863 180/013
26	EMI-Analyzer-Display	ESAI-D	Rohde & Schwarz	862 771/008
27	Biconical Antenna	HK 116	Rohde & Schwarz	888 945/013
28	Log. Per. Antenna	HL 223	Rohde & Schwarz	825 584/002
29	Relay-Switch-Unit	RSU	Rohde & Schwarz	375 339/002
30	Highpass	HM985955	FSY Microwave	001
31	Amplifier	P42-GA29	Tron-Tech	B 23602
32	Anechoic Chamber		Frankonia	
33	Control Computer	PSM 7	Rohde & Schwarz	834 621/004
34	EMI Test Receiver	ESMI	Rohde & Schwarz	827 063/010
35	EMI Test Receiver	Display	Rohde & Schwarz	829 808/010

TEST EQUIPMENT AND ANCILLARIES USED FOR TESTS

To simplify the identification on each page of the test equipment used, on each page of the test report, each item of test equipment and ancillaries such as cables are identified (numbered) by the Test Laboratory, below.

No	Instrument/Ancillary	Type	Manufacturer	Serial No.
36	Control Computer	HD 100	Deisel	100/322/93
37	Relay Matrix	PSN	Rohde & Schwarz	829 065/003
38	Control Unit	GB 016 A2	Rohde & Schwarz	344 122/008
39	Relay Switch Unit	RSU	Rohde & Schwarz	316 790/001
40	Power Supply	6032A	Hewlett Packard	2846A04063
41	Spectrum Monitor	EZM	Rohde & Schwarz	883 720/006
42	Measuring Receiver	ESH 3	Rohde & Schwarz	890 174/002
43	Measuring Receiver	ESVP	Rohde & Schwarz	891 752/005
44	Bicon Ant. 20-300MHz	HK 116	Rohde & Schwarz	833 162/011
45	Logper Ant. 0.3-1 GHz	HL 223	Rohde & Schwarz	832 914/010
46	Amplifier 0.1-4 GHz	AFS4	Miteq Inc.	206461
47	Logper Ant. 1-18 GHz	HL 024 A2	Rohde & Schwarz	342 662/002
48	Polarisation Network	HL 024 Z1	Rohde & Schwarz	341 570/002
49	Double Ridged Horn Antenna 1-26.5 GHz	3115	EMCO	9107-3696
50	Microw. Sys. Amplifier 0.5- 26.5 GHz	8317A	Hewlett Packard	3123A00105
51	Audio Analyzer	UPD	Rohde & Schwarz	1030.7500.04
52	Controler	PSM 7	Rohde & Schwarz	883 086/026
53	DC V-Network	ESH3-Z6	Rohde & Schwarz	861 406/005
54	DC V-Network	ESH3-Z6	Rohde & Schwarz	893 689/012
55	AC 2 Phase V-Network	ESH3-Z5	Rohde & Schwarz	861 189/014
56	AC 2 Phase V-Network	ESH3-Z5	Rohde & Schwarz	894 981/019
57	AC-3 Phase V-Network	ESH2-Z5	Rohde & Schwarz	882 394/007
58	Power Supply	6032A	Rohde & Schwarz	2933A05441
59	RF-Test Receiver	ESVP.52	Rohde & Schwarz	881 487/021
60	Spectrum Monitor	EZM	Rohde & Schwarz	883 086/026
61	RF-Test Receiver	ESH3	Rohde & Schwarz	881 515/002
62	Relay Matrix	PSU	Rohde & Schwarz	882 943/029
63	Relay Matrix	PSU	Rohde & Schwarz	828 628/007
64	Spectrum Analyzer	FSIQ 26	Rohde & Schwarz	119.6001.27
65	Spectrum Analyzer	HP 8565E	Hewlett Packard	3473A00773
66				
67				
68				

Photographs of the equipment



Photographs of the equipment



Photographs of the equipment

