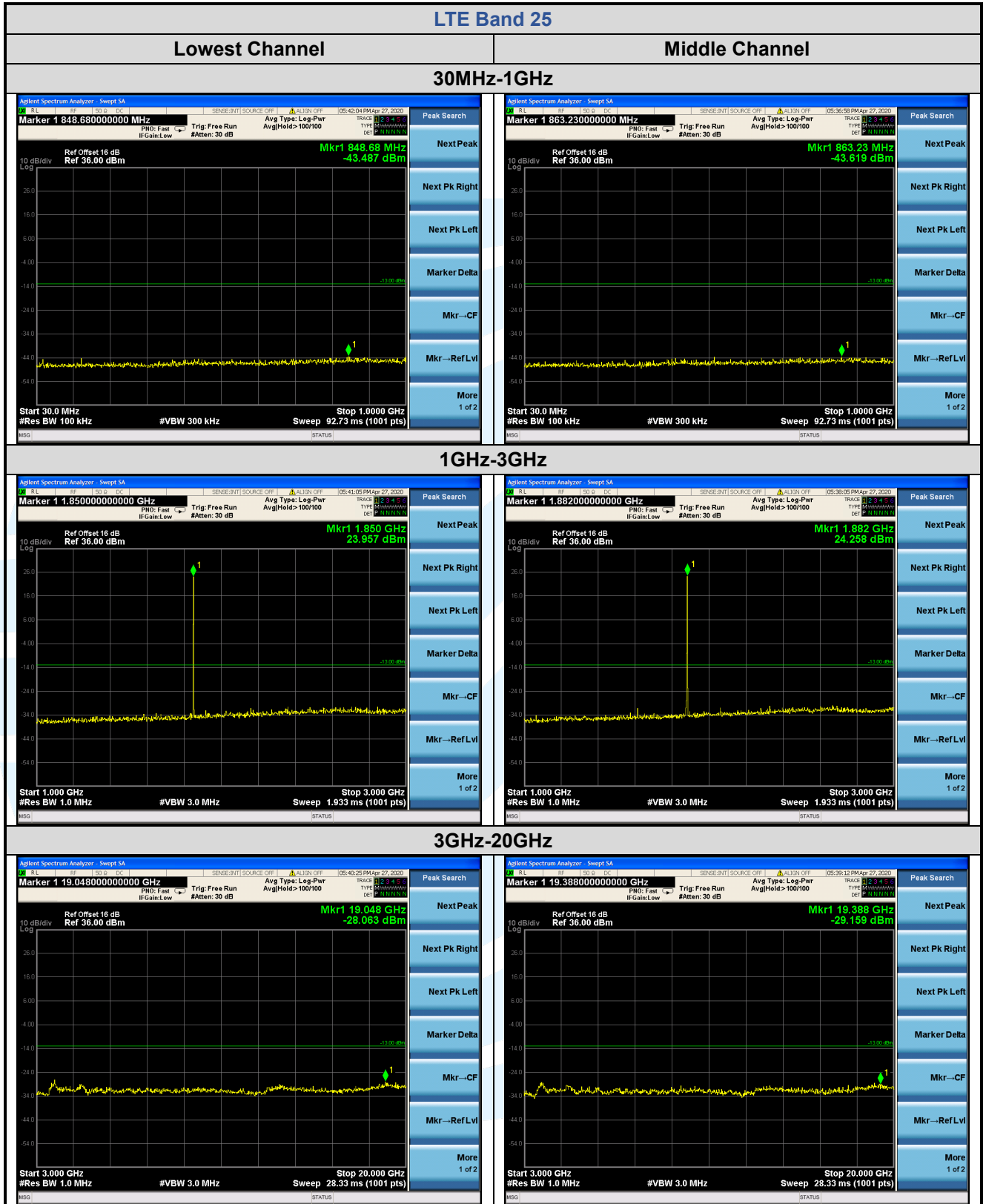
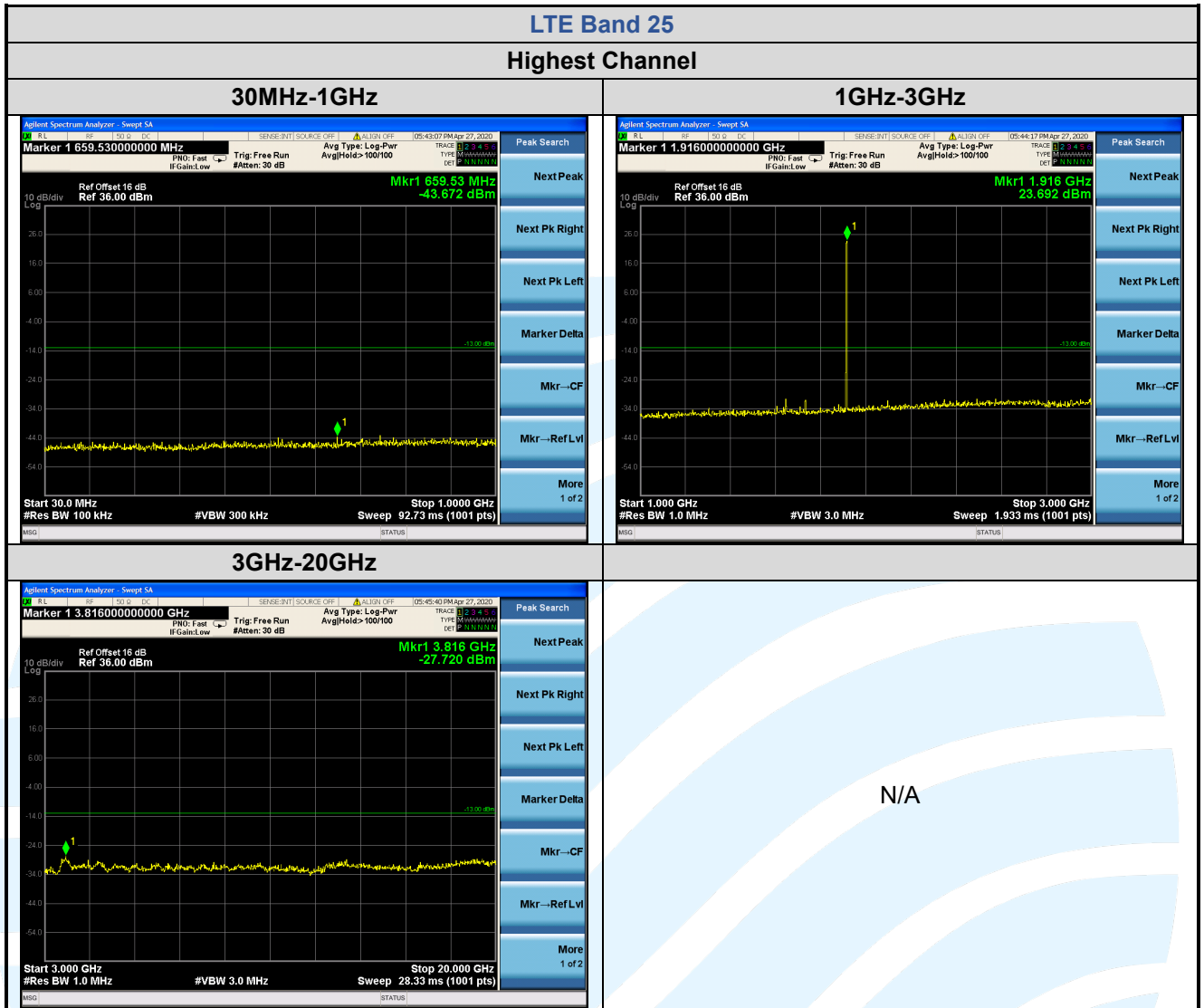
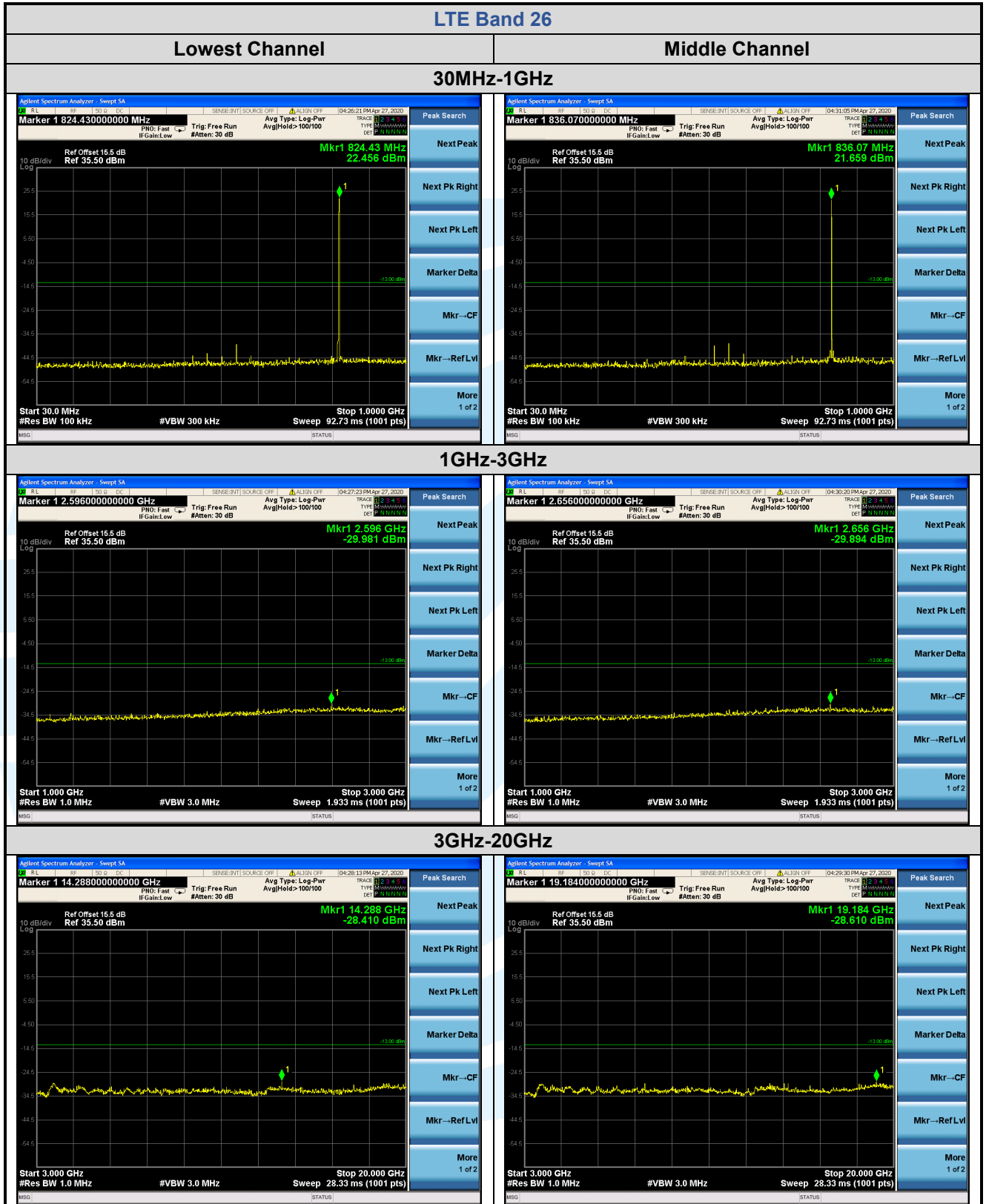


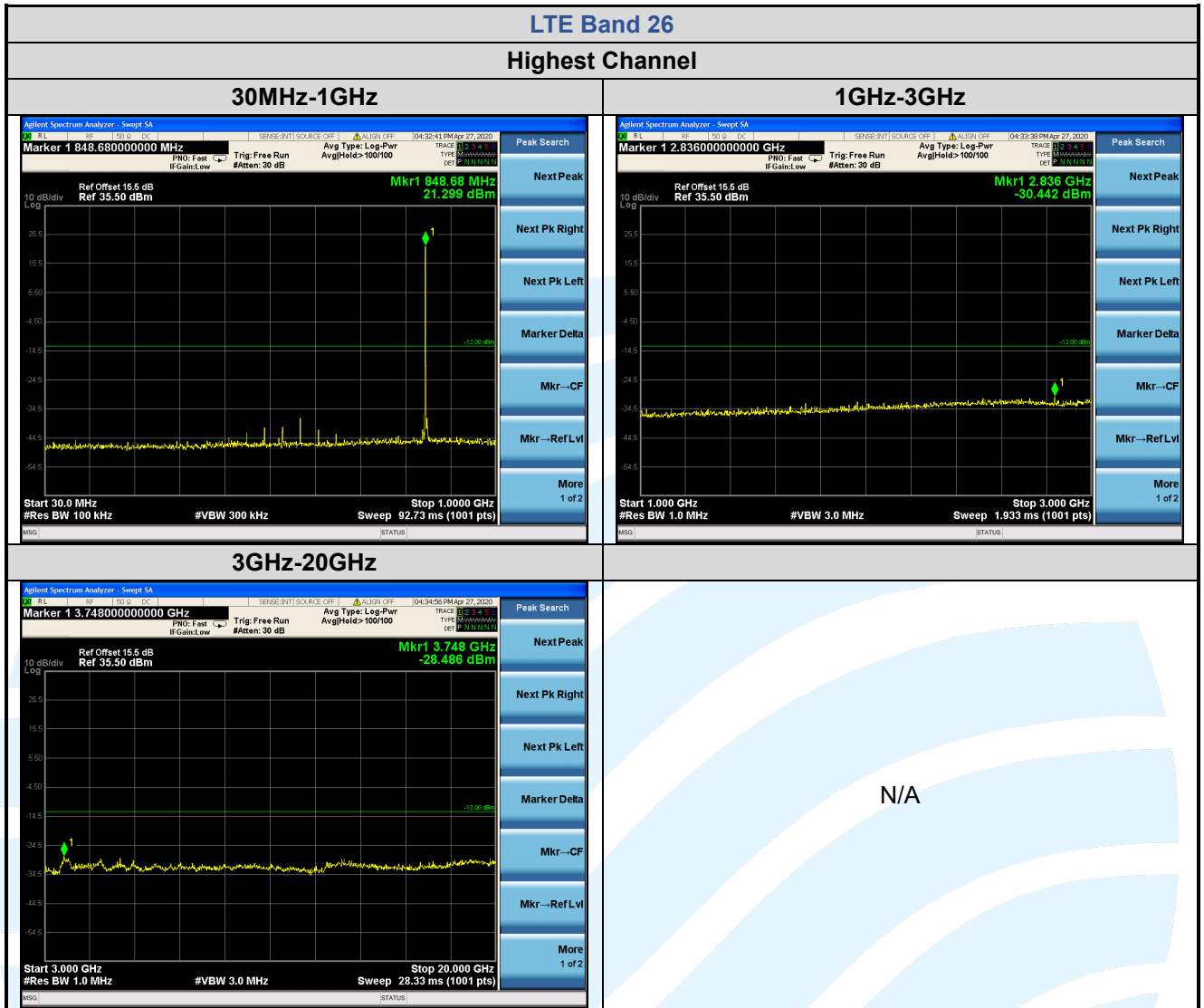
5.7.6 LTE Band 25



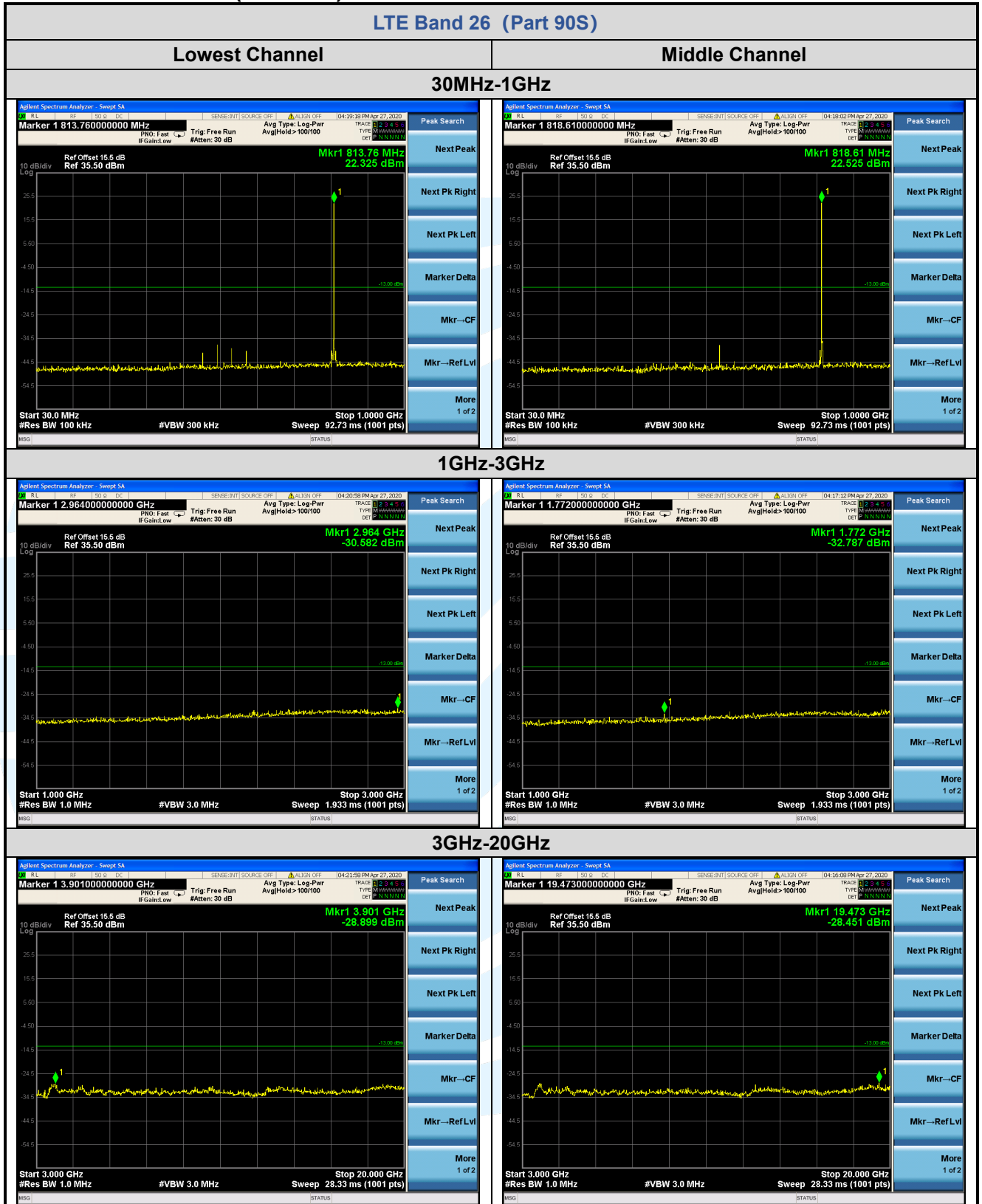


5.7.7 LTE Band 26





5.7.8 LTE Band 26 (Part 90S)



Shenzhen UnionTrust Quality and Technology Co., Ltd.

Address: 16/F, Block A, Building 6, Baoneng Science and Technology Park, Qingxiang Road No.1, Longhua New District, Shenzhen, China

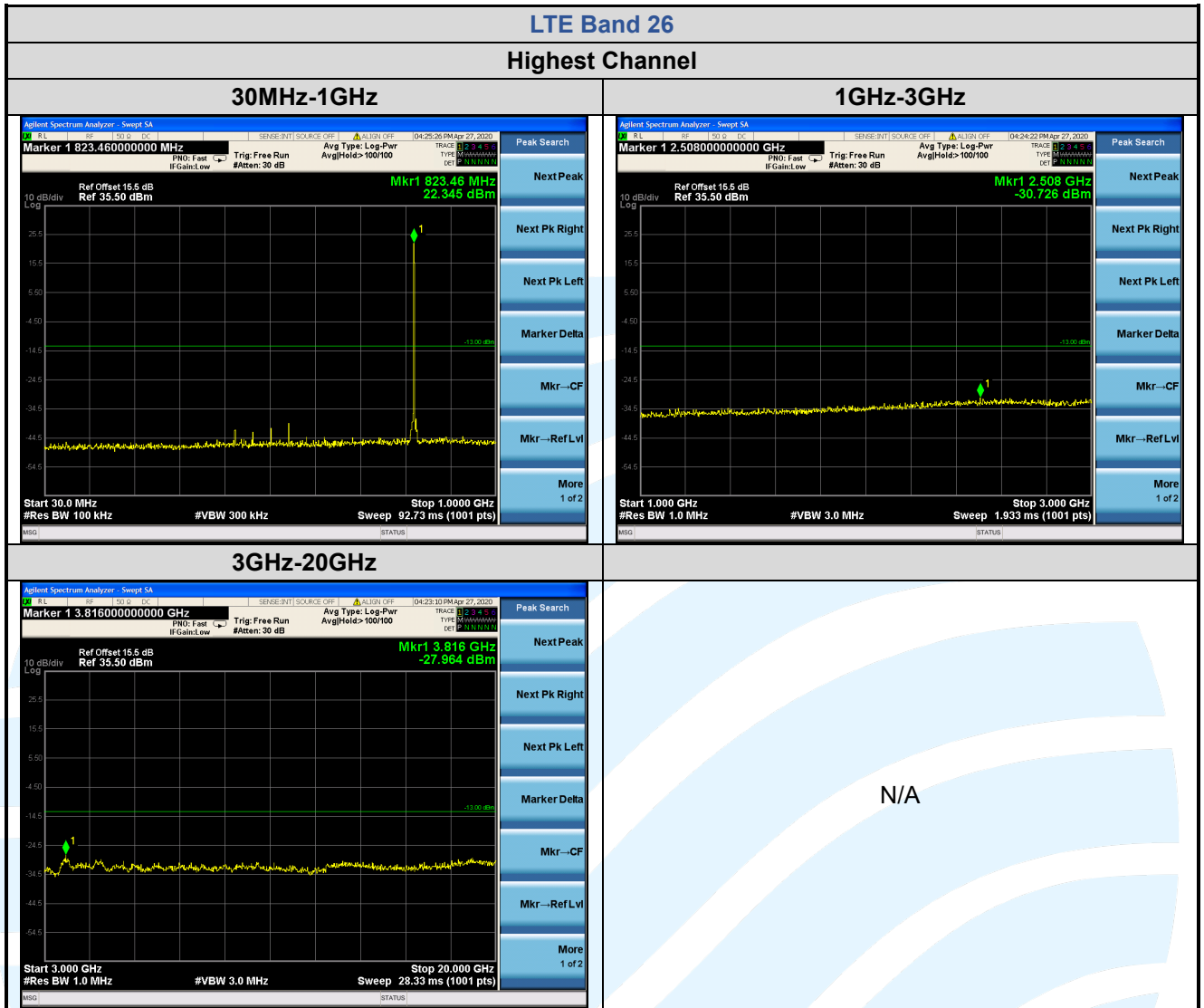
Tel: +86-755-28230888

Fax: +86-755-28230886

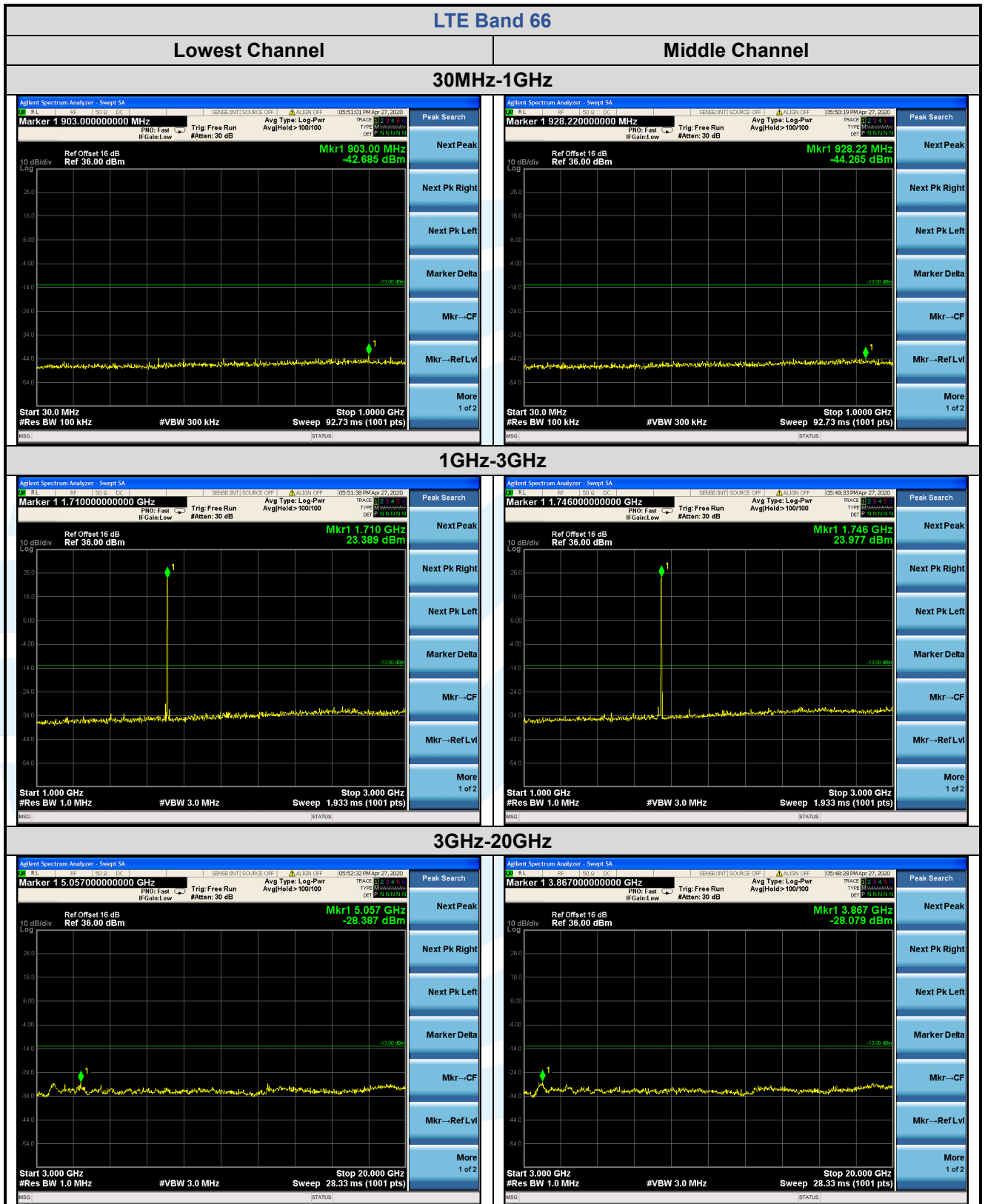
E-mail: info@uttlab.com

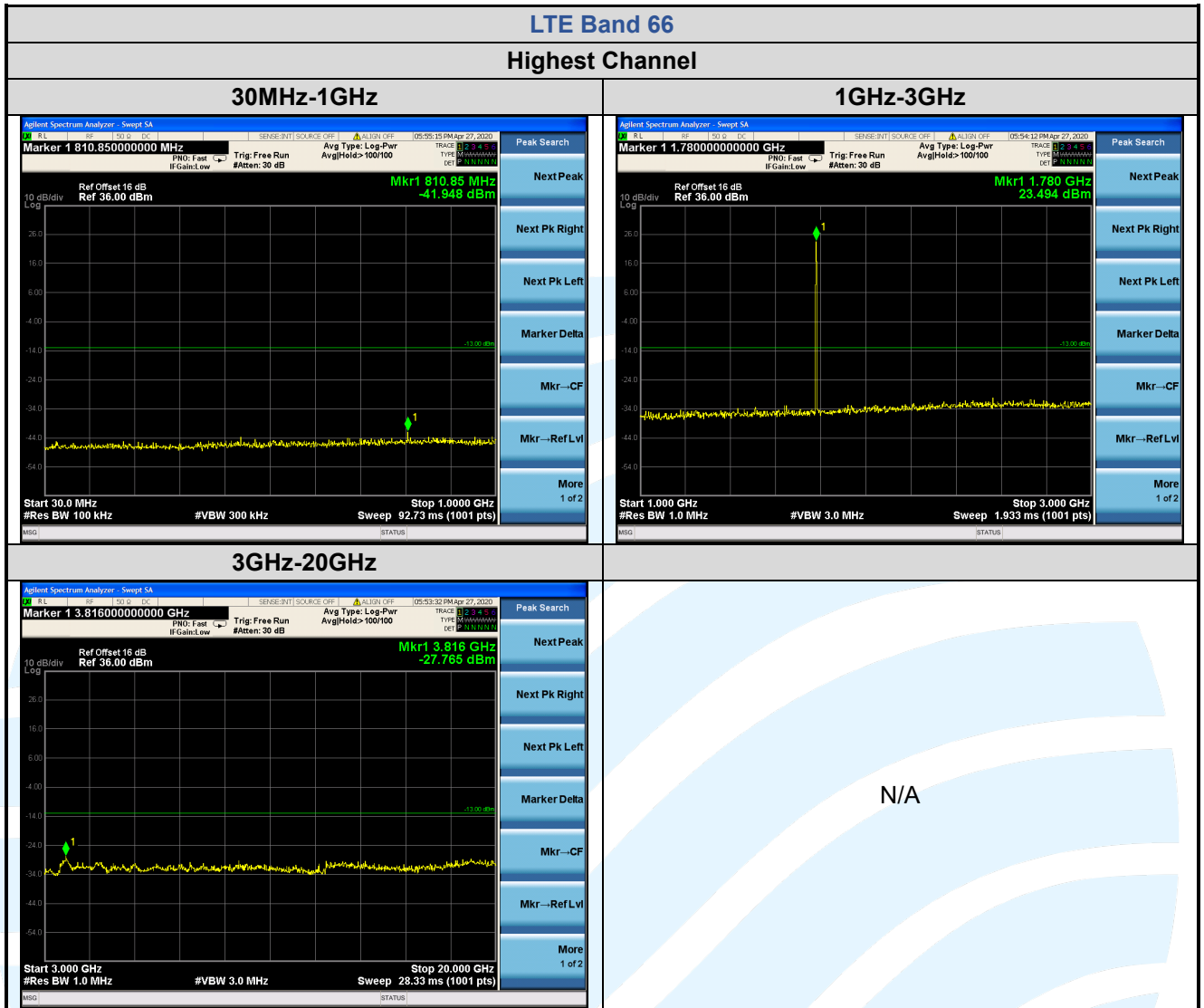
[Http://www.uttlab.com](http://www.uttlab.com)

UTTR-RF-RSS4G-V1.0

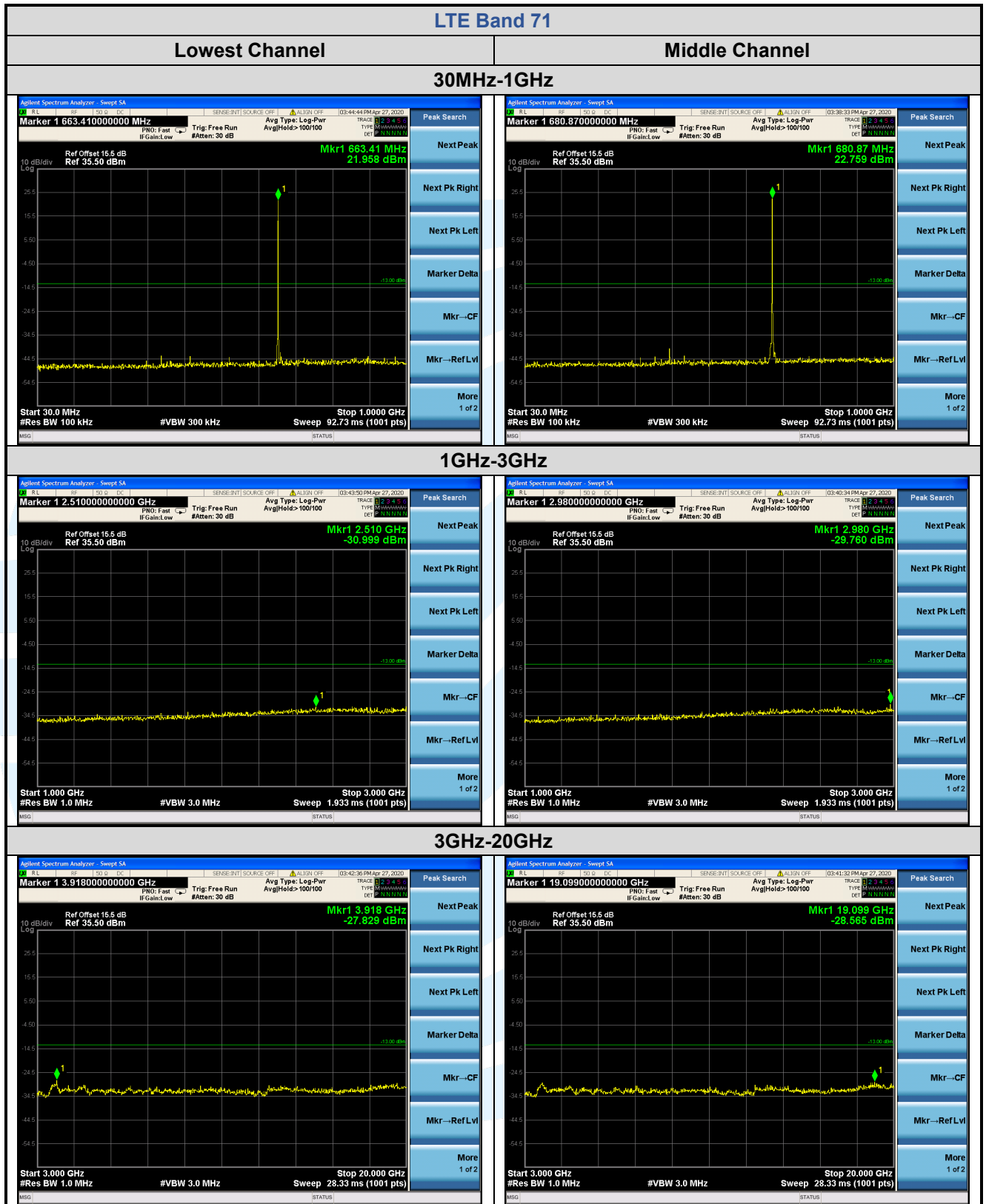


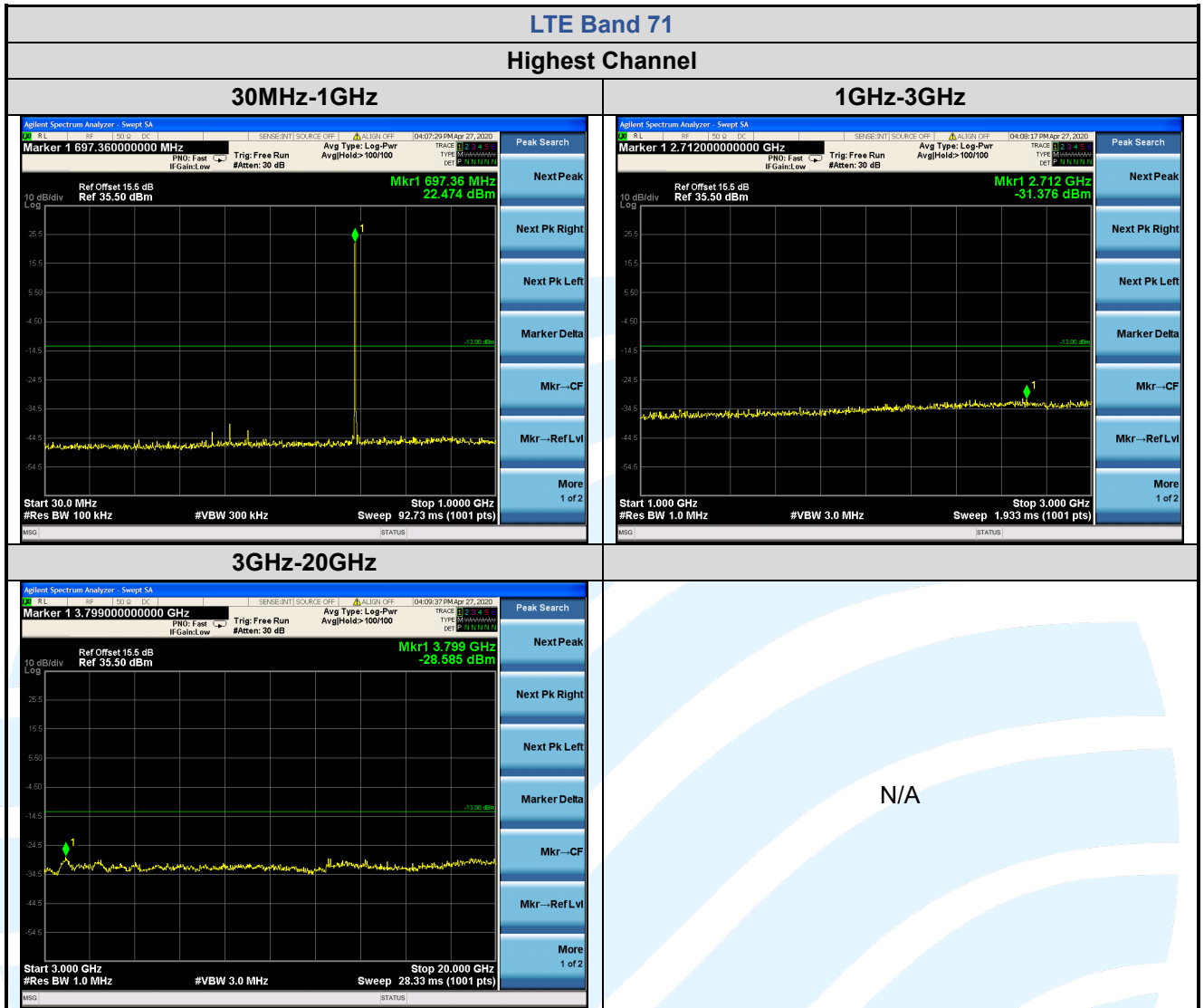
5.7.9 LTE Band 66





5.7.10 LTE Band 71





5.8 FIELD STRENGTH OF SPURIOUS RADIATION

Test Requirement: LTE Band 2 & LTE Band 25: FCC 47 CFR Part 24.238(a)
 LTE Band 4 & LTE Band 66: FCC 47 CFR Part 27.53(h)
 LTE Band 5 & LTE Band 26: FCC 47 CFR Part 22.917(a)
 LTE Band 12 & Band 71: FCC 47 CFR Part 27.53(g)
 LTE Band 13: FCC 47 CFR Part 27.53
 LTE Band 26: FCC 47 CFR Part 90.691
 LTE Band 2 & LTE Band 25: RSS-133 Issue 6, Section 6.5
 LTE Band 4 & LTE Band 66: RSS-139 Issue 3, Section 6.6
 LTE Band 5: RSS-132 Issue 3, Section 5.5
 LTE Band 12 & LTE Band 13 & Band 71: RSS-130 Issue 2, Section 4.7

Test Method: ANSI C63.26-2015 & KDB 971168 D01v03r01

Receiver Setup:

Frequency	Detector	RBW	VBW	Remark
0.009 MHz-30 MHz	Peak	10 kHz	30 KHz	Peak
30 MHz-1 GHz	Quasi-peak	100 kHz	300 KHz	Peak
Above 1 GHz	Peak	1 MHz	3 MHz	Peak

Limits:

FCC 47 CFR Part 24.238(a), 27.53(h)(1), 22.917(a), 27.53(g), 27.53(c)(2), 90.691:

The power of any emission outside of the authorized operating frequency ranges must be attenuated below the transmitting power (P) by a factor of at least 43 + 10 log(P) dB. The emission limit equal to -13 dBm.

FCC 47 CFR Part 27.53:

(c) The power of any emission outside of the authorized operating frequency ranges must be attenuated below the transmitting power (P) by a factor of at least 43 + 10 log (P) dB.

(f) Emissions in the band 1559-1610 MHz shall be limited to -70 dBW/MHz equivalent isotropically radiated power (EIRP) for wideband signals. (-70 dBW/MHz = -40dBm/MHz).

RSS-132 Issue 3, Section 5.5, RSS-133 Issue 6, Section 6.6, RSS-139 Issue 3, Section 6.5, RSS-130 Issue 2, Section 4.7:

The power of any emission outside of the authorized operating frequency ranges must be attenuated below the transmitting power (P) by a factor of at least 43 + 10 log(P) dB. The emission limit equal to -13 dBm.

Test Setup: Refer to section 4.2.1 for details.

Test Procedures: KDB 971168 D01v03r01 Section 7

Equipment Used: Refer to section 3 for details.

Test Result: Pass

The measurement data as follows:

5.8.1 LTE Band 2

LTE Band 2_ 20 MHz_ QPSK							
No.	Frequency (MHz)	SA Reading (dBm)	Correction factor (dB/m)	EIRP Result (dBm)	Limit (dBm)	Margin (dB)	Ant. Pol.
Lowest Channel							
1	135.916	-67.89	3.21	-64.68	-13.00	-51.68	Horizontal
2	3700.200	-72.78	15.35	-57.43	-13.00	-44.43	Horizontal
3	5550.300	-71.52	17.05	-54.47	-13.00	-41.47	Horizontal
4	53.006	-62.88	0.77	-62.11	-13.00	-49.11	Vertical
5	3700.200	-74.01	15.09	-58.92	-13.00	-45.92	Vertical
6	5550.300	-71.56	16.85	-54.71	-13.00	-41.71	Vertical
Middle Channel							
1	136.875	-66.91	3.23	-63.68	-13.00	-50.68	Horizontal
2	3760.000	-71.94	15.54	-56.40	-13.00	-43.40	Horizontal
3	5640.000	-68.54	17.18	-51.36	-13.00	-38.36	Horizontal
4	53.006	-61.70	0.77	-60.93	-13.00	-47.93	Vertical
5	3760.000	-70.34	15.29	-55.05	-13.00	-42.05	Vertical
6	5640.000	-66.34	16.98	-49.36	-13.00	-36.36	Vertical
Highest Channel							
1	136.875	-67.62	3.23	-64.39	-13.00	-51.39	Horizontal
2	3819.800	-71.09	15.73	-55.36	-13.00	-42.36	Horizontal
3	5729.700	-69.22	17.51	-51.71	-13.00	-38.71	Horizontal
4	49.063	-63.69	1.01	-62.68	-13.00	-49.68	Vertical
5	3819.800	-69.60	15.49	-54.11	-13.00	-41.11	Vertical
6	5729.700	-67.78	17.31	-50.47	-13.00	-37.47	Vertical

5.8.2 LTE Band 4

LTE Band 4_20 MHz_QPSK							
No.	Frequency (MHz)	SA Reading (dBm)	Correction factor (dB/m)	EIRP Result (dBm)	Limit (dBm)	Margin (dB)	Ant. Pol.
Lowest Channel							
1	124.925	-66.55	3.00	-63.55	-13.00	-50.55	Horizontal
2	3420.200	-72.54	13.77	-58.77	-13.00	-45.77	Horizontal
3	5130.300	-69.43	16.35	-53.08	-13.00	-40.08	Horizontal
4	47.369	-67.32	1.56	-65.76	-13.00	-52.76	Vertical
5	3420.200	-71.56	13.47	-58.09	-13.00	-45.09	Vertical
6	5130.300	-69.40	16.00	-53.40	-13.00	-40.40	Vertical
Middle Channel							
1	124.925	-66.70	3.00	-63.70	-13.00	-50.70	Horizontal
2	3465.000	-71.62	14.07	-57.55	-13.00	-44.55	Horizontal
3	5197.500	-69.51	16.61	-52.90	-13.00	-39.90	Horizontal
4	53.006	-60.76	0.77	-59.99	-13.00	-46.99	Vertical
5	3465.000	-71.42	13.77	-57.65	-13.00	-44.65	Vertical
6	5197.500	-68.80	16.29	-52.51	-13.00	-39.51	Vertical
Highest Channel							
1	140.777	-68.29	3.39	-64.90	-13.00	-51.90	Horizontal
2	3509.800	-71.91	14.37	-57.54	-13.00	-44.54	Horizontal
3	5264.700	-70.29	16.73	-53.56	-13.00	-40.56	Horizontal
4	53.379	-61.34	0.77	-60.57	-13.00	-47.57	Vertical
5	3509.800	-71.32	14.07	-57.25	-13.00	-44.25	Vertical
6	5264.700	-69.33	16.43	-52.90	-13.00	-39.90	Vertical

5.8.3 LTE Band 5

LTE Band 5_ 10 MHz_ QPSK							
No.	Frequency (MHz)	SA Reading (dBm)	Correction factor (dB/m)	EIRP Result (dBm)	Limit (dBm)	Margin (dB)	Ant. Pol.
Lowest Channel							
1	31.959	-88.46	32.13	-56.33	-13.00	-43.33	Horizontal
2	1648.200	-70.61	3.17	-67.44	-13.00	-54.44	Horizontal
3	2472.300	-73.83	11.44	-62.39	-13.00	-49.39	Horizontal
4	558.079	-87.44	38.94	-48.50	-13.00	-35.50	Vertical
5	1648.200	-70.60	3.25	-67.35	-13.00	-54.35	Vertical
6	2472.300	-69.88	11.24	-58.64	-13.00	-45.64	Vertical
Middle Channel							
1	698.804	-87.76	41.90	-45.86	-13.00	-32.86	Horizontal
2	1648.200	-70.61	3.17	-67.44	-13.00	-54.44	Horizontal
3	2472.300	-73.83	11.44	-62.39	-13.00	-49.39	Horizontal
4	573.988	-88.63	39.34	-49.29	-13.00	-36.29	Vertical
5	1648.200	-70.60	3.25	-67.35	-13.00	-54.35	Vertical
6	2472.300	-69.88	11.24	-58.64	-13.00	-45.64	Vertical
Highest Channel							
1	728.897	-86.87	41.36	-45.51	-13.00	-32.51	Horizontal
2	1697.800	-71.45	3.71	-67.74	-13.00	-54.74	Horizontal
3	2546.700	-72.41	11.46	-60.95	-13.00	-47.95	Horizontal
4	728.897	-87.24	40.45	-46.79	-13.00	-33.79	Vertical
5	1697.800	-71.27	3.76	-67.51	-13.00	-54.51	Vertical
6	2546.700	-73.40	11.25	-62.15	-13.00	-49.15	Vertical

5.8.4 LTE Band 12

LTE Band 12_ 10 MHz_ QPSK							
No.	Frequency	SA Reading	Correction factor	EIRP Result	Limit	Margin	Ant. Pol.
	(MHz)	(dBm)	(dB/m)	(dBm)	(dBm)	(dB)	
Lowest Channel							
1	952.000	-87.38	46.08	-41.30	-13.00	-28.30	Horizontal
2	1398.200	-66.53	1.25	-65.28	-13.00	-52.28	Horizontal
3	2097.300	-72.04	7.68	-64.36	-13.00	-51.36	Horizontal
4	965.474	-86.12	44.99	-41.13	-13.00	-28.13	Vertical
5	1398.200	-66.99	1.43	-65.56	-13.00	-52.56	Vertical
6	2097.300	-72.04	7.48	-64.56	-13.00	-51.56	Vertical
Middle Channel							
1	958.714	-86.32	46.10	-40.22	-13.00	-27.22	Horizontal
2	1415.000	-66.99	1.30	-65.69	-13.00	-52.69	Horizontal
3	2122.500	-72.61	7.83	-64.78	-13.00	-51.78	Horizontal
4	979.139	-87.06	45.39	-41.67	-13.00	-28.67	Vertical
5	1415.000	-67.83	1.48	-66.35	-13.00	-53.35	Vertical
6	2122.500	-72.41	7.63	-64.78	-13.00	-51.78	Vertical
Highest Channel							
1	945.334	-86.71	45.80	-40.91	-13.00	-27.91	Horizontal
2	1431.800	-67.43	1.34	-66.09	-13.00	-53.09	Horizontal
3	2147.700	-71.96	7.97	-63.99	-13.00	-50.99	Horizontal
4	979.139	-87.21	45.39	-41.82	-13.00	-28.82	Vertical
5	1431.800	-66.73	1.53	-65.20	-13.00	-52.20	Vertical
6	2147.700	-72.93	7.77	-65.16	-13.00	-52.16	Vertical

5.8.5 LTE Band 13

LTE Band 13_ 10 MHz_ QPSK							
No.	Frequency	SA Reading	Correction factor	EIRP Result	Limit	Margin	Ant. Pol.
	(MHz)	(dBm)	(dB/m)	(dBm)	(dBm)	(dB)	
Lowest Channel							
1	952.000	-87.48	46.08	-41.40	-13.00	-28.40	Horizontal
2	1554.200	-69.02	2.13	-66.89	-13.00	-53.89	Horizontal
3	2331.300	-72.32	10.30	-62.02	-13.00	-49.02	Horizontal
4	979.139	-86.61	45.39	-41.22	-13.00	-28.22	Vertical
5	1554.200	-67.54	2.29	-65.25	-13.00	-52.25	Vertical
6	2331.300	-73.55	10.10	-63.45	-13.00	-50.45	Vertical
Middle Channel							
1	945.334	-86.10	45.80	-40.30	-13.00	-27.30	Horizontal
2	1564.000	-68.53	2.23	-66.30	-13.00	-53.30	Horizontal
3	2346.000	-72.61	10.53	-62.08	-13.00	-49.08	Horizontal
4	979.139	-86.76	45.39	-41.37	-13.00	-28.37	Vertical
5	1564.000	-69.48	2.38	-67.10	-13.00	-54.10	Vertical
6	2346.000	-72.06	10.33	-61.73	-13.00	-48.73	Vertical
Highest Channel							
1	965.474	-86.43	46.12	-40.31	-13.00	-27.31	Horizontal
2	1573.800	-69.97	2.35	-67.62	-13.00	-54.62	Horizontal
3	2360.700	-73.55	10.76	-62.79	-13.00	-49.79	Horizontal
4	979.139	-86.09	45.39	-40.70	-13.00	-27.70	Vertical
5	1573.800	-69.85	2.49	-67.36	-13.00	-54.36	Vertical
6	2360.700	-73.39	10.56	-62.83	-13.00	-49.83	Vertical

5.8.6 LTE Band 25

LTE Band25_ 20 MHz_ QPSK							
No.	Frequency	SA Reading	Correction factor	EIRP Result	Limit	Margin	Ant. Pol.
	(MHz)	(dBm)	(dB/m)	(dBm)	(dBm)	(dB)	
Lowest Channel							
1	134.965	-67.59	3.17	-64.42	-13.00	-51.42	Horizontal
2	3700.200	-71.85	15.35	-56.50	-13.00	-43.50	Horizontal
3	5550.300	-69.86	17.05	-52.81	-13.00	-39.81	Horizontal
4	53.756	-60.89	0.78	-60.11	-13.00	-47.11	Vertical
5	3700.200	-71.21	15.09	-56.12	-13.00	-43.12	Vertical
6	5550.300	-68.86	16.85	-52.01	-13.00	-39.01	Vertical
Middle Channel							
1	135.916	-66.79	3.21	-63.58	-13.00	-50.58	Horizontal
2	3765.000	-71.51	15.56	-55.95	-13.00	-42.95	Horizontal
3	5647.500	-68.76	17.21	-51.55	-13.00	-38.55	Horizontal
4	53.006	-60.39	0.77	-59.62	-13.00	-46.62	Vertical
5	3765.000	-71.10	15.31	-55.79	-13.00	-42.79	Vertical
6	5647.500	-69.38	17.01	-52.37	-13.00	-39.37	Vertical
Highest Channel							
1	124.050	-67.13	2.99	-64.14	-13.00	-51.14	Horizontal
2	3828.000	-70.41	15.75	-54.66	-13.00	-41.66	Horizontal
3	5742.000	-66.69	17.55	-49.14	-13.00	-36.14	Horizontal
4	52.634	-60.89	0.76	-60.13	-13.00	-47.13	Vertical
5	3828.000	-69.62	15.52	-54.10	-13.00	-41.10	Vertical
6	5742.000	-67.48	17.35	-50.13	-13.00	-37.13	Vertical

5.8.7 LTE Band 26

LTE Band 26_ 10 MHz_ QPSK							
No.	Frequency (MHz)	SA Reading (dBm)	Correction factor (dB/m)	EIRP Result (dBm)	Limit (dBm)	Margin (dB)	Ant. Pol.
Lowest Channel							
1	965.474	-87.00	46.12	-40.88	-13.00	-27.88	Horizontal
2	1629.400	-70.51	2.97	-67.54	-13.00	-54.54	Horizontal
3	2444.100	-73.25	11.40	-61.85	-13.00	-48.85	Horizontal
4	972.283	-86.82	45.18	-41.64	-13.00	-28.64	Vertical
5	1629.400	-70.70	3.06	-67.64	-13.00	-54.64	Vertical
6	2444.100	-73.73	11.20	-62.53	-13.00	-49.53	Vertical
Middle Channel							
1	945.334	-85.11	45.80	-39.31	-13.00	-26.31	Horizontal
2	1638.000	-71.01	3.05	-67.96	-13.00	-54.96	Horizontal
3	2457.000	-73.49	11.42	-62.07	-13.00	-49.07	Horizontal
4	965.474	-86.47	44.99	-41.48	-13.00	-28.48	Vertical
5	1638.000	-70.75	3.14	-67.61	-13.00	-54.61	Vertical
6	2457.000	-72.70	11.22	-61.48	-13.00	-48.48	Vertical
Highest Channel							
1	972.283	-87.18	46.15	-41.03	-13.00	-28.03	Horizontal
2	1697.800	-70.81	3.71	-67.10	-13.00	-54.10	Horizontal
3	2546.700	-72.09	11.46	-60.63	-13.00	-47.63	Horizontal
4	972.283	-86.78	45.18	-41.60	-13.00	-28.60	Vertical
5	1697.800	-71.83	3.76	-68.07	-13.00	-55.07	Vertical
6	2546.700	-72.06	11.25	-60.81	-13.00	-47.81	Vertical

5.8.8 LTE Band 66

LTE Band 66_ 20 MHz_ QPSK							
No.	Frequency	SA Reading	Correction factor	EIRP Result	Limit	Margin	Ant. Pol.
	(MHz)	(dBm)	(dB/m)	(dBm)	(dBm)	(dB)	
Lowest Channel							
1	124.925	-66.81	3.00	-63.81	-13.00	-50.81	Horizontal
2	3420.200	-71.06	13.77	-57.29	-13.00	-44.29	Horizontal
3	5130.300	-69.64	16.35	-53.29	-13.00	-40.29	Horizontal
4	53.006	-60.47	0.77	-59.70	-13.00	-46.70	Vertical
5	3420.200	-71.31	13.47	-57.84	-13.00	-44.84	Vertical
6	5130.300	-68.55	16.00	-52.55	-13.00	-39.55	Vertical
Middle Channel							
1	134.019	-66.64	3.15	-63.49	-13.00	-50.49	Horizontal
2	3490.000	-71.55	14.23	-57.32	-13.00	-44.32	Horizontal
3	5235.000	-68.42	16.67	-51.75	-13.00	-38.75	Horizontal
4	52.634	-62.58	0.76	-61.82	-13.00	-48.82	Vertical
5	3490.000	-70.71	13.93	-56.78	-13.00	-43.78	Vertical
6	5235.000	-69.03	16.37	-52.66	-13.00	-39.66	Vertical
Highest Channel							
1	136.875	-67.71	3.23	-64.48	-13.00	-51.48	Horizontal
2	3559.800	-71.91	14.74	-57.17	-13.00	-44.17	Horizontal
3	5339.700	-68.82	16.86	-51.96	-13.00	-38.96	Horizontal
4	52.634	-60.95	0.76	-60.19	-13.00	-47.19	Vertical
5	3559.800	-70.62	14.45	-56.17	-13.00	-43.17	Vertical
6	5339.700	-68.53	16.59	-51.94	-13.00	-38.94	Vertical

5.8.9 LTE Band 71

LTE Band 71_20 MHz_QPSK							
No.	Frequency (MHz)	SA Reading (dBm)	Correction factor (dB/m)	EIRP Result (dBm)	Limit (dBm)	Margin (dB)	Ant. Pol.
Lowest Channel							
1	958.714	-86.94	46.10	-40.84	-13.00	-27.84	Horizontal
2	1326.200	-66.32	1.07	-65.25	-13.00	-52.25	Horizontal
3	1989.300	-70.14	6.98	-63.16	-13.00	-50.16	Horizontal
4	958.714	-87.77	44.81	-42.96	-13.00	-29.96	Vertical
5	1326.200	-66.90	1.24	-65.66	-13.00	-52.66	Vertical
6	1989.300	-68.74	6.79	-61.95	-13.00	-48.95	Vertical
Middle Channel							
1	945.334	-86.12	45.80	-40.32	-13.00	-27.32	Horizontal
2	1361.000	-67.41	1.15	-66.26	-13.00	-53.26	Horizontal
3	2041.500	-72.75	7.35	-65.40	-13.00	-52.40	Horizontal
4	965.474	-86.64	44.99	-41.65	-13.00	-28.65	Vertical
5	1361.000	-65.88	1.33	-64.55	-13.00	-51.55	Vertical
6	2041.500	-71.08	7.15	-63.93	-13.00	-50.93	Vertical
Highest Channel							
1	952.000	-86.82	46.08	-40.74	-13.00	-27.74	Horizontal
2	1395.800	-66.65	1.25	-65.40	-13.00	-52.40	Horizontal
3	2093.700	-71.09	7.65	-63.44	-13.00	-50.44	Horizontal
4	979.139	-88.05	45.39	-42.66	-13.00	-29.66	Vertical
5	1395.800	-68.21	1.43	-66.78	-13.00	-53.78	Vertical
6	2093.700	-72.27	7.45	-64.82	-13.00	-51.82	Vertical

Remark:

5.9 FREQUENCY STABILITY

Test Requirement: FCC 47 CFR Part 2.1055 &
 FCC 47 CFR Part 22.355 &
 FCC 47 CFR Part 24.235 &
 FCC 47 CFR Part 27.54,
LTE Band 2 & LTE Band 25: RSS-133 Issue 6, Section 6.3
LTE Band 4 & LTE Band 66: RSS-139 Issue 3, Section 6.4
LTE Band 5: RSS-132 Issue 3, Section 5.3
LTE Band 12 & LTE Band 13 & Band 71: RSS-130 Issue 2, Section 4.5

Test Method: ANSI C63.26-2015 & KDB 971168 D01v03r01

Limits:
FCC 47 CFR Part 22.355, FCC 47 CFR Par 90.213
 The carrier frequency shall not depart from the reference frequency in excess of ± 2.5 ppm for mobile stations.

FCC 47 CFR Part 24.235, FCC 47 CFR Part 27.54
 The frequency stability shall be sufficient to ensure that the fundamental emission stays within the authorized frequency block.

RSS-132 Issue 3, Section 5.3:
 The carrier frequency shall not depart from the reference frequency in excess of ± 2.5 ppm for mobile stations and ± 1.5 ppm for base stations

RSS-133 Issue 6, Section 6.3:
 The carrier frequency shall not depart from the reference frequency, in excess of ± 2.5 ppm for mobile stations and ± 1.0 ppm for base stations.

RSS-139 Issue 3, Section 6.4, RSS-130 Issue 2, Section 4.5:
 The frequency stability shall be sufficient to ensure that the occupied bandwidth stays within the operating frequency block when tested to the temperature and supply voltage variations specified in RSS-Gen.

Test Setup: Refer to section 4.2.2 for details.

Test Procedures:

- 1) Use CMW 500 or CMU 200 with Frequency Error measurement capability.
 - a) Temp. = -30° to $+50^{\circ}\text{C}$
 - b) Voltage = low voltage, 2.55 Vdc, Normal, 3.8 Vdc and High voltage, 4.8 Vdc.

2) Frequency Stability vs Temperature:
 The EUT is place inside a temperature chamber. The temperature is set to 20°C and allowed to stabilize. After sufficient soak time, the transmitting frequency error is measured. The temperature is increased by 10 degrees, allowed to stabilize and soak, and then the measurement is repeated. This is repeated until $+50^{\circ}\text{C}$ is reached.

3) Frequency Stability vs Voltage:
 The peak frequency error is recorded (worst-case).

Equipment Used: Refer to section 3 for details.

Test Result: Pass

5.9.1 LTE Band 2

Modulation	Channel/ Frequency (MHz)	Voltage (Vdc)	Temperature (°C)	Deviation (Hz)	Deviation (ppm)	Limit (ppm)	Pass/ Fail
LTE Band 2							
QPSK	18900 / 1880.0	VL	TN	4.21	0.0022	N/A	Pass
		VN		3.97	0.0021		Pass
		VH		4.18	0.0022		Pass
		VN	50	10.76	0.0057		Pass
			40	8.94	0.0048		Pass
			30	5.34	0.0028		Pass
			20	4.12	0.0022		Pass
			10	2.43	0.0013		Pass
			0	-1.43	-0.0008		Pass
			-10	-4.36	-0.0023		Pass
			-20	-5.24	-0.0028		Pass
			-30	-6.76	-0.0036		Pass

5.9.2 LTE Band 4

Modulation	Channel/ Frequency (MHz)	Voltage (Vdc)	Temperature (°C)	Deviation (Hz)	Deviation (ppm)	Limit (ppm)	Pass/ Fail
LTE Band 4							
QPSK	20175 / 1732.5	VL	TN	6.42	0.0037	N/A	Pass
		VN		4.75	0.0027		Pass
		VH		4.82	0.0028		Pass
		VN	50	12.43	0.0072		Pass
			40	10.54	0.0061		Pass
			30	7.02	0.0041		Pass
			20	6.43	0.0037		Pass
			10	6.22	0.0036		Pass
			0	-7.32	-0.0042		Pass
			-10	-7.65	-0.0044		Pass
			-20	-8.45	-0.0049		Pass
			-30	-3.97	-0.0023		Pass

5.9.3 LTE Band 5

Modulation	Channel/ Frequency (MHz)	Voltage (Vdc)	Temperature (°C)	Deviation (Hz)	Deviation (ppm)	Limit (ppm)	Result
LTE Band 5							
QPSK	20525 / 836.5	VL	TN	-5.65	-0.0068	± 2.5	Pass
		VN		-4.62	-0.0055	± 2.5	Pass
		VH		-4.44	-0.0053	± 2.5	Pass
		VN	50	-8.44	-0.0101	± 2.5	Pass
			40	-6.66	-0.0080	± 2.5	Pass
			30	-5.87	-0.0070	± 2.5	Pass
			20	-5.32	-0.0064	± 2.5	Pass
			10	-4.33	-0.0052	± 2.5	Pass
			0	-4.87	-0.0058	± 2.5	Pass
			-10	-5.77	-0.0069	± 2.5	Pass
			-20	-4.78	-0.0057	± 2.5	Pass
			-30	0.21	0.0003	± 2.5	Pass

5.9.4 LTE Band 12

Modulation	Channel/ Frequency (MHz)	Voltage (Vdc)	Temperature (°C)	Deviation (Hz)	Deviation (ppm)	Limit (ppm)	Result
LTE Band 12							
QPSK	23095 / 707.5	VL	TN	-8.78	-0.0124	N/A	Pass
		VN		-7.55	-0.0107		Pass
		VH		-7.74	-0.0109		Pass
		VN	50	-4.43	-0.0063		Pass
			40	-4.88	-0.0069		Pass
			30	-7.68	-0.0109		Pass
			20	-4.56	-0.0064		Pass
			10	-1.28	-0.0018		Pass
			0	3.23	0.0046		Pass
			-10	0.12	0.0002		Pass
			-20	-2.34	-0.0033		Pass
			-30	-4.23	-0.0060		Pass

5.9.5 LTE Band 13

Modulation	Channel/ Frequency (MHz)	Voltage (Vdc)	Temperature (°C)	Deviation (Hz)	Deviation (ppm)	Limit (ppm)	Result
LTE Band 13							
QPSK	23230 / 782	VL	TN	1.33	0.0017	N/A	Pass
		VN		1.21	0.0015		Pass
		VH		0.78	0.0010		Pass
		VN	50	-3.65	-0.0047		Pass
			40	-4.12	-0.0053		Pass
			30	-3.77	-0.0048		Pass
			20	0.44	0.0006		Pass
			10	-2.13	-0.0027		Pass
			0	-2.56	-0.0033		Pass
			-10	-4.09	-0.0052		Pass
			-20	-3.17	-0.0041		Pass
			-30	3.21	0.0041		Pass

5.9.6 LTE Band 25

Modulation	Channel/ Frequency (MHz)	Voltage (Vdc)	Temperature (°C)	Deviation (Hz)	Deviation (ppm)	Limit (ppm)	Result
LTE Band 25							
QPSK	26365 / 1882.5	VL	TN	-4.33	-0.0023	N/A	Pass
		VN		-4.01	-0.0021		Pass
		VH		-4.22	-0.0022		Pass
		VN	50	-0.78	-0.0004		Pass
			40	-1.39	-0.0007		Pass
			30	-4.22	-0.0022		Pass
			20	-3.24	-0.0017		Pass
			10	-3.12	-0.0017		Pass
			0	-2.76	-0.0015		Pass
			-10	0.06	0.0000		Pass
			-20	1.32	0.0007		Pass
			-30	2.17	0.0012		Pass

5.9.7 LTE Band 26

Modulation	Channel/ Frequency (MHz)	Voltage (Vdc)	Temperature (°C)	Deviation (Hz)	Deviation (ppm)	Limit (ppm)	Result
LTE Band 26							
QPSK	26915 / 836.5	VL	TN	8.67	0.0104	± 2.5	Pass
		VN		7.98	0.0095	± 2.5	Pass
		VH		7.88	0.0094	± 2.5	Pass
		VN	50	10.22	0.0122	± 2.5	Pass
			40	8.86	0.0106	± 2.5	Pass
			30	7.57	0.0090	± 2.5	Pass
			20	7.21	0.0086	± 2.5	Pass
			10	10.22	0.0122	± 2.5	Pass
			0	12.43	0.0149	± 2.5	Pass
			-10	12.55	0.0150	± 2.5	Pass
			-20	13.38	0.0160	± 2.5	Pass
			-30	13.89	0.0166	± 2.5	Pass

5.9.8 LTE Band 26 (Part 90S)

Modulation	Channel/ Frequency (MHz)	Voltage (Vdc)	Temperature (°C)	Deviation	Deviation	Limit	Result
				(Hz)	(ppm)	(ppm)	
LTE Band 26							
QPSK	26740 / 819	VL	TN	7.34	0.0090	± 2.5	Pass
		VN		7.12	0.0087	± 2.5	Pass
		VH		6.92	0.0084	± 2.5	Pass
		VN	50	8.56	0.0105	± 2.5	Pass
			40	7.76	0.0095	± 2.5	Pass
			30	7.32	0.0089	± 2.5	Pass
			20	6.98	0.0085	± 2.5	Pass
			10	6.60	0.0081	± 2.5	Pass
			0	5.54	0.0068	± 2.5	Pass
			-10	9.79	0.0120	± 2.5	Pass
			-20	6.43	0.0079	± 2.5	Pass
			-30	4.74	0.0058	± 2.5	Pass

5.9.9 LTE Band 66

Modulation	Channel/ Frequency (MHz)	Voltage (Vdc)	Temperature (°C)	Deviation	Deviation	Limit	Result
				(Hz)	(ppm)	(ppm)	
LTE Band 66							
QPSK	132322 / 1745	VL	TN	-8.65	-0.0050	N/A	Pass
		VN		-8.12	-0.0047		Pass
		VH		-8.23	-0.0047		Pass
		VN	50	-4.55	-0.0026		Pass
			40	-5.87	-0.0034		Pass
			30	-7.94	-0.0046		Pass
			20	-7.44	-0.0043		Pass
			10	-4.41	-0.0025		Pass
			0	0.09	0.0001		Pass
			-10	3.42	0.0020		Pass
			-20	4.27	0.0024		Pass
			-30	4.76	0.0027		Pass

5.9.10 LTE Band 71

Modulation	Channel/ Frequency (MHz)	Voltage (Vdc)	Temperature (°C)	Deviation (Hz)	Deviation (ppm)	Limit (ppm)	Result
LTE Band 71							
QPSK	133297 / 680.5	VL	TN	10.22	0.0150	N/A	Pass
		VN		9.87	0.0145		Pass
		VH		9.38	0.0137		Pass
		VN	50	7.43	0.0109		Pass
			40	8.14	0.0119		Pass
			30	9.06	0.0133		Pass
			20	6.74	0.0099		Pass
			10	5.73	0.0084		Pass
			0	-4.33	-0.0063		Pass
			-10	-5.23	-0.0077		Pass
			-20	-8.78	-0.0129		Pass
			-30	-11.27	-0.0165		Pass

APPENDIX 1 PHOTOS OF TEST SETUP

See test photos attached in Appendix 1 for the actual connections between Product and support equipment.

APPENDIX 2 PHOTOS OF EUT CONSTRUCTIONAL DETAILS

Refer to Appendix 2 for EUT external and internal photos.

*** End of Report ***

The test report is effective only with both signature and specialized stamp. The result(s) shown in this report refer only to the sample(s) tested. Without written approval of UnionTrust, this report can't be reproduced except in full.
