

Shenzhen UnionTrust Quality and Technology Co., Ltd.

Address: Unit D/E of 9/F and 16/F, Block A, Building 6, Baoneng science and technology park, Longhua district, Shenzhen, China

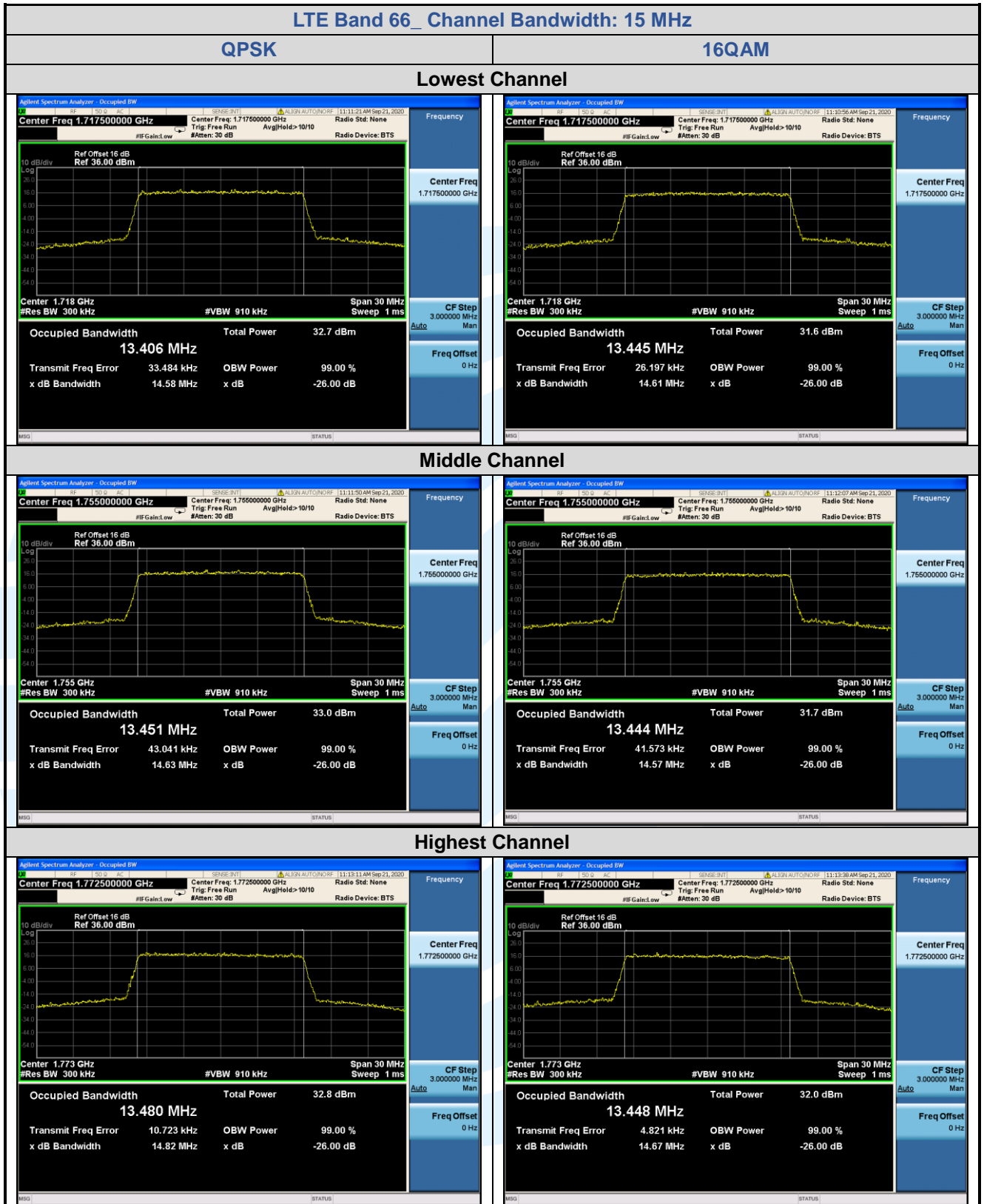
Tel: +86-755-28230888

Fax: +86-755-28230886

E-mail: info@uttlab.com

<http://www.uttlab.com>

UTTR-RF-FCC4G-V1.1



Shenzhen UnionTrust Quality and Technology Co., Ltd.

Address: Unit D/E of 9/F and 16/F, Block A, Building 6, Baoneng science and technology park, Longhua district, Shenzhen, China

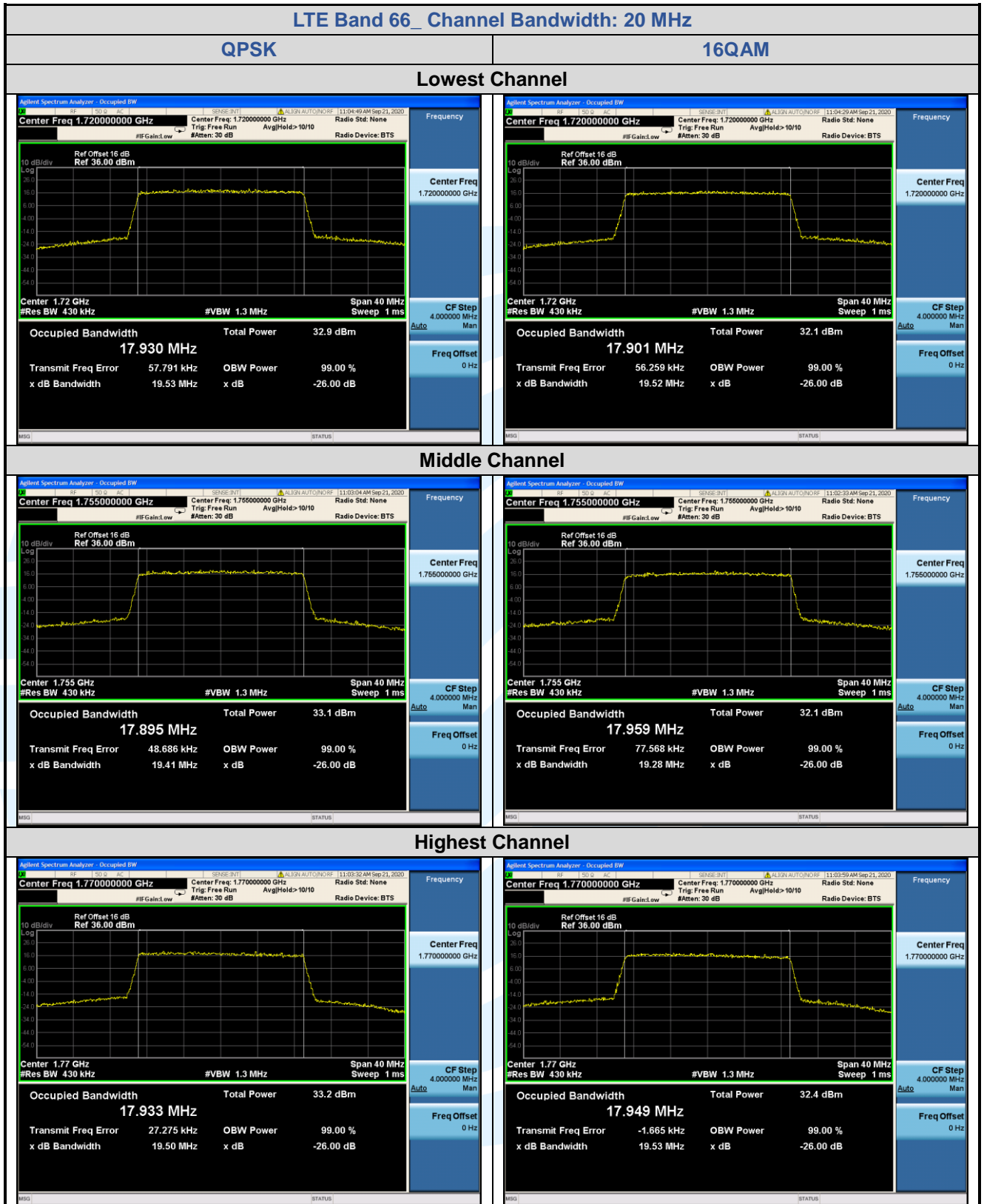
Tel: +86-755-28230888

Fax: +86-755-28230886

E-mail: info@uttlab.com

<http://www.uttlab.com>

UTTR-RF-FCC4G-V1.1



Shenzhen UnionTrust Quality and Technology Co., Ltd.

Address: Unit D/E of 9/F and 16/F, Block A, Building 6, Baoneng science and technology park, Longhua district, Shenzhen, China

Tel: +86-755-28230888

Fax: +86-755-28230886

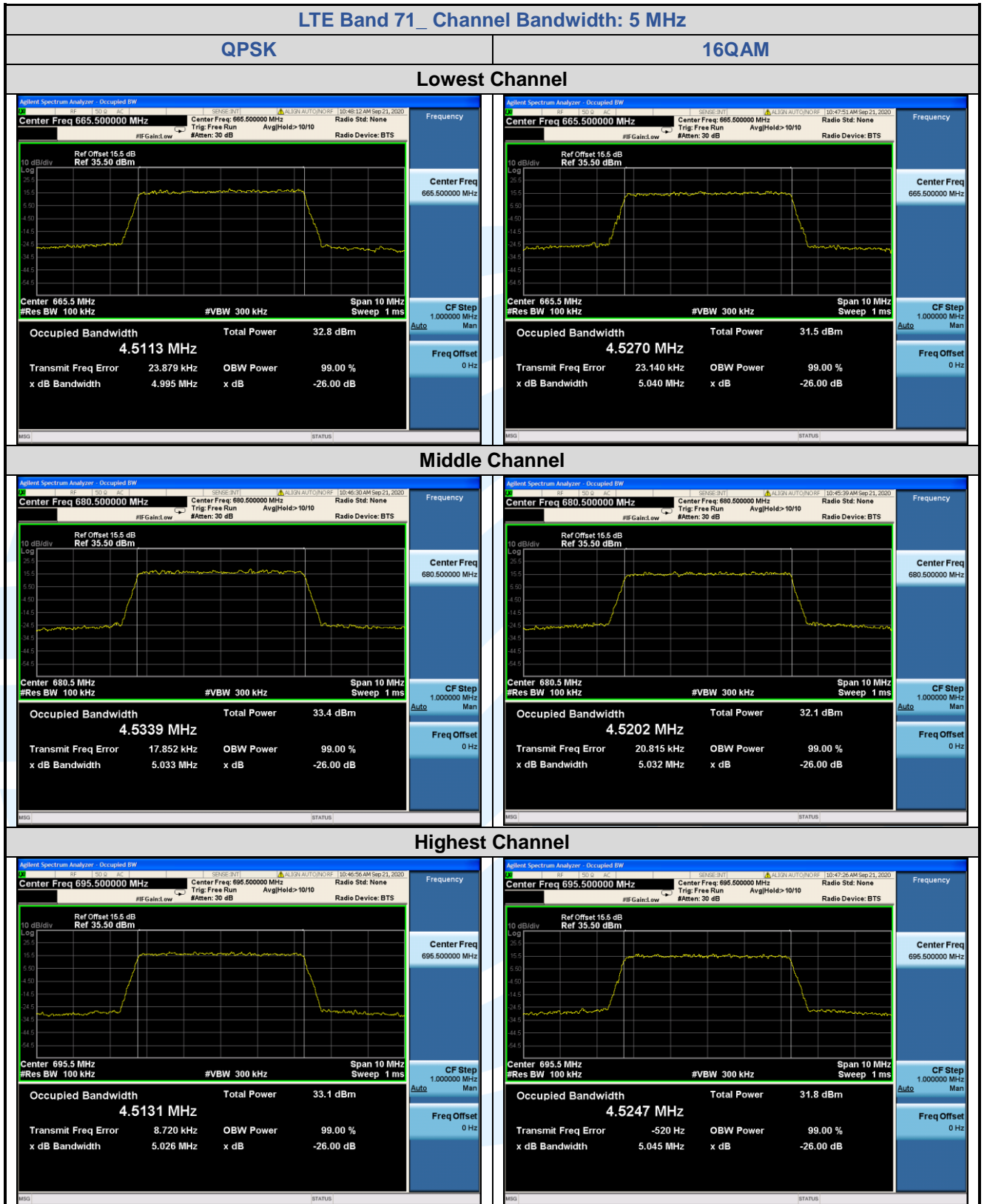
E-mail: info@uttlab.com

<http://www.uttlab.com>

UTTR-RF-FCC4G-V1.1

5.5.10 LTE Band 71

LTE Band 71								
Channel	RB Configuration		26 dB BW (MHz)			99% BW (MHz)		
	Size	Offset	QPSK	16QAM	64QAM	QPSK	16QAM	64QAM
Channel Bandwidth: 5 MHz								
Lowest	25	0	4.995	5.040	/	4.5113	4.5270	/
Middle	25	0	5.033	5.032	/	4.5339	4.5202	/
Highest	25	0	5.026	5.045	/	4.5131	4.5247	/
Channel Bandwidth: 10 MHz								
Lowest	50	0	9.890	9.760	/	8.9431	8.9431	/
Middle	50	0	9.889	9.857	/	8.9646	8.9599	/
Highest	50	0	9.833	9.820	/	8.9898	8.9849	/
Channel Bandwidth: 15 MHz								
Lowest	75	0	14.77	14.54	/	13.409	13.422	/
Middle	75	0	14.74	14.65	/	13.385	13.425	/
Highest	75	0	14.70	14.66	/	13.451	13.457	/
Channel Bandwidth: 20 MHz								
Lowest	100	0	19.57	19.20	/	17.886	17.886	/
Middle	100	0	19.42	19.39	/	17.867	17.916	/
Highest	100	0	19.47	19.40	/	17.886	17.878	/



Shenzhen UnionTrust Quality and Technology Co., Ltd.

Address: Unit D/E of 9/F and 16/F, Block A, Building 6, Baoneng science and technology park, Longhua district, Shenzhen, China

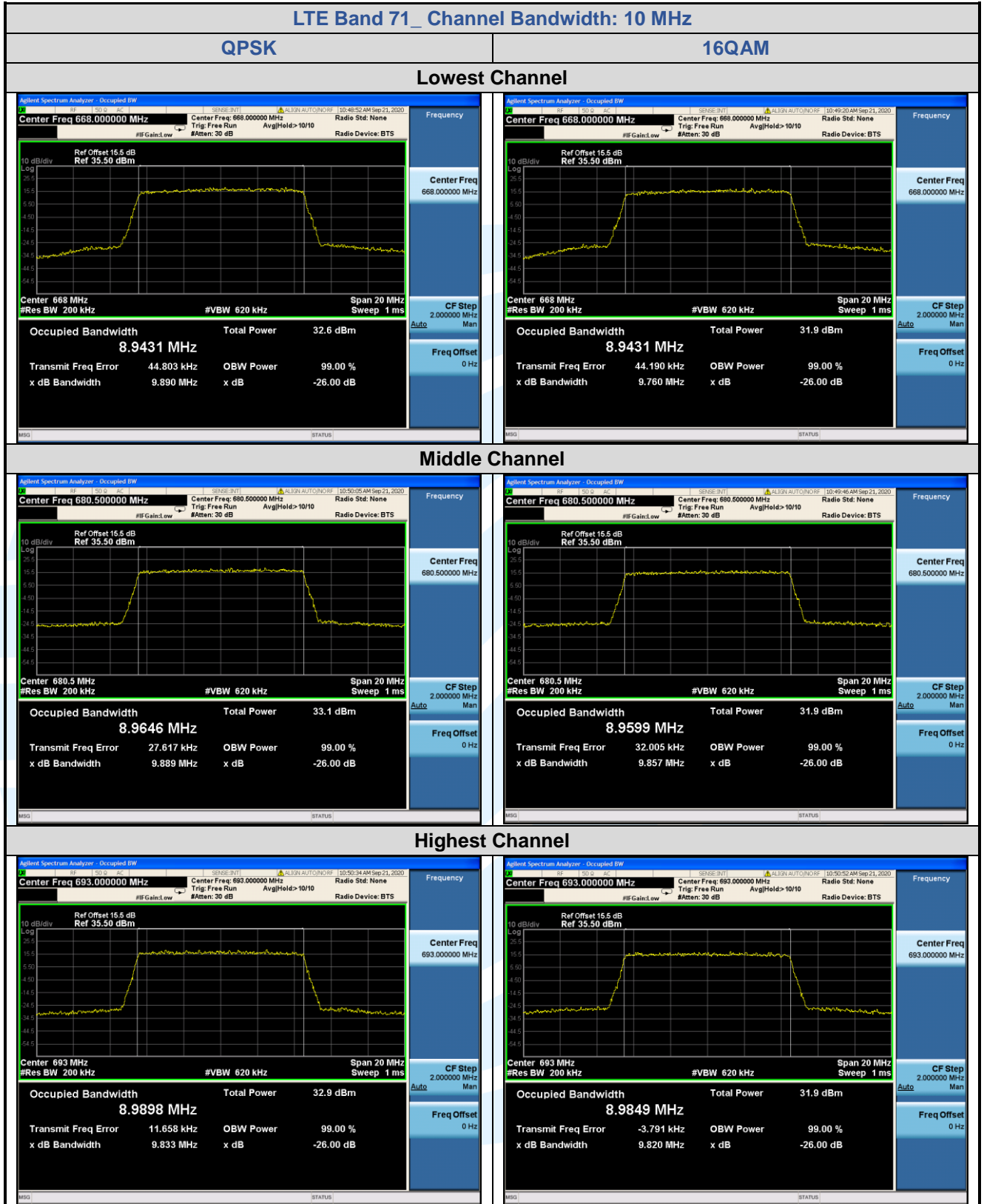
Tel: +86-755-28230888

Fax: +86-755-28230886

E-mail: info@uttlab.com

<http://www.uttlab.com>

UTTR-RF-FCC4G-V1.1



Shenzhen UnionTrust Quality and Technology Co., Ltd.

Address: Unit D/E of 9/F and 16/F, Block A, Building 6, Baoneng science and technology park, Longhua district, Shenzhen, China

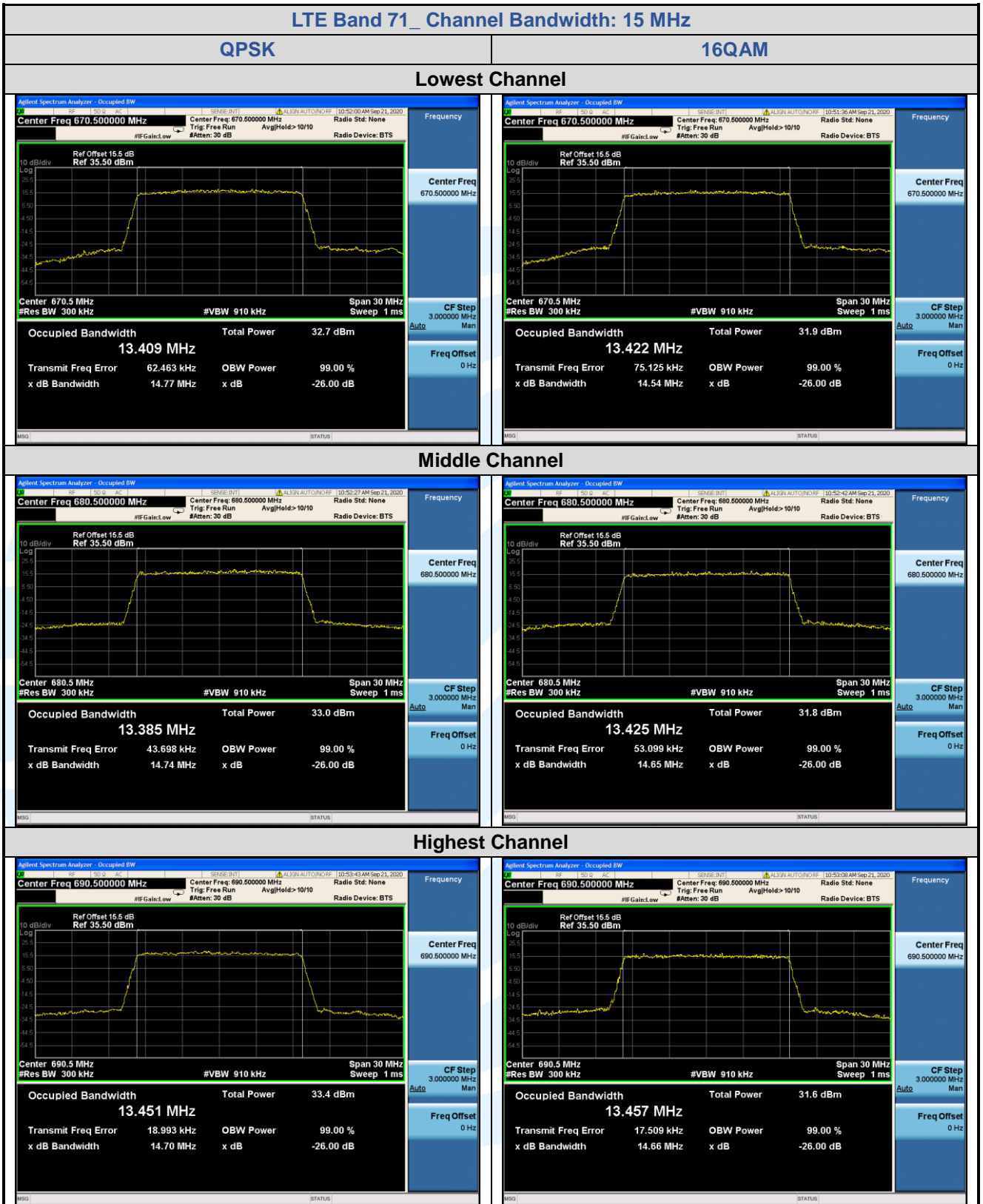
Tel: +86-755-28230888

Fax: +86-755-28230886

E-mail: info@uttlab.com

<http://www.uttlab.com>

UTTR-RF-FCC4G-V1.1



Shenzhen UnionTrust Quality and Technology Co., Ltd.

Address: Unit D/E of 9/F and 16/F, Block A, Building 6, Baoneng science and technology park, Longhua district, Shenzhen, China

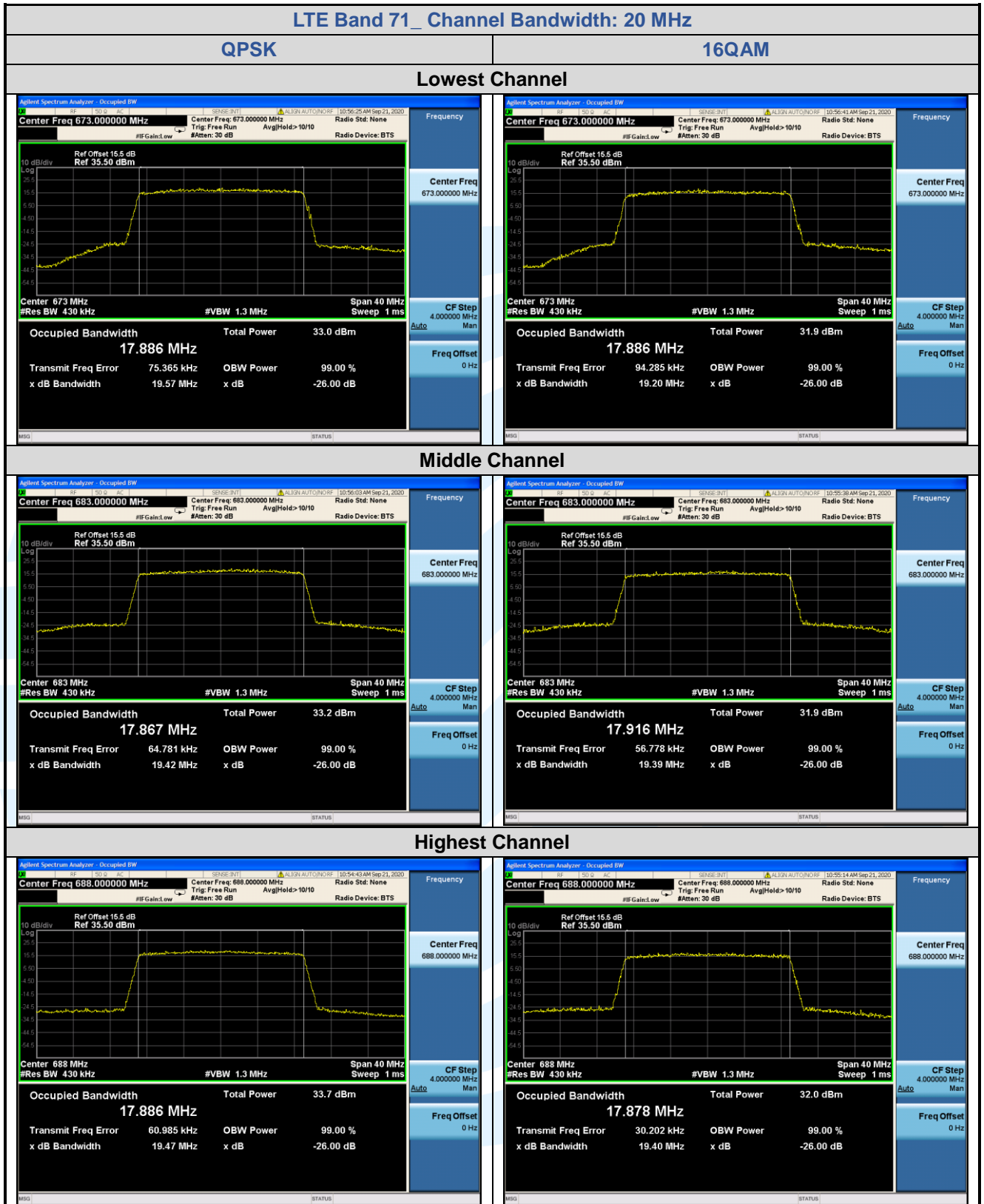
Tel: +86-755-28230888

Fax: +86-755-28230886

E-mail: info@uttlab.com

<http://www.uttlab.com>

UTTR-RF-FCC4G-V1.1



Shenzhen UnionTrust Quality and Technology Co., Ltd.

Address: Unit D/E of 9/F and 16/F, Block A, Building 6, Baoneng science and technology park, Longhua district, Shenzhen, China

Tel: +86-755-28230888

Fax: +86-755-28230886

E-mail: info@uttlab.com

<http://www.uttlab.com>

UTTR-RF-FCC4G-V1.1

5.6 BAND EDGE AT ANTENNA TERMINALS

Test Requirement: LTE Band 2: FCC 47 CFR Part 24.238(a), RSS-133 Issue 6, Amendment 1, Section 6.5
 LTE Band 4 & LTE Band 66: FCC 47 CFR Part 27.53(h)(1), RSS-139 Issue 4, Section 5.6
 LTE Band 5 & LTE Band 26: FCC 47 CFR Part 22.917(a), RSS-132 Issue 4, Section 5.5
 LTE Band 8: FCC 47 CFR Part 27.1509(a)
 LTE Band 12: FCC 47 CFR Part 27.53(g), RSS-130 Issue 2, Section 4.7
 LTE Band 13: FCC 47 CFR Part 27.53(c)(2), RSS-130 Issue 2, Section 4.7
 LTE Band 26: FCC 47 CFR Part 90.691

Test Method: ANSI C63.26-2015 & KDB 971168 D01v03r01

Limit:

FCC 47 CFR Part 24.238(a), 27.53(h)(1), 22.917(a) :

The power of any emission outside of the authorized operating frequency ranges must be attenuated below the transmitting power (P) by a factor of at least $43 + 10 \log(P)$ dB. The emission limit equal to -13 dBm.

FCC 47 CFR Part 27.53(g):

For operations in the 600 MHz band and the 698-746 MHz band, the power of any emission outside a licensee's frequency band(s) of operation shall be attenuated below the transmitter power (P) within the licensed band(s) of operation, measured in watts, by at least $43 + 10 \log(P)$ dB. Compliance with this provision is based on the use of measurement instrumentation employing a resolution bandwidth of 100 kilohertz or greater. However, in the 100 kilohertz bands immediately outside and adjacent to a licensee's frequency block, a resolution bandwidth of at least 30 kHz may be employed.

FCC 47 CFR Part 27.53(c)(2):

On any frequency outside the 776-788 MHz band, the power of any emission shall be attenuated outside the band below the transmitter power (P) by at least $43 + 10 \log(P)$ dB;

FCC 47 CFR Part 90.691:

(a)(1) For any frequency removed from the EA licensee's frequency block by up to and including 37.5 kHz, the power of any emission shall be attenuated below the transmitter power (P) in watts by at least $116 \log_{10}(f/6.1)$ decibels or $50 + 10 \log_{10}(P)$ decibels or 80 decibels, whichever is the lesser attenuation, where f is the frequency removed from the center of the outer channel in the block in kilohertz and where f is greater than 12.5 kHz.

(a)(2) For any frequency removed from the EA licensee's frequency block greater than 37.5 kHz, the power of any emission shall be attenuated below the transmitter power (P) in watts by at least $43 + 10 \log_{10}(P)$ decibels or 80 decibels, whichever is the lesser attenuation, where f is the frequency removed from the center of the outer channel in the block in kilohertz and where f is greater than 37.5 kHz.

RSS-130 Issue 2, Section 4.7,

General unwanted emissions limits: The unwanted emissions in any 100 kHz bandwidth on any frequency outside the low frequency edge and the high frequency edge of each frequency block range(s), shall be attenuated below the transmitter power, P (dBW), by at least $43 + 10 \log_{10} p$ (watts), dB. However, in the 100 kHz band immediately outside of the equipment's frequency block range, a resolution bandwidth of 30 kHz may be employed.

Additional unwanted emissions limits:

In addition to the limit outlined in section 4.7.1 above, equipment operating in the frequency bands 746- 756 MHz and 777-787 MHz shall also comply with the following restrictions:

- a) The power of any unwanted emissions in any 6.25 kHz bandwidth for all frequencies between 763-775 MHz and 793-806 MHz shall be attenuated below the transmitter power, P (dBW), by at least:
 - i. $76 + 10 \log_{10} p$ (watts), dB, for base and fixed equipment, and
 - ii. $65 + 10 \log_{10} p$ (watts), dB, for mobile and portable equipment.
- b) The e.i.r.p. in the band 1559-1610 MHz shall not exceed -70 dBW/MHz for wideband signal and -80 dBW for discrete emission with bandwidth less than 700 Hz.

RSS-132 Issue 4, Section 5.5,

In the first 1.0 MHz band immediately outside and adjacent to each of the sub-bands specified in Section 5.1, the power of emissions per any 1% of the occupied bandwidth shall be attenuated (in dB) below the

Shenzhen UnionTrust Quality and Technology Co., Ltd.

Address: Unit D/E of 9/F and 16/F, Block A, Building 6, Baoneng science and technology park, Longhua district, Shenzhen, China

Tel: +86-755-28230888

Fax: +86-755-28230886

E-mail: info@uttlab.com

<http://www.uttlab.com>

UTTR-RF-FCC4G-V1.1

transmitter output power P (dBW) by at least $43 + 10 \log_{10} p$ (watts).

After the first 1.0 MHz immediately outside and adjacent to each of the sub-bands, the power of emissions in any 100 kHz bandwidth shall be attenuated (in dB) below the transmitter output power P (dBW) by at least $43 + 10 \log_{10} p$ (watts). If the measurement is performed using 1% of the occupied bandwidth, power integration over 100 kHz is required.

RSS-133 Issue 6, Amendment 1, Section 6.5,

In the 1.0 MHz bands immediately outside and adjacent to the equipment's operating frequency block, the emission power per any 1% of the emission bandwidth shall be attenuated (in dB) below the transmitter output power P (dBW) by at least $43 + 10 \log_{10} p$ (watts).

After the first 1.0 MHz, the emission power in any 1 MHz bandwidth shall be attenuated (in dB) below the transmitter output power P (dBW) by at least $43 + 10 \log_{10} p$ (watts). If the measurement is performed using 1% of the emission bandwidth, power integration over 1.0 MHz is required.

RSS-139 Issue 4, Section 5.6,

Unwanted emissions shall be measured in terms of average values.

For all equipment, the TRP or total conducted power (sum of conducted power across all antenna connectors) of the unwanted emissions outside the frequency block or frequency block group shall not exceed the limits shown in table 6.

Table 6: Unwanted emission limits

Offset from the edge of the frequency block or frequency block group	Unwanted emission limits
≤ 1 MHz	-13 dBm/(1% of OB*)
>1 MHz	-13 dBm/MHz

*OB is the occupied bandwidth.

In addition to complying with the above limits, equipment operating in the band 2180-2200 MHz may require additional filtering (see SRSP-519).

Test Procedure:

The transmitter output was connected to a calibrated coaxial cable and coupler, the other end of which was connected to a spectrum analyzer.

For each band edge measurement:

- 1) Set the spectrum analyzer span to include the block edge frequency.
- 2) Set a marker to point the corresponding band edge frequency in each test case.
- 3) Set display line at -13 dBm
- 4) Set resolution bandwidth to at least 1% of emission bandwidth.
- 5) Set spectrum analyzer with RMS detector.
- 6) Record the max trace plot into the test report

Note: The cable loss and attenuator loss were offset into measure device as an amplitude offset.

Test Setup: Refer to section 4.2.2 for details.

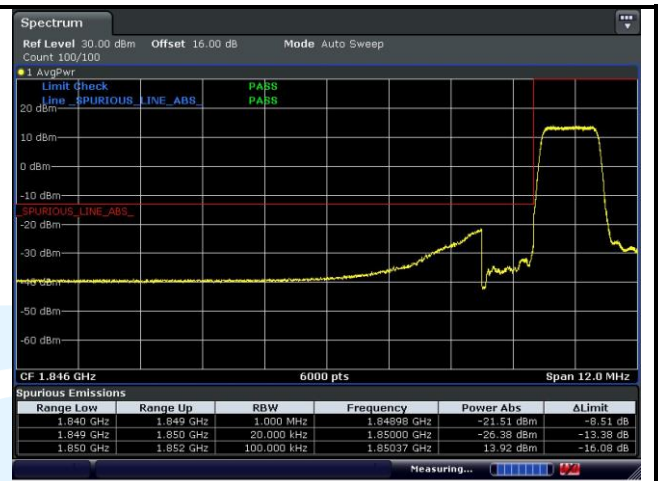
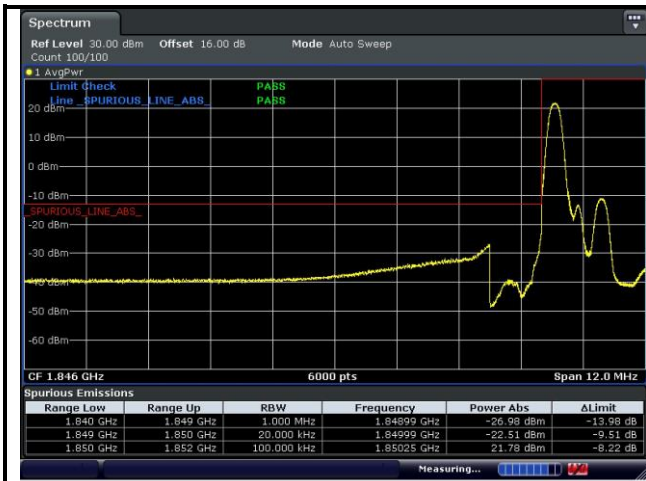
Instruments Used: Refer to section 3 for details

Test Mode: Link mode

Test Results: Pass

5.6.1 LTE Band 2

LTE Band 2 / 1.4 MHz / QPSK	
1 RB	Full RB
Lowest Channel	



Date: 21.SEP.2020 16:11:59

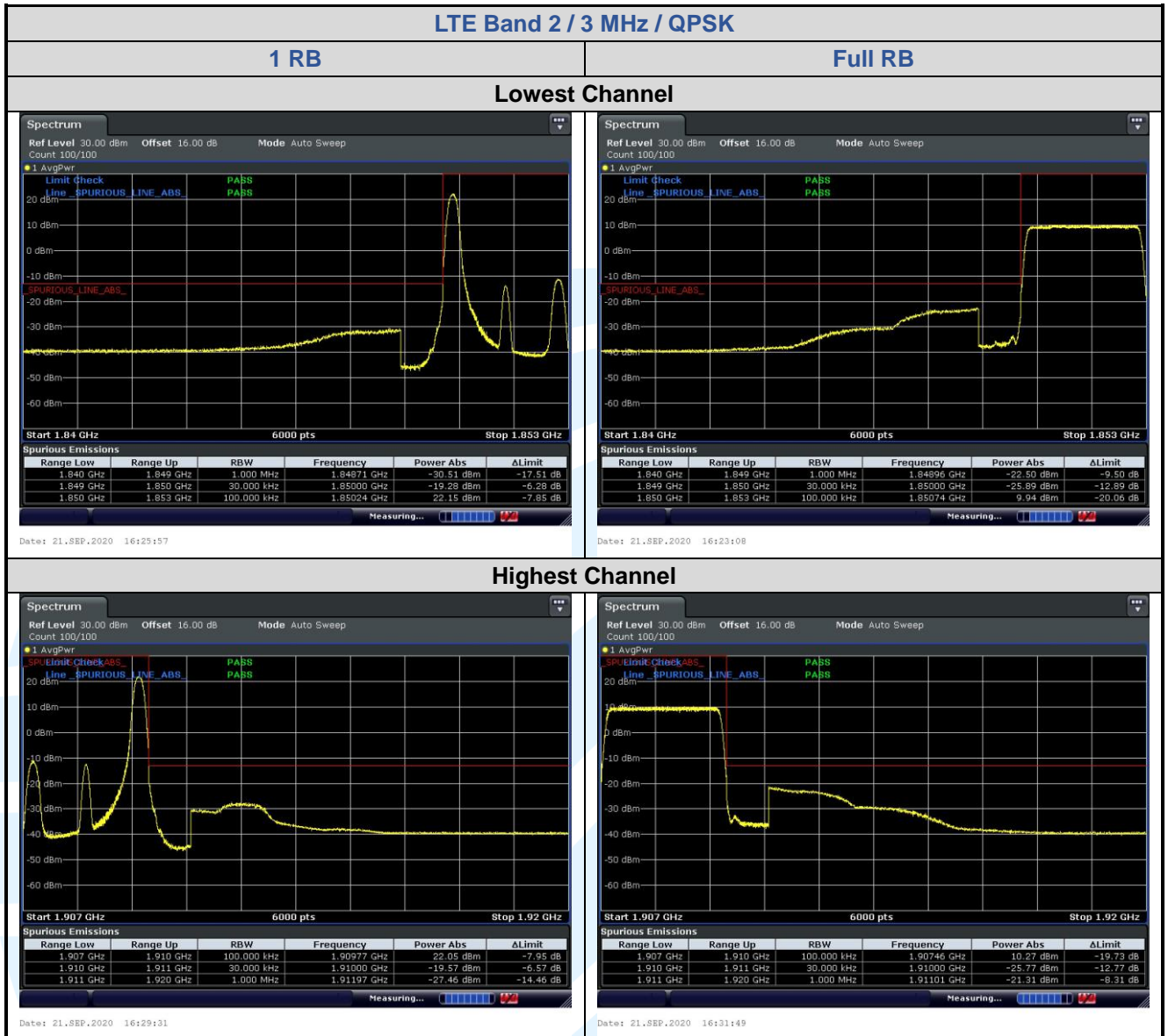
Date: 21.SEP.2020 16:08:31

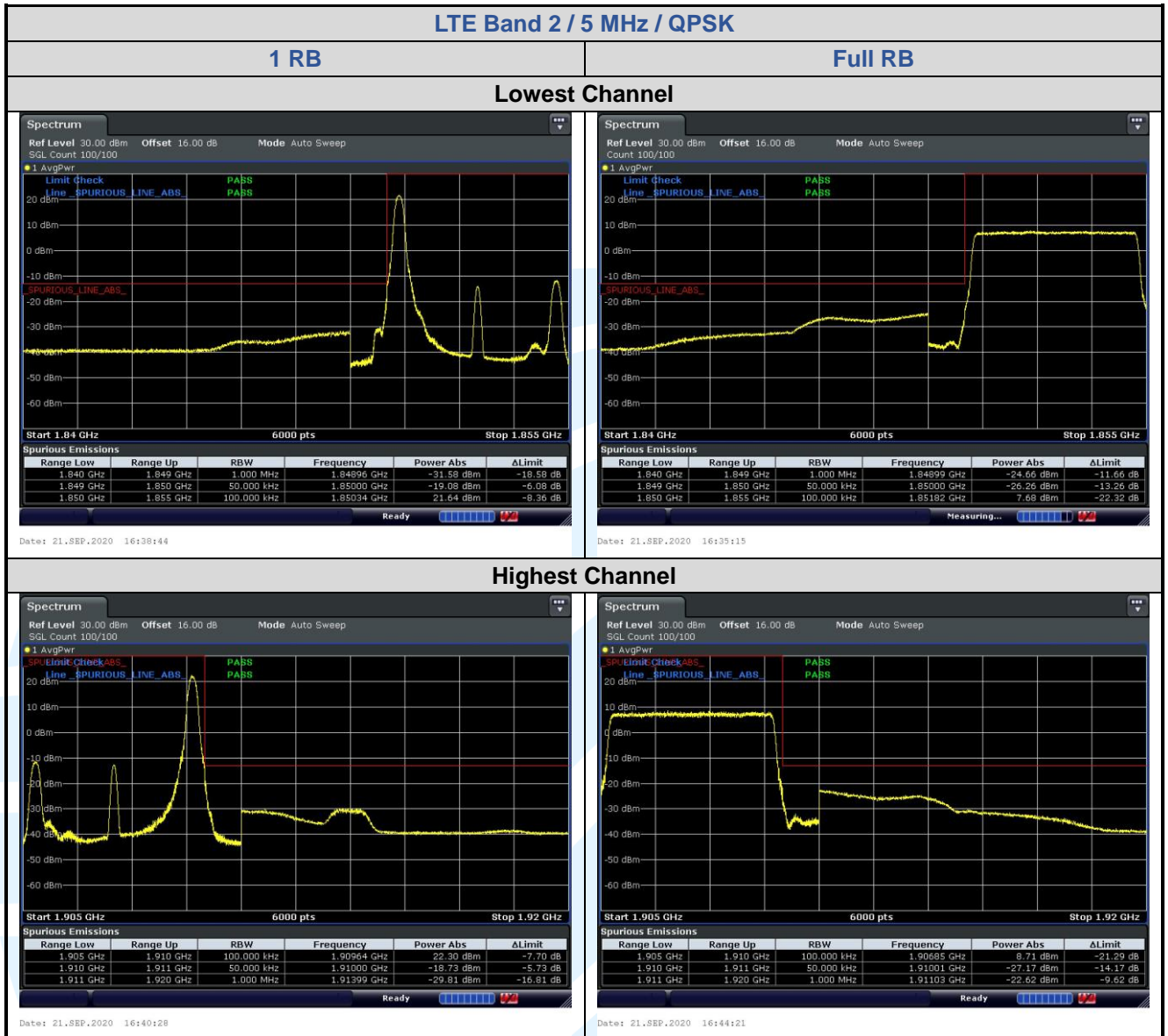
Highest Channel

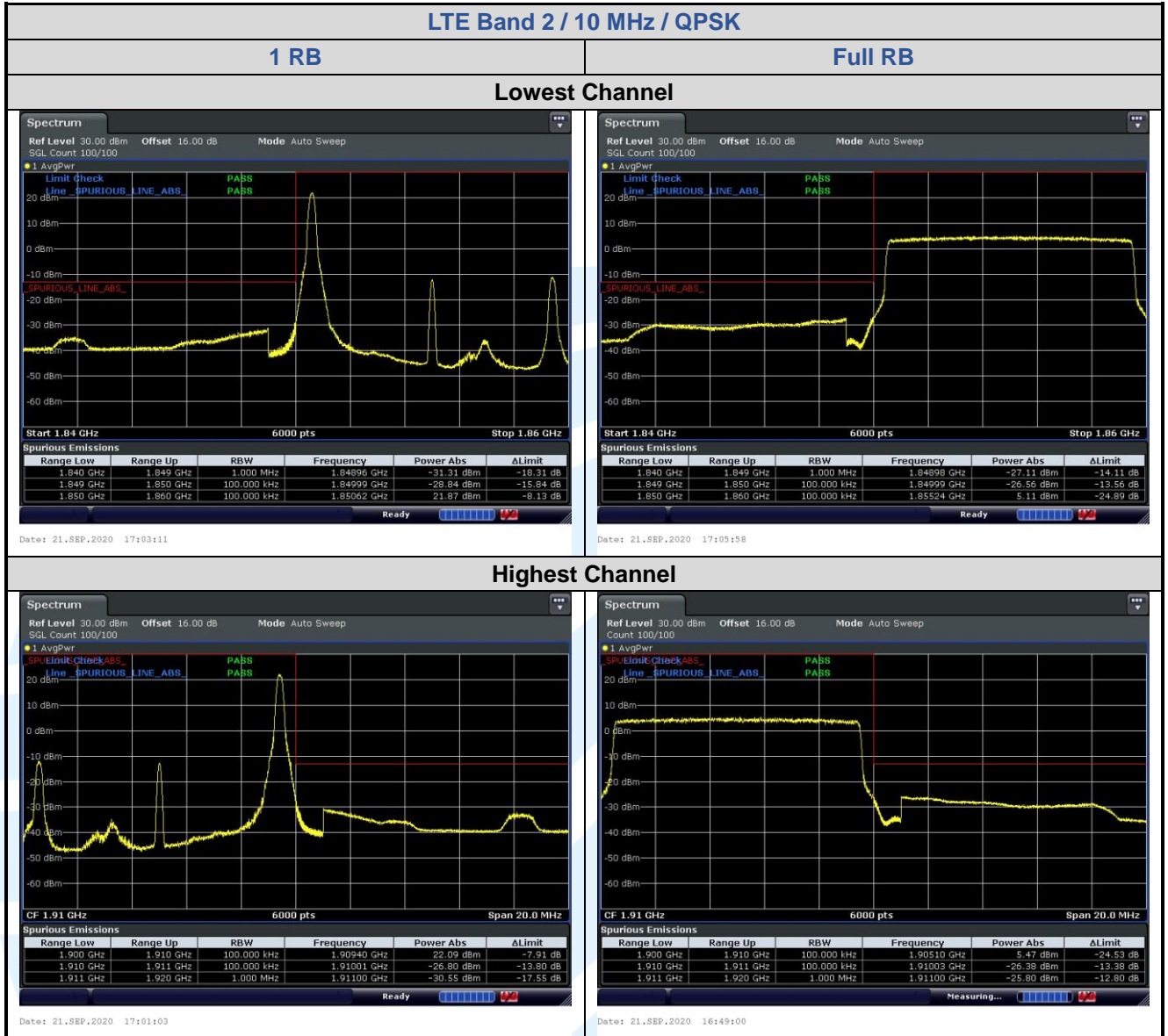


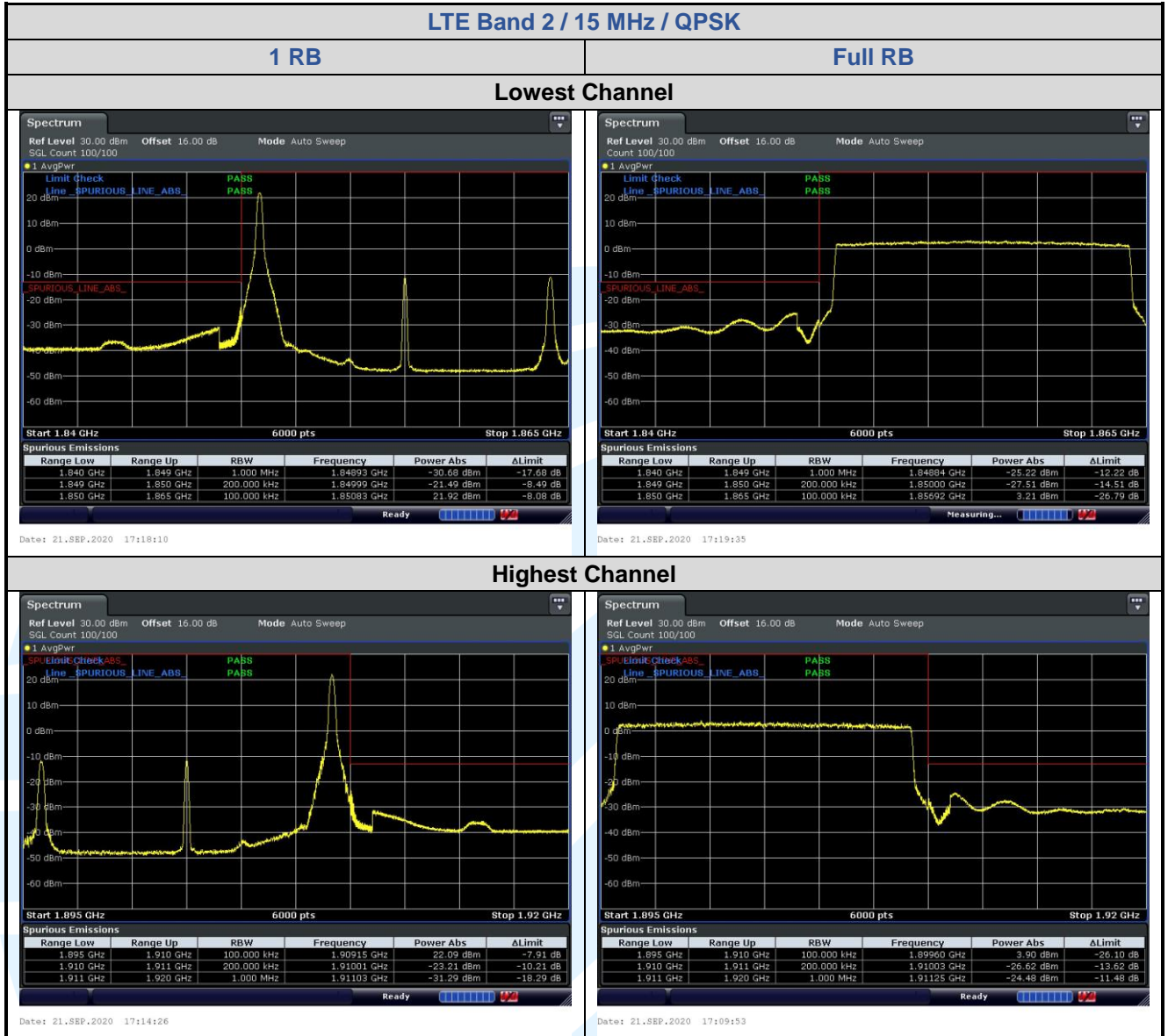
Date: 21.SEP.2020 16:16:21

Date: 21.SEP.2020 16:19:22









Shenzhen UnionTrust Quality and Technology Co., Ltd.

Address: Unit D/E of 9/F and 16/F, Block A, Building 6, Baoneng science and technology park, Longhua district, Shenzhen, China

Tel: +86-755-28230888

Fax: +86-755-28230886

E-mail: info@uttlab.com

<http://www.uttlab.com>

UTTR-RF-FCC4G-V1.1