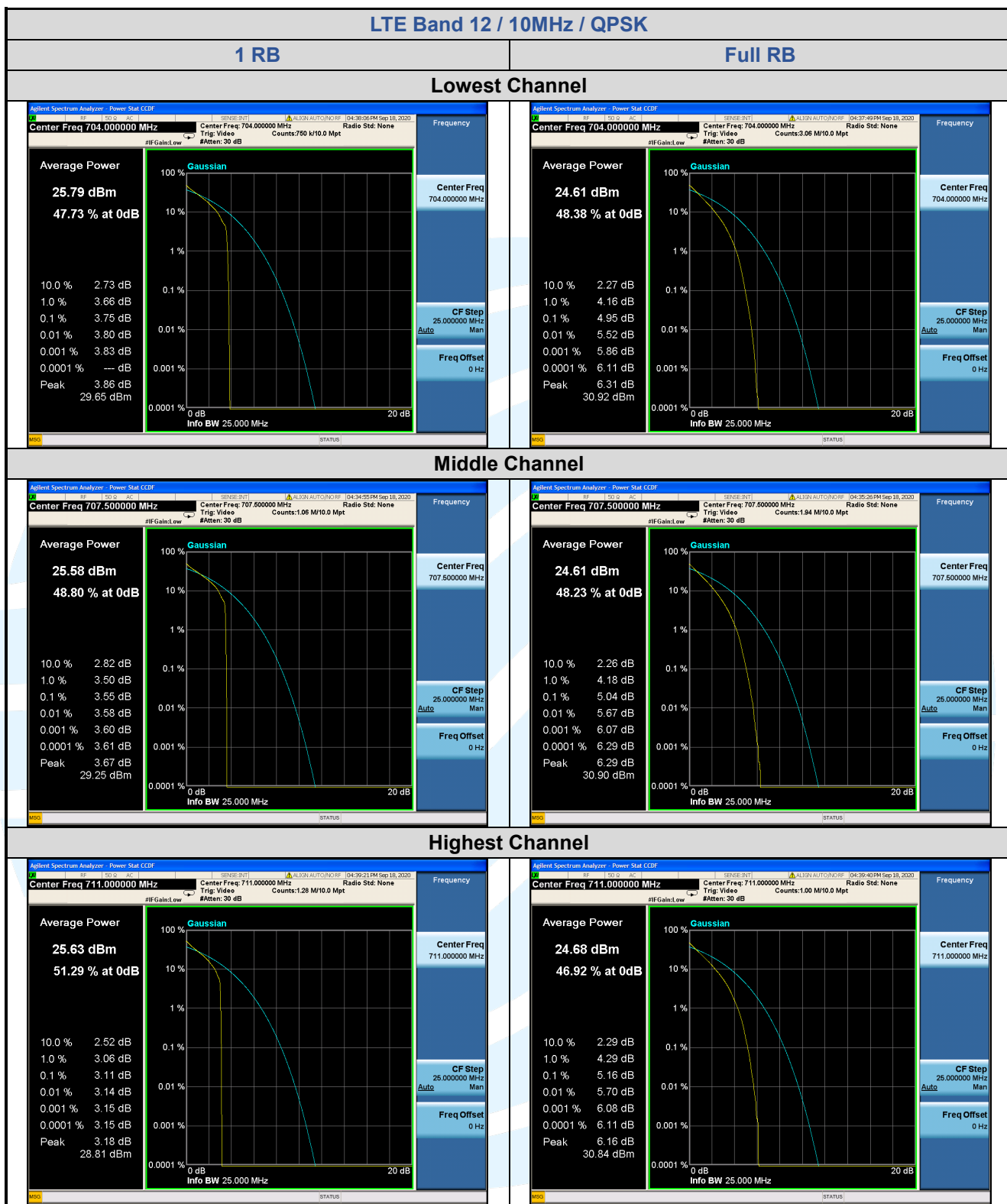
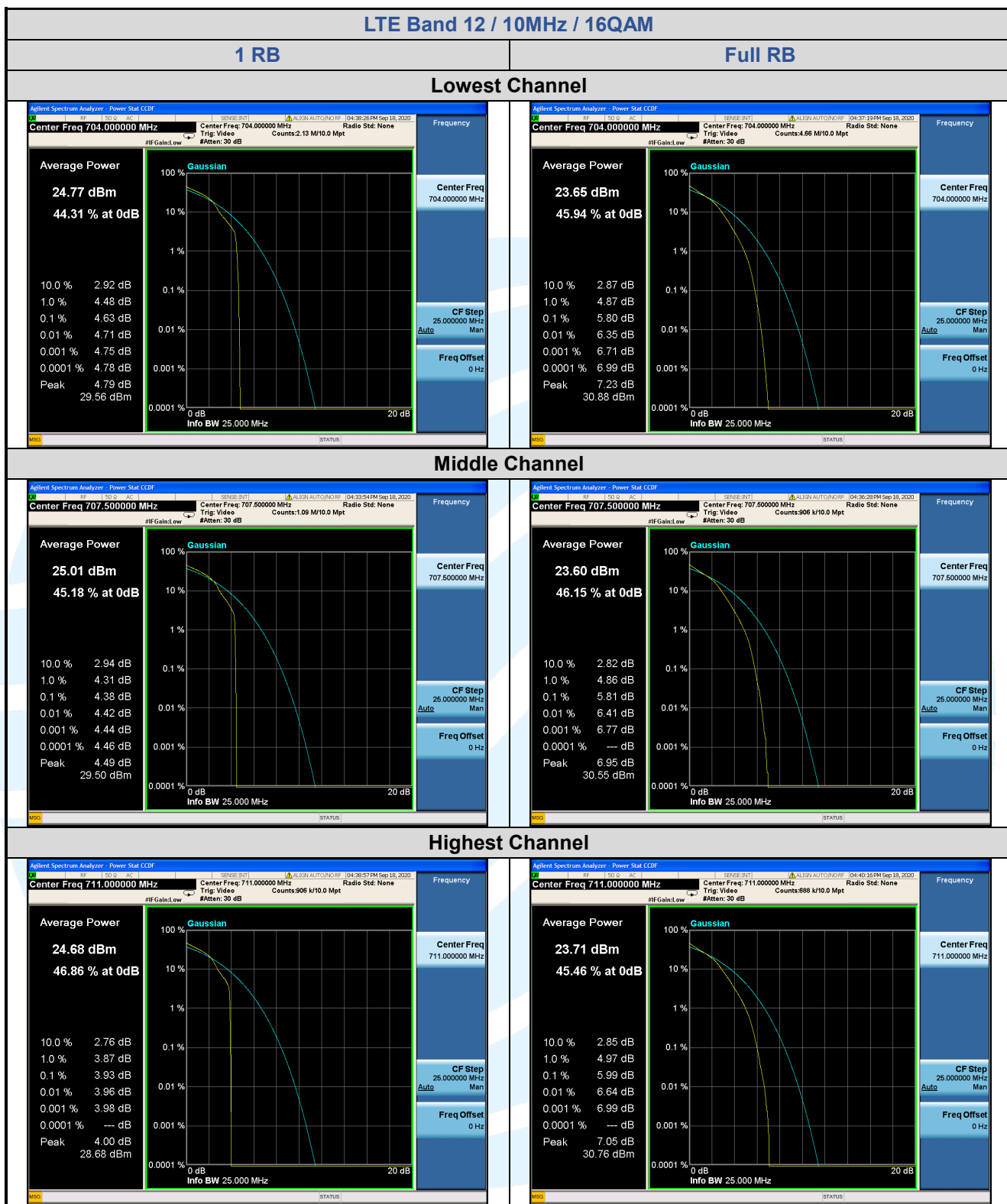


#### 5.4.4 LTE Band 12

LTE Band 12 Peak-to-average ratio (dB)						
Channel	RB Configuration	Channel Bandwidth: 10 MHz			Limit (dB)	Result
		QPSK	16QAM	64QAM		
Lowest	1 RB	3.75	4.63	/	13	Pass
	Full RB	4.95	5.80	/	13	Pass
Middle	1 RB	3.55	4.38	/	13	Pass
	Full RB	5.04	5.81	/	13	Pass
Highest	1 RB	3.11	3.93	/	13	Pass
	Full RB	5.16	5.99	/	13	Pass

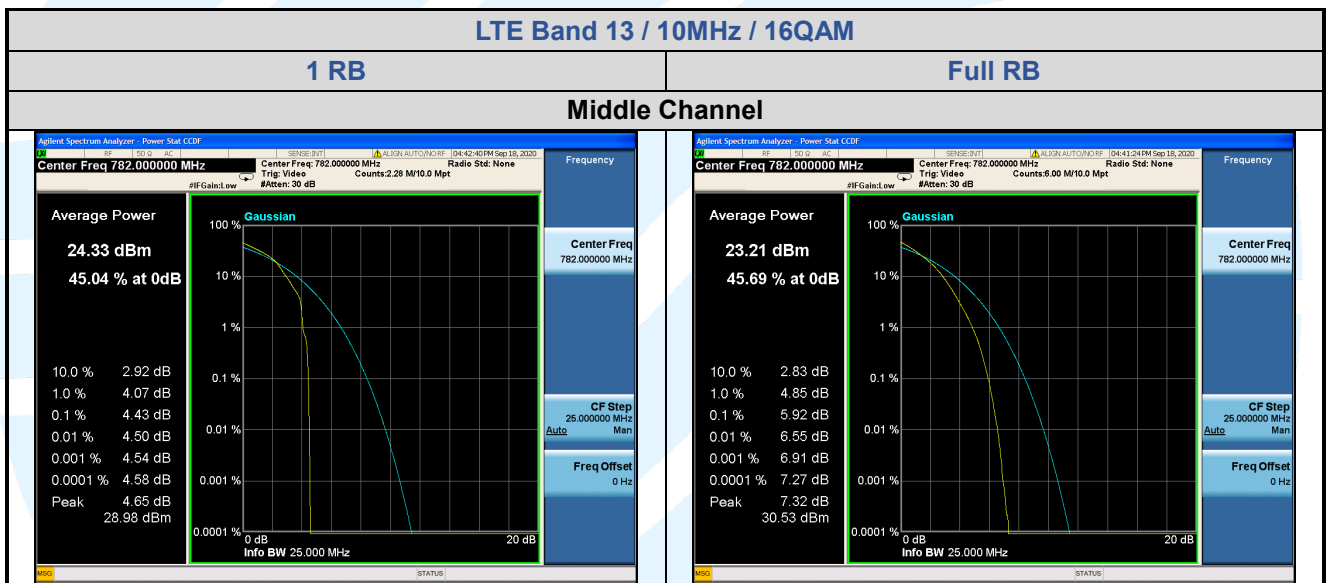
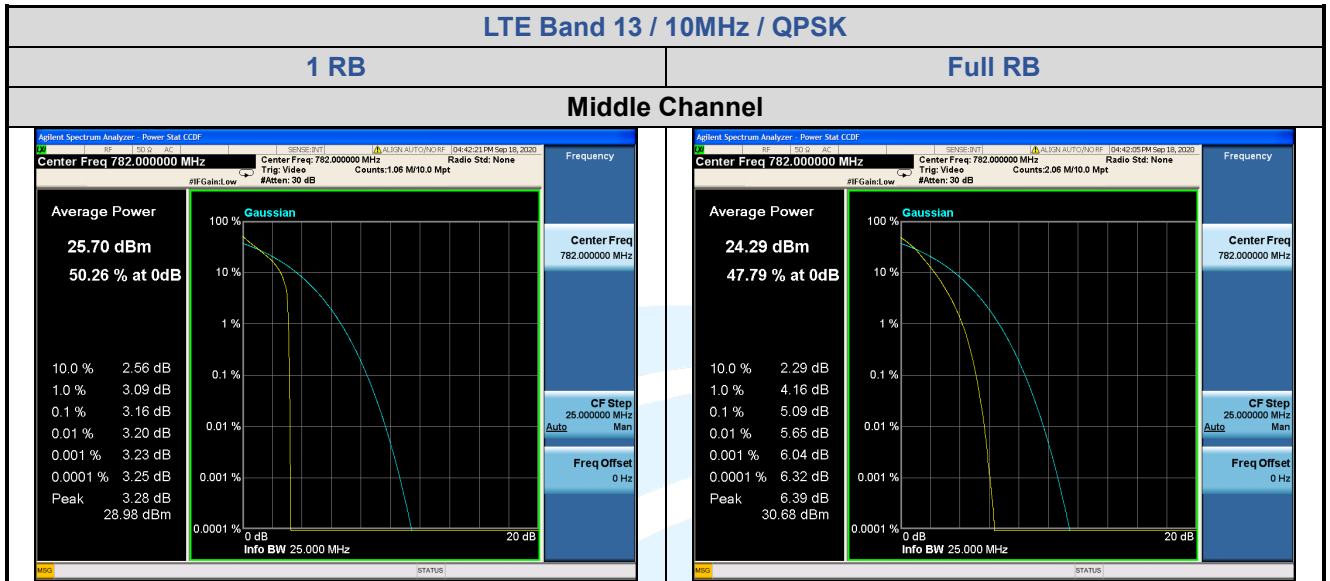




#### 5.4.5 LTE Band 13

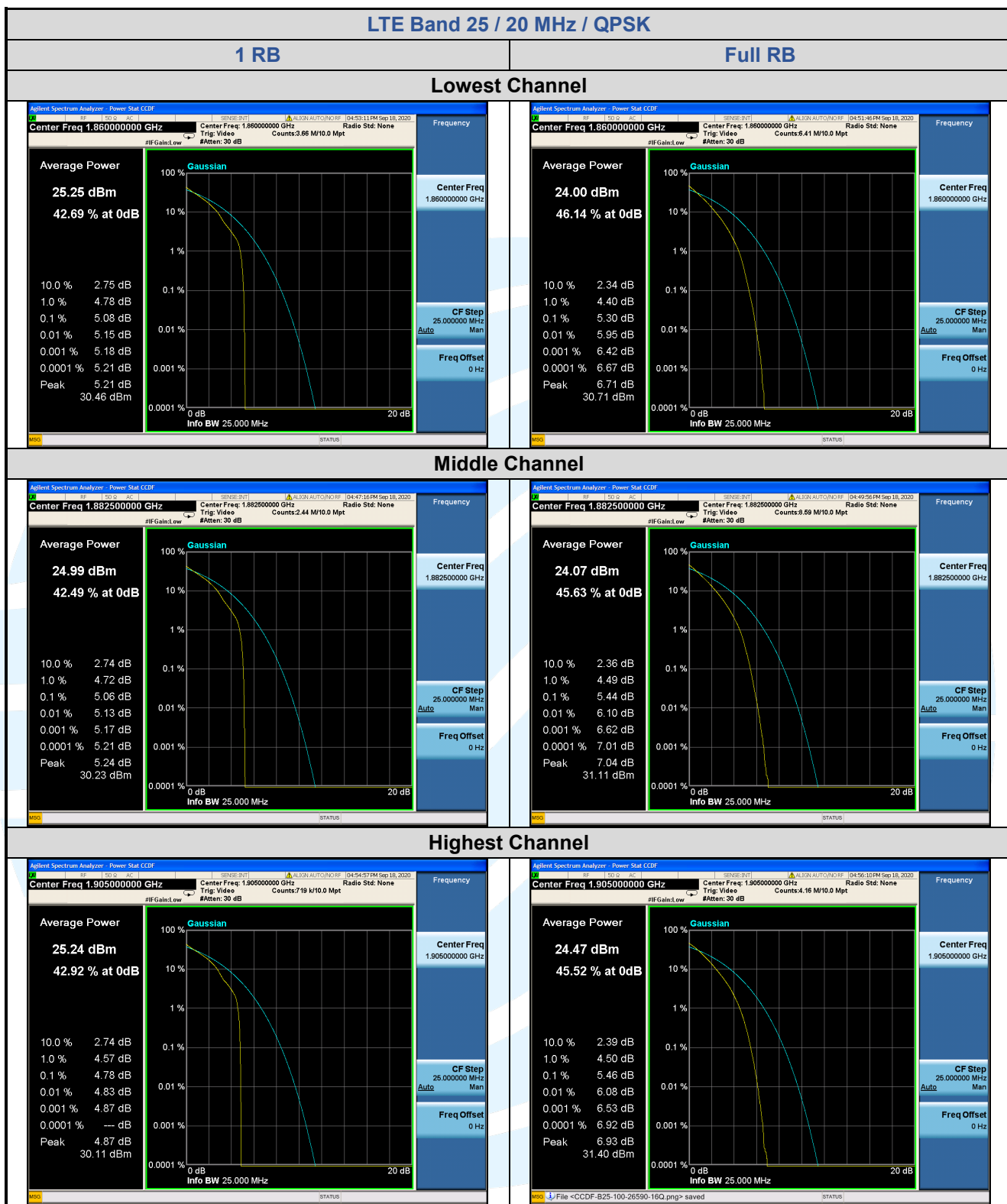
LTE Band 13 Peak-to-average ratio (dB)						
Channel	RB Configuration	Channel Bandwidth: 10 MHz			Limit (dB)	Result
		QPSK	16QAM	64QAM		
Middle	1 RB	3.16	4.43	/	13	Pass
	Full RB	5.09	5.92	/	13	Pass



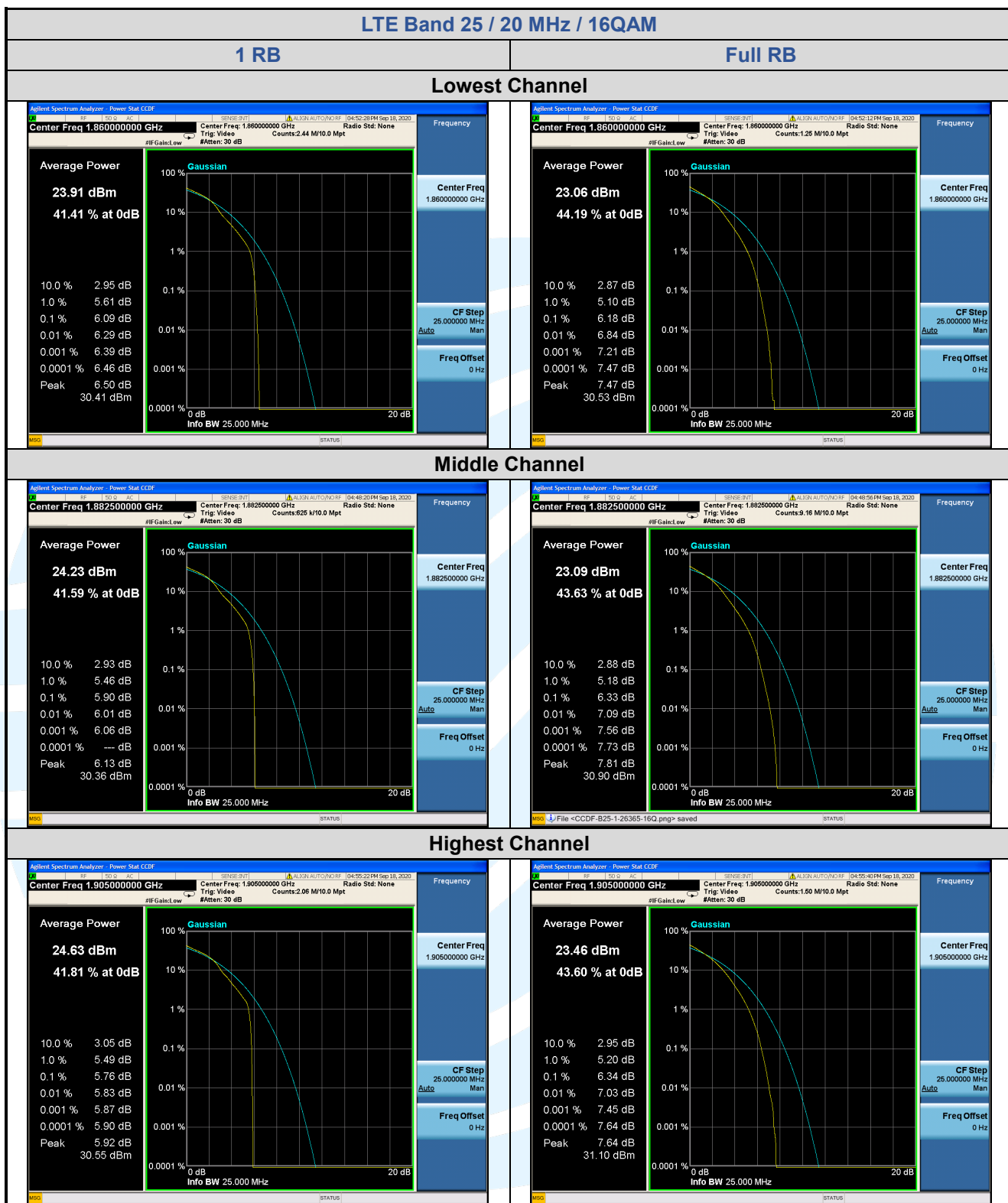


#### 5.4.6 LTE Band 25

LTE Band 25 Peak-to-average ratio (dB)						
Channel	RB Configuration	Channel Bandwidth: 20 MHz			Limit (dB)	Result
		QPSK	16QAM	64QAM		
Lowest	1 RB	5.08	6.09	/	13	Pass
	Full RB	5.30	6.18	/	13	Pass
Middle	1 RB	5.06	5.90	/	13	Pass
	Full RB	5.44	6.33	/	13	Pass
Highest	1 RB	4.78	5.76	/	13	Pass
	Full RB	5.46	6.34	/	13	Pass

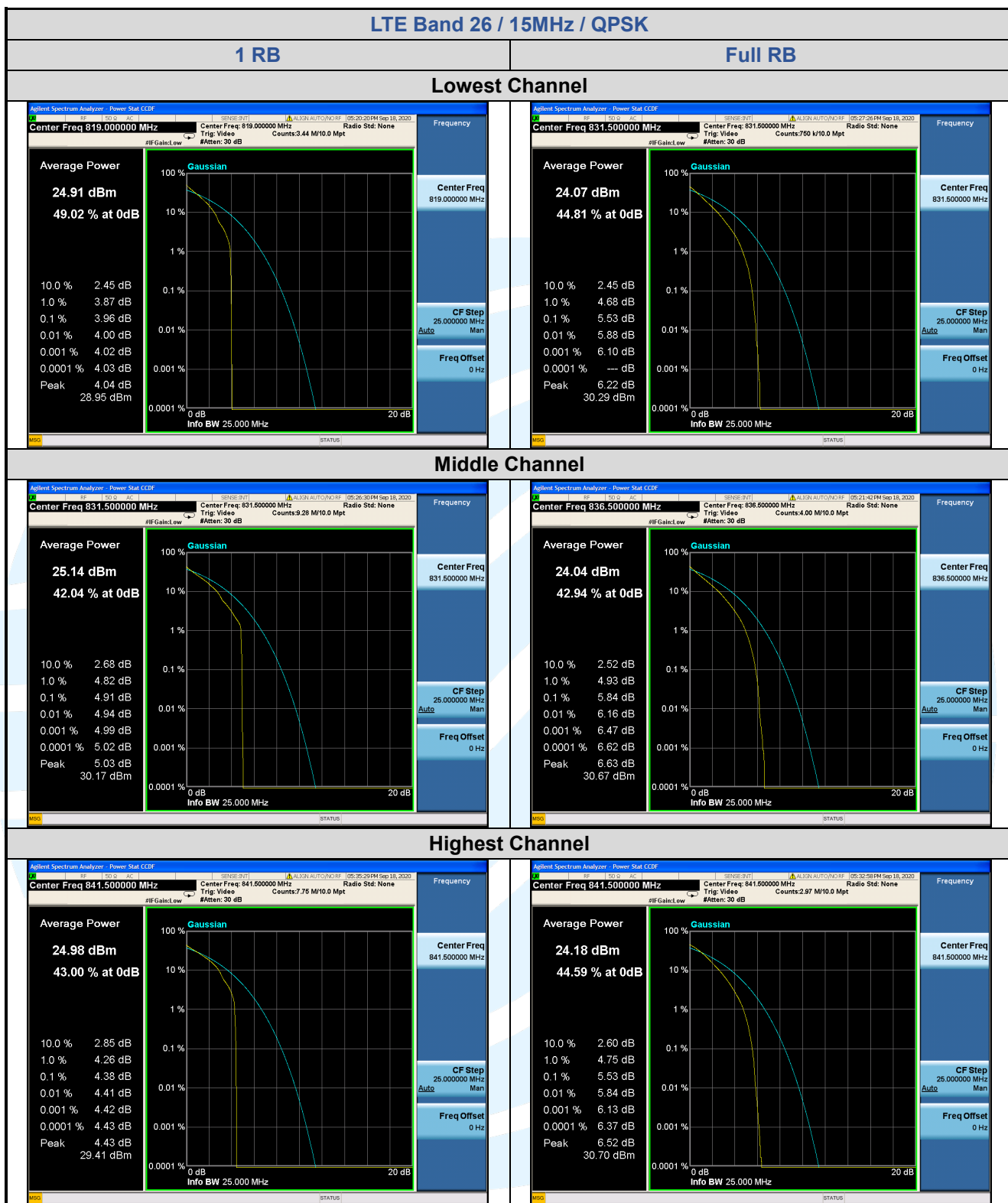


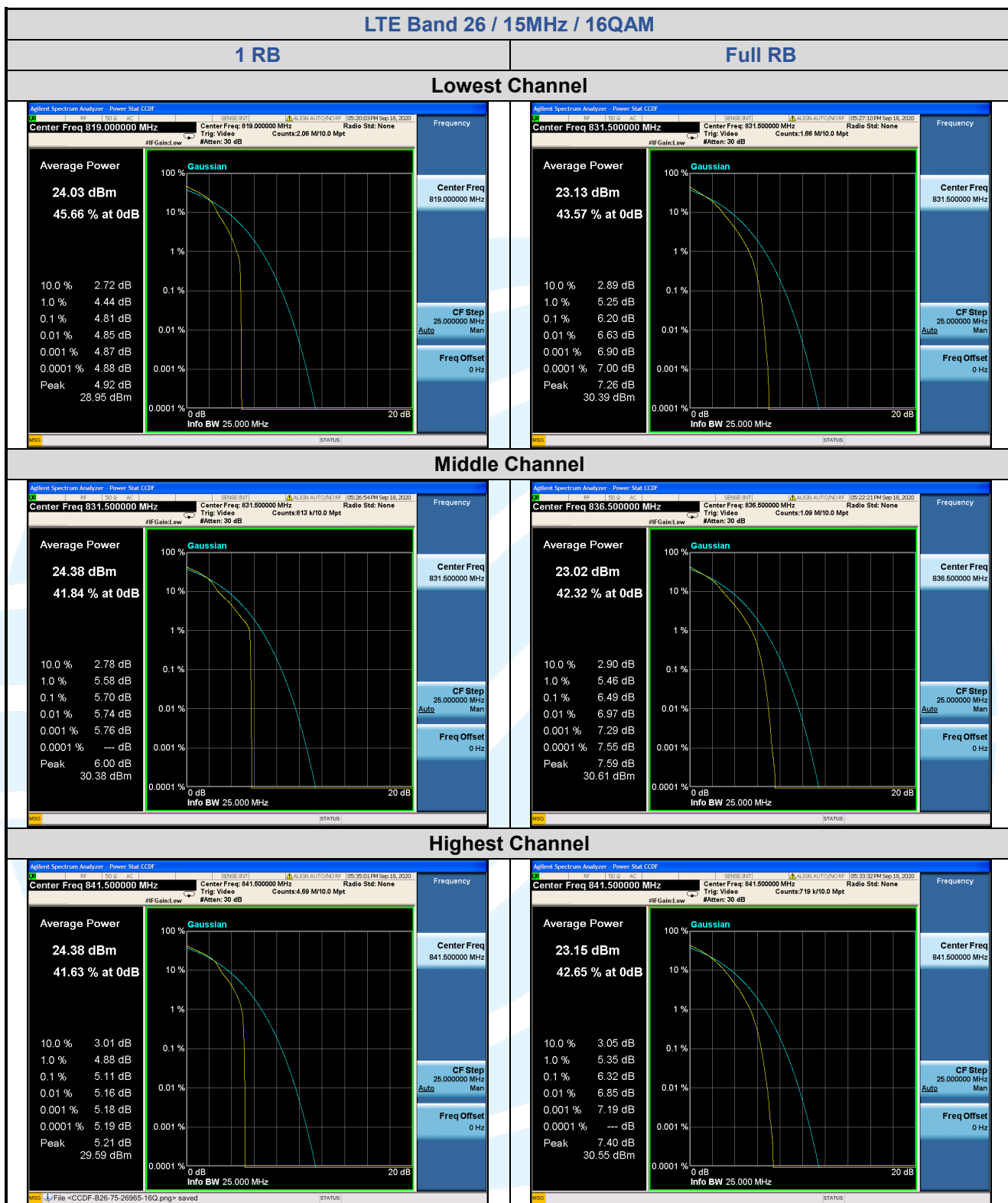




#### 5.4.7 LTE Band 26

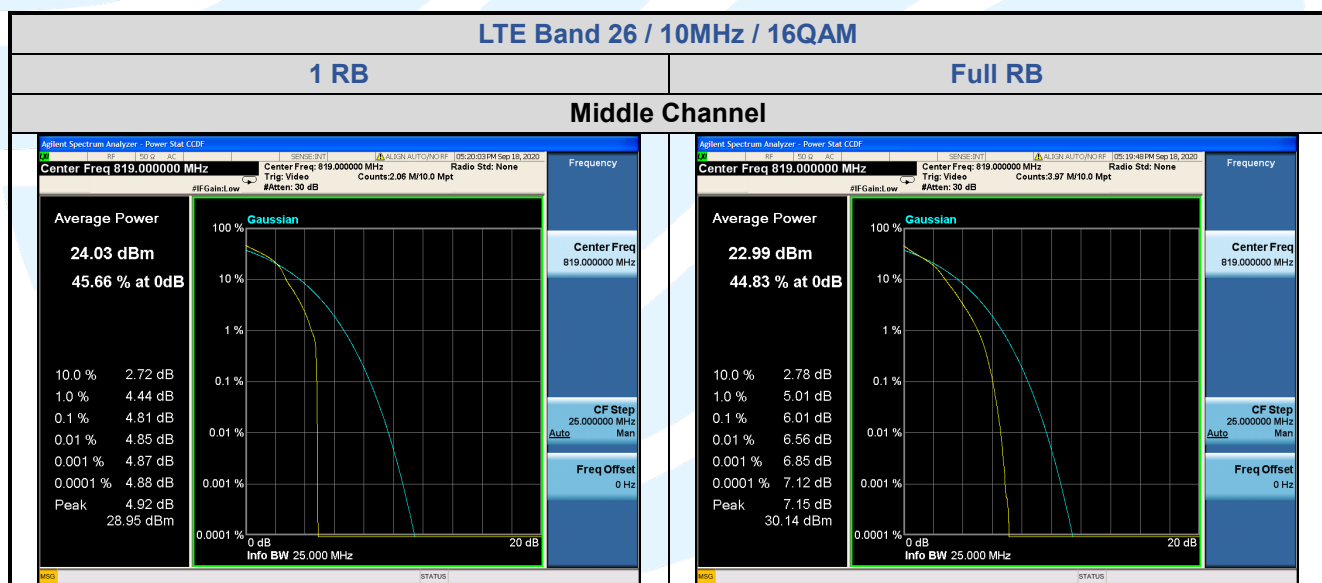
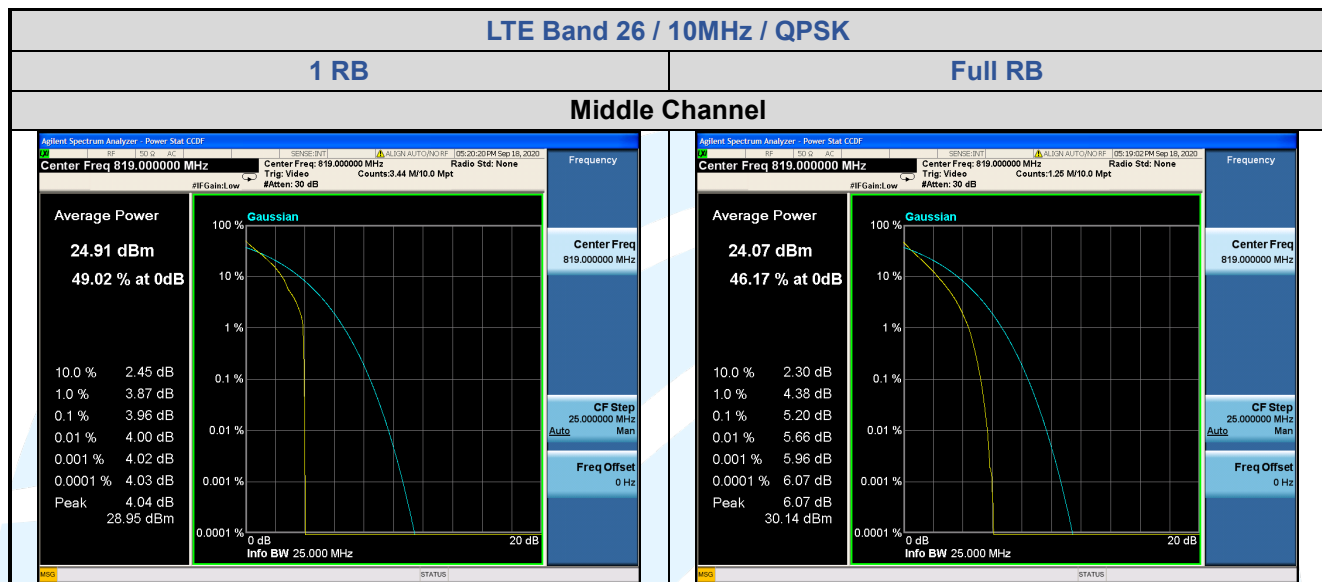
LTE Band 26 Peak-to-average ratio (dB)						
Channel	RB Configuration	Channel Bandwidth: 15 MHz			Limit (dB)	Result
		QPSK	16QAM	64QAM		
Lowest	1 RB	4.91	5.70	/	13	Pass
	Full RB	5.53	6.20	/	13	Pass
Middle	1 RB	4.40	5.25	/	13	Pass
	Full RB	5.84	6.49	/	13	Pass
Highest	1 RB	4.38	5.11	/	13	Pass
	Full RB	5.53	6.32	/	13	Pass





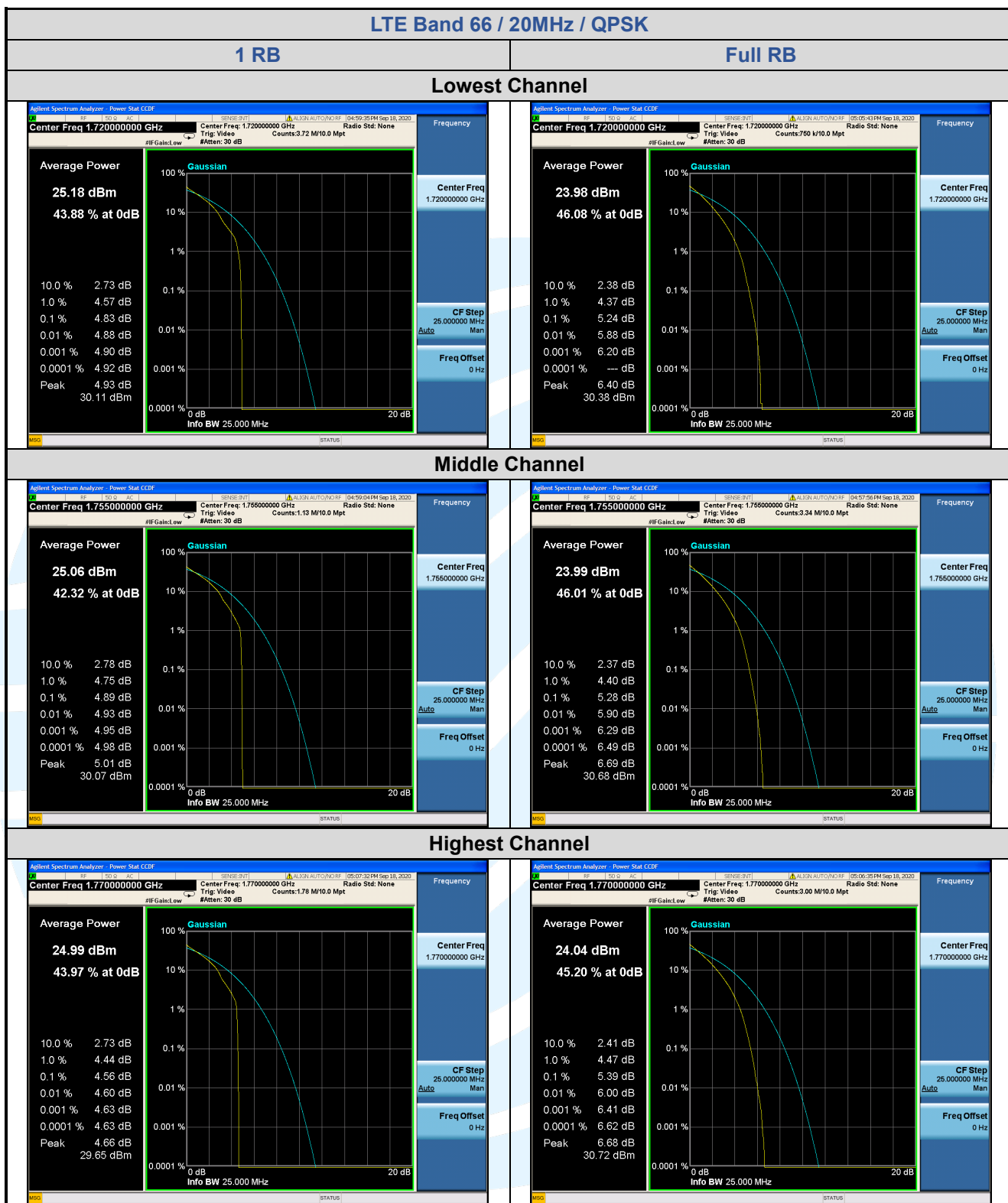
### 5.4.8 LTE Band 26 (Part 90S)

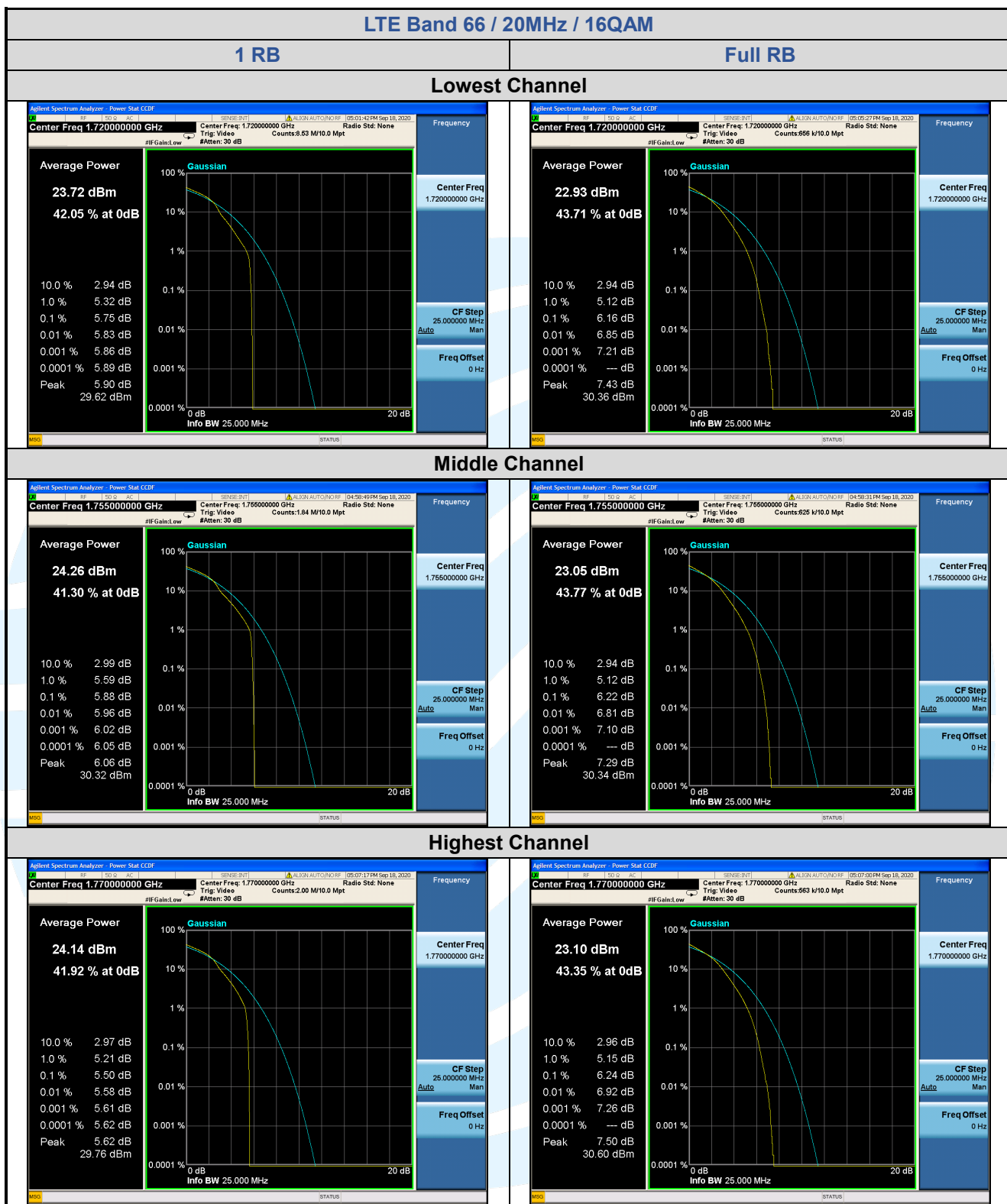
LTE Band 26 Peak-to-average ratio (dB)						
Channel	RB Configuration	Channel Bandwidth: 10 MHz			Limit (dB)	Result
		QPSK	16QAM	64QAM		
Middle	1 RB	3.96	4.81	/	13	Pass
	Full RB	5.20	6.01	/	13	Pass



#### 5.4.9 LTE Band 66

LTE Band 66 Peak-to-average ratio (dB)						
Channel	RB Configuration	Channel Bandwidth: 20 MHz			Limit (dB)	Result
		QPSK	16QAM	64QAM		
Lowest	1 RB	4.83	5.75	/	13	Pass
	Full RB	5.24	6.16	/	13	Pass
Middle	1 RB	4.89	5.88	/	13	Pass
	Full RB	5.28	6.22	/	13	Pass
Highest	1 RB	4.56	5.50	/	13	Pass
	Full RB	5.39	6.24	/	13	Pass

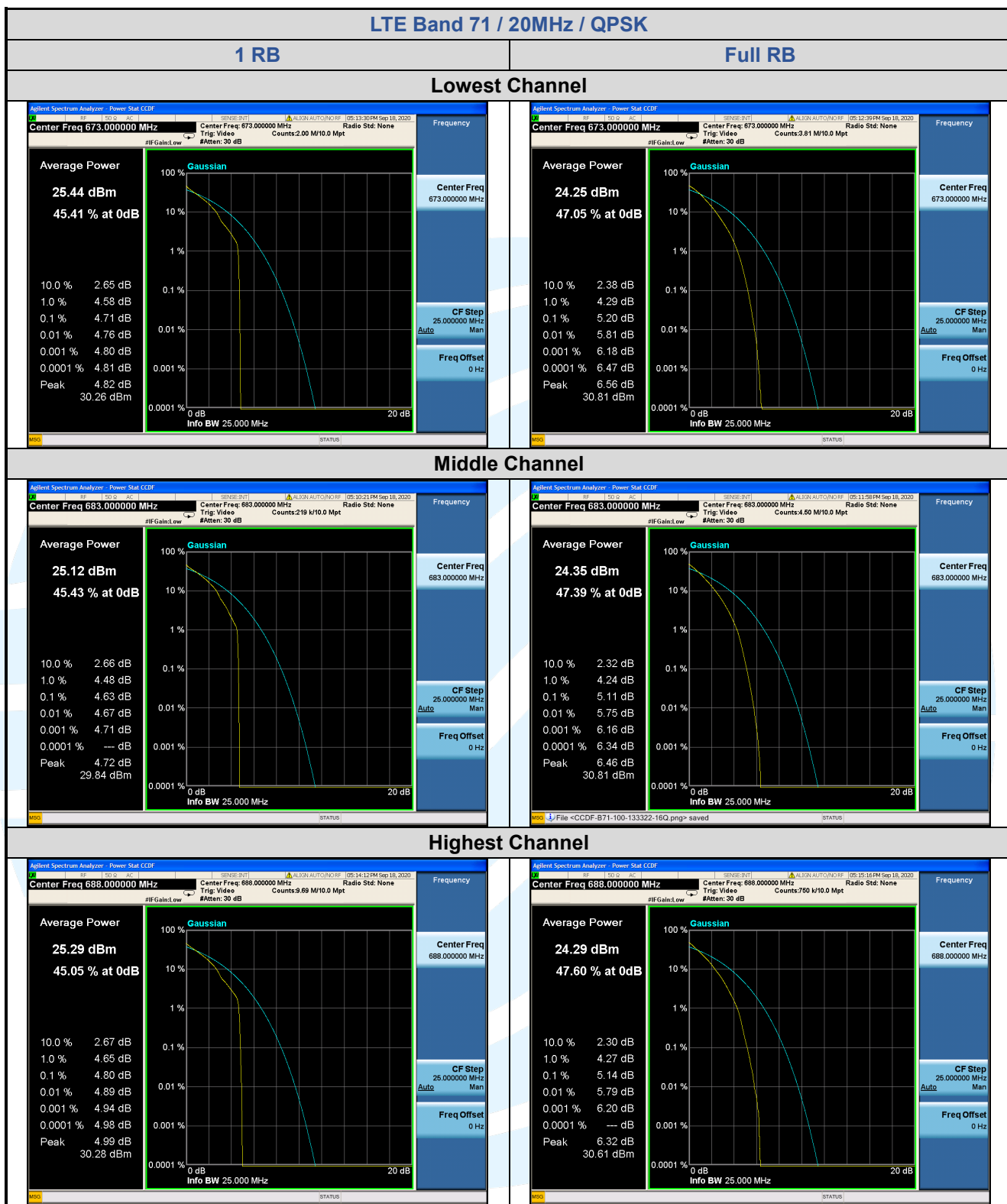


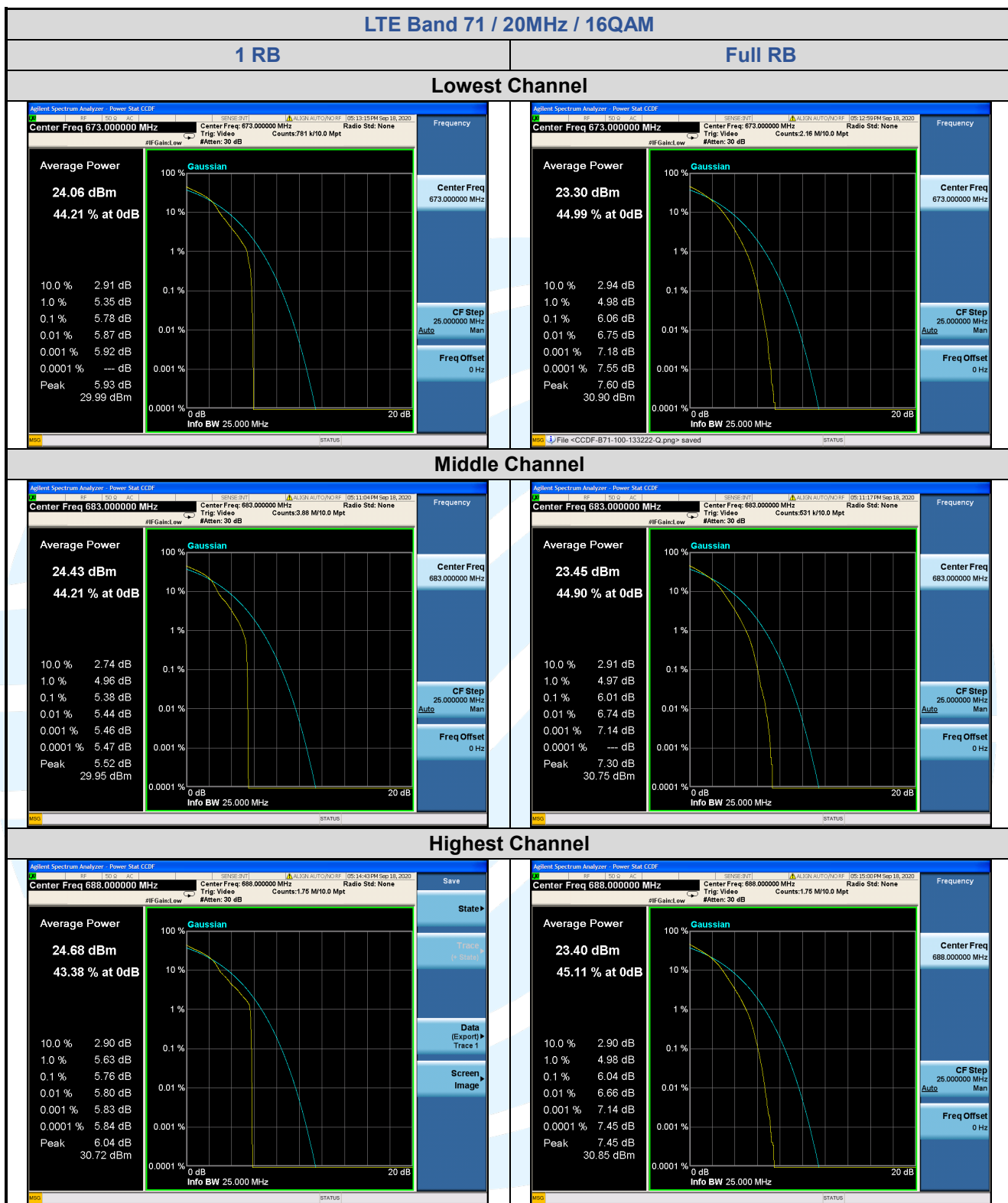




#### 5.4.10 LTE Band 71

LTE Band 71 Peak-to-average ratio (dB)						
Channel	RB Configuration	Channel Bandwidth: 20 MHz			Limit (dB)	Result
		QPSK	16QAM	64QAM		
Lowest	1 RB	4.71	5.78	/	13	Pass
	Full RB	5.20	6.06	/	13	Pass
Middle	1 RB	4.63	5.38	/	13	Pass
	Full RB	5.11	6.01	/	13	Pass
Highest	1 RB	4.80	5.76	/	13	Pass
	Full RB	5.14	6.04	/	13	Pass





## 5.599%&26DB BANDWIDTH

**Test Requirement:** FCC 47 CFR Part 2.1049(h), RSS-Gen Issue 5, Section 6.7

**Test Method:** ANSI C63.26-2015 & KDB 971168 D01v03r01 Section 4

**Limit:** No Limit, for reporting purposes only.

### Test Procedure:

The transmitter output was connected to a calibrated coaxial cable and coupler, the other end of which was connected to a spectrum analyzer. The occupied bandwidth was measured with the spectrum analyzer at the low, middle and high channel in each band. The 99% and -26dB bandwidths was also measured and recorded.

Note: The cable loss and attenuator loss were offset into measure device as an amplitude offset.

**Test Setup:** Refer to section 4.2.2 for details.

**Instruments Used:** Refer to section 3 for details

**Test Mode:** Link mode

**Test Results:** Pass

**Test Data:** See table below

### 5.5.1 LTE Band 2

LTE Band 2								
Channel	RB Configuration		26 dB BW (MHz)			99% BW (MHz)		
	Size	Offset	QPSK	16QAM	64QAM	QPSK	16QAM	64QAM
Channel Bandwidth: 1.4 MHz								
Lowest	6	0	1.310	1.312	/	1.1038	1.1033	/
Middle	6	0	1.314	1.301	/	1.1001	1.1021	/
Highest	6	0	1.292	1.311	/	1.1084	1.0982	/
Channel Bandwidth: 3 MHz								
Lowest	15	0	3.001	3.000	/	2.7071	2.7047	/
Middle	15	0	2.998	2.982	/	2.7050	2.7032	/
Highest	15	0	2.963	2.995	/	2.6999	2.7119	/
Channel Bandwidth: 5 MHz								
Lowest	25	0	5.032	4.996	/	4.5338	4.5140	/
Middle	25	0	5.056	5.024	/	4.5187	4.5234	/
Highest	25	0	5.008	5.016	/	4.5324	4.5258	/
Channel Bandwidth: 10 MHz								
Lowest	50	0	9.896	9.945	/	8.9768	8.9680	/
Middle	50	0	9.926	9.989	/	8.9809	8.9949	/
Highest	50	0	10.02	9.851	/	8.9839	8.9855	/
Channel Bandwidth: 15 MHz								
Lowest	75	0	14.77	14.78	/	13.446	13.455	/
Middle	75	0	14.73	14.80	/	13.407	13.471	/
Highest	75	0	14.75	14.83	/	13.457	13.476	/
Channel Bandwidth: 20 MHz								
Lowest	100	0	19.43	19.55	/	17.920	17.914	/
Middle	100	0	19.65	19.61	/	17.931	17.934	/
Highest	100	0	19.48	19.52	/	17.946	17.969	/

## Shenzhen UnionTrust Quality and Technology Co., Ltd.

Address: Unit D/E of 9/F and 16/F, Block A, Building 6, Baoneng science and technology park, Longhua district, Shenzhen, China

Tel: +86-755-28230888

Fax: +86-755-28230886

E-mail: info@uttlab.com

<http://www.uttlab.com>

UTTR-RF-FCC4G-V1.1

