

Annex 2: External photographs to  
**TEST REPORT**  
 No.: 20835060b/c/d/e/15







According to:  
**FCC Regulations**  
 Part 22, Part 24

**IC-Regulations**  
 RSS-132 Issue 3  
 RSS-133 Issue 6  
 RSS-Gen Issue 4

for

**Gemalto M2M GmbH**


**Wireless Module PLS8-X**  
 FCC-ID: QIPPLS8-X  
 IC: 7830A-PLS8X  
 PMN: Cinterion PLS8-X, HVIN: PLS8-X

Laboratory Accreditation and Listings			
 <b>DAkkS</b> Deutsche Akkreditierungsstelle D-PL-12047-01-01	 <b>FCC</b> MRA US-EU 0003	 Industry Canada Reg. No.: 3462D-1 Reg. No.: 3462D-2 Reg. No.: 3462D-3	 Voluntary Controls for Electromagnetic Emissions Reg. No.: R-2666 C-2914, T-1967, G-301
 <b>WiFi</b> ALLIANCE AUTHORIZED RF LABORATORY	 <b>CTIA Authorized Test Lab</b> LAB CODE 20011130-00		
accredited according to DIN EN ISO/IEC 17025			
<p align="center"> <b>CETECOM GmbH</b>            Laboratory Radio Communications &amp; Electromagnetic Compatibility            Im Teelbruch 116 • 45219 Essen • Germany            Registered in Essen, Germany, Reg. No.: HRB Essen 8984            Tel.: + 49 (0) 20 54 / 95 19-954 • Fax: + 49 (0) 20 54 / 95 19-964            E-mail: info@cetecom.com • Internet: www.cetecom.com         </p>			


## Table of contents

1. EXTERNAL EUT PHOTOGRAPHS .....	3
-----------------------------------	---


## 1. External EUT photographs




Photograph 1: EUT A front side




Photograph 2: EUT A rear side



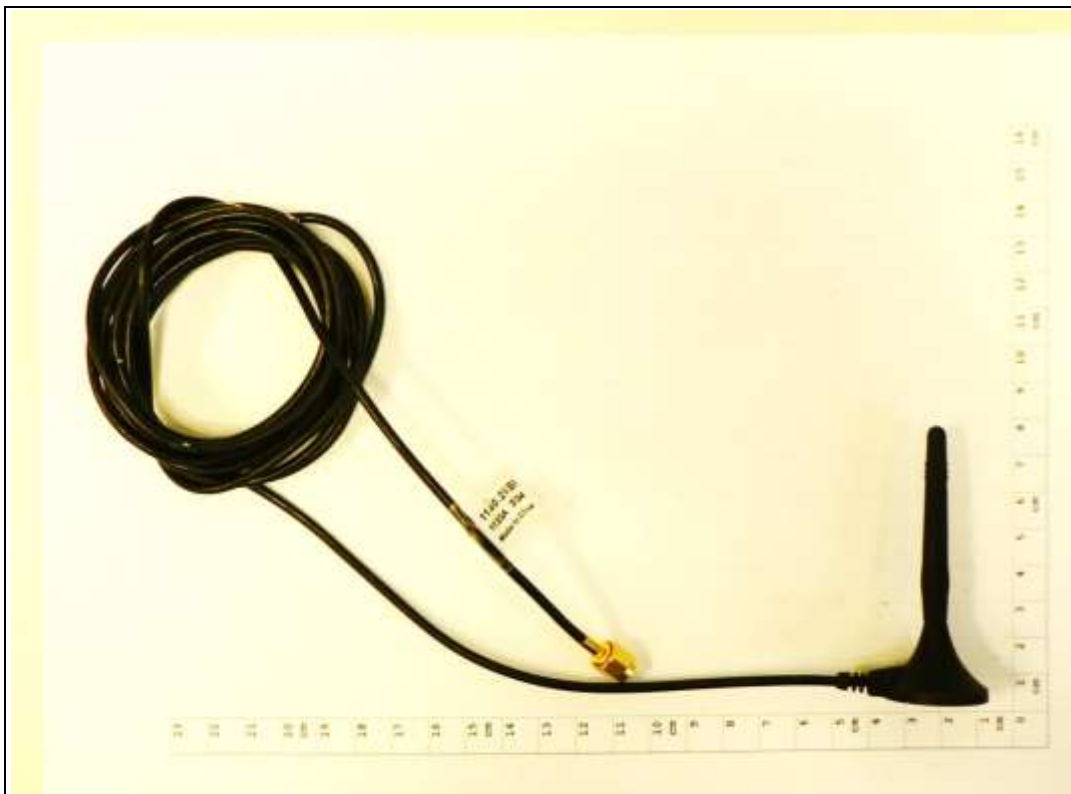
**Photograph 3:** EUT connected to AE4 (DSB75-Adapter)




**Photograph 4:** AE4 rear side view




Photograph 5: AE 4 front side view



Photograph 6: RF-Antenna (AE1 identical to AE 2 and AE3)



**Photograph 7:** Handset (AE 5)



**Photograph 8:** USB-cable (AE 6)



**Photograph 9: AE 7**