

Annex 3: Set-up Photos
to
TEST REPORT
No.: 2-20792474b/10

According to:
FCC Regulations
FCC Part 22H/24E
FCC Part 15.109C
FCC Part 15.209C
&
IC Regulations
RSS-132, Issue 2
RSS-133, Issue 5
RSS-Gen, Issue 2

for

Cinterion Wireless Modules GmbH

Quad-Band GSM/GPRS Module MC55i-W
FCC-ID: QIPMC55i-W
IC: 7830A-MC55i-W






Laboratory Accreditation and Listings			
 <p>Deutscher Akkreditierungs Rat</p> <p>DGA-PL-176/94-03</p>	 <p>Reg. No.: 99538 MRA US-EU 0003</p>	 <p>Industry Canada</p> <p>Reg. No.: 3462D-1 3462D-2</p>	 <p>Reg. No.: R-2665, R-2666 C-2914, T-339</p>
accredited according to DIN EN ISO/IEC 17025			
<p>CETECOM GmbH Laboratory Radio Communications & Electromagnetic Compatibility Im Teelbruch 116 • 45219 Essen • Germany Registered in Essen, Germany, Reg. No.: HRB Essen 8984 Tel.: + 49 (0) 20 54 / 95 19-954 • Fax: + 49 (0) 20 54 / 95 19-964 E-mail: info@cetecom.de • Internet: www.cetecom.com</p>			

Table of contents

1. SET-UP PHOTOGRAPHS3

Total photographs: 4

1. Set-up photographs




Photograph 1: Conducted measurement set-up, climatic tests



Photograph 2: Radiated measurement set-up at SAR (Semi-Anechoic-Room)



Photograph 3: Conducted emissions on AC line measurements



Photograph 4: Conducted maximum output power measurements