







Annex 1: Test set-up photos  
to  
**TEST REPORT**  
No.: 6-0147-12-9-3c

According to:  
**FCC Regulations**  
CFR47: Part 15 B  
Part 15 C  
**IC Regulations**  
RSS Gen, Issue 3  
RSS-132, Issue 2  
RSS-133, Issue 5

for  
**Cinterion Wireless Modules GmbH**

**EHS5-US Module**


FCC-ID: QIPEHS5-US  
IC-ID: 7830A-EHS5US

Laboratory Accreditation and Listings			
 <b>DAkkS</b> Deutsche Akkreditierungsstelle D-PL-12047-01-01	 FEDERAL COMMUNICATIONS COMMISSION USA Reg. No.: 736496 MRA US-EU 0003	 Industry Canada Reg. No.: 3462D-1 Reg. No.: 3462D-2 Reg. No.: 3462D-3	 Voluntary Controls for Electromagnetic Emissions Reg. No.: R-2665, R-2666 C-2914, T-1967, G-301
 <b>WiFi</b> ALLIANCE AUTHORIZED RF LABORATORY	 <b>CTIA Authorized Test Lab</b> LAB CODE 20011130-00		
accredited according to DIN EN ISO/IEC 17025			
<p><b>CETECOM GmbH</b>                      Laboratory Radio Communications &amp; Electromagnetic Compatibility                      Im Teelbruch 116 • 45219 Essen • Germany                      Registered in Essen, Germany, Reg. No.: HRB Essen 8984                      Tel.: + 49 (0) 20 54 / 95 19-954 • Fax: + 49 (0) 20 54 / 95 19-964                      E-mail: info@cetecom.com • Internet: www.cetecom.com</p>			


## Table of contents

<b>1. TEST SET-UP PHOTOGRAPHS .....</b>	<b>3</b>
---	----------


## 1. Test set-up photographs




Radiated field strength measurements in the SAR (Semi-Anechoic-Chamber), test setup 2



Radiated field strength measurements in the FAR (Fully-Semi-Anechoic-Chamber), test setup 2



Emissions AC Power lines measurements, test setup 2.



Conducted emissions measurements in the Radio laboratory 1 (extension shall be 'c' instead of 'a'), test setup 1