

Annex 2: EUT Photos
to
TEST REPORT
No.: 6_0009_11_6_2a

According to:
FCC Regulations
FCC Part 22H/24E
FCC Part 15.207C
FCC Part 15.209C
&
IC Regulations
RSS-132, Issue 2
RSS-133, Issue 5
RSS-Gen, Issue 3

for

Cinterion Wireless Modules GmbH

Quad-Band GSM/GPRS Module BGS2-W
(HW B2.2)
FCC-ID: QIPBGS2
IC: 7830A-BGS2







Laboratory Accreditation and Listings			
 D-PL-12047-01-01	 Reg. No.: 736496 MRA US-EU 0003	 Industry Canada Reg. No.: 3462D-1 3462D-2	 Reg. No.: R-2665, R-2666 C-2914, T-1967 G-301
 LAB CODE 20011130-00			
accredited according to DIN EN ISO/IEC 17025			
CETECOM GmbH Laboratory Radio Communications & Electromagnetic Compatibility Im Teelbruch 116 • 45219 Essen • Germany Registered in Essen, Germany, Reg. No.: HRB Essen 8984 Tel.: + 49 (0) 20 54 / 95 19-954 • Fax: + 49 (0) 20 54 / 95 19-964 E-mail: info@cetecom.com • Internet: www.cetecom.com			


Table of contents

1. EUT PHOTOGRAPHS	3
--------------------------	---

1. EUT Photographs




Photograph 1: EUT F – top side



Photograph 2: EUT F – rear side



Photograph 4: EUT A+ EUT D (Adapter board for BGS2-W)



Photograph 6: Magnetic mount antenna (EUT B)



Photograph 7: Handset (EUT C)



Photograph 8: DSB75 Box (rear side of EUT E)



Photograph 9: DSB 75 V1.1 board - top site (EUT E)



Photograph 10: DSB 75 V1.1 board - bottom site (EUT E)