

Annex 2: EUT Photos
to
TEST REPORT
No.: 2-20785798c/10

According to:
FCC Regulations
FCC Part 22/24
FCC Part 15.209C
&
IC Regulations
RSS-132, Issue 2
RSS-133, Issue 5
RSS-Gen, Issue 2

for

Cinterion Wireless Modules GmbH

Quad-Band GSM/GPRS Module BG2-W
FCC-ID: QIPBG2
IC: 7830A-BG2





Laboratory Accreditation and Listings			
 Deutscher Akkreditierungs Rat DAT-P176/94-02	 Reg. No.: 99538 MRA US-EU 0003	 Industry Canada Reg. No.: 3462D-1 3462D-2	 Reg. No.: R-2665, R-2666 C-2914, T-339
accredited according to DIN EN ISO/IEC 17025			
<p>CETECOM GmbH Laboratory Radio Communications & Electromagnetic Compatibility Im Teelbruch 116 • 45219 Essen • Germany Registered in Essen, Germany, Reg. No.: HRB Essen 8984 Tel.: + 49 (0) 20 54 / 95 19-954 • Fax: + 49 (0) 20 54 / 95 19-964 E-mail: info@cetecom.de • Internet: www.cetecom.com</p>			




Table of contents

1. EUT PHOTOS.....	3
--------------------	---

1. EUT Photos




Photograph: EUT – top side PCB




Photograph: EUT – bottom side PCB



Photograph: Modules connection (control and power lines) to DSB75 Box



Photograph: antenna connector (signal line) and rf-adaptor to external antenna



Photograph: Magnetic mount antenna (EUT C)




Photograph: Handset (EUT D)




Photograph: DSB75 Box (front side of EUT F)



Photograph: DSB75 Box (rear side of EUT F)



Photograph: adapter Board (EUT E) – bottom side



Photograph: adapter Board –(EUT E) – top side