







Annex 3: Test Set-up photographs  
to  
**TEST REPORT**  
No.: 20834387a/14-C1

According to:  
**FCC Regulations**  
Part 27

for

Gemalto M2M GmbH


Wireless Module ALS6A-E

Laboratory Accreditation and Listings			
 <p><b>DAkks</b> Deutsche Akkreditierungsstelle D-PL-12047-01-01</p>	 <p>Reg. No.: 736496 MRA US-EU 0003</p>	 <p>Industry Canada Reg. No.: 3462D-1 Reg. No.: 3462D-2 Reg. No.: 3462D-3</p>	 <p>Voluntary Controls for Electromagnetic Emissions Reg. No.: R-2666 C-2914, T-1967, G-301</p>
 <p><b>WiFi</b> ALLIANCE AUTHORIZED RF LABORATORY</p>	 <p><b>CTIA Authorized Test Lab</b> LAB CODE 20011130-00</p>		
accredited according to DIN EN ISO/IEC 17025			
<p align="center"><b>CETECOM GmbH</b> Laboratory Radio Communications &amp; Electromagnetic Compatibility Im Teelbruch 116 • 45219 Essen • Germany Registered in Essen, Germany, Reg. No.: HRB Essen 8984 Tel.: + 49 (0) 20 54 / 95 19-954 • Fax: + 49 (0) 20 54 / 95 19-964 E-mail: info@cetecom.com • Internet: www.cetecom.com</p>			

## Table of contents

<b>1. TEST SET UP PHOTOGRAPHS.....</b>	<b>3</b>
--	----------

## 1. Test set up photographs




**Photograph 1:** Conducted measurements test set-up



**Photograph 2:** Radiated measurements test set-up, magnetic field strengths



**Photograph 3:** Radiated measurements test set-up, magnetic field strengths (overview)



**Photograph 4:** Test set-up radiated measurements, close view at EUT



**Photograph 5:** Test set-up for radiated measurements (overview)