

Annex 1: External EUT Photographs
to TEST REPORT
No.: 6-0147-19-14-5a

According to:
FCC Regulations
Part 22, Part 24

IC-Regulations
RSS-132 Issue 3
RSS-133 Issue 6
RSS-Gen Issue 3

for

Gemalto M2M GmbH

Wireless Module ALS1-US
(GSM/GPRS/E-GPRS Mode)

FCC-ID: QIPALS1-US
IC: 7830A-ALS1US








Laboratory Accreditation and Listings			
 DAkkS Deutsche Akkreditierungsstelle D-PL-12047-01-01	 FEDERAL COMMUNICATIONS COMMISSION USA Reg. No.: 736496 MRA US-EU 0003	 Industry Canada Reg. No.: 3462D-1 Reg. No.: 3462D-2 Reg. No.: 3462D-3	 Voluntary Controls for Electromagnetic Emissions Reg. No.: R-2665, R-2666 C-2914, T-1967, G-301
 WiFi ALLIANCE AUTHORIZED RF LABORATORY	 CTIA Authorized Test Lab LAB CODE 20011130-00		
accredited according to DIN EN ISO/IEC 17025			
<p align="center"> CETECOM GmbH Laboratory Radio Communications & Electromagnetic Compatibility Im Teelbruch 116 • 45219 Essen • Germany Registered in Essen, Germany, Reg. No.: HRB Essen 8984 Tel.: + 49 (0) 20 54 / 95 19-954 • Fax: + 49 (0) 20 54 / 95 19-964 E-mail: info@cetecom.com • Internet: www.cetecom.com </p>			

Table of contents


1. EXTERNAL EUT PHOTOGRAPHS	3
-----------------------------------	---

1. External EUT photographs


Additional information: photographs without shielding will be supplied by the customer in a separate document




EUT A: top side (with shielding) mounted on Adapter board (AE7 or AE 8)




EUT A: bottom side mounted on Adapter board (AE7 or AE8)




EUT A: main EUT A +AE 7/AE8 + AE3 (DSB75 Adapter)



AE1: Antenna for radiated tests



AE 3: DSB75 Adapter (without shielding)



AE4: Handset Votronic