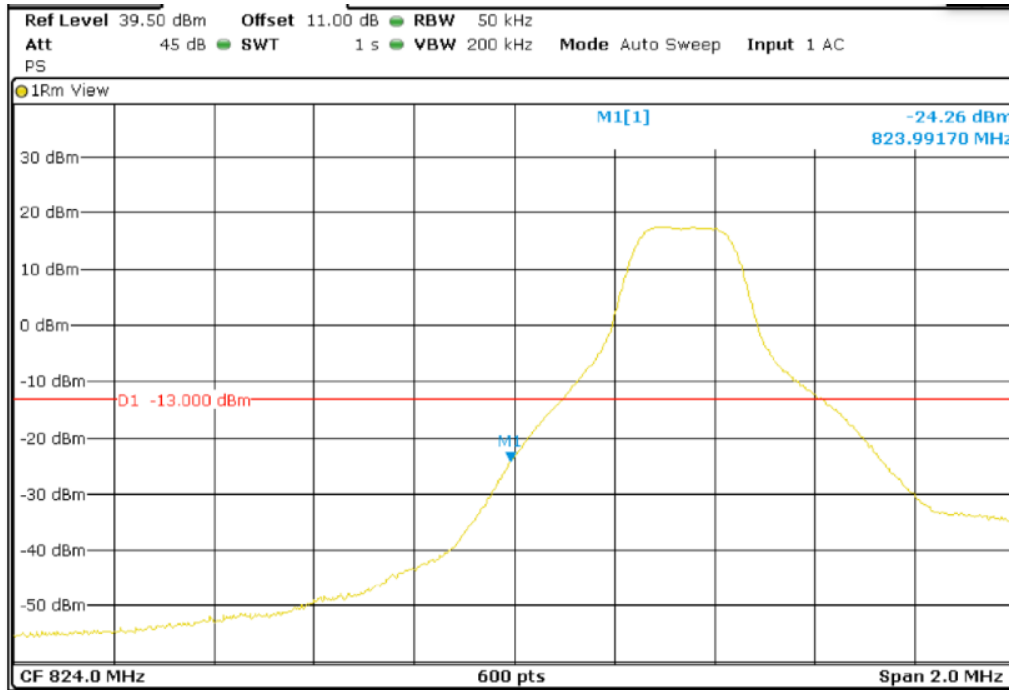


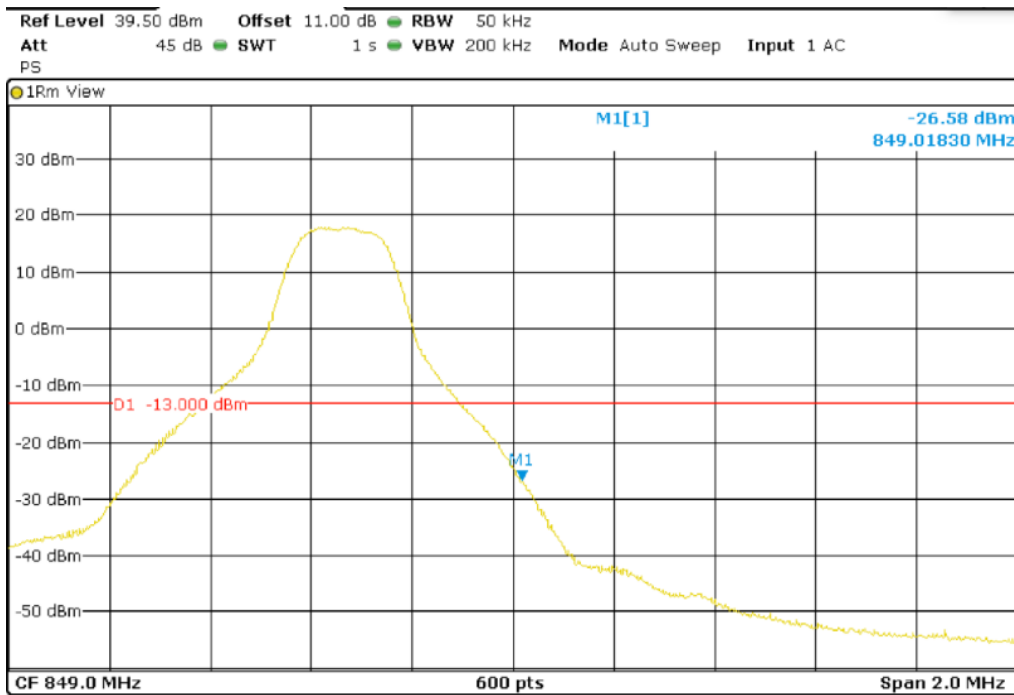
TEST RESULTS (Cont):

LTE QPSK MODULATION. RB = 1. Offset = 0. BW = 5 MHz

Lowest Channel



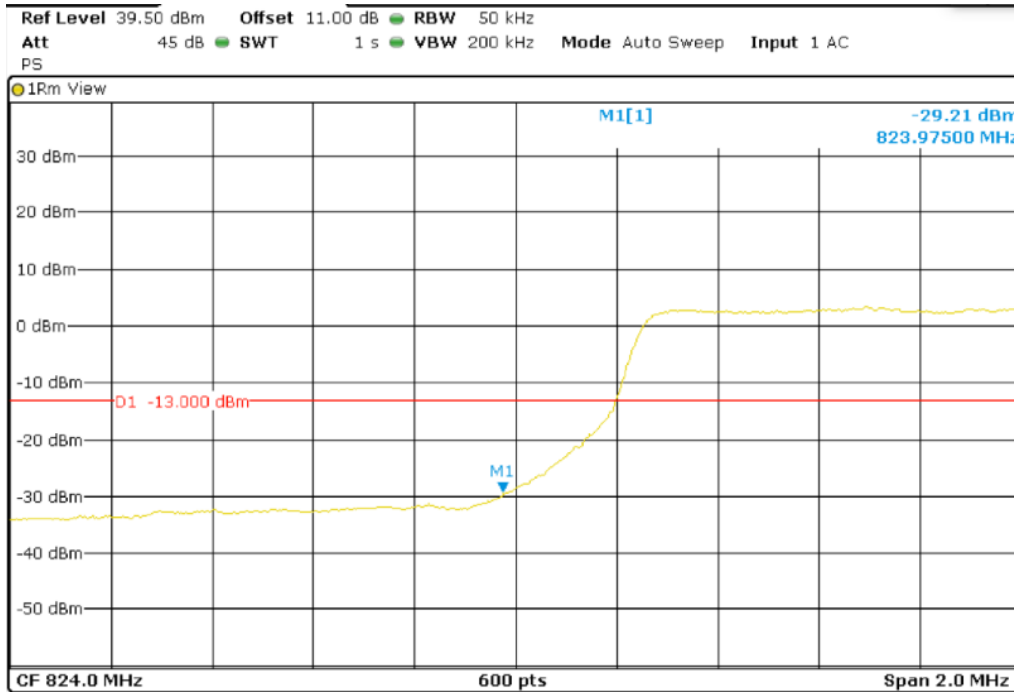
Highest Channel



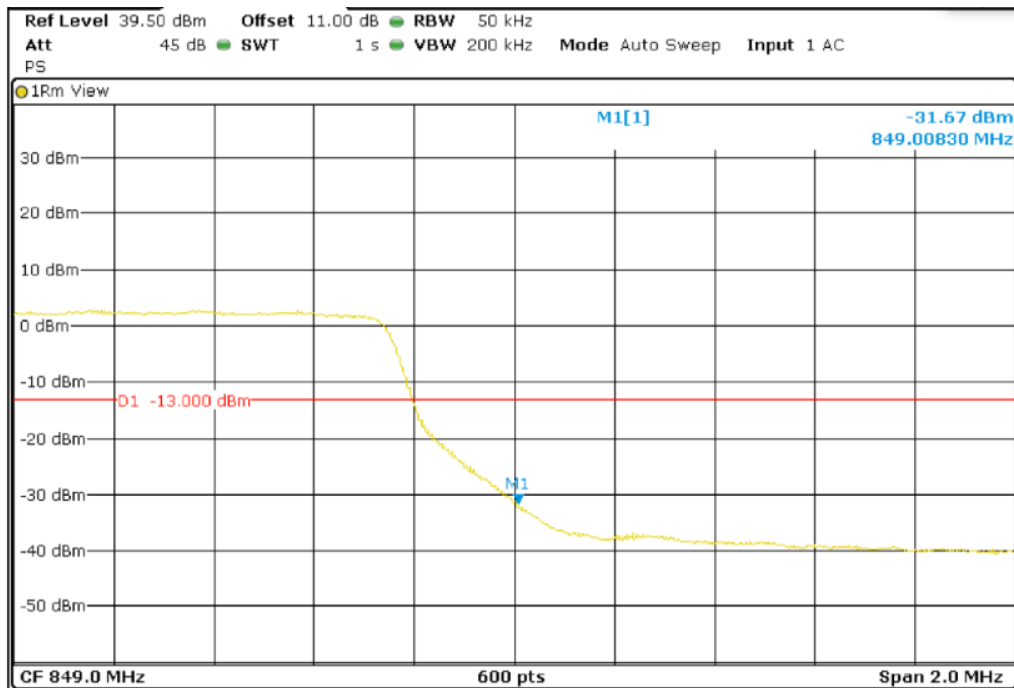
TEST RESULTS (Cont):

LTE QPSK MODULATION. RB = 25. Offset = 0. BW = 5 MHz

Lowest Channel



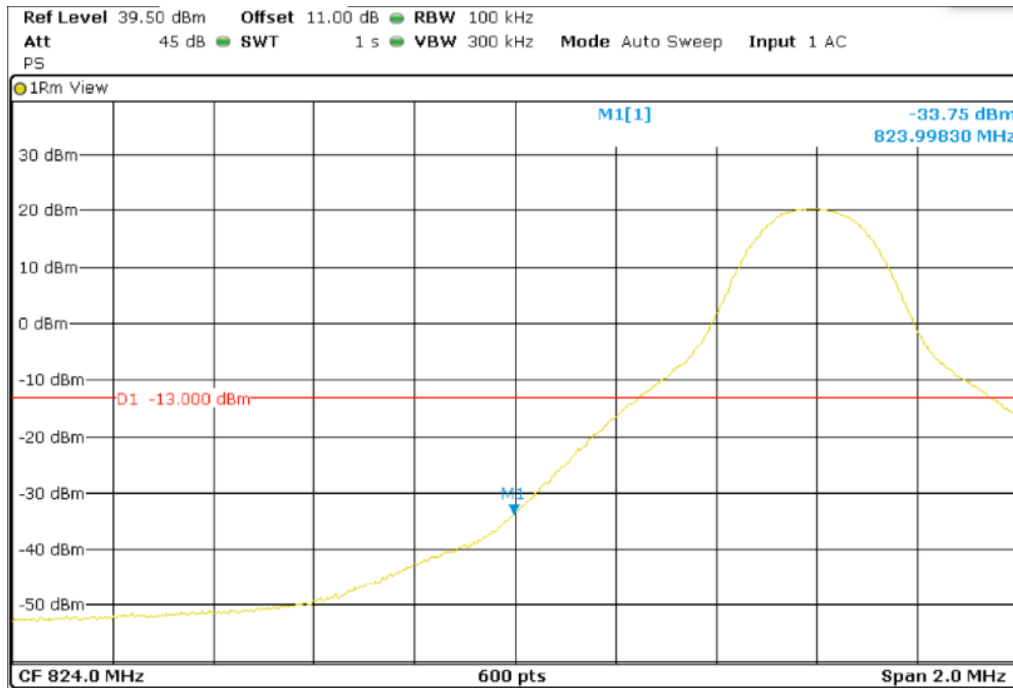
Highest Channel



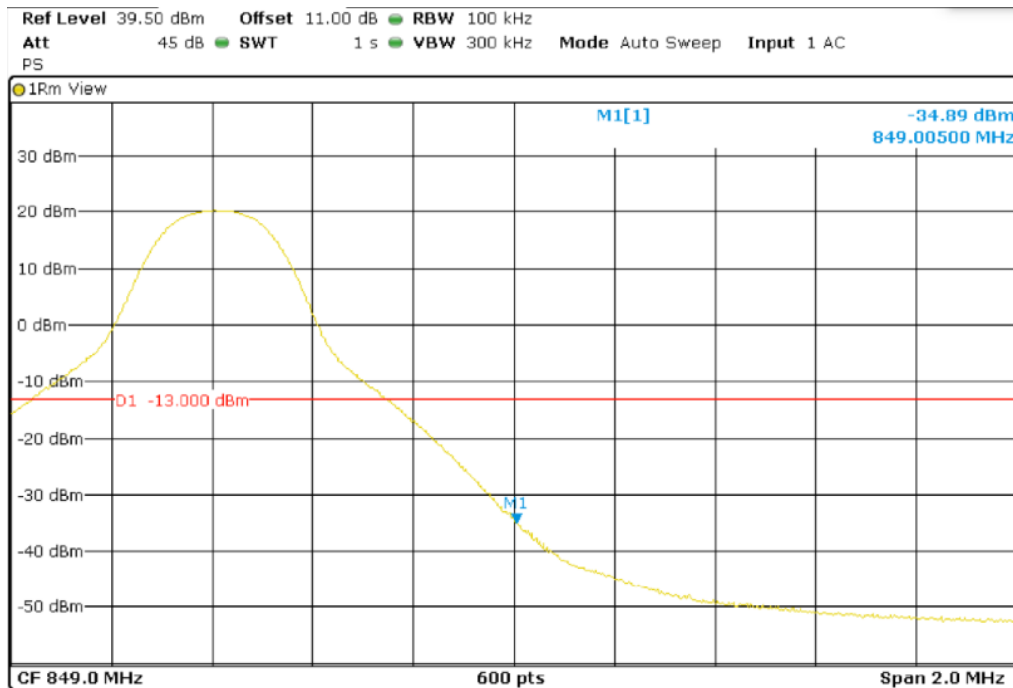
TEST RESULTS (Cont):

LTE QPSK MODULATION. RB = 1. Offset = 0. BW = 10 MHz

Lowest Channel



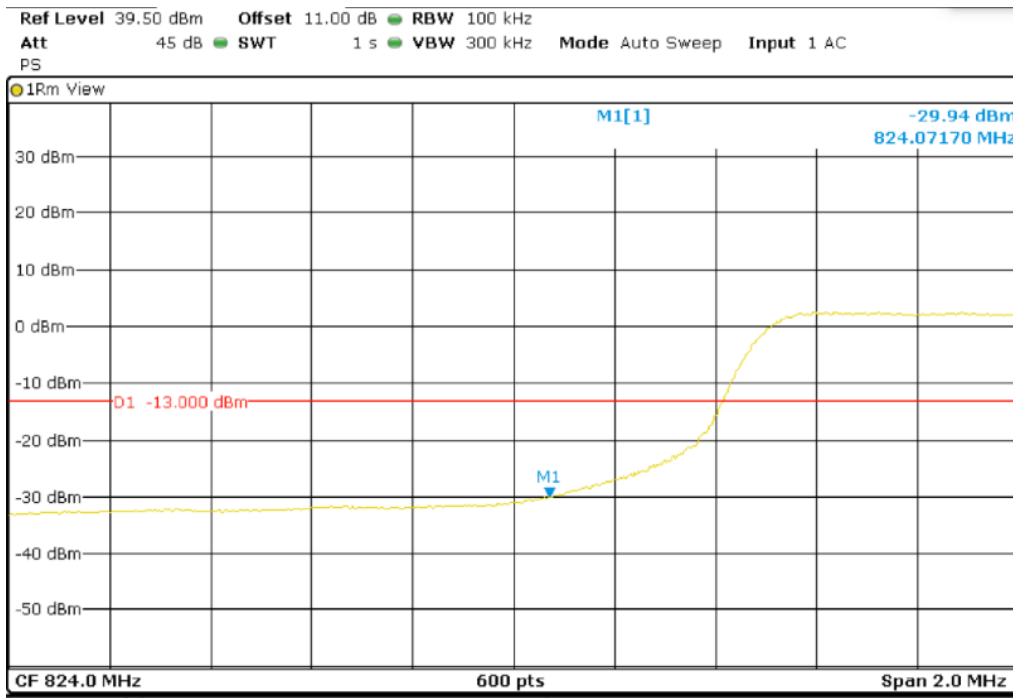
Highest Channel



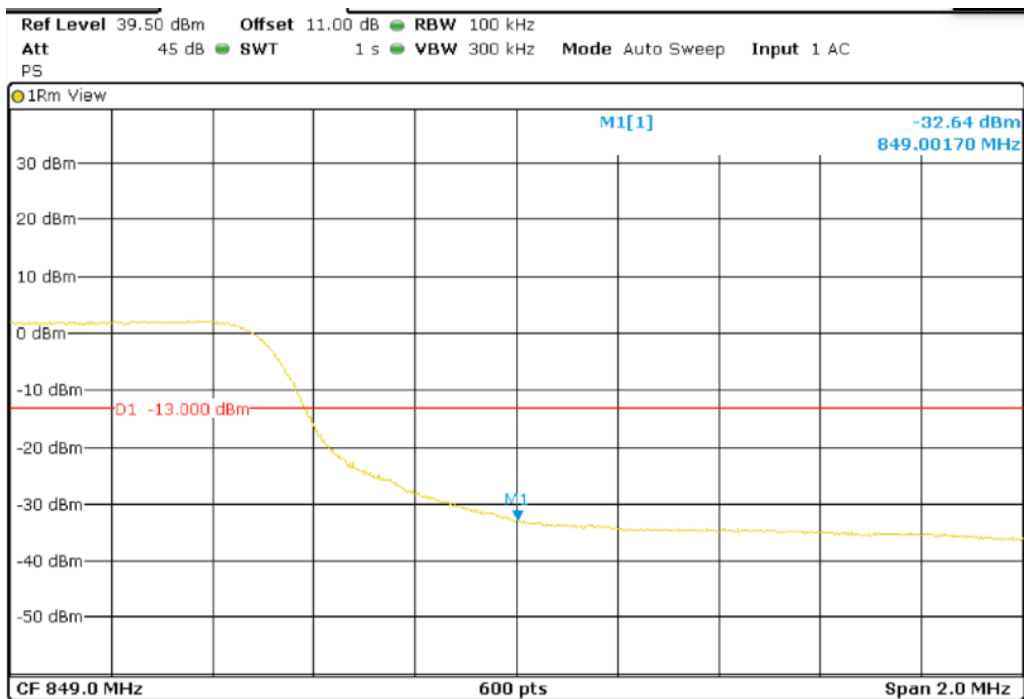
TEST RESULTS (Cont):

LTE QPSK MODULATION. RB = 50. Offset = 0. BW = 10 MHz

Lowest Channel



Highest Channel



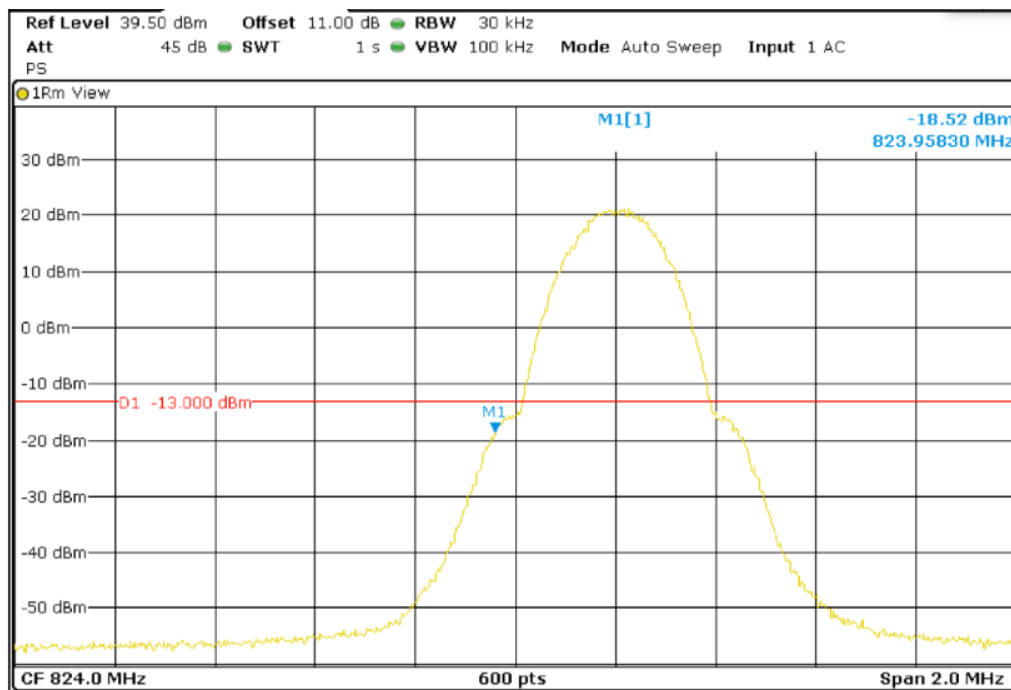
TESTED SAMPLES:	S/01
TESTED CONDITIONS MODES:	TC#02
TEST RESULTS:	PASS

GPRS Modulation

MODULATION	GPRS
Maximum measured level at highest Block Edge at antenna port (dBm)	-18.52

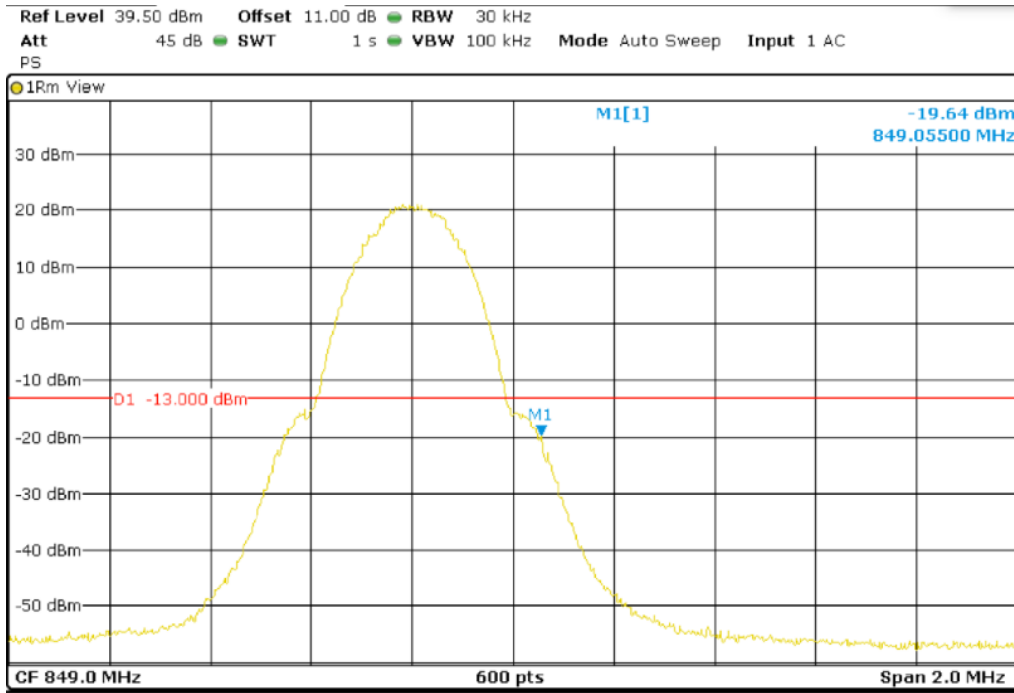
MODULATION	GPRS
Maximum measured level at highest Block Edge at antenna port (dBm)	-19.64

Lowest Channel



TEST RESULTS (Cont):

Highest Channel



TESTED SAMPLES:

S/01

TESTED CONDITIONS MODES:

TC#03

TEST RESULTS:

PASS

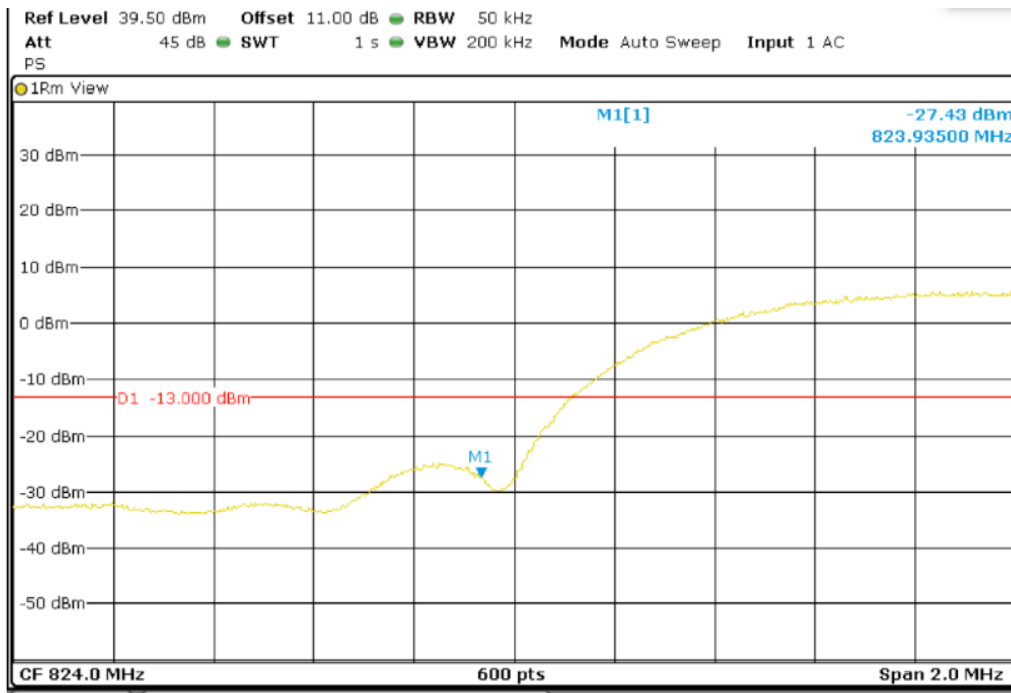
WCDMA Modulation

MODULATION	WCDMA
Maximum measured level at highest Block Edge at antenna port (dBm)	-27.43
MODULATION	WCDMA
Maximum measured level at highest Block Edge at antenna port (dBm)	-28.54

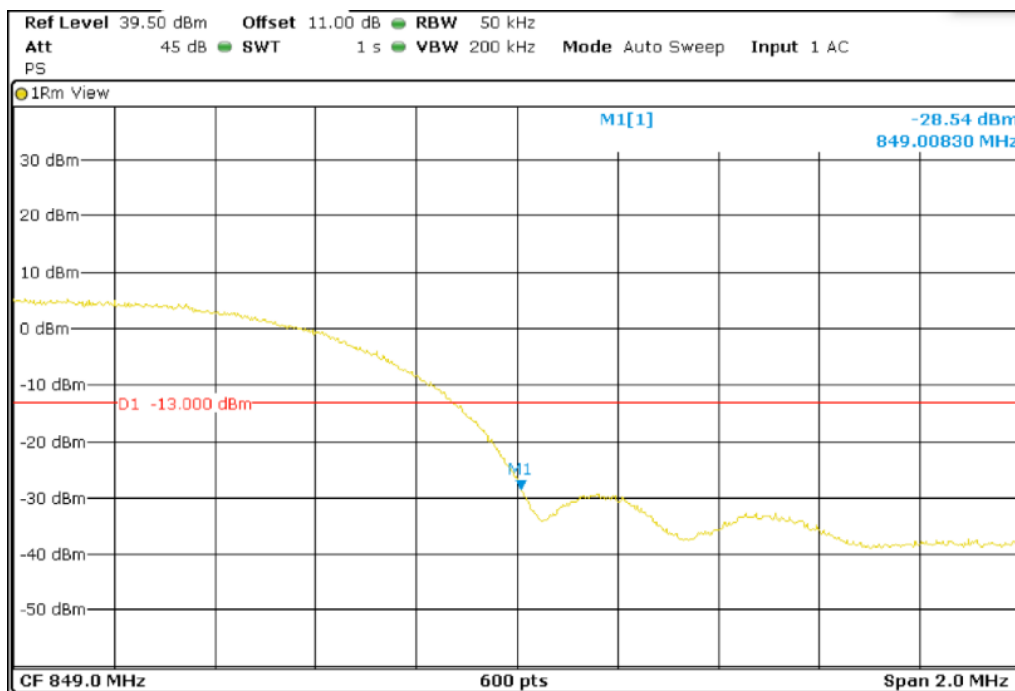
TEST RESULTS (Cont):

WCDMA MODULATION

Lowest Channel



Highest Channel



TEST A.7: RADIATED EMISSIONS

LIMITS:	Product standard:	FCC Part 22 / IC RSS-132.
	Test standard:	FCC §2.1053 and §22.917 / RSS-132 Clause 5.5.

LIMITS

According to specification, the power of emissions shall be attenuated below the transmitter power (P) by a factor of at least $43 + 10 \log(P)$ dB. P in watts.

At P_o transmitting power of 2 watts (33 dBm), the specified minimum attenuation becomes $43 + 10 \log(P_o)$, and the level in dBm relative to P_o becomes:

$$P_o \text{ (dBm)} - [43 + 10 \log(P_o \text{ in watts})] = -13 \text{ dBm}$$

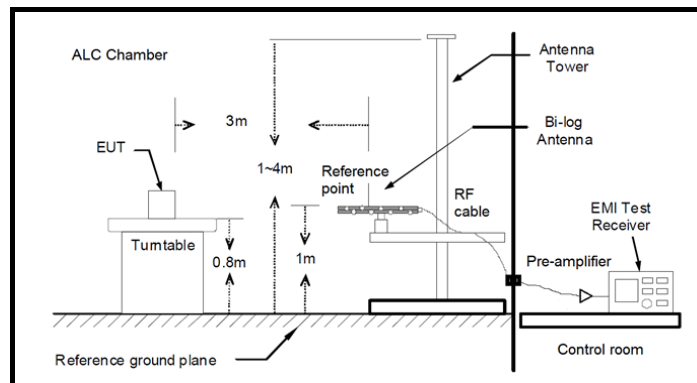
TEST SETUP

The measurement was performed with the EUT inside an anechoic chamber. The spectrum was scanned from 30 MHz to at least the 10th harmonic of the highest frequency generated within the equipment.

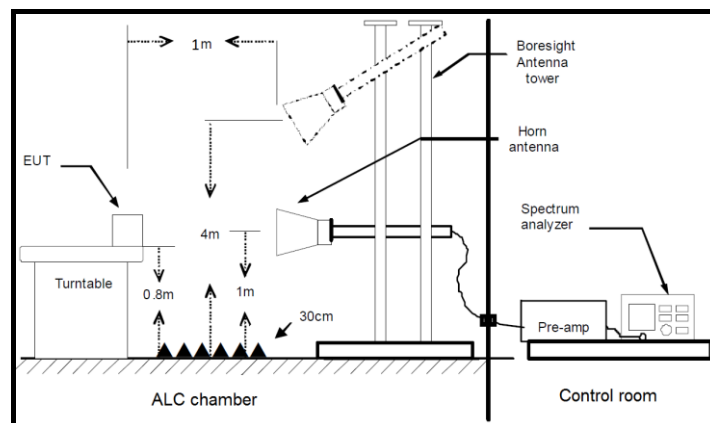
The EUT was placed on a non-conductive stand at a 3-meter distance from the measuring antenna for measurements below 1 GHz and at 1-meter distance for measurements above 1 GHz.

Detected emissions were maximized at each frequency by rotating the EUT and adjusting the measuring antenna height and polarization. The maximum reading was recorded.

Radiated measurements < 1GHz



Radiated measurements > 1GHz



TESTED SAMPLES:	S/01
TESTED CONDITIONS MODES:	TC#01
TEST RESULTS:	PASS

RESULTS

A preliminary scan determined the QPSK 3 MHz bandwidth as the worst case. The configuration of Resource Blocks which is the worst case for conducted power was used.

The following plots show the results for this configuration.

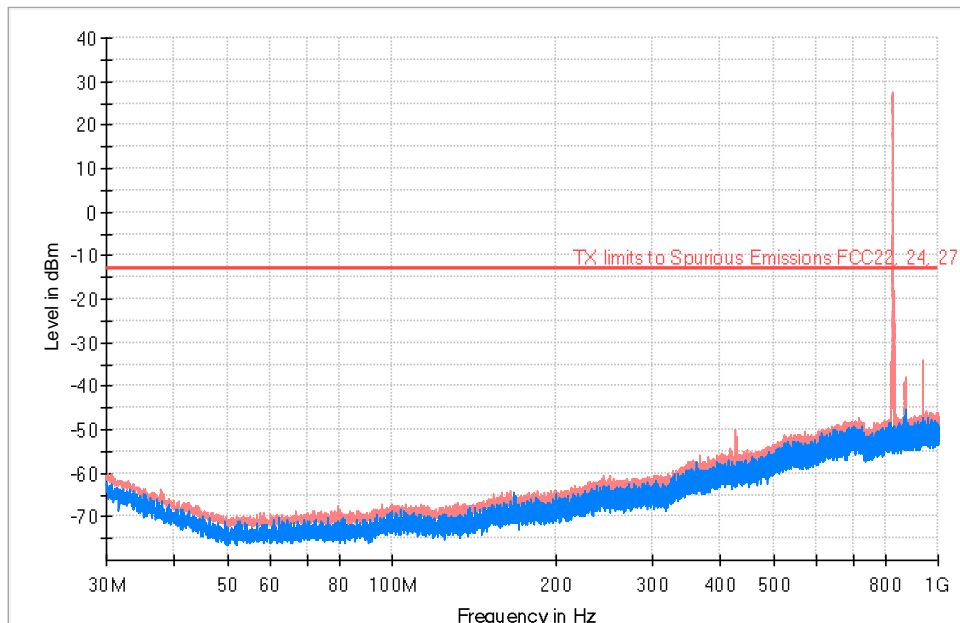
No spurious signal was found at less than 20dB respect to the limit in all the frequency ranges.

LTE QPSK MODULATION. RB = 1. Offset = 0. BW = 3 MHz

TEST RESULTS (Cont):	Lowest Channel
-----------------------------	----------------

FREQUENCY RANGE: 30-1000 MHz

Frequency (MHz)	PK+_CLRWR (dBm)	PK+_MAXH (dBm)	Comment
825.626333	-52.35	27.34	Fundamental
870.375667	-46.18	-38.05	
937.532000	-50.41	-34.06	



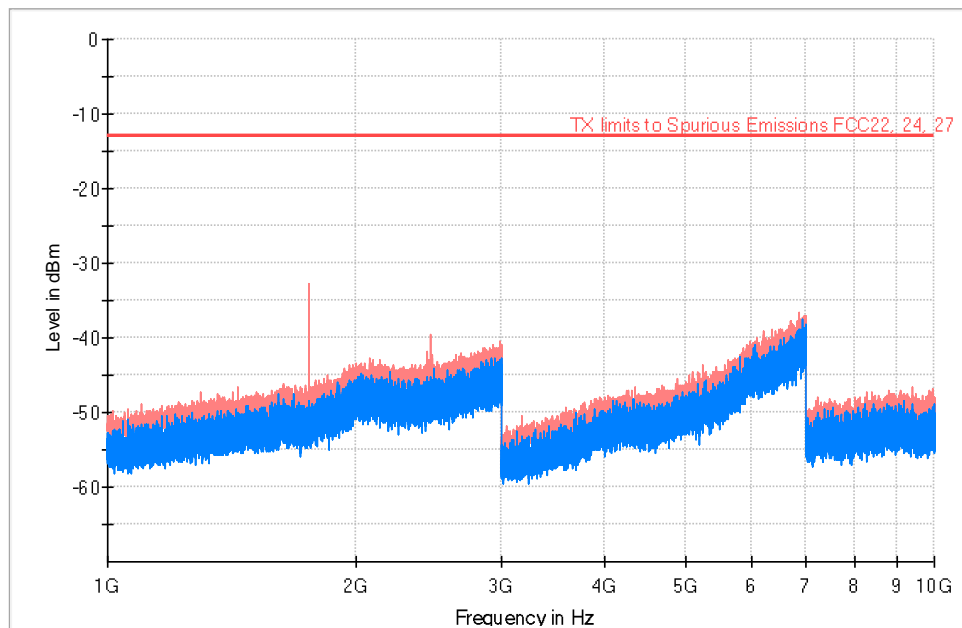
— PK+_MAXH — PK+_CLRWR — TX limits to Spurious Emissions FCC22, 24, 27

TEST RESULTS (Cont):

Lowest Channel

FREQUENCY RANGE: 1-10 GHz

Frequency (MHz)	PK+_CLRWR (dBm)	PK+_MAXH (dBm)	Comment
1750.066667	-52.5	-32.7	
2459.533333	-49.3	-39.5	

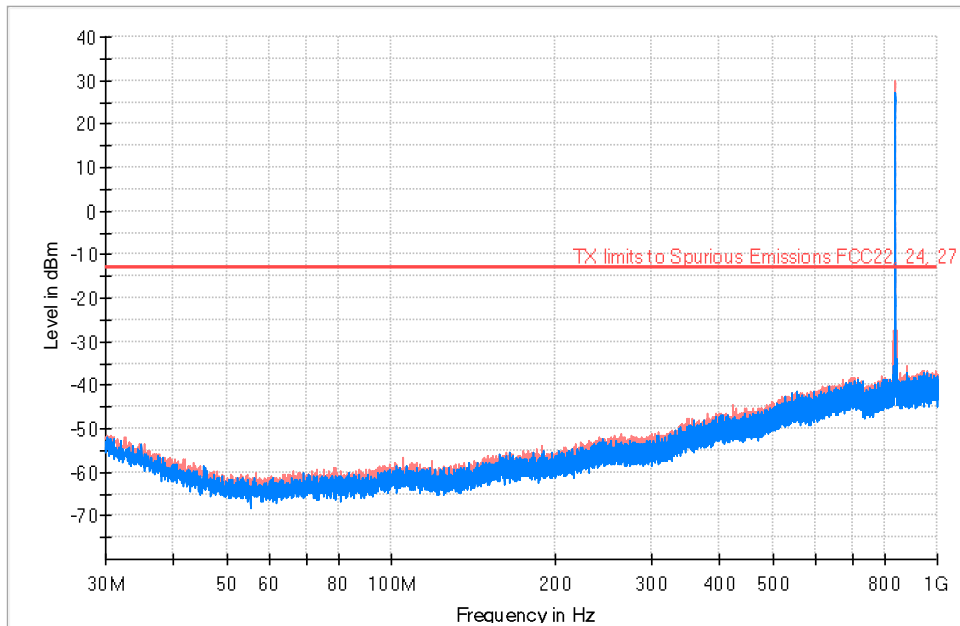


— PK+_MAXH — PK+_CLRWR — TX limits to Spurious Emissions FCC22, 24, 27

TEST RESULTS (Cont):	Middle Channel
-----------------------------	----------------

FREQUENCY RANGE: 30 MHz-1 GHz

Frequency (MHz)	PK+ CLRWR (dBm)	PK+ MAXH (dBm)	Comment
836.716667	26.39	29.89	Fundamental



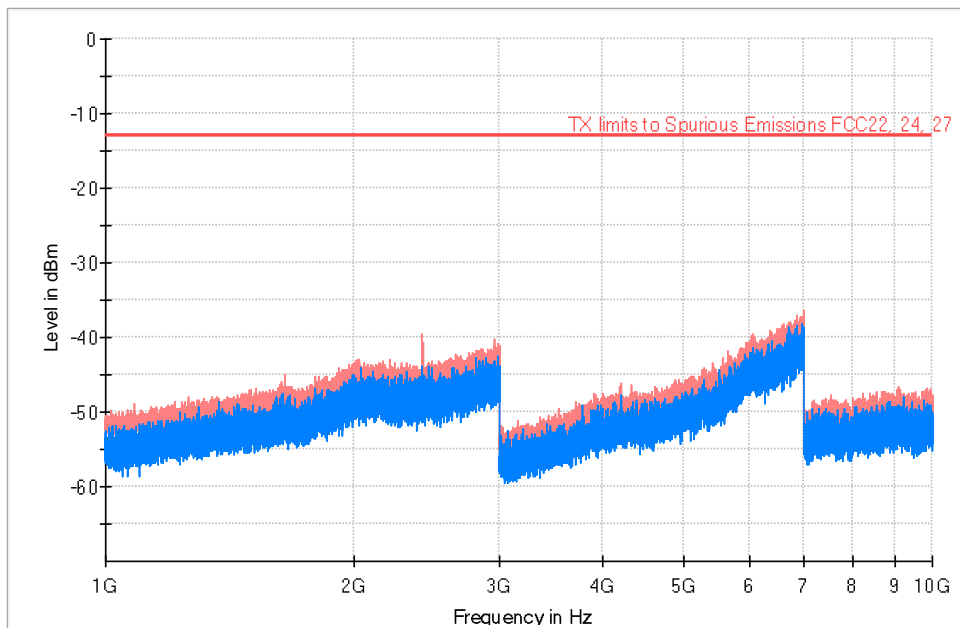
— PK+_MAXH — PK+_CLRWR TX limits to Spurious Emissions FCC22, 24, 27

TEST RESULTS (Cont):

Middle Channel

FREQUENCY RANGE: 1-10 GHz

Frequency (MHz)	PK+_CLRWR (dBm)	PK+_MAXH (dBm)	Comment
1750.066667	-52.5	-32.7	
2459.533333	-49.3	-39.5	

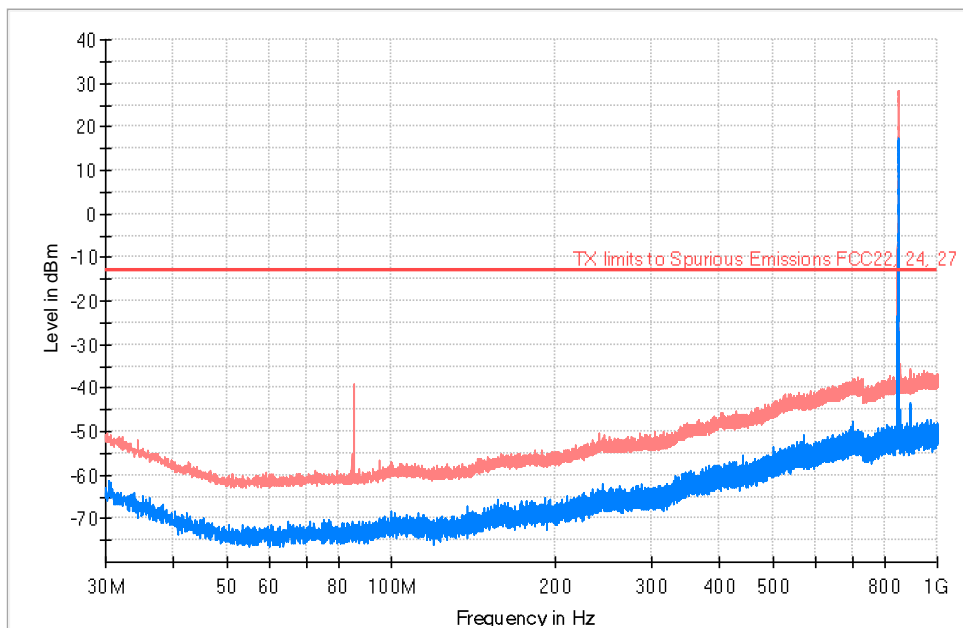


— PK+_MAXH — PK+_CLRWR — TX limits to Spurious Emissions FCC22, 24, 27

TEST RESULTS (Cont):	Highest Channel
-----------------------------	-----------------

FREQUENCY RANGE: 30 MHz-1 GHz

Frequency (MHz)	PK+_CLRWR (dBm)	PK+_MAXH (dBm)	Comment
85.290000	-71.9	-39.2	
847.774667	15.7	28.4	Fundamental

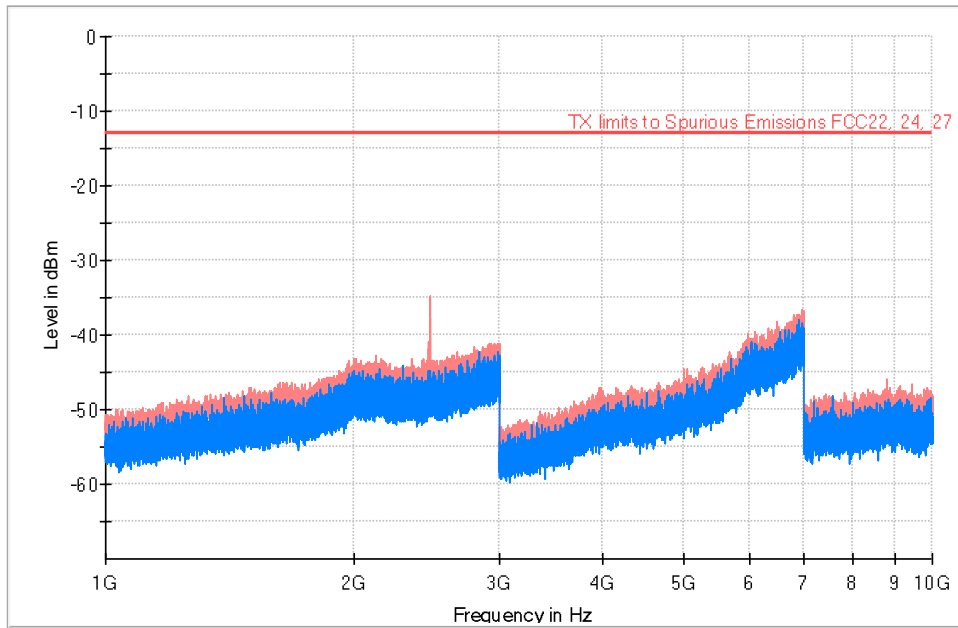


— PK+_MAXH — PK+_CLRWR — TX limits to Spurious Emissions FCC22, 24, 27

TEST RESULTS (Cont):	Highest Channel
-----------------------------	-----------------

FREQUENCY RANGE: 1-10 GHz

Frequency (MHz)	PK+_CLRWR (dBm)	PK+_MAXH (dBm)	Comment
2470.000000	-49.1	-34.7	



— PK+_MAXH — PK+_CLRWR — TX limits to Spurious Emissions FCC22, 24, 27

TESTED SAMPLES:	S/01
TESTED CONDITIONS MODES:	TC#02
TEST RESULTS:	PASS

RESULTS

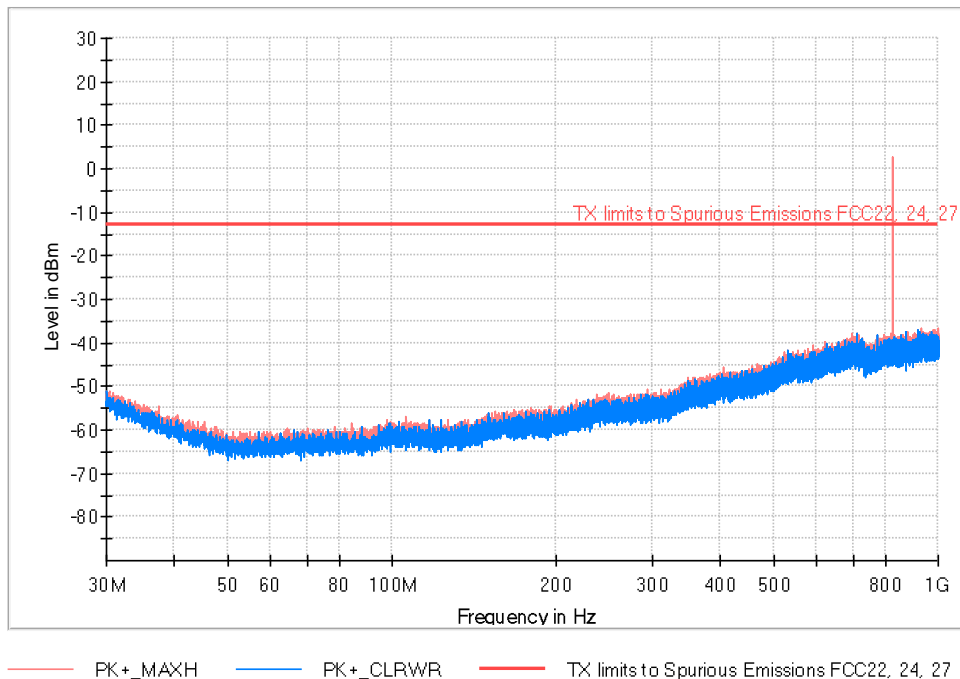
A preliminary scan determined the GPRS Mode as the worst case. The configuration of Resource Blocks which is the worst case for conducted power was used.

The following tables and plots show the results for this configuration.

TEST RESULTS (Cont):	Lowest Channel
-----------------------------	----------------

FREQUENCY RANGE: 30-1000 MHz

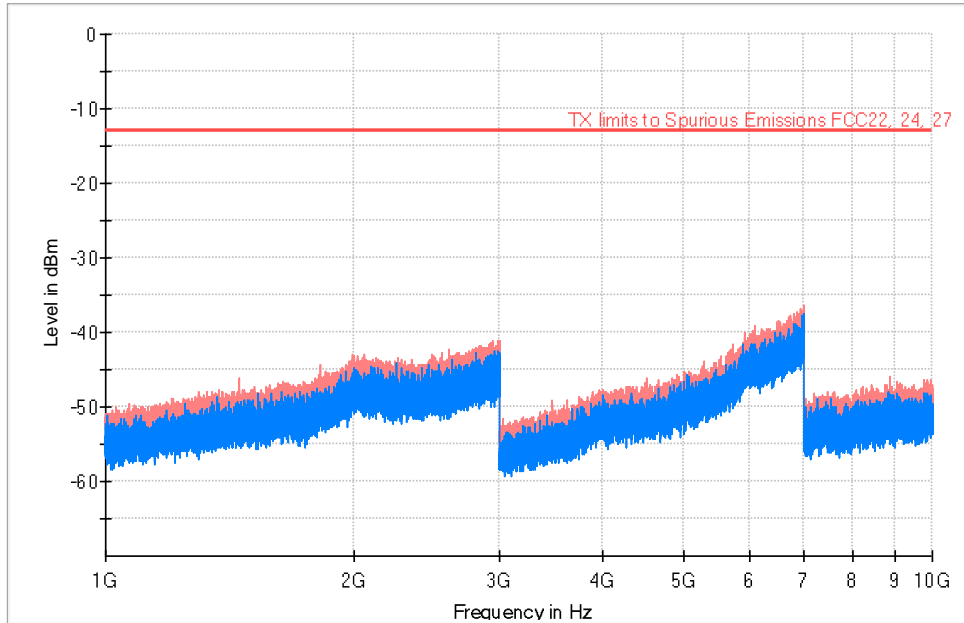
Frequency (MHz)	PK+_CLRWR (dBm)	PK+_MAXH (dBm)	Comment
823.169000	-44.38	2.75	Fundamental



TEST RESULTS (Cont):

Lowest Channel

FREQUENCY RANGE: 1-10 GHz

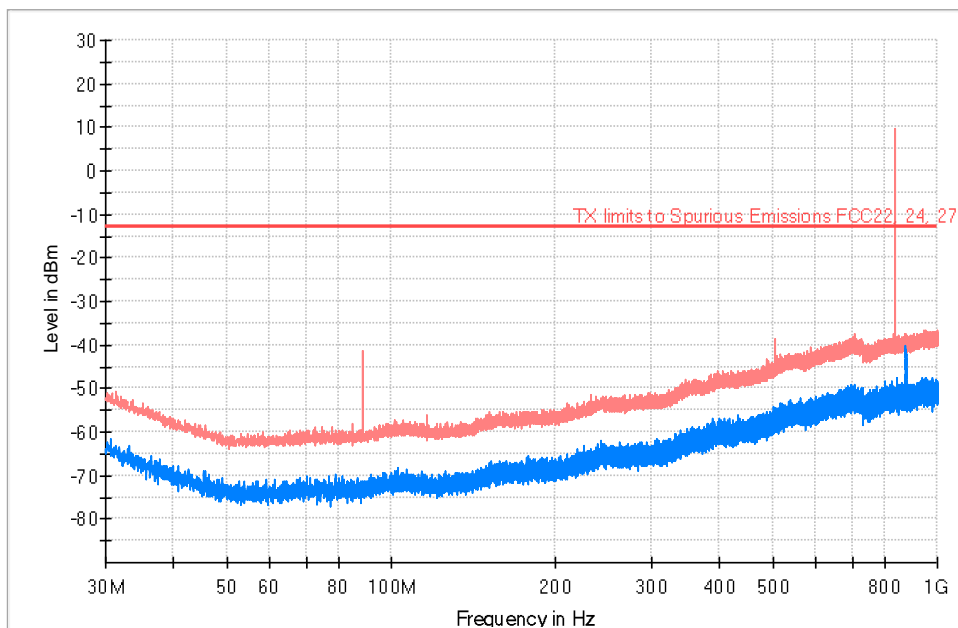


PK+_MAXH PK+_CLRWR TX limits to Spurious Emissions FCC22, 24, 27

TEST RESULTS (Cont):	Middle Channel
-----------------------------	----------------

FREQUENCY RANGE: 30 MHz-1 GHz

Frequency (MHz)	PK+ CLRWR (dBm)	PK+ MAXH (dBm)	Comment
88.394000	-74.00	-41.40	
835.617333	-53.37	9.73	Fundamental

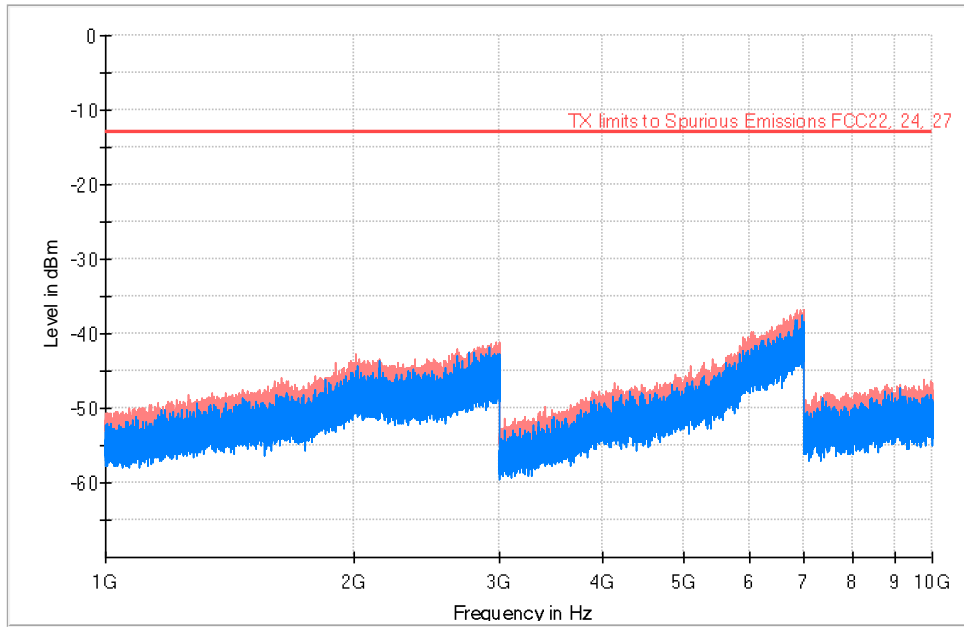


— PK+_MAXH — PK+_CLRWR — TX limits to Spurious Emissions FCC22, 24, 27

TEST RESULTS (Cont):

Middle Channel

FREQUENCY RANGE: 1-10 GHz

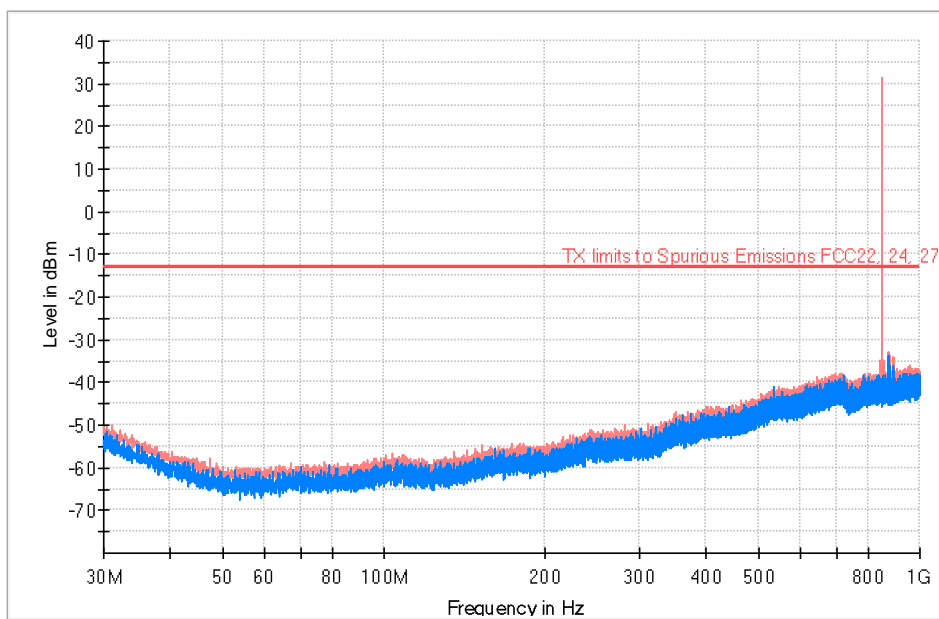


PK+_MAXH PK+_CLRWR TX limits to Spurious Emissions FCC22, 24, 27

TEST RESULTS (Cont):	Highest Channel
-----------------------------	-----------------

FREQUENCY RANGE: 30 MHz-1 GHz

Frequency (MHz)	PK+_CLRWR (dBm)	PK+_MAXH (dBm)	Comment
848.583000	-42.82	31.27	Fundamental

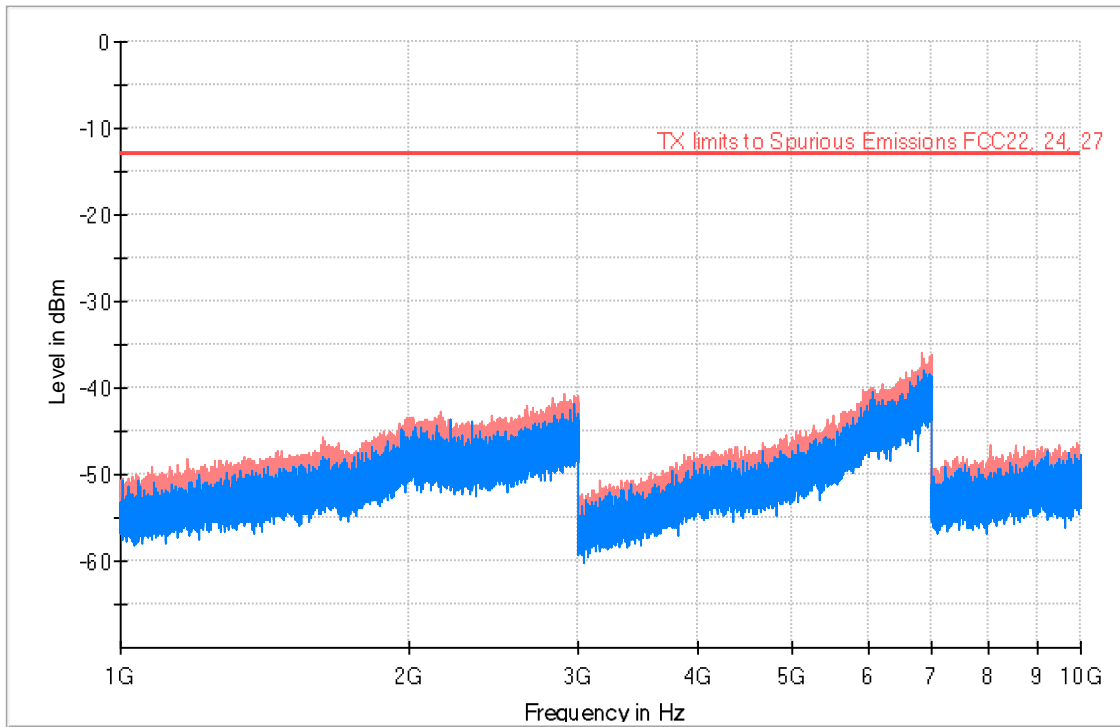


— PK+_MAXH — PK+_CLRWR — TX limits to Spurious Emissions FCC22, 24, 27

TEST RESULTS (Cont):

Highest Channel

FREQUENCY RANGE: 1-10 GHz



PK+_MAXH PK+_CLRWR TX limits to Spurious Emissions FCC22, 24, 27

TESTED SAMPLES:	S/01
TESTED CONDITIONS MODES:	TC#03
TEST RESULTS:	PASS

RESULTS

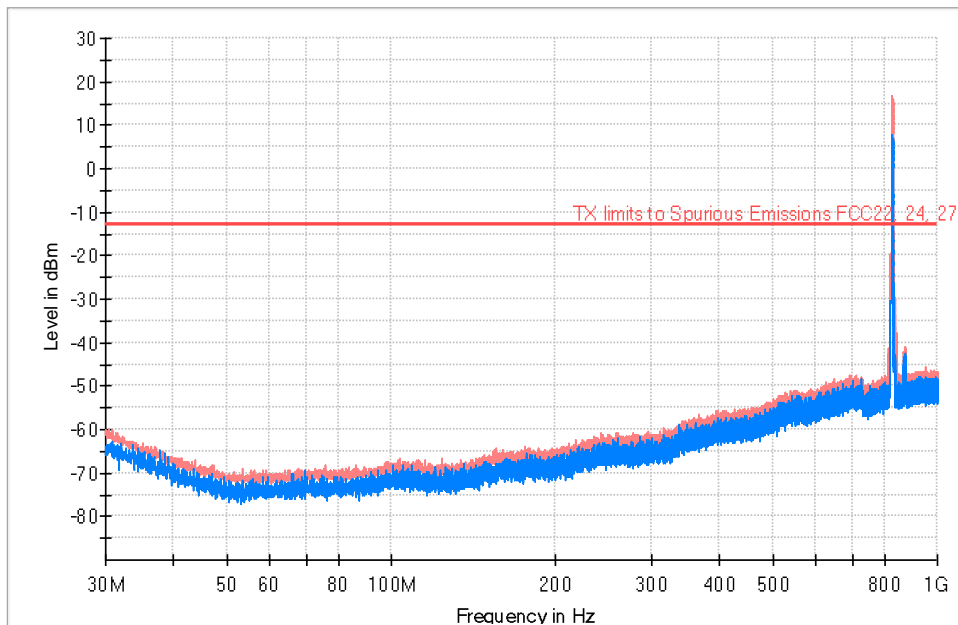
A preliminary scan determined the WCDMA Mode as the worst case. The configuration of Resource Blocks which is the worst case for conducted power was used.

The following tables and plots show the results for this configuration.

TEST RESULTS (Cont):	Lowest Channel
-----------------------------	----------------

FREQUENCY RANGE: 30-1000 MHz

Frequency (MHz)	PK+_CLRWR (dBm)	PK+_MAXH (dBm)	Comment
827.631000	7.45	16.78	Fundamental
841.372667	-53.20	-37.75	

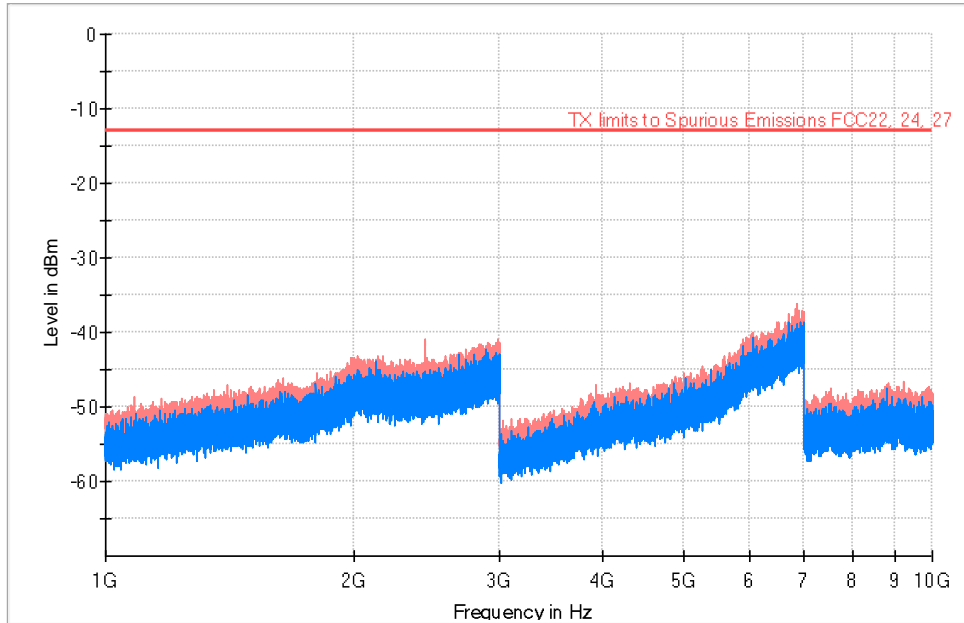


— PK+_MAXH — PK+_CLRWR — TX limits to Spurious Emissions FCC22, 24, 27

TEST RESULTS (Cont):

Lowest Channel

FREQUENCY RANGE: 1-10 GHz

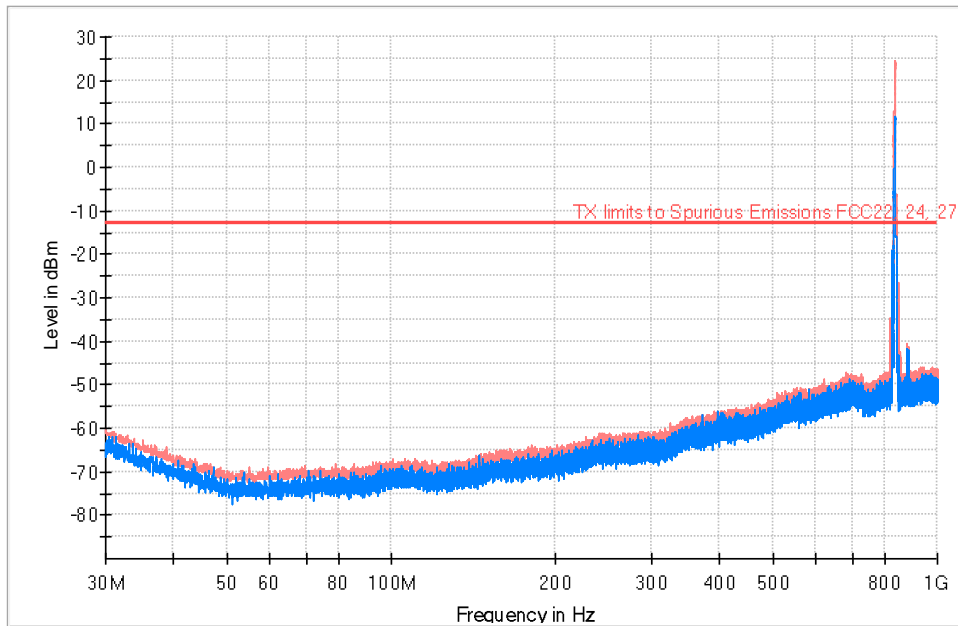


PK+_MAXH PK+_CLRWR TX limits to Spurious Emissions FCC22, 24, 27

TEST RESULTS (Cont):	Middle Channel
-----------------------------	----------------

FREQUENCY RANGE: 30 MHz-1 GHz

Frequency (MHz)	PK+ CLRWR (dBm)	PK+ MAXH (dBm)	Comment
835.229333	10.93	24.39	Fundamental

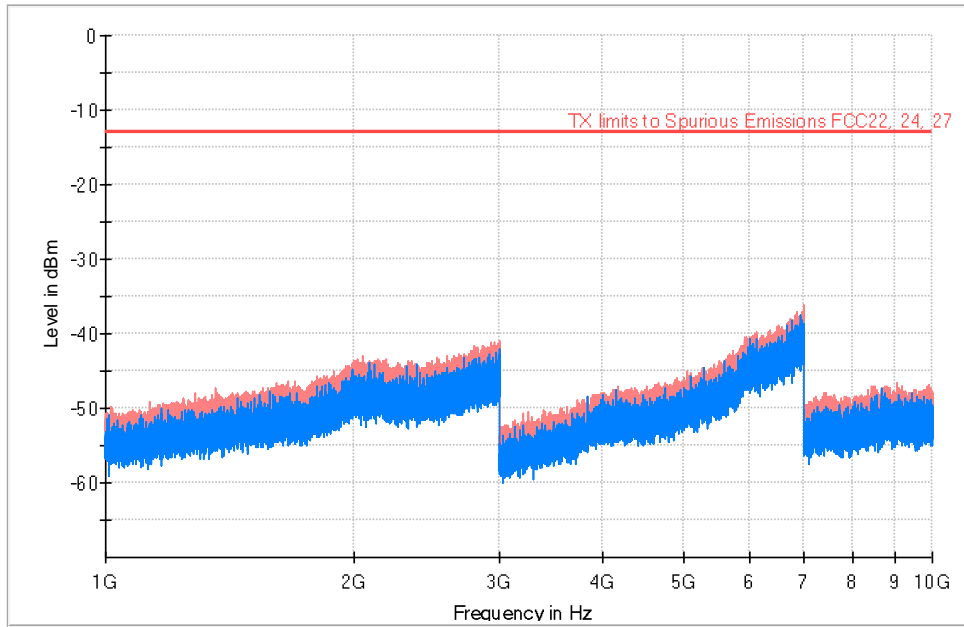


— PK+_MAXH — PK+_CLRWR — TX limits to Spurious Emissions FCC22, 24, 27

TEST RESULTS (Cont):

Middle Channel

FREQUENCY RANGE: 1-10 GHz

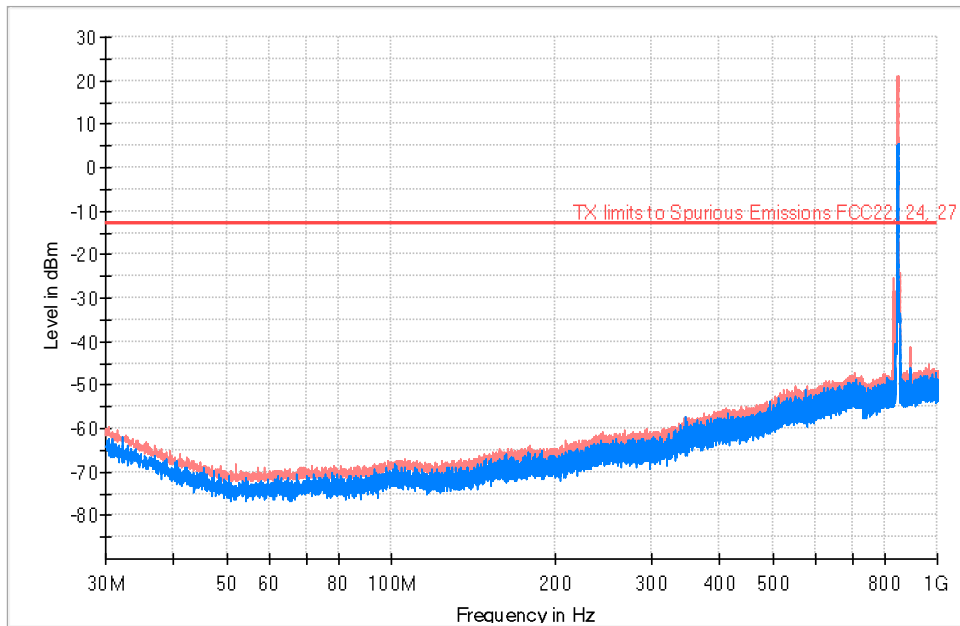


PK+_MAXH PK+_CLRWR TX limits to Spurious Emissions FCC22, 24, 27

TEST RESULTS (Cont):	Highest Channel
-----------------------------	-----------------

FREQUENCY RANGE: 30 MHz-1 GHz

Frequency (MHz)	PK+_CLRWR (dBm)	PK+_MAXH (dBm)	Comment
845.770000	5.15	21.00	Fundamental

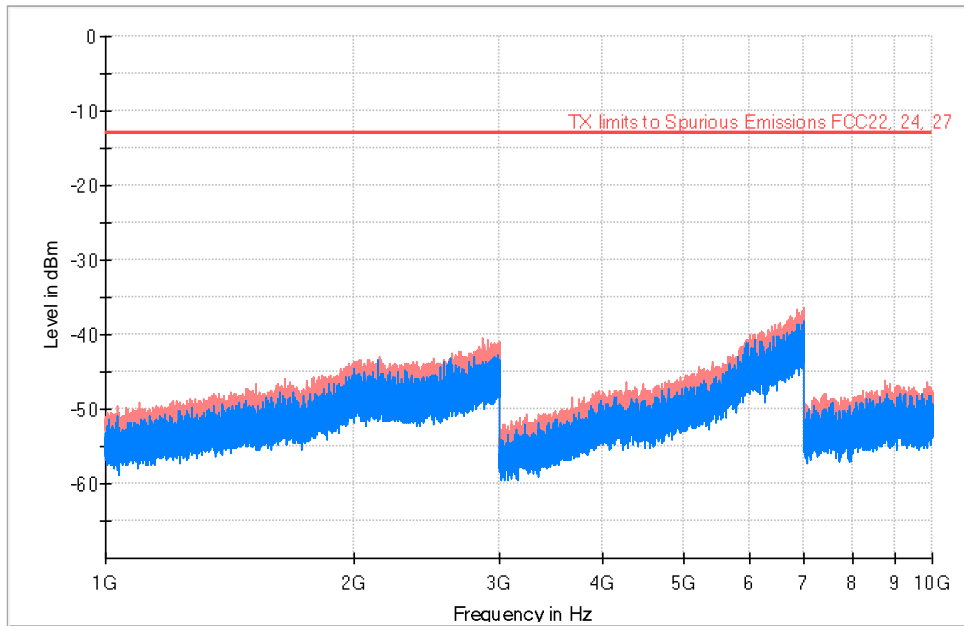


— PK+_MAXH — PK+_CLRWR — TX limits to Spurious Emissions FCC22, 24, 27

TEST RESULTS (Cont):

Highest Channel

FREQUENCY RANGE: 1-10 GHz



PK+_MAXH PK+_CLRWR TX limits to Spurious Emissions FCC22, 24, 27