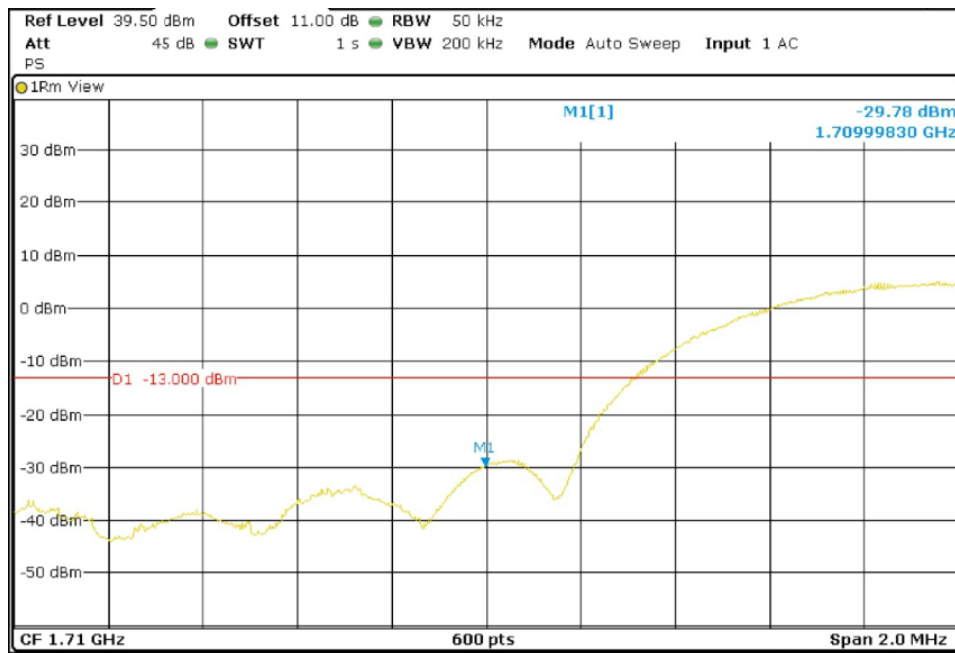


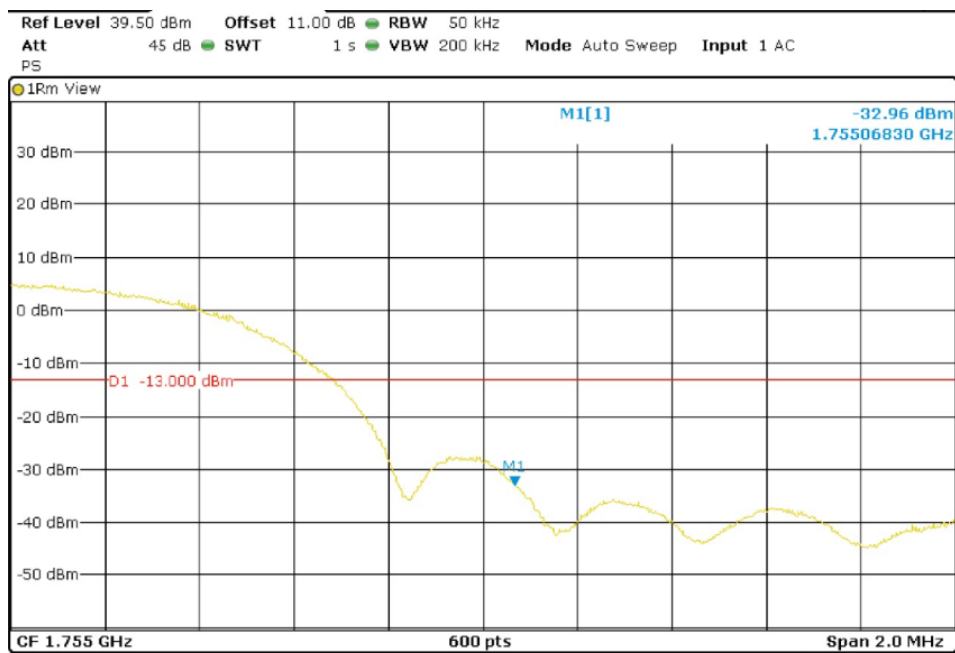
**TEST RESULTS (Cont):**

WCDMA MODULATION.

Lowest Channel



Highest Channel



## TEST B.7: RADIATED EMISSIONS

<b>LIMITS:</b>	Product standard:	FCC Part 27 / IC RSS-199
	Test standard:	FCC §2.1053 and §27.53 / RSS-199 Clause 4.5

### LIMITS

According to specification, the power of emissions shall be attenuated below the transmitter power (P) by a factor of at least  $43 + 10 \log(P)$  dB. P in watts.

At  $P_o$  transmitting power of 2 watts (33 dBm), the specified minimum attenuation becomes  $43 + 10 \log(P_o)$ , and the level in dBm relative to  $P_o$  becomes:

$$P_o \text{ (dBm)} - [43 + 10 \log(P_o \text{ in watts})] = -13 \text{ dBm}$$

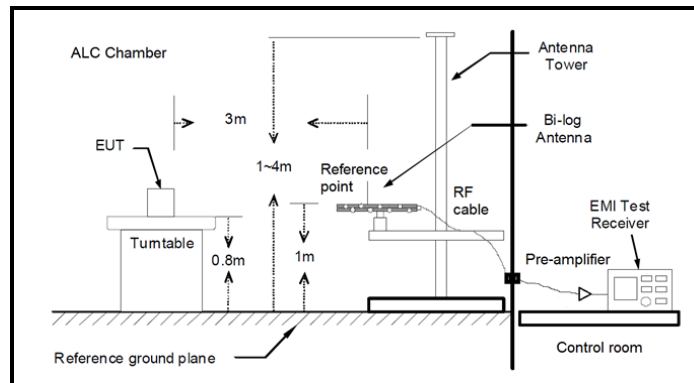
### TEST SETUP

The measurement was performed with the EUT inside an anechoic chamber. The spectrum was scanned from 30 MHz to at least the 10th harmonic of the highest frequency generated within the equipment.

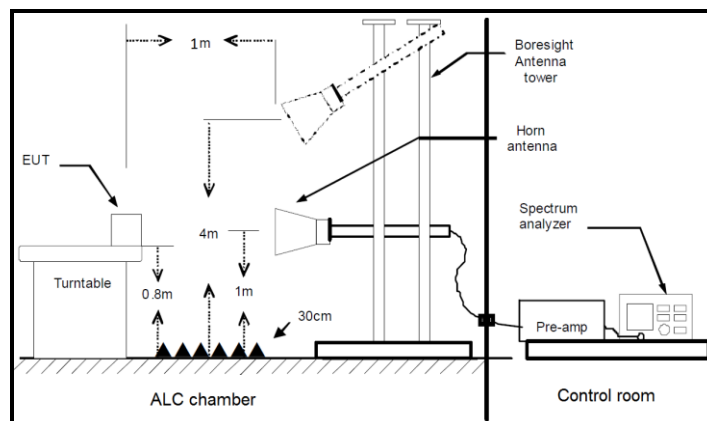
The EUT was placed on a non-conductive stand at a 3-meter distance from the measuring antenna for measurements below 1 GHz and at 1-meter distance for measurements above 1 GHz.

Detected emissions were maximized at each frequency by rotating the EUT and adjusting the measuring antenna height and polarization. The maximum reading was recorded.

Radiated measurements < 1GHz



Radiated measurements > 1GHz



<b>TESTED SAMPLES:</b>	S/01
<b>TESTED CONDITIONS MODES:</b>	TC#01
<b>TEST RESULTS:</b>	PASS

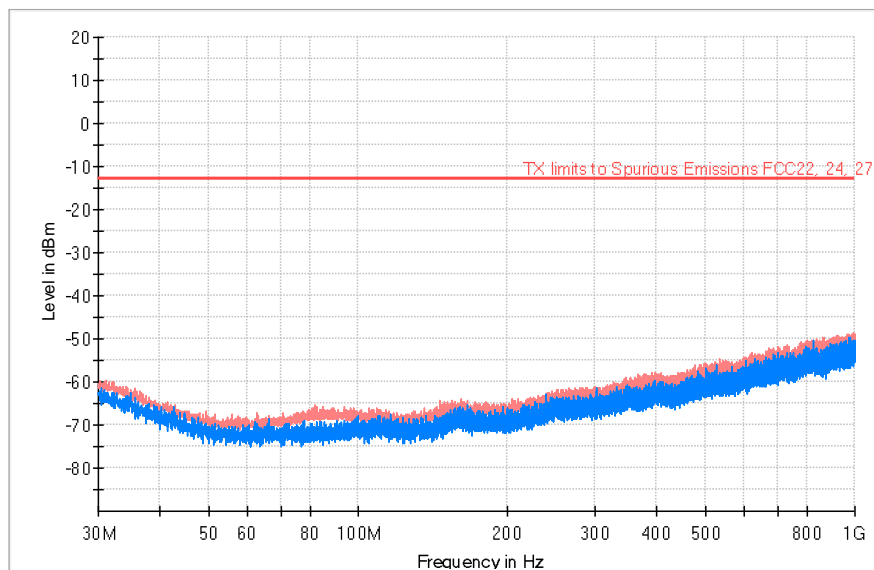
A preliminary scan determined the WCDMA Modulation as the worst case. The following plots show the results for this configuration.

<b>TEST RESULTS (Cont):</b>	Low Channel
-----------------------------	-------------

FREQUENCY RANGE: 30-1000 MHz

### Maximizations

Frequency (MHz)	PK+ CLRWR (dBm)	PK+ MAXH (dBm)	Comment
30.129333	-62.78	-59.49	
146.367667	-70.42	-64.21	Fundamental
704.958333	-54.99	-52.01	



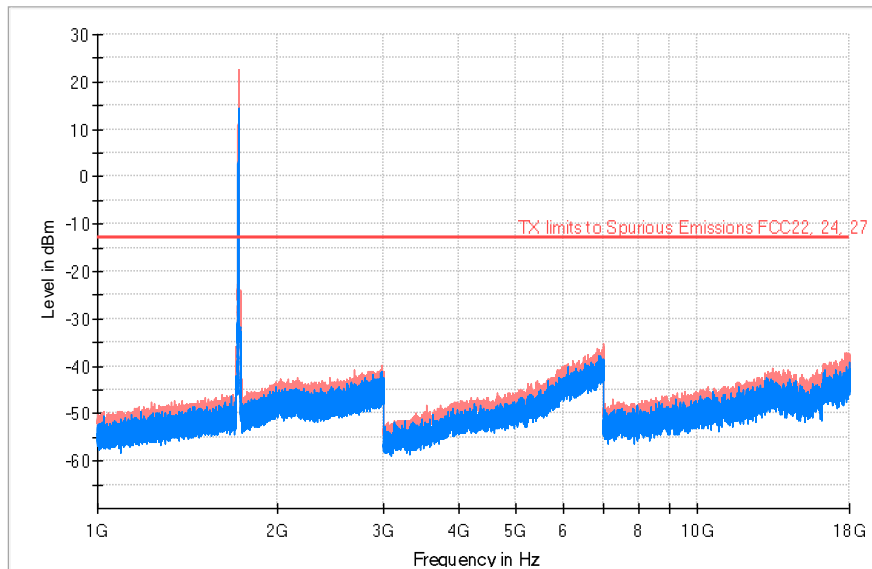
PK+\_MAXH    PK+\_CLRWR    TX limits to Spurious Emissions FCC22, 24, 27

**TEST RESULTS (Cont):**

Low Channel

FREQUENCY RANGE: 1-18 GHz

Frequency (MHz)	PK+_CLRWR (dBm)	PK+_MAXH (dBm)	Comment
1718.666667	14.29	22.62	Fundamental
6223.500000	-44.69	-38.73	
13393.000000	-46.38	-40.40	



— PK+\_MAXH    — PK+\_CLRWR    — TX limits to Spurious Emissions FCC22, 24, 27

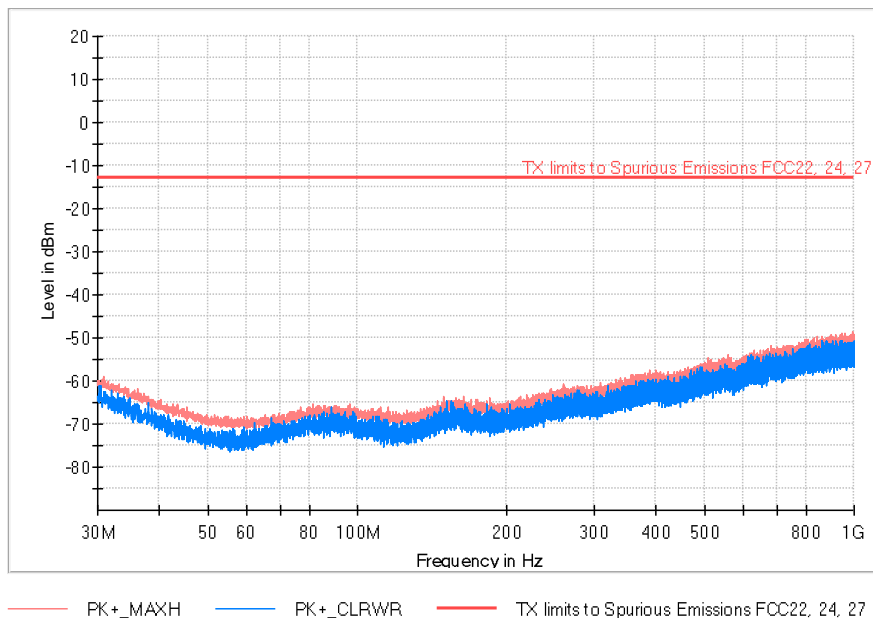
**TEST RESULTS (Cont):**

Mid Channel

FREQUENCY RANGE: 30MHz -1 GHz

**Maximizations**

Frequency (MHz)	PK+_CLRWR (dBm)	PK+_MAXH (dBm)	Comment
30.776000	-63.88	-59.04	
507.434000	-60.78	-54.58	
994.665000	-55.27	-48.73	Fundamental

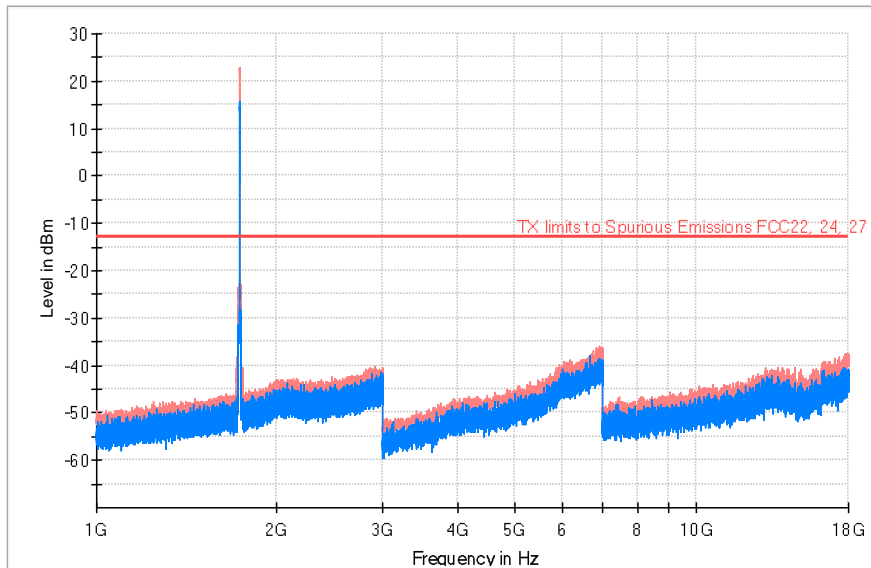


**TEST RESULTS (Cont):**

Mid Channel

FREQUENCY RANGE: 1-18 GHz

Frequency (MHz)	PK+_CLRWR (dBm)	PK+_MAXH (dBm)	Comment
1733.666667	15.56	22.94	Fundamental
7443.500000	-51.60	-46.58	
14598.500000	-46.48	-40.46	



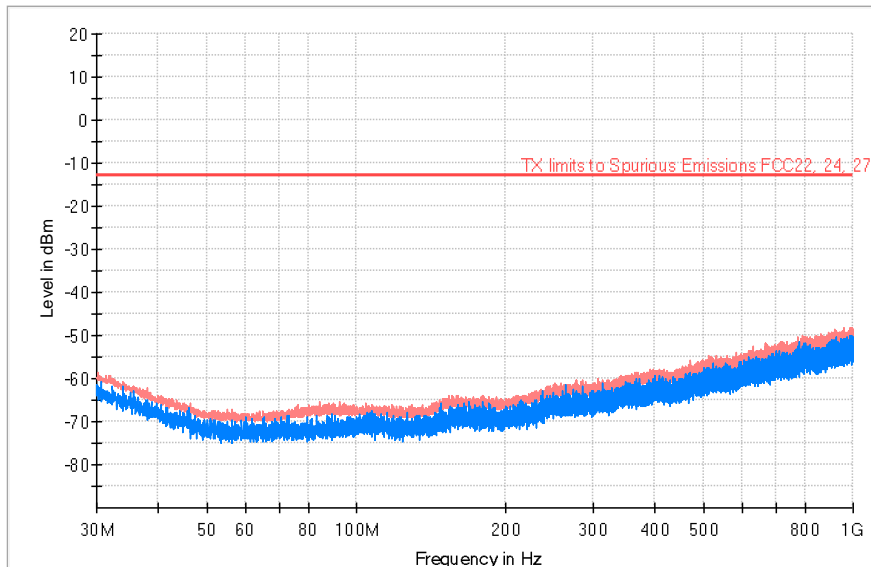
— PK+\_MAXH    — PK+\_CLRWR    — TX limits to Spurious Emissions FCC22, 24, 27

**TEST RESULTS (Cont):**

High Channel

FREQUENCY RANGE: 30MHz-1 GHz

Frequency (MHz)	PK+_CLRWR (dBm)	PK+_MAXH (dBm)	Comment
667.096000	-58.37	-51.79	
788.895667	-57.12	-49.91	<b>Fundamental</b>
994.762000	-53.70	-48.14	



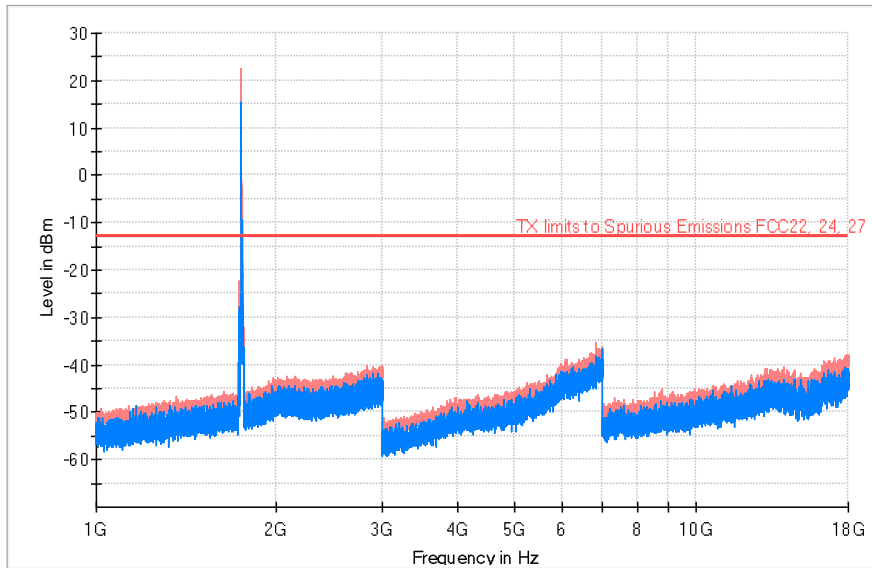
— PK+\_MAXH — PK+\_CLRWR — TX limits to Spurious Emissions FCC22, 24, 27

**TEST RESULTS(Cont.):**

High Channel

FREQUENCY RANGE: 1-18 GHz

Frequency (MHz)	PK+_CLRWR (dBm)	PK+_MAXH (dBm)	Comment
1743.866667	15.11	22.48	Fundamental
6845.500000	-42.27	-35.11	



— PK+\_MAXH — PK+\_CLRWR — TX limits to Spurious Emissions FCC22, 24, 27