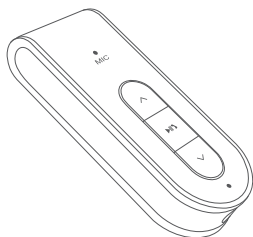


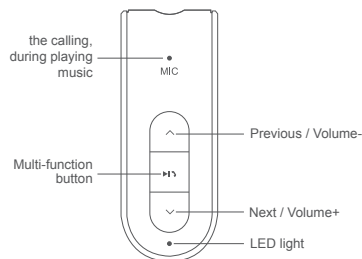
55mm

80mm

CR02 Bluetooth Adapter



USER MANUAL



Instruction steps:

1. Press & hold the multi-function button long until the red and blue lights flicker alternately and then come to the pairing mode.

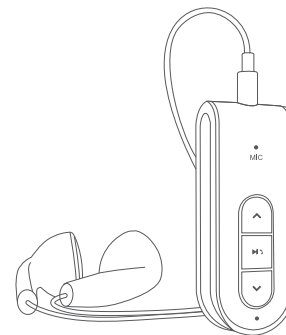
Remark: If the Bluetooth adapter was used before, after entering the reconnection mode, the Bluetooth adapter will automatically search the latest connected mobile phone.

2. Start the Bluetooth function in your mobile phone, select the Bluetooth ID of Bluetooth adapter (called "CR02") and it may be prompted for a password (some mobile phone

can be connected directly without entering pairing code), enter "0000" number, press "Yes" to connect the Bluetooth adapter.

Remark: The pairing distance between mobile phone & the Bluetooth adapter should be within 1m.

3. The mobile phone will show the sign of success after it connects to Bluetooth.



4. You can connect a 3.5mm jack headset to the Bluetooth Adapter and use it to hear music.

5. Button function:
" " : In the standby mode, press the " " button once to play music, again to pause.

Previous, Volume - / Next, Volume + :
When the adapter is playing music, Long press ^ to decrease volume, short press ^ to enter previous song. Long press v to increase volume, short press v to enter next song.

6. When there is a calling, press the " " button of the adapter once to receive it.
7. After the calling is over, press the " " button once to end it.
8. When there is a call, long press the multi-function button for 2S to refuse it.
9. Press the multi-function button until the red light flickers, and then the device is powered off.

Recharging battery

Plug micro USB cable into the 5V socket, connect to USB port of Computer for charging battery, the red indicator light on and the light will be out after full charged.

Remark: Before the first use, the battery must be fully charged.

Product's specifications

1. Supports all Bluetooth player, such as iPad / iPhone / Bluetooth cell phone, Bluetooth MID, etc...
2. Support hands free talking function
3. Bluetooth version : 2.1
4. Distance available : 10m
5. Rechargeable battery: 125mAh
6. Standby time: 200hours
7. Charging time: 1-2hours
8. Playing time: 4 hours after full charged
9. Product's size: 52*20*11mm

Bluetooth Adapter



NOTE: This equipment has been tested and found to comply with the limits for a Class B digital device, pursuant to part 15 of the FCC Rules. These limits are designed to provide reasonable protection against harmful interference in a residential installation. This equipment generates uses and can radiate radio frequency energy and, if not installed and used in accordance with the instructions, may cause harmful interference to radio communications. However, there is no guarantee that interference will not occur in a particular installation. If this equipment does cause harmful interference to radio or television reception, which can be determined by turning the equipment off and on, the user is encouraged to try to correct the interference by one or more of the following measures:

- Reorient or relocate the receiving antenna.
- Increase the separation between the equipment and receiver.
- Connect the equipment into an outlet on a circuit different from that to which the receiver is connected.
- Consult the dealer or an experienced radio/TV technician for help

Changes or modifications not expressly approved by the party responsible for compliance could void the user's authority to operate the equipment. This device complies with Part 15 of the FCC Rules. Operation is subject to the following two conditions:

- (1) this device may not cause harmful interference, and
- (2) this device must accept any interference received, including interference that may cause undesired operation.