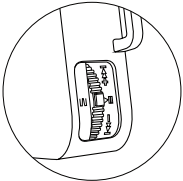


### What is in the box

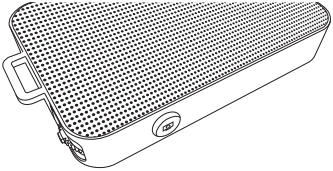
- Bluetooth Speaker
- USB cable for charging
- User manual

### Bluetooth Instruction( Note: The Bluetooth code is B47 , pair code: 0000)

1. Switch the button to "ON", hear the prompt sound, and it enter Bluetooth pairing status.
2. Starting up the Bluetooth function of mobile phone to search for Bluetooth device. B47, select it and it will be prompted for a password (Note: some mobile phone can be connected directly without entering pairing code), enter "0000", press "Yes" to connect
3. The Bluetooth speaker is ready for use.
4. Push up "⏮" to previous song Push down "⏭" to next song

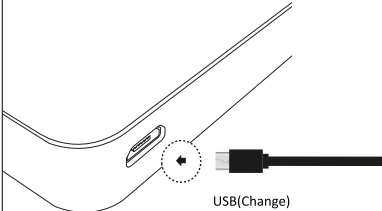


5. Push up "⏮" and long press to increase volume Push down "⏭" and long press to decrease volume
6. Short press "⏮" to play/pause music
7. Hands free function: Short press "☎" to answer or hang up phone call.
8. Short press "📷" to take photo



### Charging the Bluetooth speaker:

. Plug the provided micro USB charging cable into the speaker and an active computer USB port or a USB AC adapter that is plugged into an active wall outlet. The LED light is red color and will die out after full charged.



USB(Charge)

### Specifications:

1. Speaker: D40mm (130HZ-20KHZ)
2. SNR: ≥90±3dB
3. Bluetooth version: 2.1+EDR
4. Bluetooth effective range: up to 10meters
5. Polymer battery: 300mAh
6. Playing time: 2-4hours
7. Product size: L80 \*W50 \*H25 mm

**Changes or modifications not expressly approved by the party responsible for compliance could void the user's authority to operate the equipment.**

**This device complies with Part 15 of the FCC Rules.**

**Operation is subject to the following two conditions:**

- (1) this device may not cause harmful interference, and**
- (2) this device must accept any interference received, including interference that may cause undesired operation.**