

---

# Bluetooth Speaker

---

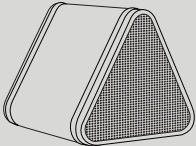
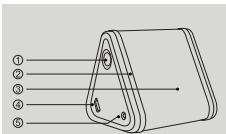

Brand Name: My Music

Model Name: AF-MCB03

FCC ID: QIFAF-MCB03

55mm

55mm

<p><b>Bluetooth Mini Speaker</b></p> <p>Model: AF-MCB03</p>  <p><b>USER MANUAL</b></p>	<p><b>Key function definition</b></p>  <ul style="list-style-type: none"><li>① Power ON/OFF</li><li>② Silicon</li><li>③ ABS</li><li>④ Power input socket</li><li>⑤ LED light</li></ul> <p>■ <b>What is in the box:</b></p>  <p>Portable Speaker      USB cable      User manual</p>	<p>■ <b>Bluetooth Instruction</b> (Note: The device is AF-MCB03, pair code: 0000)</p> <ol style="list-style-type: none"><li>1. Press and hold the power button for 3 seconds, you will hear three beeps followed by a pause, then two more beeps. the LED light will flash rapidly indicating it is in pairing mode.</li><li>2. Starting up the Bluetooth function of mobile phone to search for Bluetooth device. When the mobile finds the Bluetooth device (AF-MCB03), select it and it will be prompted for a password (Note: some mobile phone can be connected directly without entering pairing code, and if the mobile phone had already been paired before, it is also unnecessary to enter pairing code), enter "0000" number, press "Yes" to connect the Bluetooth device (AF-MCB03).</li><li>3. The mobile phone will show the sign of success after it connects to Bluetooth.</li><li>4. Set up the play mode to Bluetooth output. Play music on your mobile phone. Music volume can be increased or decreased by adjusting the volume of phone.</li><li>5. Bluetooth re-connection<ol style="list-style-type: none"><li>a. When the phone and Bluetooth communication beyond the effective range (<math>\geq 10M</math>), it will be disconnected. After the phone back to the effective range (<math>\leq 10M</math>), you have to reconnect phone and Bluetooth to make it work again.</li><li>b. When Bluetooth power is cut off, re-switch to the Bluetooth status, select Bluetooth to connect.</li></ol></li></ol>	<p>■ <b>Low battery indication</b> When battery is low, the Bluetooth speaker will make a beep every 30seconds during playing music, please recharge it in time to continuous use.</p> <p>■ <b>Recharging battery:</b> Plug mini USB cable into the 5V socket, connect to USB port of Computer for charging battery, the signal light turns red, and will keep red when charging.</p> <p>■ <b>Product's Specifications</b> Power output: 2.0W SNR: <math>\geq 85+2dB</math> Speakers: D36mm (180HZ-20KHZ) Lithium polymer battery input: 250mAh (DC5V) Dimension: 62 *62*57mm, single weight: 66.5g Material: ABS Bluetooth version: 3.0 Bluetooth effective range: up to 10meters</p>
---	---	--	--

01

02

03

04

## Important Regulatory Information

This device complies with part 15 of the FCC rules. Operation is subject to the following two conditions:

- (1) this device may not cause harmful interference, and
- (2) this device must accept any interference received, including interference that may cause undesired operation.

Changes or modifications to this unit not expressly approved by the party responsible for compliance could void the user's authority to operate the equipment.