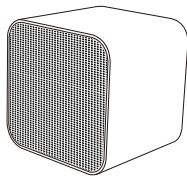


# Bluetooth mini speaker



FCC ID:QIFAF-B19

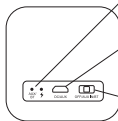


## User Manual

### Overview:



Front View



Back View

LED Indicators  
Micro USB  
Power Input/  
Line-in  
Slide Switch  
[On/Off  
AUX IN mode;  
BT mode]

### LED Indicator:

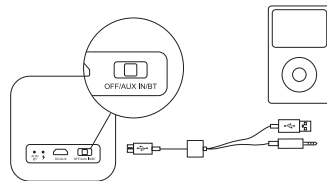
	Indicator	Status
⚡	RED	Charging
	GREEN	Fully Charged
AUX/ BT	Flashing BLUE	Pairing Mode
	BLUE	Connected/ AUX IN Mode

### What is in the box:

- Bluetooth Speaker
- Micro USB to USB cable and 3.5mm splitter cable
- User manual

### Line-in function:

Switch to the AUX IN mode, the blue status indicator will turn on. Connect Bluetooth speaker and the music device with the included Micro USB to USB and 3.5mm splitter cable.



### Bluetooth Instruction( Note: The device is B19, pair code: 1234)

1. Making switch to BT mode to make it discoverable and ready for pairing. The status indicator blinks blue.
2. On your Bluetooth device, turn on Bluetooth and scan for devices in the Bluetooth menu.
3. Select "B19" when it appears on device list. (If a pass code is requested, enter 1234). The blue status indicator stops blinking once pairing is established and is ready for use.

### Troubleshooting

1. No connection between Bluetooth speaker and Bluetooth device.
  - Make sure the battery is fully charged.
  - Make sure the Bluetooth speaker is functioning in the BT mode.
  - Make sure your Bluetooth device is discoverable.
  - Make sure your device supports Bluetooth Advance Audio Distribution.
  - Make sure both device are within reception range.

### Charging Bluetooth speaker

1. Plug micro USB tip into the micro USB port on the back of the Bluetooth speaker
2. Plug USB tip into USB compatible wall charger or USB port of PC
3. During charging, the red status indicator turn on and it will becomes green when the Bluetooth speaker is fully charged. Please disconnect the USB cable.
4. Fully charged time:2-3hours
5. Play time:6-10hours

### Product's Specifications

1. Heavy bass
2. Power output: RMS 3W
3. SNR:  $\geq 90 \pm 2$ Db
4. Speakers: D45mm(150HZ-20KHZ)
5. Input Voltage: DC 5V/ 1A
6. Lithium polymer battery input: 1000mAh(DC5V)
7. Dimension: 61\*61\*54(mm)
8. Material: ABS shell
9. Weight: 133g

## **FCC Caution.**

### **§ 15.19 Labelling requirements.**

This device complies with part 15 of the FCC Rules. Operation is subject to the following two conditions: (1) This device may not cause harmful interference, and (2) this device must accept any interference received, including interference that may cause undesired operation.

### **§ 15.21 Changes or modification warning**

Any Changes or modifications not expressly approved by the party responsible for compliance could void the user's authority to operate the equipment.

### **§ 15.105 Information to the user.**

**Note:** This equipment has been tested and found to comply with the limits for a Class B digital device, pursuant to part 15 of the FCC Rules. These limits are designed to provide reasonable protection against harmful interference in a residential installation. This equipment generates uses and can radiate radio frequency energy and, if not installed and used in accordance with the instructions, may cause harmful interference to radio communications. However, there is no guarantee that interference will not occur in a particular installation. If this equipment does cause harmful interference to radio or television reception, which can be determined by turning the equipment off and on, the user is encouraged to try to correct the interference by one or more of the following measures:

- Reorient or relocate the receiving antenna.
- Increase the separation between the equipment and receiver.
- Connect the equipment into an outlet on a circuit different from that to which the receiver is connected.
- Consult the dealer or an experienced radio/TV technician for help.

### **\* RF warning for Portable device:**

The device has been evaluated to meet general RF exposure requirement. The device can be used in portable exposure condition without restriction.