


1.1 Setup Photograph:



Antenna Port Conducted Measurements




Environmental Chamber Test Setup




9 kHz-30 MHz Test Setup







**30 MHz-1000 MHz Test Setup**



1-18 GHz Test Setup



18-20 GHz Manual Scan

