



RPM-A5A11-B14 [5G nR / 5100 Host (Lo-PIM) & 5G nR / 5100 Host (Hi-PIM)] Setup Photos

Antenna Port Conducted Measurements





RPM-A5A11-B14 [5G nR / 5100 Host (Lo-PIM)] & 5G nR / 5100 Host (Hi-PIM)] Setup Photos

Radiated Emissions Test Setup From 9 kHz-30 MHz [X-axis]





RPM-A5A11-B14 [5G nR / 5100 Host (Lo-PIM) & 5G nR / 5100 Host (Hi-PIM)] Setup Photos

Radiated Emissions Test Setup From 9 kHz-30 MHz [Y-axis]




RPM-A5A11-B14 [5G nR / 5100 Host (Lo-PIM) & 5G nR / 5100 Host (Hi-PIM)] Setup Photos

Radiated Emissions Test Setup From 9 kHz-30 MHz [Z-axis]



RPM-A5A11-B14 [5G nR / 5100 Host (Lo-PIM) & 5G nR / 5100 Host (Hi-PIM)] Setup Photos
Radiated Emissions Test Setup From 30-1000 MHz



RPM-A5A11-B14 [5G nR / 5100 Host (Lo-PIM) & 5G nR / 5100 Host (Hi-PIM)] Setup Photos

Radiated Emissions Test Setup From 1-8 GHz

