

# Test Photos for 750722 and 750723


## Contents

Model 750722 .....	2
Occupied Bandwidth, Conducted Spurious Emissions at Antenna Port, Band Edge and Emissions Mask.....	2
EIRP for BC1 (Beacon, EVDO, and One-X) .....	4
ERP for BC0 and BC10 .....	7
Radiated Spurious Emissions Measurements.....	11
Conducted Spurious Emissions on AC Mains .....	15
Frequency Stability.....	18
Model 750723 .....	20
Occupied Bandwidth, Conducted Spurious Emissions at Antenna Port, Band Edge and Emissions Mask.....	20
EIRP for BC1 (Beacon, EVDO, and One-X) .....	21
ERP for BC0 and BC10 .....	24
Radiated Spurious Emissions Measurements.....	28
Conducted Spurious Emissions on AC Mains .....	31
Frequency Stability.....	34

## Model 750722

### Occupied Bandwidth, Conducted Spurious Emissions at Antenna Port, Band Edge and Emissions Mask







**EIRP for BC1 (Beacon, EVDO, and One-X)**












**ERP for BC0 and BC10**
















**Radiated Spurious Emissions Measurements**

















**Conducted Spurious Emissions on AC Mains**












**Frequency Stability**






## Model 750723

### Occupied Bandwidth, Conducted Spurious Emissions at Antenna Port, Band Edge and Emissions Mask





**EIRP for BC1 (Beacon, EVDO, and One-X)**













ERP for BC0 and BC10
















**Radiated Spurious Emissions Measurements**













**Conducted Spurious Emissions on AC Mains**











**Frequency Stability**

