



Appendix D. Test Setup Photograph

<AC Power Line Conducted Emission>

Description: Front View of Conducted Emission Test Setup




Description: Back View of Conducted Emission Test Setup




<Radiated Emission>


Description : Front View of Radiated Emission Test Setup (30 MHz ~ 1 GHz)



Description : Back View of Radiated Emission Test Setup (30 MHz ~ 1 GHz)



Description : Front View of Radiated Emission Test Setup (Above 1 GHz)



Description : Back View of Radiated Emission Test Setup (Above 1 GHz)

