


Appendix D. Test Setup Photograph


<AC Power Line Conducted Emission>

Test Mode: Mode 1

Description: Front View of Conducted Emission Test Setup



Description: Back View of Conducted Emission Test Setup




<Radiated Emission>

Test Mode: Mode 1

Description : Front View of Radiated Emission Test Setup (30 MHz ~ 1 GHz)



Description : Back View of Radiated Emission Test Setup (30 MHz ~ 1 GHz)



Description : Front View of Radiated Emission Test Setup (Above 1 GHz)



Description : Back View of Radiated Emission Test Setup (Above 1 GHz)

