




7 SETUP PHOTOS


ANTENNA PORT MEASUREMENT SETUP




NVLAP[®]

NVLAP LAB CODE 200065-0


RADIATED RF MEASUREMENT SETUP FOR PORTABLE CONFIGURATION



Y-AXIS FRONT PHOTO




Z-AXIS FRONT PHOTO



RADIATED EMISSION ABOVE 30 MHz

RADIATED EMISSIONS ABOVE 30 MHz (FRONT)




RADIATED EMISSIONS ABOVE 30 MHz (BACK)




RADIATED EMISSION ABOVE 1000MHz

RADIATED EMISSIONS ABOVE 1000 MHz (FRONT)



RADIATED EMISSIONS ABOVE 1000 MHz (BACK)



AC MAINS LINE CONDUCTED EMISSION



LINE CONDUCTED EMISSION (BACK)

