


10. SETUP PHOTOS

ANTENNA PORT MEASUREMENT SETUP




RADIATED RF MEASUREMENT SETUP FOR PORTABLE CONFIGURATION


X-AXIS PHOTO



Y-AXIS PHOTO




Z-AXIS FRONT PHOTO




RADIATED EMISSION BELOW 30 MHz

RADIATED EMISSIONS ABOVE 30 MHz (FRONT)




RADIATED EMISSIONS ABOVE 30 MHz (BACK)




RADIATED EMISSION ABOVE 30 MHz


RADIATED EMISSIONS ABOVE 30 MHz (FRONT)



RADIATED EMISSIONS ABOVE 30 MHz (BACK)



RADIATED EMISSION ABOVE 1000MHz




AC MAINS LINE CONDUCTED EMISSION

LINE CONDUCTED EMISSION (FRONT)



LINE CONDUCTED EMISSION (BACK)



END OF REPORT