

## FCC Part 15C Compliance Test Report

<b>Test Report no.:</b>	Tre_FCC_0537_02.doc	<b>Date of Report:</b>	3.10.2005
<b>Number of pages:</b>	24	<b>Customer's Contact person:</b>	Alison Kingston
<b>Testing laboratory:</b>	TCC Nokia Tampere Laboratory P.O. Box 68 Sinitaival 5 FIN-33720 TAMPERE, FINLAND Tel. +358 (0) 7180 46800 Fax. +358 (0) 7180 46880	<b>Client:</b>	Nokia Corporation Nokia House Summit Avenue, Southwood FARNBOROUGH HAMPSHIRE GU14 0NG UK Tel. +44 1252 866000 Fax. +44 1252 866001
<b>FCC listing no.:</b>	94436		
<b>IC recognition no.:</b>	3608		
<b>Tested devices/ accessories:</b>	<b>GSM phone RM-99 / Battery BL-5C, AC-charger AC-4, Headset HS-3, Memory card MU-30</b>		
<b>FCC ID:</b>	QFXRM-99	<b>IC:</b>	661Z-RM99
<b>Supplement reports:</b>	-		
<b>Testing has been carried out in accordance with:</b>	<b>CFR 47, FCC rules Part 15 Subpart C, ANSI C63.4 (2003) and IC standard RSS-210. Deviations, modifications or clarifications (if any) to above mentioned documents are written in each section under "Test method and limit".</b>		
<b>Documentation:</b>	The test report must always be reproduced in full; reproduction of an excerpt only is subject to written approval of the testing laboratory. The documentation of the testing performed on the tested devices is archived for 15 years at TCC Nokia.		
<b>Test Results:</b>	<b>The EUT complies with the requirements in respect of all parameters subject to the test.</b> The test results relate only to devices specified in this document.		
<b>Date and signature for the contents:</b>			

Jari Jantunen, System Manager

## 1. Summary for FCC Part 15C Compliance Test Report

Date of receipt	12.9.2005
Testing completed	26.9.2005
The customer's contact person	Alison Kingston
Test Plan referred to	T:\Projects\RM-99\Testplan_RS\ RM-99_RS_Testplan.xls
Notes	-
Document name	T:\Projects\RM-99\EMC\Results\FCC\Tre_FCC_0537_02.doc

### 1.1. EUT and Accessory Information

The EUT is a triple band (GSM900/1800/1900) mobile phone with GPRS, EGPRS and Bluetooth. Bluetooth is tested with maximum rated TX power.

Product	Type	SN	HW	MV	SW	DUT
GSM phone	RM-99	004400731614614	5601	-	2.0531.5.1	40335
GSM phone	RM-99	004400731956965	5601	-	2.0531.5.1	40374
Battery	BL-5C	M034111101614	-	-	-	40337
Battery	BL-5C	M242321810261	-	-	-	40338
AC-Charger	AC-4	-	1.1	1.0	-	40341
Headset	HS-3	DM1650741Q	-	-	-	40340
Memory card	MU-30	-	-	-	-	40376

### 1.2. Summary of Test Results

#### Bluetooth:

Section in CFR 47	Section in RSS-210	Name of the test	Result
15.247(b)(1)	6.2.2(o)(a3)	Peak output power	PASSED
15.247(c)	6.2.2 (o)(e1)	Band edge compliance of RF emissions	PASSED
15.247(c)	6.2.2 (o)(e1)	Spurious RF conducted emissions	PASSED
15.247(c), 15.209	6.2.2 (o)(e1)	Spurious radiated emissions	PASSED
15.207	6.6	AC powerline conducted emissions	PASSED
15.247(a)(1)	6.2.2(o)(a3)	20 dB bandwidth	PASSED
15.247(a)(1)	6.2.2(o)(a1)	Carrier frequency separation	PASSED
15.247(a)(1)(iii)	Amend I(ii)	Number of hopping frequencies	PASSED
15.247(a)(1)(iii)	Amend I(ii)	Time of occupancy	PASSED

PASSED

The EUT complies with the essential requirements in the standard.

FAILED

The EUT does not comply with the essential requirements in the standard.

NP

The test was not performed by the TCC Nokia Tampere Laboratory.

## CONTENTS

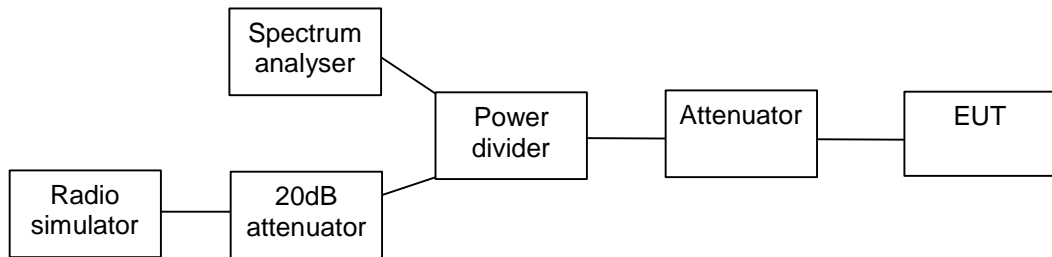
<b>1. Summary for FCC Part 15C Compliance Test Report.....</b>	<b>2</b>
1.1. EUT and Accessory Information .....	2
1.2. Summary of Test Results.....	2
<b>2. Test setups.....</b>	<b>5</b>
2.1. Conducted RF test setup .....	5
2.2. AC powerline conducted emissions test setup.....	5
2.3. Spurious radiated emissions test setup .....	5
<b>3. Peak output power (FCC §15.247(b)(1), RSS-210 6.2.2(o)(a3)).....</b>	<b>6</b>
3.1. Test method and limit.....	6
3.2. Bluetooth Test results .....	6
<b>4. Band edge compliance of RF emissions (FCC §15.247(c), RSS-210 6.2.2(o)(e1)) .....</b>	<b>8</b>
4.1. Test method and limit.....	8
4.2. Bluetooth Test results .....	8
<b>5. Spurious RF conducted emissions (FCC §15.247(c), RSS-210 6.2.2(o)(e1)) .....</b>	<b>11</b>
5.1. Test method and limit.....	11
5.2. Bluetooth Test results .....	11
<b>6. Spurious radiated emissions (FCC §15.247(c), §15.209, RSS-210 6.2.2(o)(e1)) .....</b>	<b>13</b>
6.1. Test method and limit.....	13
6.2. Bluetooth Test results .....	14
<b>7. AC powerline conducted emissions (FCC §15.207, RSS-210 6.6).....</b>	<b>16</b>
7.1. Test method and limit.....	16
7.2. Bluetooth Test results .....	17
<b>8. 20 dB bandwidth (FCC §15.247(a)(1), RSS-210 6.2.2(o)(a3)) .....</b>	<b>18</b>
8.1. Test method and limit.....	18
8.2. Bluetooth Test results .....	18
<b>9. Carrier frequency separation (FCC §15.247(a)(1), RSS-210 6.2.2(o)(a1)) .....</b>	<b>20</b>
9.1. Test method and limit.....	20
9.2. Bluetooth Test results .....	20
<b>10. Number of hopping frequencies (FCC §15.247(a)(1)(iii), RSS-210 Amend I(ii)) .....</b>	<b>21</b>
10.1. Test method and limit.....	21
10.2. Bluetooth Test results .....	21
<b>11. Time of occupancy (FCC §15.247(a)(1)(iii), RSS-210 Amend I(ii)) .....</b>	<b>22</b>

---

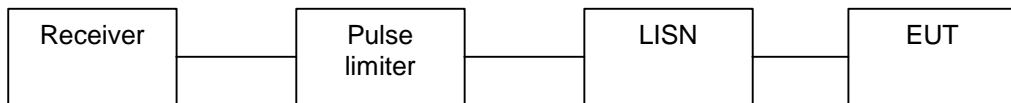
11.1.	Test method and limit .....	22
11.2.	Bluetooth test results .....	22
<b>12.</b>	<b>Test Equipment .....</b>	<b>24</b>
12.1.	Conducted measurements .....	24
12.2.	Radiated measurements .....	24

## 2. Test setups

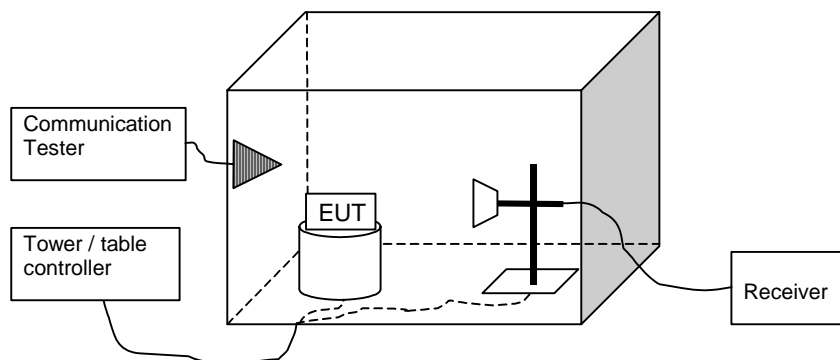
### 2.1. Conducted RF test setup



### 2.2. AC powerline conducted emissions test setup



### 2.3. Spurious radiated emissions test setup



**3. Peak output power**  
(FCC §15.247(b)(1), RSS-210 6.2.2(o)(a3))

EUT with DUT number	Phone: DUT 40374
Accessories with DUT numbers	Battery: DUT 40338
Operation Voltage [V] / [Hz]	-
Result	Passed
Remarks	-
Temp [°C] / Humidity [%RH] / Air Pressure [kPa]	24/50/102.0
Date of measurements	26.9.2005
Measured by	Jan-Erik Lilja

**3.1. Test method and limit**

The measurement is made according to FCC rules part 15.247 and IC standard RSS-210.

Limits for peak output power measurements

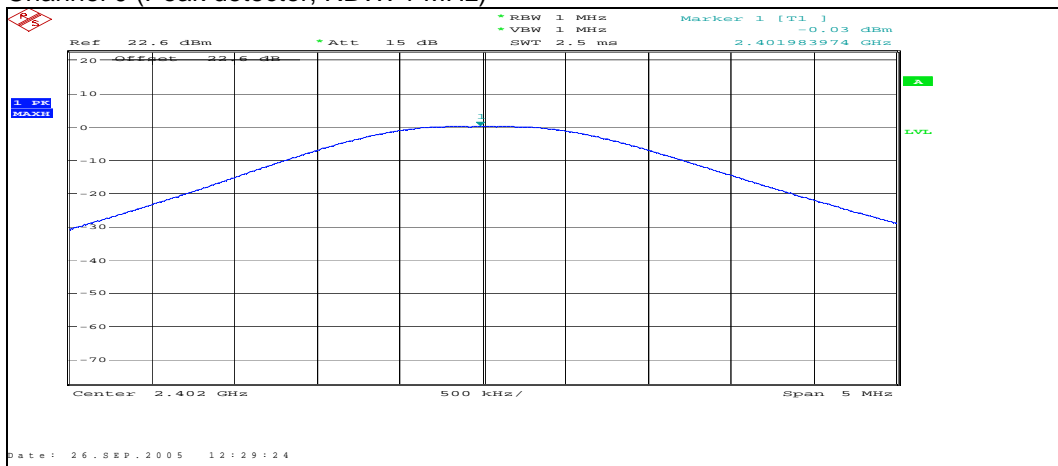
Frequency range [MHz]	Limit [W]	Limit [dBm]
2400 – 2483.5	≤ 1	≤ 30

**3.2. Bluetooth Test results**

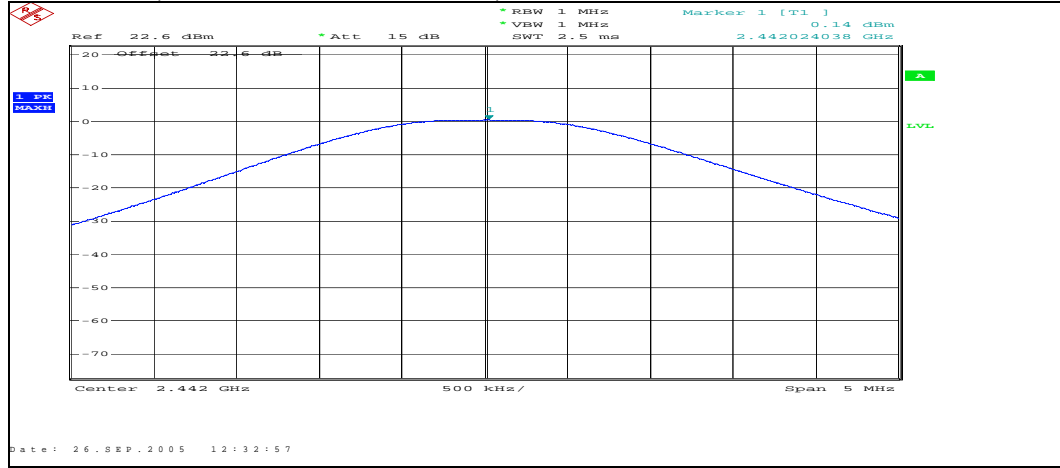
**3.2.1 GSKF modulation, PRBS packet type**

Channel	P [dBm]	P [W]	Result
0	-0.03	0.001	Passed
40	0.14	0.001	Passed
78	0.27	0.001	Passed

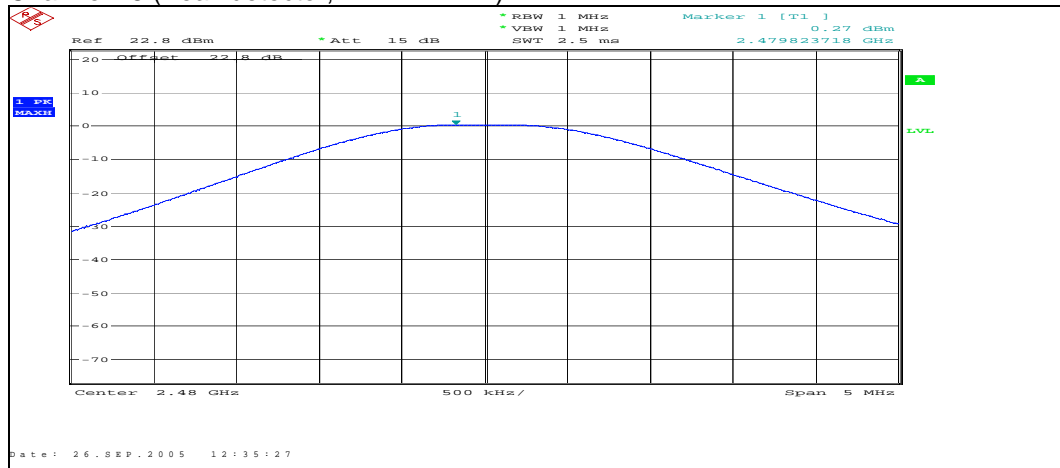
Channel 0 (Peak detector, RBW: 1 MHz)



Channel 40 (Peak detector, RBW: 1 MHz)



Channel 78 (Peak detector, RBW: 1 MHz)



#### 4. Band edge compliance of RF emissions (FCC §15.247(c), RSS-210 6.2.2(o)(e1))

<b>EUT with DUT number</b>	RM-99 DUT 40335
<b>Accessories with DUT numbers</b>	BL-5C DUT 40337, AC-4 DUT 40341, HS-3 DUT 40340, MU-30 DUT 40376
<b>Operation Voltage [V] / [Hz]</b>	115 / 60
<b>Result</b>	PASSED
<b>Remarks</b>	-
<b>Temp [°C] / Humidity [%RH] / Air Pressure [kPa]</b>	23 / 43 / 101.5
<b>Date of measurements</b>	12.9.2005
<b>Measured by</b>	Jari Jantunen

##### 4.1. Test method and limit

The measurement is made according to FCC rules part 15.247 and IC standard RSS-210.

Limits for band edge compliance of RF emissions measurements (3 m measurement distance)

<b>Frequency range [MHz]</b>	<b>Limit Average [dBµV/m]</b>	<b>Limit Peak [dBµV/m]</b>
Below 2390 and above 2483.5	≤ 54	≤ 74

##### 4.2. Bluetooth Test results

###### 4.2.1 GFSK modulation, PRBS packet type

Average (RBW: 1 MHz)

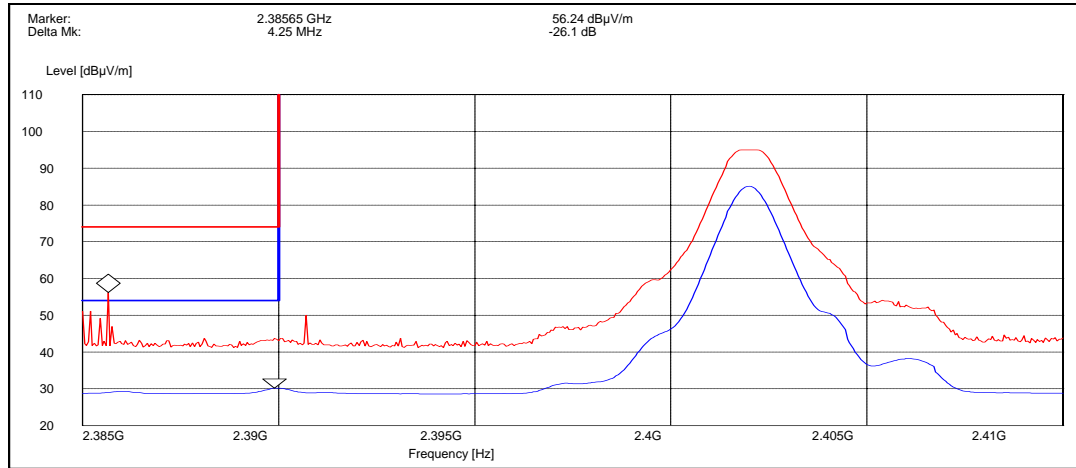
<b>Channel</b>	<b>E [dBµV/m]</b>	<b>Result</b>
0	30.23	PASSED
78	38.98	PASSED
Hopping on, low end	31.07	PASSED
Hopping on, high end	31.23	PASSED

Peak (RBW: 1 MHz)

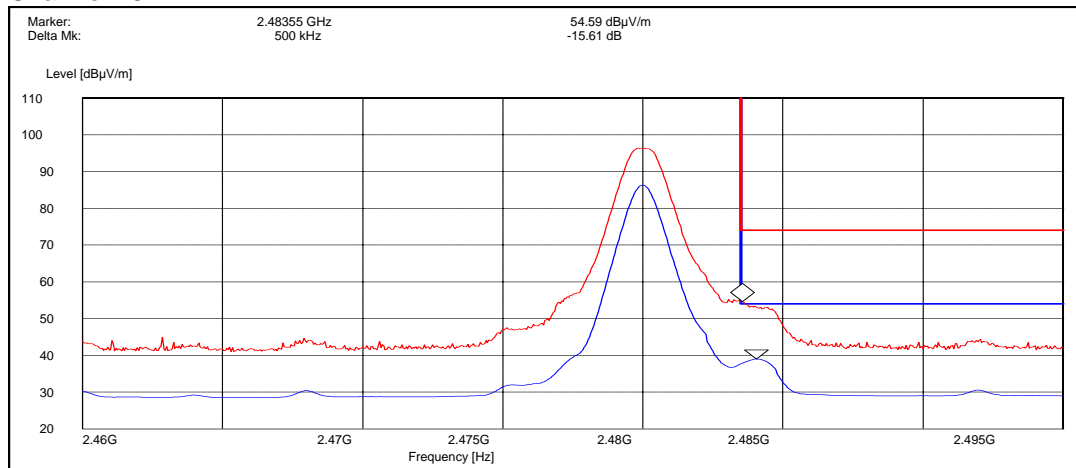
<b>Channel</b>	<b>E [dBµV/m]</b>	<b>Result</b>
0	56.24	PASSED
78	54.59	PASSED
Hopping on, low end	53.09	PASSED
Hopping on, high end	53.80	PASSED



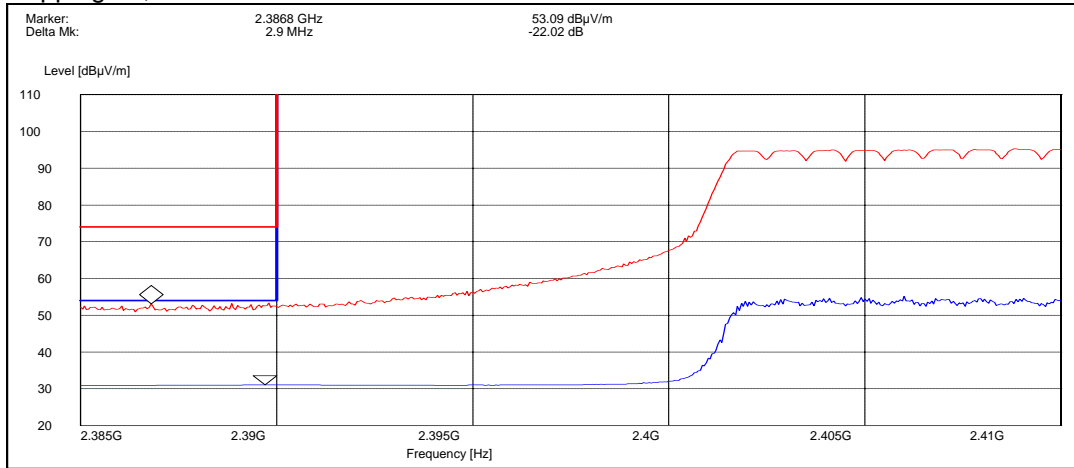
Channel 0



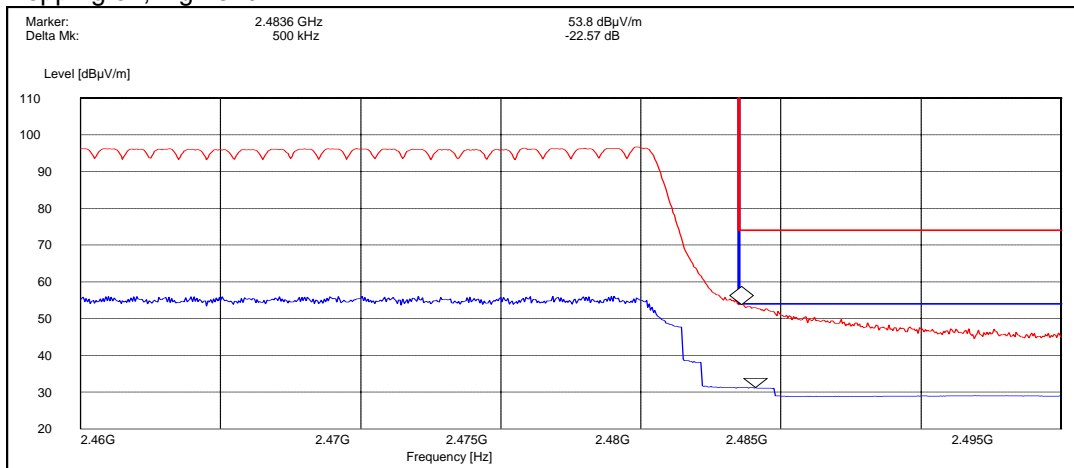
Channel 78



Hopping on, low end



Hopping on, high end



**5. Spurious RF conducted emissions**  
(FCC §15.247(c), RSS-210 6.2.2(o)(e1))

EUT with DUT number	Phone: DUT 40374
Accessories with DUT numbers	Battery: DUT 40338
Operation Voltage [V] / [Hz]	-
Result	Passed
Remarks	-
Temp [°C] / Humidity [%RH] / Air Pressure [kPa]	24/50/102.0
Date of measurements	26.9.2005
Measured by	Jan-Erik Lilja

**5.1. Test method and limit**

The measurement is made according to FCC rules part 15.247 and IC standard RSS-210.

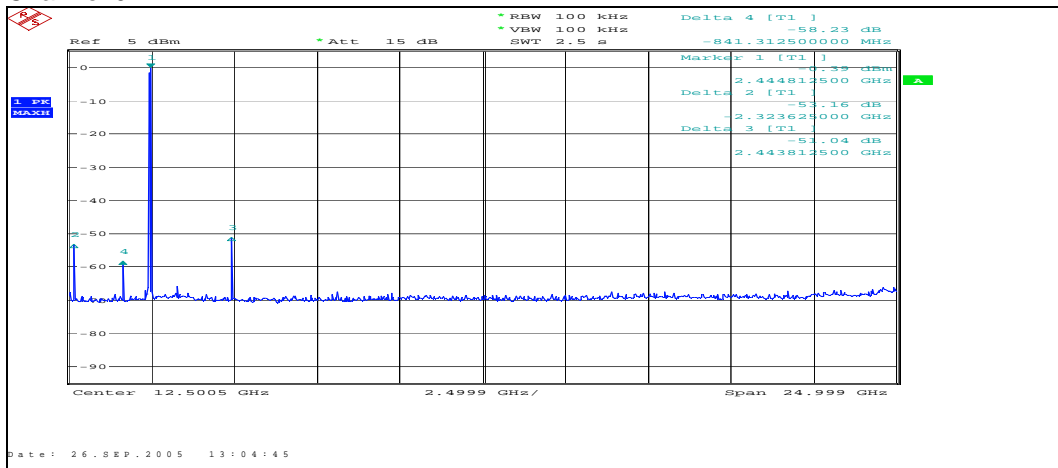
Limits for spurious RF conducted emissions measurements

Frequency range [MHz]	Limit [dBc]
1 – 25000	≤ -20

**5.2. Bluetooth Test results**

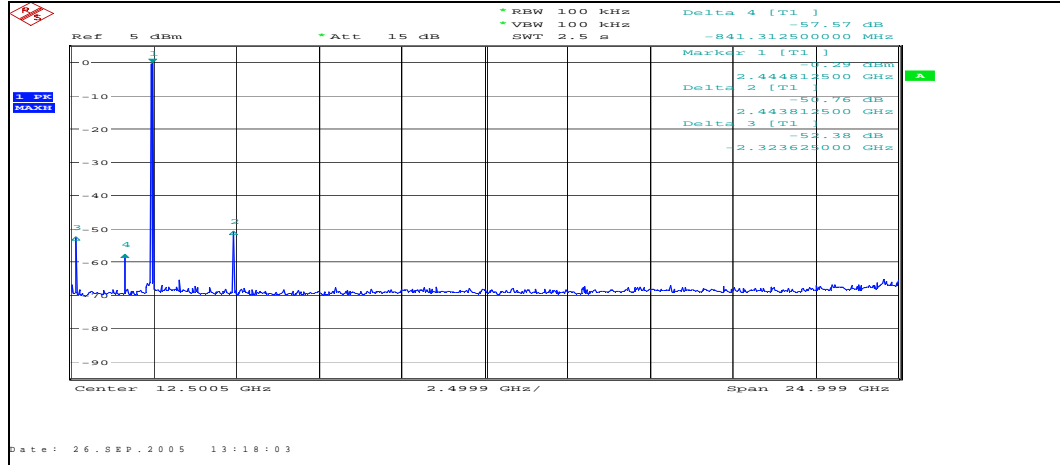
**5.2.1 GFSK modulation, PRBS packet type**

Channel 0



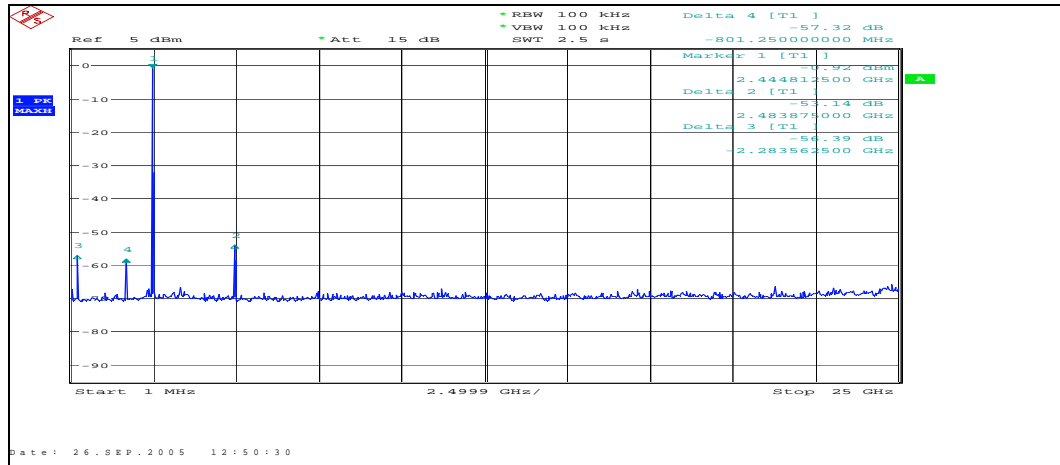
Frequency [MHz]	P [dBc]	Result
121.1875	-53.16	Passed
1603.50	-58.23	Passed
4888.625	-51.04	Passed

Channel 40



Frequency [MHz]	P [dBc]	Result
121.1875	-52.38	Passed
1603.50	-57.57	Passed
4888.625	-50.76	Passed

Channel 78



Frequency / MHz	Level / dBc	Result
161.250	-56.39	Passed
1640.5625	-57.32	Passed
4928.6875	-53.14	Passed

## 6. Spurious radiated emissions (FCC §15.247(c), §15.209, RSS-210 6.2.2(o)(e1))

<b>EUT with DUT number</b>	RM-99 DUT 40335
<b>Accessories with DUT numbers</b>	BL-5C DUT 40337, AC-4 DUT 40341, HS-3 DUT 40340, MU-30 DUT 40376
<b>Operation Voltage [V] / [Hz]</b>	115 / 60
<b>Result</b>	PASSED
<b>Remarks</b>	-
<b>Temp [°C] / Humidity [%RH] / Air Pressure [kPa]</b>	23 / 43 / 101.5
<b>Date of measurements</b>	12.9.2005
<b>Measured by</b>	Jari Jantunen

### 6.1. Test method and limit

The measurement is made according to FCC rules part 15.247 and IC standard RSS-210 as follows:

The measurement is divided into the Preliminary Measurement and the Final Measurement.

The suspected frequencies are searched for in Preliminary Measurement with absorbers on the floor and measuring antenna at fixed height using 2-axis EUT position system.

The Final Measurement is performed in the Semi-Anechoic Chamber with conducting metal floor, if the Preliminary Measurement results are closer than 20 dB to the permissible value.

The EUT is placed at nonconductive plate at the turntable center.

For each suspected frequency, the turntable is rotated 360 degrees and antenna is scanned from 1 to 4 m. This is repeated for both horizontal and vertical receive antenna polarizations.

The emissions less than 20 dB below the permissible value are reported.

The measurement results are obtained as described below:

$$E [\mu V/m] = U_{RX} + A_{TOT}$$

Where  $U_{RX}$  is receiver reading and  $A_{TOT}$  is total correction factor including cable loss, antenna factor and preamplifier gain ( $A_{TOT} = L_{CABLES} + AF - G_{PREAMP}$ ).

Limits for spurious radiated emissions measurements (3 m measurement distance)

Frequency range [MHz]	Limit [ $\mu\text{V/m}$ ]	Limit [dB $\mu\text{V/m}$ ]	Detector
30 – 88	100	40	Quasi peak
88 – 216	150	43.5	Quasi peak
216 – 960	200	46	Quasi peak
960 – 1000	500	54	Quasi peak
Above 1000	500	54	Average
Above 1000	5000	74	Peak

## 6.2. Bluetooth Test results

### 6.2.1 GFSK modulation, PRBS packet type

Channel 0

Peak (RBW: 1 MHz)

Frequency [MHz]	E [dB $\mu\text{V/m}$ ]	E [ $\mu\text{V/m}$ ]	U <sub>RX</sub> [dB $\mu\text{V}$ ]	A <sub>TOT</sub> [dB]	Polarisation	Result
4804.000000	58.90	881.05	59.20	-0.30	HORIZONTAL	PASSED
7206.000000	49.30	291.74	46.30	3.00	VERTICAL	PASSED

Average (RBW: 1 MHz)

Frequency [MHz]	E [dB $\mu\text{V/m}$ ]	E [ $\mu\text{V/m}$ ]	U <sub>RX</sub> [dB $\mu\text{V}$ ]	A <sub>TOT</sub> [dB]	Polarisation	Result
4804.000000	49.70	305.49	50.00	-0.30	HORIZONTAL	PASSED
7206.000000	38.00	79.43	35.00	3.00	VERTICAL	PASSED

Channel 40

Quasi peak (RBW: 120 kHz)

Frequency [MHz]	E [dB $\mu\text{V/m}$ ]	E [ $\mu\text{V/m}$ ]	U <sub>RX</sub> [dB $\mu\text{V}$ ]	A <sub>TOT</sub> [dB]	Polarisation	Result
108.818236	31.50	37.58	65.90	-34.40	HORIZONTAL	PASSED

Peak (RBW: 1 MHz)

Frequency [MHz]	E [dB $\mu\text{V/m}$ ]	E [ $\mu\text{V/m}$ ]	U <sub>RX</sub> [dB $\mu\text{V}$ ]	A <sub>TOT</sub> [dB]	Polarisation	Result
4883.767535	55.90	623.73	56.60	-0.70	HORIZONTAL	PASSED
4945.893788	43.90	156.68	44.20	-0.30	VERTICAL	PASSED
7325.651303	49.60	302.00	46.20	3.40	VERTICAL	PASSED
17998.491984	57.30	732.82	35.00	22.30	VERTICAL	PASSED

Average (RBW: 1 MHz)

Frequency [MHz]	E [dB $\mu\text{V/m}$ ]	E [ $\mu\text{V/m}$ ]	U <sub>RX</sub> [dB $\mu\text{V}$ ]	A <sub>TOT</sub> [dB]	Polarisation	Result
4883.767535	45.80	194.98	46.50	-0.70	HORIZONTAL	PASSED
4946.393788	30.80	34.67	31.10	-0.30	VERTICAL	PASSED
7325.651303	36.60	67.61	33.20	3.40	VERTICAL	PASSED
17993.991984	43.50	149.62	21.40	22.10	VERTICAL	PASSED

Channel 78

Peak (RBW: 1 MHz)

Frequency [MHz]	E [dB $\mu$ V/m]	E [ $\mu$ V/m]	U <sub>RX</sub> [dB $\mu$ V]	A <sub>TOT</sub> [dB]	Polarisation	Result
4960.000000	54.40	524.81	54.50	-0.10	HORIZONTAL	PASSED
7440.000000	49.10	285.10	44.70	4.40	VERTICAL	PASSED

Average (RBW: 1 MHz)

Frequency [MHz]	E [dB $\mu$ V/m]	E [ $\mu$ V/m]	U <sub>RX</sub> [dB $\mu$ V]	A <sub>TOT</sub> [dB]	Polarisation	Result
4960.000000	45.90	197.24	46.00	-0.10	HORIZONTAL	PASSED
7440.000000	36.90	69.98	32.50	4.40	VERTICAL	PASSED

## 7. AC powerline conducted emissions (FCC §15.207, RSS-210 6.6)

<b>EUT with DUT number</b>	RM-99 DUT 40335
<b>Accessories with DUT numbers</b>	BL-5C DUT 40337, AC-4 DUT 40341, HS-3 DUT 40340, MU-30 DUT 40376
<b>Operation Voltage [V] / [Hz]</b>	115 / 60
<b>Result</b>	PASSED
<b>Remarks</b>	-
<b>Temp [°C] / Humidity [%RH] / Air Pressure [kPa]</b>	18 / 51 / 100.1
<b>Date of measurements</b>	14.9.2005
<b>Measured by</b>	Jari Jantunen

### 7.1. Test method and limit

The measurement is made according to FCC rules part 15.247 and IC standard RSS-210 as follows:

The EUT is placed on a wooden table 80 cm above the reference groundplane.

The EUT is connected via LISN to a test power supply.

The measurement results are obtained as described below:

$$U [dB\mu V] = U_{RX} + A_{TOT}$$

Where  $U_{RX}$  is receiver reading and  $A_{TOT}$  is total correction factor including cable and pulse limiter attenuations.

CISPR 22 Class B limits

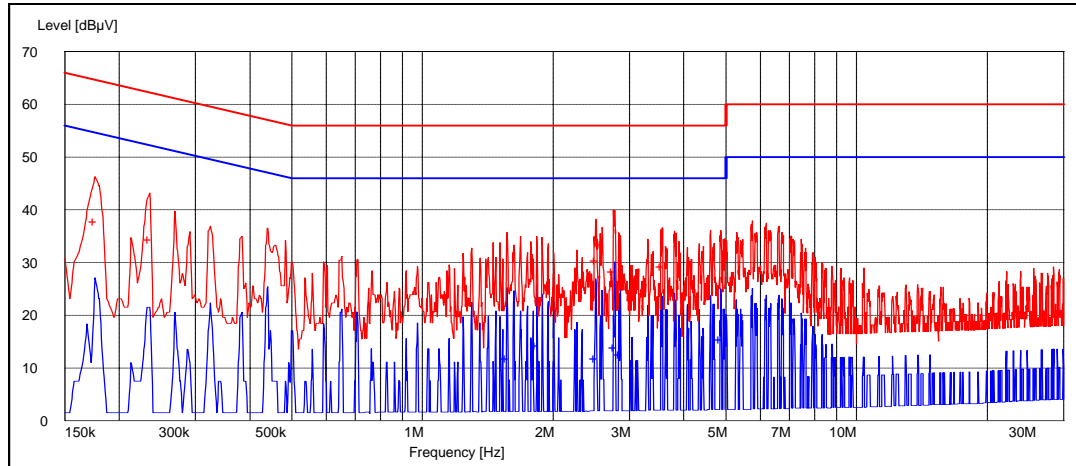
Frequency range [MHz]	Quasi peak limit [dB $\mu$ V]	Average limit [dB $\mu$ V]
0.15 - 0.5	66 - 56	56 - 46
0.5 - 5	56	46
5 - 30	60	50



## 7.2. Bluetooth Test results

### 7.2.1 GFSK modulation, PRBS packet type

Channel 40



Quasi peak (RBW: 9 kHz)

Frequency [MHz]	U [dBµV]	Line	Result
0.175952	37.80	L1	PASSED
0.235271	34.50	L1	PASSED
2.511022	30.50	L1	PASSED
2.595190	33.50	L1	PASSED
2.751503	28.40	L1	PASSED
3.569138	29.30	L1	PASSED

Average (RBW: 9 kHz)

Frequency [MHz]	U [dBµV]	Line	Result
1.566232	11.90	L1	PASSED
1.833166	14.40	L1	PASSED
2.505010	11.90	L1	PASSED
2.775551	13.90	N	PASSED
2.859719	12.60	L1	PASSED
4.867735	15.50	L1	PASSED

**8. 20 dB bandwidth**  
(FCC §15.247(a)(1), RSS-210 6.2.2(o)(a3))

EUT with DUT number	Phone: DUT 40374
Accessories with DUT numbers	Battery: DUT 40338
Operation Voltage [V] / [Hz]	-
Result	Passed
Remarks	-
Temp [°C] / Humidity [%RH] / Air Pressure [kPa]	24/50/102.0
Date of measurements	26.9.2005
Measured by	Jan-Erik Lilja

**8.1. Test method and limit**

The measurement is made according to FCC rules part 15.247 and IC standard RSS-210.

Limits for 20 dB bandwidth measurements

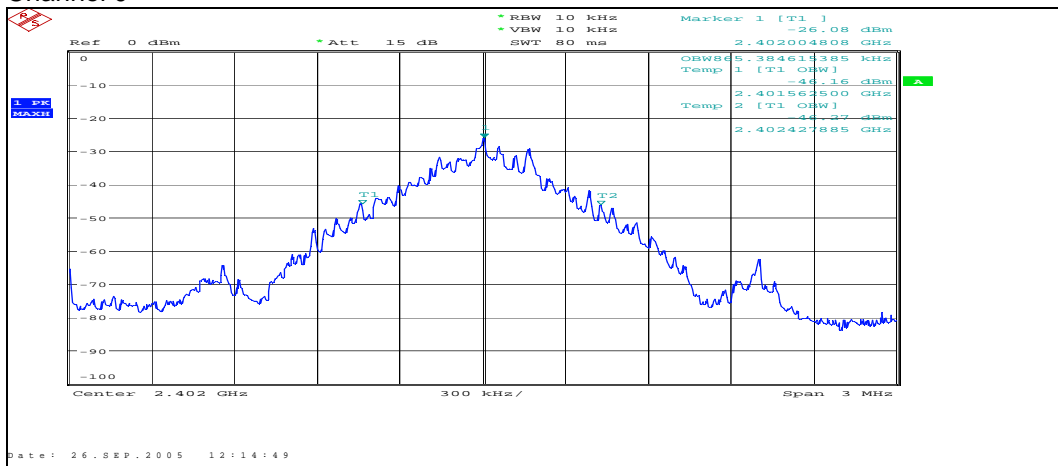
Limit [MHz]
≤ 1

**8.2. Bluetooth Test results**

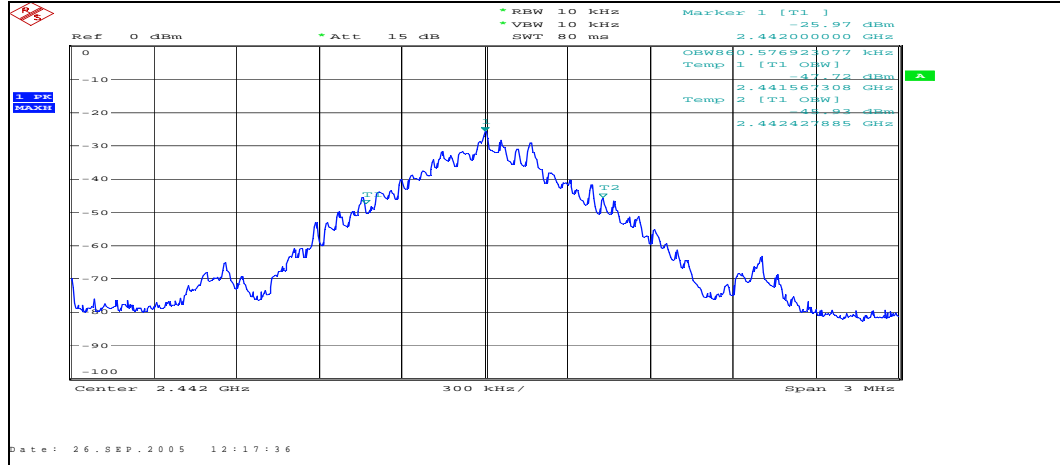
**8.2.1 GFSK modulation, PRBS packet type**

Channel	20 dB bandwidth [kHz]	Result
0	865.385	Passed
40	860.577	Passed
78	860.577	Passed

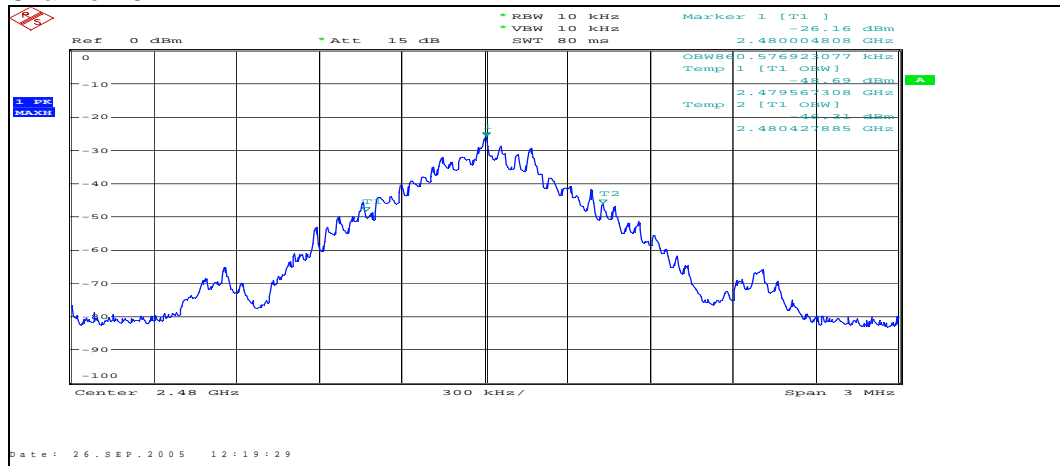
Channel 0



Channel 40



Channel 78



**9. Carrier frequency separation**  
(FCC §15.247(a)(1), RSS-210 6.2.2(o)(a1))

EUT with DUT number	Phone: DUT 40374
Accessories with DUT numbers	Battery: DUT 40338
Operation Voltage [V] / [Hz]	-
Result	Passed
Remarks	-
Temp [°C] / Humidity [%RH] / Air Pressure [kPa]	24/50/102.0
Date of measurements	26.9.2005
Measured by	Jan-Erik Lilja

**9.1. Test method and limit**

The measurement is made according to FCC rules part 15.247 and IC standard RSS-210.

Limits for carrier frequency separation measurements

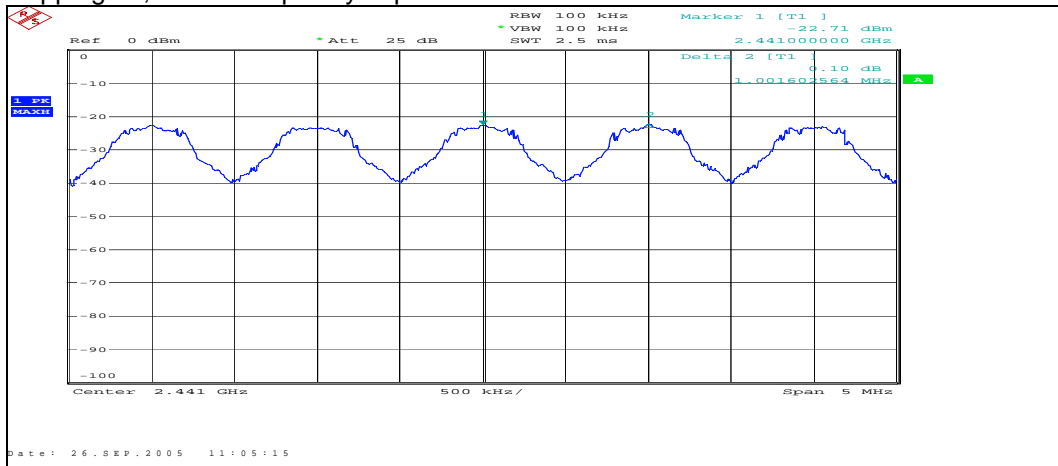
Limit [MHz]
≥ 0.025 or 20 dB bandwidth

**9.2. Bluetooth Test results**

**9.2.1 GFSK modulation, PRBS packet type**

Carrier frequency separation [kHz]	Result
1001.6026	Passed

Hopping on, carrier frequency separation of channels 39 and 40



**10. Number of hopping frequencies**  
(FCC §15.247(a)(1)(iii), RSS-210 Amend I(ii))

<b>EUT with DUT number</b>	Phone: DUT 40374
<b>Accessories with DUT numbers</b>	Battery: DUT 40338
<b>Operation Voltage [V] / [Hz]</b>	-
<b>Result</b>	Passed
<b>Remarks</b>	-
<b>Temp [°C] / Humidity [%RH] / Air Pressure [kPa]</b>	24/50/102.0
<b>Date of measurements</b>	26.9.2005
<b>Measured by</b>	Jan-Erik Lilja

**10.1. Test method and limit**

The measurement is made according to FCC rules part 15.247 and IC standard RSS-210.

Limits for number of hopping frequencies measurements

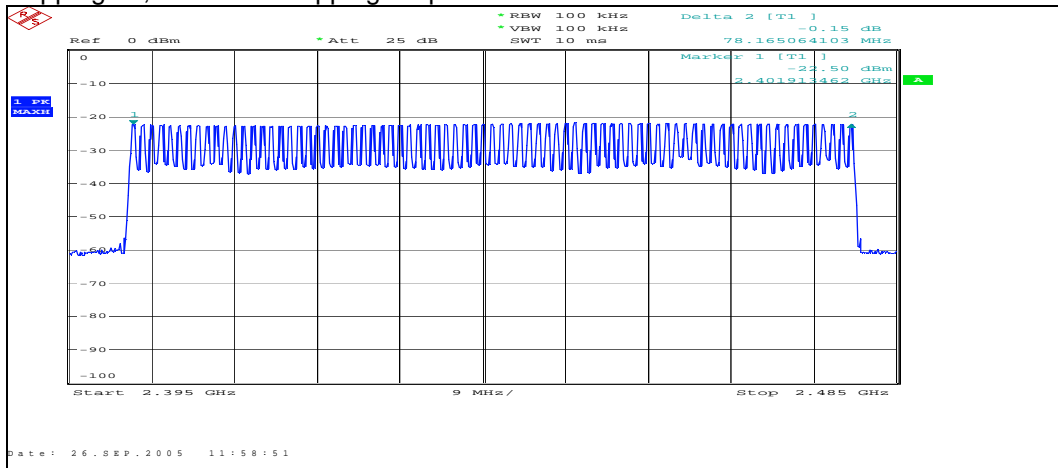
Limit [number]
≥ 75

**10.2. Bluetooth Test results**

**10.2.1 GFSK modulation, PRBS packet type**

Measured number of hopping frequencies	Result
79	Passed

Hopping on, number of hopping frequencies



**11. Time of occupancy**  
(FCC §15.247(a)(1)(iii), RSS-210 Amend I(ii))

<b>EUT with DUT number</b>	Phone: DUT 40374
<b>Accessories with DUT numbers</b>	Battery: DUT 40338
<b>Operation Voltage [V] / [Hz]</b>	-
<b>Result</b>	Passed
<b>Remarks</b>	-
<b>Temp [°C] / Humidity [%RH] / Air Pressure [kPa]</b>	24/50/102.0
<b>Date of measurements</b>	26.9.2005
<b>Measured by</b>	Jan-Erik Lilja

**11.1. Test method and limit**

The measurement is made according to FCC rules part 15.247 and IC standard RSS-210 as follows:

The total time of occupancy is get by multiplying the measured number of transmissions occurred during 31.6 second period with the duration of one transmission.

Limits for time of occupancy measurements

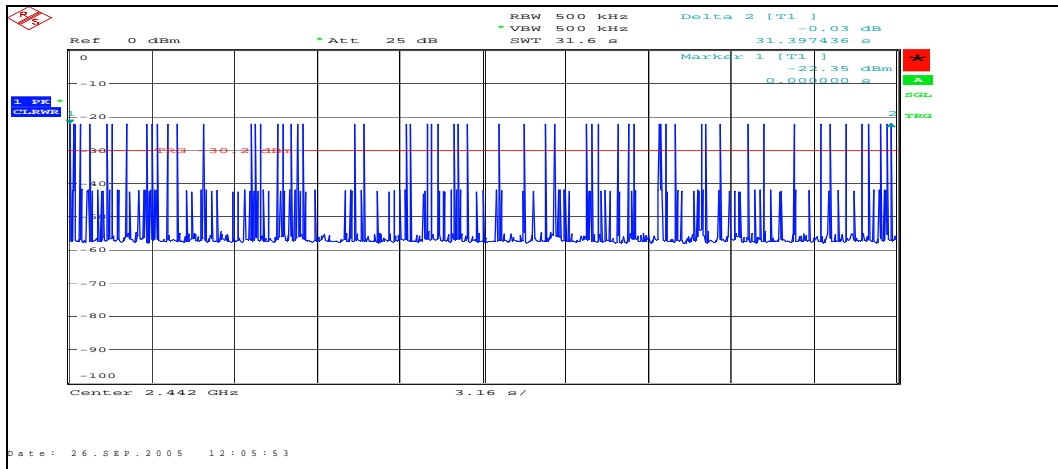
Limit [s]
≤ 0.4

**11.2. Bluetooth test results**

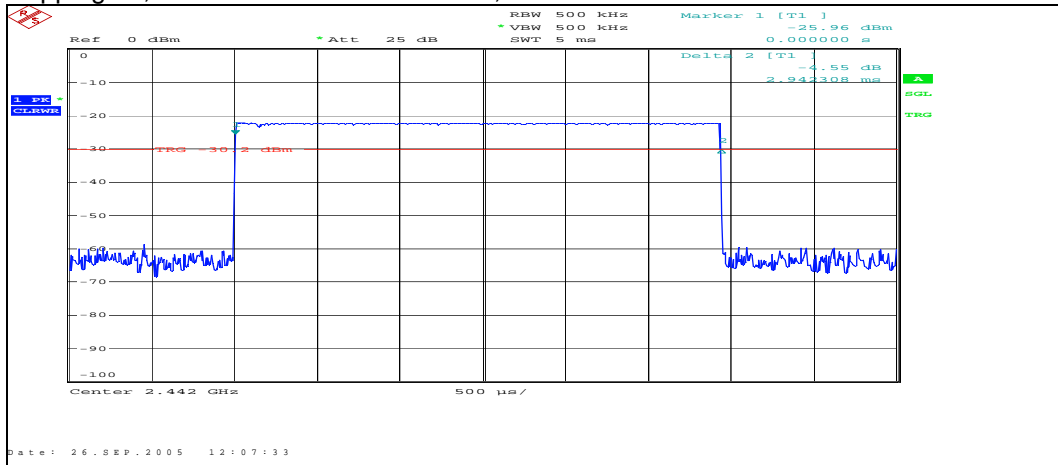
**11.2.1 GFSK modulation, PRBS packet type**

Measured number of transmissions	Duration of one transmission [µs]	Time of occupancy [s]	Result
58	2942.308	0.1707	Passed

Hopping on, number of transmissions, channel 40



Hopping on, duration of one transmission, channel 40



## 12. Test Equipment

### 12.1. Conducted measurements

Eq. No	Equipment	Type	Manufacturer	Used in
TM37610	Spectrum analyzer	FSU	R&S	15C,22/24
TM37678	Radio communication tester	CMU-200	R&S	15C,22/24
	Attenuator 10 dB	6251.17.A	Huber+Suhner AG	15C,22/24
TM22901	Step attenuator 110dB	8496A	Agilent	15C,22/24
TM37499	Power splitter	11667A	Agilent	15C,22/24
	Temperature chamber	VT4002	Vötsch	15C,22/24
TM38112	DC power supply	6632A	Agilent	15C,22/24
TM38111	Multimeter	34401A	Agilent	15C,22/24
TM38845	EMI receiver	ESI 40	R&S	15B,15C
TM37773	Radio communication tester	CMU-200	R&S	15B,15C
TM38631	Signal generator	83640L	Agilent	15B,15C
TM38114	DC power supply	6632A	Agilent	15B,15C
TM22835	Multimeter	87	Fluke	15B,15C
TM30600	Pulse Limiter	ESH3-Z2	R&S	15B,15C
TM26490	LISN 50 µH	ESH3-Z5/	R&S	15B,15C
TM30636	LISN 50 µH	L2-16/	PMM	15B,15C

### 12.2. Radiated measurements

Eq. No	Equipment	Type	Manufacturer	Used in
TM30599	3m semi-anechoic chamber		TDK	15B,15C, 22/24
TM38845	EMI receiver	ESI 40	R&S	15B,15C, 22/24
TM37498	Preamplifier	AMF-5D-020180-26-10P	MITEQ	15B,15C, 22/24
TM37523	Preamplifier	AMF-4D-10M-3G-25-20P	MITEQ	15B,15C, 22/24
TM37516	Biconilog antenna	HL562	R&S	15B,15C, 22/24
TM26496	Double ridged waveguide antenna	3115	EMCO	15B,15C, 22/24
TM39158	Horn antenna	3116	EMCO	15B,15C, 22/24
TM26492	Reference dipole set	UHAP/VHAP	Schwarzbeck	15B,15C, 22/24
TM37501	Dipole antenna	3125-870	EMCO	22/24
TM37502	Dipole antenna	3125-1880	EMCO	22/24
TM37773	Radio communication tester	CMU-200	R&S	15B,15C, 22/24
TM38631	Signal generator	83640L	Agilent	15B,15C, 22/24
TM38066	High pass filter	4HC3000/18000-3-KK	Trilithic	15B,15C, 22/24
	High pass filter	WHK2010-10SS	Trilithic	15B,15C, 22/24
	Low pass filter	WLK1750-10SS	Trilithic	15B,15C, 22/24
TM26511	Tunable notch filter	WRCA870	Wainwright	22/24
TM38215	Tunable notch filter	WRCD1850/1910-0.2/40	Wainwright	22/24
TM38214	Band reject filter	WRCT 2402/2480-2400/2483.5-30	Wainwright	15C
TM30642	Turntable controller	HD-100	Deisel	15B,15C, 22/24
TM26500	Turntable	DS412	Deisel	15B,15C, 22/24
TM38842	Antenna mast controller	2090	EMCO	15B,15C, 22/24
TM38843	Antenna mast	2075	EMCO	15B,15C, 22/24
TM38114	DC power supply	6632A	Agilent	15B,15C, 22/24
TM22835	Multimeter	87	Fluke	15B,15C, 22/24