

FCC Part 22/24 Compliance Test Report

Test Report no.:	Salo_FCC_0634_16.doc	Date of Report:	31.08.2006
Number of pages:	10	Customer's Contact person:	Alison Kingston
Testing laboratory:	TCC Nokia Salo Laboratory P.O. Box 86 Joensuunkatu 7H / Kiila 1B FIN-24101 SALO, FINLAND Tel. +358 (0) 7180 08000 Fax. +358 (0) 7180 45220	Customer:	Nokia Corporation Nokia House Summit Avenue, Southwood FARNBOROUGH HAMPSHIRE GU14 0NG UK Tel. +44 1252 866000 Fax. +44 1252 866001
FCC listing no.:	533467		
IC recognition no.:	5385		
Tested devices/ accessories:	Phone RM-84 / Battery BL-5C, Headset HS-23 and AC- Charger AC-3		
FCC ID:	QFXRM-84	IC:	661Z-RM84
Supplement reports:	-		
Testing has been carried out in accordance with:	CFR 47, FCC rules Parts 22 and 24, TIA-603-B-2002 and IC standards RSS-GEN, RSS-132 and RSS-133. Deviations, modifications or clarifications (if any) to above mentioned documents are written in each section under "Test method and limit".		
Documentation:	The test report must always be reproduced in full; reproduction of an excerpt only is subject to written approval of the testing laboratory. The documentation of the testing performed on the tested devices is archived for 15 years at TCC Nokia.		
Test Results:	The EUT complies with the requirements in respect of all parameters subject to the test. The test results relate only to devices specified in this document.		
Date and signature for the contents:			

Sami Lehtonen, System Manager

1. Summary for FCC Part 22/24 Compliance Test Report

Date of receipt	01.08.2006
Testing completed	31.08.2006
The customer's contact person	Alison Kingston
Test Plan referred to	T:\Projects\RM-84\EMC\Test Plans\RM-84_RS_Testplan_hw7000.xls
Notes	-
Document name	T:\Projects\RM-84\EMC\Results\FCC\Salo_FCC_0634_16.doc

1.1. EUT and Accessory Information

The EUT is a quadri band (GSM900/1800/1900 and WCDMA2100) mobile phone with GPRS, EGPRS and Bluetooth. The EUT is tested with maximum rated TX power, modulated with pseudo random bit sequence (PRBS9).

Product	Type	SN	HW	MV	SW	DUT
Phone	RM-84	351862/01/315705/0	7000	-	5.0609.2.0.1	11380
Battery	BL-5C	0670398417535N152F20404925	-	-	-	11432
Headset	HS-23	FM2550741Q	-	-	-	11105
AC- Charger	AC-3E	3997915413051200032;0675370	-	-	-	11390

1.2. Summary of Test Results

GSM 1900:

Section in CFR 47	Section in RSS-133	Name of the test	Result
§2.1046(a)	6.2	Conducted RF output power	NP
§24.232(b)	6.2	Radiated RF output power	PASSED
§2.1049(h)	5.6	99 % occupied bandwidth	NP
§24.238(a)	6.3	Band edge compliance	PASSED
§24.238(a), §2.1051	6.3	Spurious emissions at antenna terminals	NP
§24.238(a), §2.1053	6.3	Spurious radiated emissions	NP
§2.1055(a)	7	Frequency stability, temperature variation	NP
§2.1055(d)	7	Frequency stability, voltage variation	NP

PASSED
FAILED
NP

The EUT complies with the essential requirements in the standard.
The EUT does not comply with the essential requirements in the standard.
The test was not performed by the TCC Nokia Salo Laboratory.

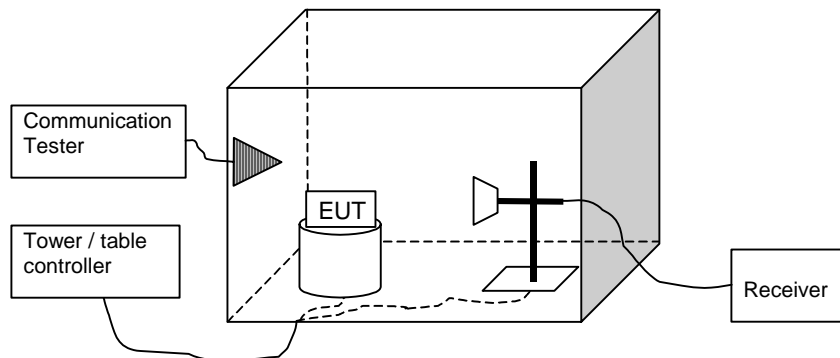
CONTENTS

1. Summary for FCC Part 22/24 Compliance Test Report	2
1.1. EUT and Accessory Information	2
1.2. Summary of Test Results	2
2. Radiated RF output power (FCC §22.913(a), §24.232(b), RSS-GEN 4.6, RSS-132 4.4, RSS-133 6.2)	4
2.1. Test setup	4
2.2. Test method and limit	4
2.3. GSM 1900 Test results	5
3. Band edge compliance (FCC §22.917(a), 24.238(a), RSS-GEN 4.7, RSS-132 4.5, RSS-133 6.3)	6
3.1. Test setup	6
3.2. Test method and limit	6
3.3. GSM 1900 Test results	7
4. Test Equipment.....	9
4.1. Conducted measurements	9
4.2. Radiated measurements	9

2. Radiated RF output power
(FCC §22.913(a), §24.232(b), RSS-GEN 4.6, RSS-132 4.4, RSS-133 6.2)

EUT with DUT number	RM-84, DUT 11380
Accessories with DUT numbers	BL-5C, DUT 11432; HS-23, DUT 11105; AC-3E, DUT 11390
Operation Voltage [V] / [Hz]	115 / 60
Result	PASSED
Remarks	-
Temp [°C] / Humidity [%RH] / Air Pressure [kPa]	22 / 55 / 100.7
Date of measurements	31.08.2006
Measured by	Sami Lehtonen

2.1. Test setup



2.2. Test method and limit

The measurement is made according to TIA-603-B-2002 as follows:

The measurement is performed in the Anechoic Chamber with absorbers on the floor and measuring antenna at fixed height using 2-axis EUT position system. The turntable is rotated 360 degrees and this is repeated for both horizontal and vertical receive antenna polarizations.

The EUT is placed on a nonconductive plate at 170 cm height.

The substitution method is used. Substitution values at each frequencies are measured beforehand and saved to the test software.

The substitution corrections are obtained as described below:

$$A_{SUBST} = P_{SUBST_TX} - P_{SUBST_RX} - L_{SUBST_CABLES} + G_{SUBST_TX_ANT}$$

Where A_{SUBST} is the final substitution correction including receive antenna gain. P_{SUBST_TX} is signal generator level, P_{SUBST_RX} is receiver level, L_{SUBST_CABLES} is cable losses including both TX and RX cables and $G_{SUBST_TX_ANT}$ is substitution antenna gain.

The measurement results are obtained as described below:

$$P [dBm] = P_{MEAS} + A_{TOT}$$

Where P_{MEAS} is receiver reading in dBm and A_{TOT} is total correction factor including cable loss and substitution correction ($A_{TOT} = L_{CABLES} + A_{SUBST}$).

Limits for radiated RF output power measurements

Frequency range [MHz]	Limit [W]	Limit [dBm]
824 - 849	7	38.5
1850 - 1910	2	33

2.3. GSM 1900 Test results

GSM mode

Channel / f_c [MHz]	EIRP [dBm]	EIRP [W]	P_{MEAS} [dBm]	A_{TOT} [dB]	Polarisation	Result
512 / 1850.2	32.40	1.738	- 12.20	44.60	HORIZONTAL	PASSED
661 / 1880.0	31.50	1.413	- 13.40	44.90	VERTICAL	PASSED
810 / 1909.8	30.90	1.230	- 15.00	45.90	VERTICAL	PASSED

GPRS mode, 2 TX Slots

Channel / f_c [MHz]	EIRP [dBm]	EIRP [W]	P_{MEAS} [dBm]	A_{TOT} [dB]	Polarisation	Result
512 / 1850.2	30.20	1.047	- 16.50	46.70	VERTICAL	PASSED
661 / 1880.0	28.00	0.631	- 16.90	44.90	VERTICAL	PASSED
810 / 1909.8	28.60	0.724	- 17.30	45.90	VERTICAL	PASSED

EGPRS mode, 1 TX Slot

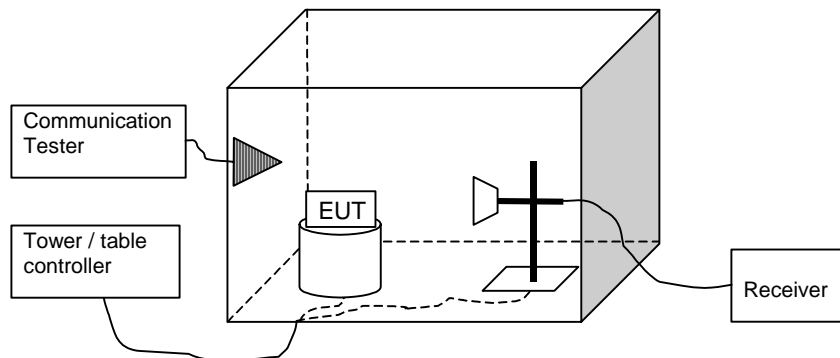
Channel / f_c [MHz]	EIRP [dBm]	EIRP [W]	P_{MEAS} [dBm]	A_{TOT} [dB]	Polarisation	Result
512 / 1850.2	28.00	0.631	- 16.60	44.60	HORIZONTAL	PASSED
661 / 1880.0	26.90	0.490	- 18.00	44.90	VERTICAL	PASSED
810 / 1909.8	26.30	0.427	- 18.60	44.90	HORIZONTAL	PASSED

3. Band edge compliance

(FCC §22.917(a), 24.238(a), RSS-GEN 4.7, RSS-132 4.5, RSS-133 6.3)

EUT with DUT number	RM-84, DUT 11380
Accessories with DUT numbers	BL-5C, DUT 11432; HS-23, DUT 11105; AC-3E, DUT 11390
Operation Voltage [V] / [Hz]	115 / 60
Result	PASSED
Remarks	-
Temp [°C] / Humidity [%RH] / Air Pressure [kPa]	22 / 55 / 100.7
Date of measurements	31.08.2006
Measured by	Sami Lehtonen

3.1. Test setup



3.2. Test method and limit

The measurement is made according to FCC rules part 22 and 24 and IC standards RSS-GEN, RSS-132 and RSS-133.

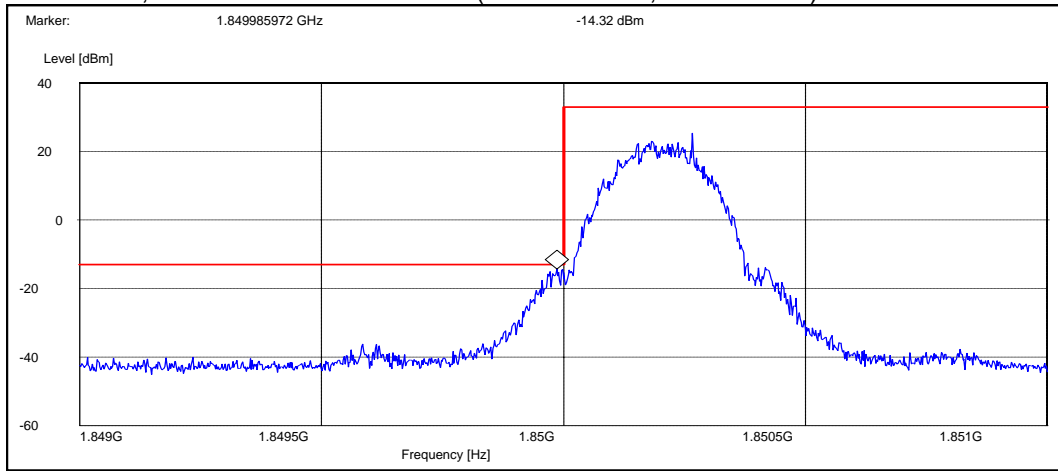
Limits for band edge compliance measurements

Operation band	Frequency range [MHz]	Limit [dBm]
GSM 850 / WCDMA 850	Below 824 and above 849	-13
GSM 1900 / WCDMA 1900	Below 1850 and above 1910	-13

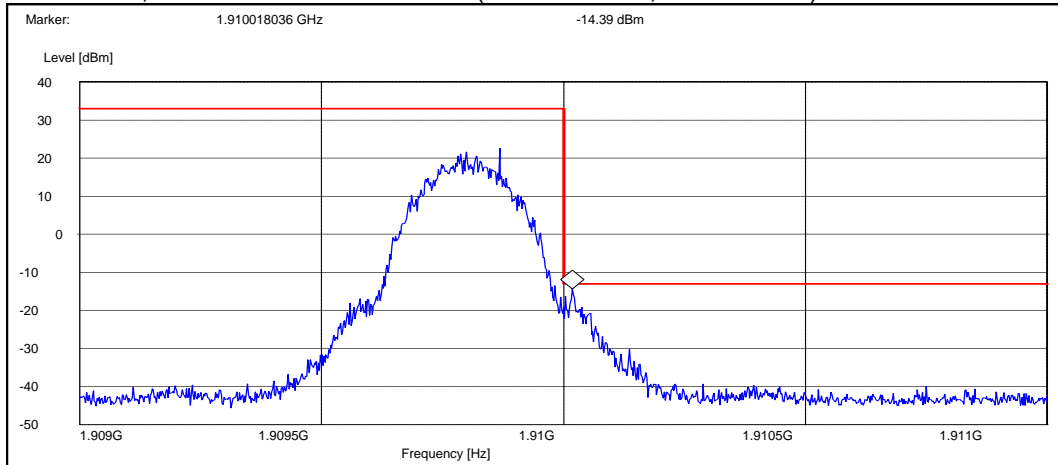
3.3. GSM 1900 Test results

Operation mode (TX on)	Channel / f_c [MHz]	Level [dBm]
GSM	512 / 1850.2	-14.32
GSM	810 / 1909.8	-14.39
EGPRS	512 / 1850.2	-19.40
EGPRS	810 / 1909.8	-21.82

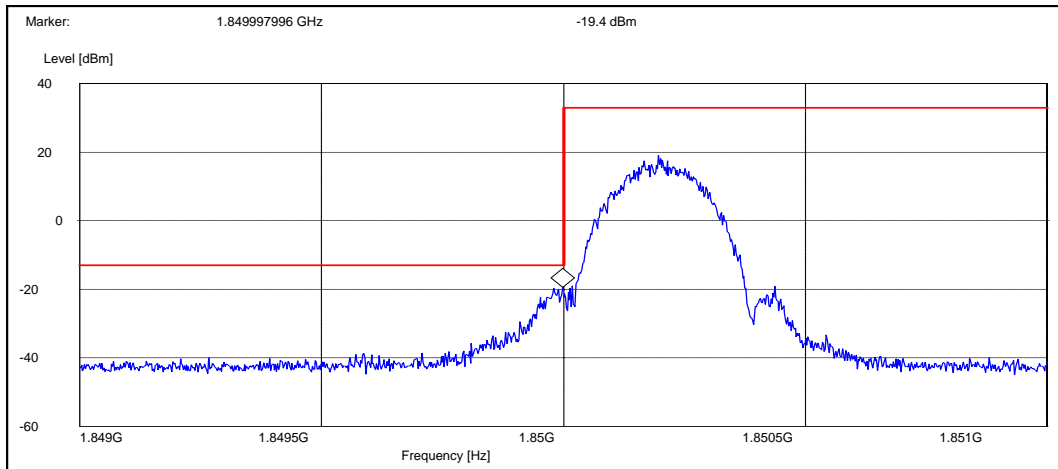
GSM mode, channel 512 / 1850.2 MHz (Peak detector, RBW: 3 kHz)



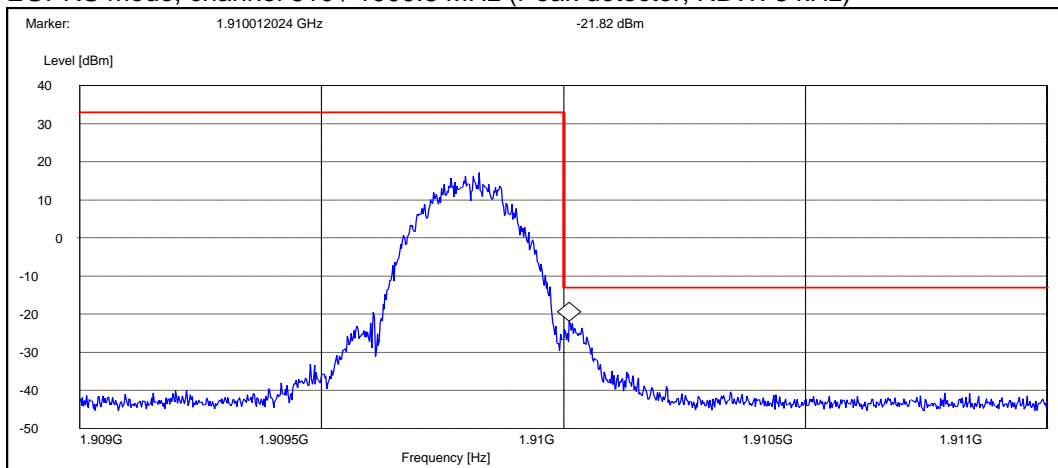
GSM mode, channel 810 / 1909.8 MHz (Peak detector, RBW: 3 kHz)



EGPRS mode, channel 512 / 1850.2 MHz (Peak detector, RBW: 3 kHz)



EGPRS mode, channel 810 / 1909.8 MHz (Peak detector, RBW: 3 kHz)



4. Test Equipment

4.1. Conducted measurements

Eq. No	Equipment	Type	Manufacturer	Used in
1742	EMI Test Receiver	ESMI	R&S	15C, 15B
1759	LISN 50 µH	ESH3-Z5	R&S	15C, 15B
1872	Thermo- Hygrograph	00.02520.150700	Lambrecht	15C, 15B
1916	Radio Communication tester	CMTA84	R&S	15C, 15B
2039	Power Supply	PL330QMD	THURLBY	15C, 15B
2060	LISN 50 µH	ESH3-Z5	R&S	15C, 15B
2068	CDN-Antenna line	S1	NMP	15C, 15B
2097	Pulse Limiter	ESH3-Z2	R&S	15C, 15B
2111	Multimeter	TX3	Tektronix	15C, 15B
2156	Digital Radio Communication Tester	CMU200	R&S	15C, 15B
2206	Signal generator	SMX	R&S	15C, 15B
2335	GPIB Switch 2 to 1	-	National Instruments	15C, 15B
2347	Digital Radio Communication Tester	CMU200	R&S	22/24, 15C, 15B
2352	Spectrum Analyzer	FSP	R&S	22/24, 15C
2359	Temperature Test system	VT4002	Vötsch Industrietechnik	22/24
2360	Serial Bus Converter	Serial 488A	IO Tech	22/24
2362	Power Supply	NGPX 70/5	R&S	22/24
-	RF Emission Software	ES-K1 v.1.60	R&S	15C, 15B

4.2. Radiated measurements

Eq. No	Equipment	Type	Manufacturer	Used in
1748	Log. per. Antenna	HL025	R&S	22/24, 15C
1749	Log. per. Antenna	HL025	R&S	22/24, 15C
1875	Thermo- Hygrograph	00.02520.150700	Lambrecht	22/24, 15C, 15B
1917	Radio Communication tester	CMTA84	R&S	22/24, 15C, 15B
1933	Precision half-wave dipole antennas	HZ-13	R&S	22/24, 15C
1938	Precision half-wave dipole antennas	HZ-12	R&S	22/24, 15C
2006	Radiation Reference Source	VSQ	MEB	22/24, 15C, 15B
2009	Signal generator	SMP 22	R&S	22/24, 15C, 15B
2019	Multimeter	34401A	HP	22/24, 15C, 15B
2027	Coupling and Decoupling Network	M2 (modified) DC1	MEB	22/24, 15C, 15B
2028	Coupling and Decoupling Network	M3 (modified) DC2	MEB	22/24, 15C, 15B
2029	Power Supply	PL330	THURLBY	22/24, 15C
2043	Band Reject Filter	WRCA824/849-0,2-6SS	Wainwright	22/24, 15C, 15B
2047	Band Reject Filter	WRCC1800/2000-0.2-10SS	Wainwright	22/24, 15C, 15B
2051	High Pass Filter	4HC1700-1-KK	R&S	22/24, 15C
2057	Log. per. Antenna	HL025	R&S	22/24, 15C
2109	Power Supply	PL330QMD	THURLBY	22/24, 15C, 15B

Eq. No	Equipment	Type	Manufacturer	Used in
2110	Multimeter	34401A	HP	22/24, 15C, 15B
2112	Multimeter	TX3	Tektronix	22/24, 15C, 15B
2116	Controller	EMCO MODEL 2090	ETS	22/24, 15C, 15B
2133	Power Meter	NRVS	R&S	22/24, 15C
2134	Power Sensor	NRV-Z32	R&S	22/24, 15C
2135	Coupling and Decoupling Network	CDN 801-M3	LÜTHI	22/24, 15C, 15B
2138	Ultra Broadband Antenna	HL562	R&S	22/24, 15C, 15B
2140	Biconical Antenna	EMCO93110B	EMCO	22/24, 15C
2142	Log.-per.-dipol Antenna	3146	EMCO	22/24, 15C
2144	Attenuator	6803.17B	Huber-Suhner	22/24, 15C, 15B
2150	High Pass Filter	F-15041	RLC ELECTRONICS	22/24, 15C
2176	Coupling and Decoupling Network	CDN 801-M3	LÜTHI	22/24, 15C, 15B
2180	Digital Radio Communication Tester	CMU200	R&S	22/24, 15C, 15B
2188	Preamplifier	AFS4-00100300-20-23P-6	MITEQ	22/24, 15C, 15B
2330	EMI Test receiver	ESIB26	R&S	22/24, 15C, 15B
2334	GPIB Switch 2 to 1	-	National Instruments	22/24, 15C, 15B
2348	Yaesu controller	G-1000DXC	YAESU	22/24, 15C, 15B
2349	Computer controller (Yaesu)	GS-232B	YAESU	22/24, 15C, 15B
2350	Preamplifier	AMF-6D-020180-29-20P	MITEQ	22/24, 15C
2361	Anechoic chamber	3 meter semi/full anechoic chamber	Euroshield	22/24, 15C, 15B
2398	Horn antenna	HF906	R&S	22/24, 15C
2363	Band Reject Filter	WRCG 832/838-825/845/5SS	Wainwright	22/24
2364	Band Reject Filter	WRCG1877/1883 - 1870/1890-40/6SS	Wainwright	22/24
2365	Relay Switch Unit	TS-RSP	R&S	22/24, 15C, 15B
2366	Relay Switch Unit	TS-RSP	R&S	22/24, 15C, 15B
-	RF Emission Software	ES-K1 v.1.71	R&S	22/24, 15C, 15B