




EUT test setups



Picture 1 Spurious radiated emission measurement



Picture 2 Radiated emission measurement



Picture 3 AC powerline conducted emission measurement (BlueTooth)



Picture 4 AC powerline conducted emission measurement (GSM 1900)