


QF7MINIHR





Antenna fans, both sides



Receiver balun bottom




Receiver balun top




Antenna construct – both sides

QF7MINIHR



Receiver PCB top



Receiver PCB top with shield



Receiver PCB bottom



Transmitter, bottom side



Transmitter, top side




Transmitter with shield attached

QF7MINIHR



Radar Board



Computer board


QF7MINIHR




Top mold, top side



Top mold, bottom side,
showing back of display



Main board, top side



Main board, bottom side

QF7MINIHR




Bottom mold, top side, showing
axels, three laser modules and
gear belt




Bottom mold, top side, showing
main board installed

QF7MINIHR



Bottom, showing transmitter and receiver modules installed

QF7MINIHR



Final Assembly – top and bottom