

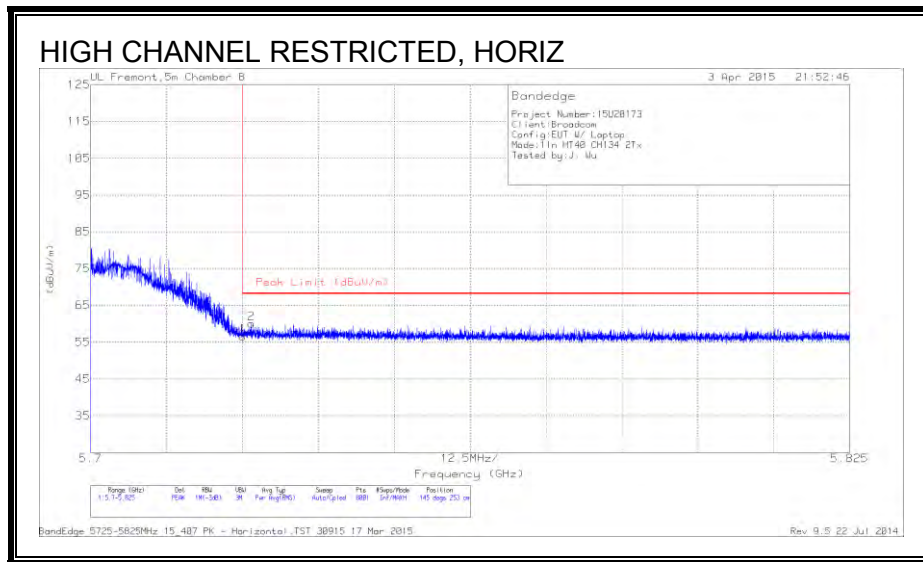
Trace Markers

| Marker | Frequency (GHz) | Meter Reading (dBuV) | Det | AF T345 (dB/m) | Amp/Cb/r/Pad (dB) | DC Corr (dB) | Corrected Reading (dBuV/m) | Average Limit (dBuV/m) | Margin (dB) | Peak Limit (dBuV/m) | PK Margin (dB) | Azimuth (Degs) | Height (cm) | Polarity |
|--------|-----------------|----------------------|-----|----------------|-------------------|--------------|----------------------------|------------------------|-------------|---------------------|----------------|----------------|-------------|----------|
| 1 | * 5.46 | 39.42 | PK | 34.5 | -18.2 | 0 | 55.72 | - | - | 74 | -18.28 | 250 | 137 | V |
| 2 | * 5.459 | 42.28 | PK | 34.5 | -18.1 | 0 | 58.68 | - | - | 74 | -15.32 | 250 | 137 | V |
| 5 | * 5.46 | 30.01 | RMS | 34.5 | -18.2 | .09 | 46.4 | 54 | -7.6 | - | - | 250 | 137 | V |
| 6 | * 5.46 | 30.43 | RMS | 34.5 | -18.2 | .09 | 46.82 | 54 | -7.18 | - | - | 250 | 137 | V |
| 3 | 5.47 | 44.42 | PK | 34.5 | -18.1 | 0 | 60.82 | - | - | 68.2 | -7.38 | 250 | 137 | V |
| 4 | 5.47 | 48.69 | PK | 34.5 | -18.1 | 0 | 65.09 | - | - | 68.2 | -3.11 | 250 | 137 | V |

* - indicates frequency in CFR15.205/IC8.10 Restricted Band

PK - Peak detector
 RMS - RMS detection

RESTRICTED BANDEDGE (HIGH CHANNEL)

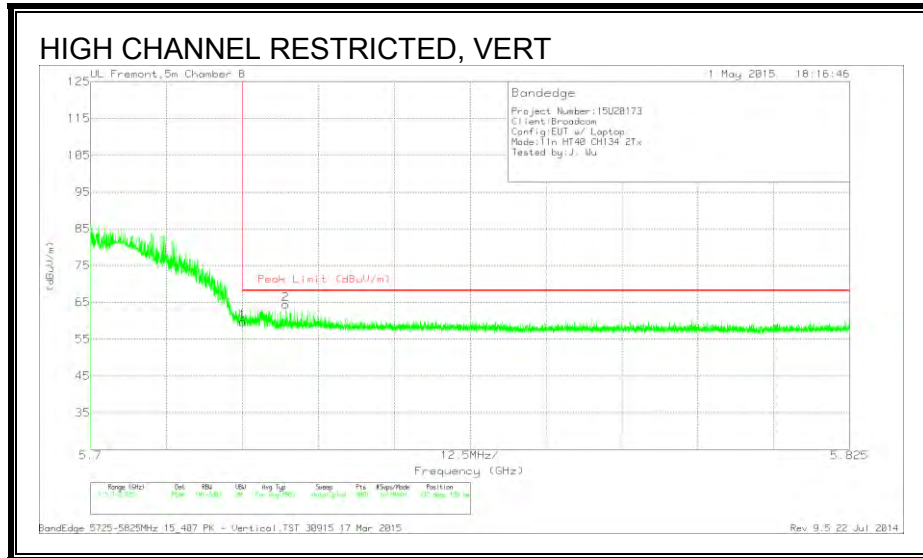


Trace Markers

| Marker | Frequency (GHz) | Meter Reading (dBuV) | Det | AF T345 (dB/m) | Amp/Cbl/FI tr/Pad (dB) | Corrected Reading (dBuV/m) | Peak Limit (dBuV/m) | PK Margin (dB) | Azimuth (Degs) | Height (cm) | Polarity |
|--------|-----------------|----------------------|-----|----------------|------------------------|----------------------------|---------------------|----------------|----------------|-------------|----------|
| 1 | 5.725 | 39.39 | PK | 35 | -17.8 | 56.59 | 68.2 | -11.61 | 145 | 253 | H |
| 2 | 5.726 | 42.87 | PK | 35 | -17.8 | 60.07 | 68.2 | -8.13 | 145 | 253 | H |

* - indicates frequency in CFR15.205/IC8.10 Restricted Band

PK - Peak detector
 RMS - RMS detection



Trace Markers

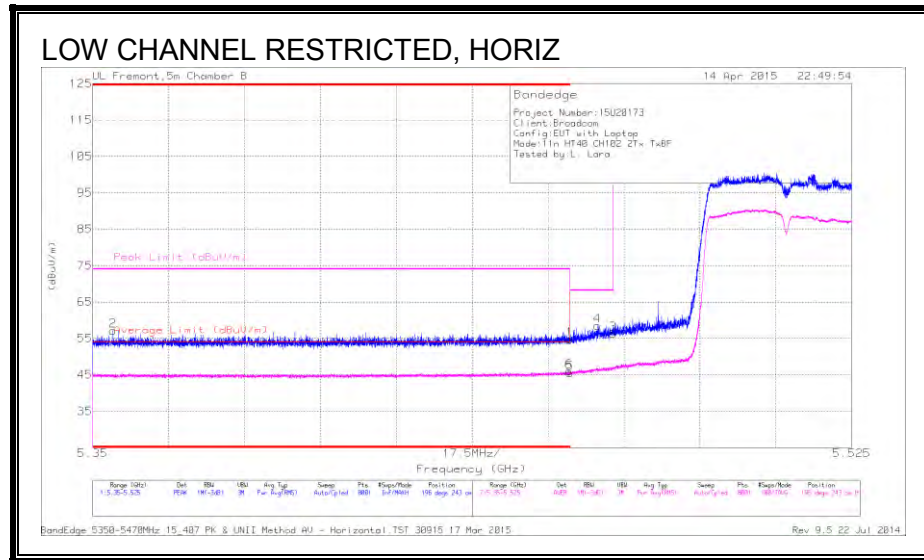
| Marker | Frequency (GHz) | Meter Reading (dBuV) | Det | AF T345 (dB/m) | Amp/Cbl/Fit r/Pad (dB) | Corrected Reading (dBuV/m) | Peak Limit (dBuV/m) | PK Margin (dB) | Azimuth (Degs) | Height (cm) | Polarity |
|--------|-----------------|----------------------|-----|----------------|------------------------|----------------------------|---------------------|----------------|----------------|-------------|----------|
| 1 | 5.725 | 42.44 | PK | 35 | -17.8 | 59.64 | 68.2 | -8.56 | 132 | 139 | V |
| 2 | 5.732 | 47.41 | PK | 35 | -17.9 | 64.51 | 68.2 | -3.69 | 132 | 139 | V |

* - indicates frequency in CFR15.205/IC8.10 Restricted Band

PK - Peak detector
 RMS - RMS detection

9.41. TX ABOVE 1 GHz 802.11n HT40 TxBF 2TX MODE IN THE 5.6 GHz BAND

RESTRICTED BANDEDGE (LOW CHANNEL)

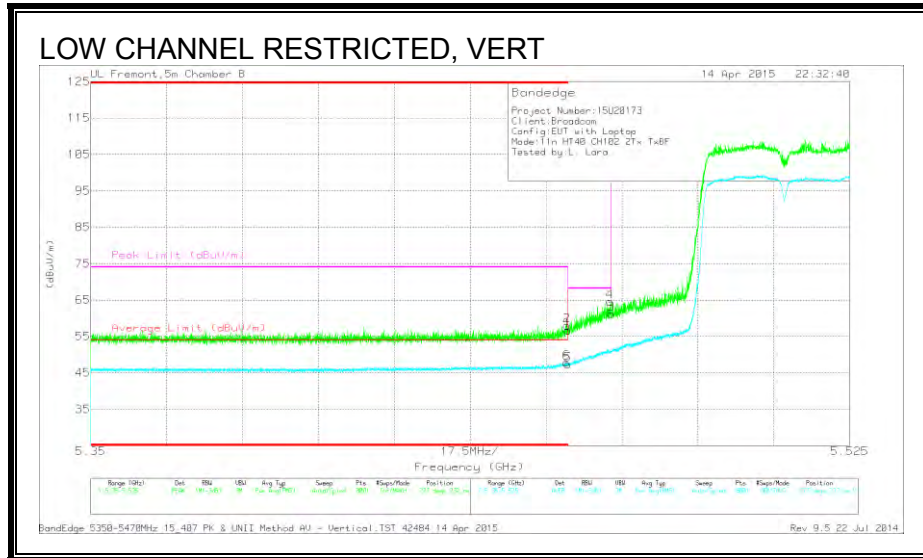


Trace Markers

| Marker | Frequency (GHz) | Meter Reading (dBuV) | Det | AF T345 (dB/m) | Amp/Cbl/ Ftr/Pad (dB) | Corrected Reading (dBuV/m) | Average Limit (dBuV/m) | Margin (dB) | Peak Limit (dBuV/m) | PK Margin (dB) | Azimuth (Degs) | Height (cm) | Polarity |
|--------|-----------------|----------------------|-----|----------------|-----------------------|----------------------------|------------------------|-------------|---------------------|----------------|----------------|-------------|----------|
| 2 | * 5.355 | 40.52 | PK | 34.4 | -17.8 | 57.12 | - | - | 74 | -16.88 | 196 | 243 | H |
| 1 | * 5.46 | 38.49 | PK | 34.5 | -18.2 | 54.79 | - | - | 74 | -19.21 | 196 | 243 | H |
| 5 | * 5.46 | 29.21 | RMS | 34.5 | -18.2 | 45.51 | 54 | -8.49 | - | - | 196 | 243 | H |
| 6 | * 5.46 | 29.5 | RMS | 34.5 | -18.1 | 45.9 | 54 | -8.1 | - | - | 196 | 243 | H |
| 4 | 5.466 | 42.13 | PK | 34.5 | -18.1 | 58.53 | - | - | 68.2 | -9.67 | 196 | 243 | H |
| 3 | 5.47 | 39.81 | PK | 34.5 | -18.1 | 56.21 | - | - | 68.2 | -11.99 | 196 | 243 | H |

* - indicates frequency in CFR15.205/IC8.10 Restricted Band

PK - Peak detector
 RMS - RMS detection



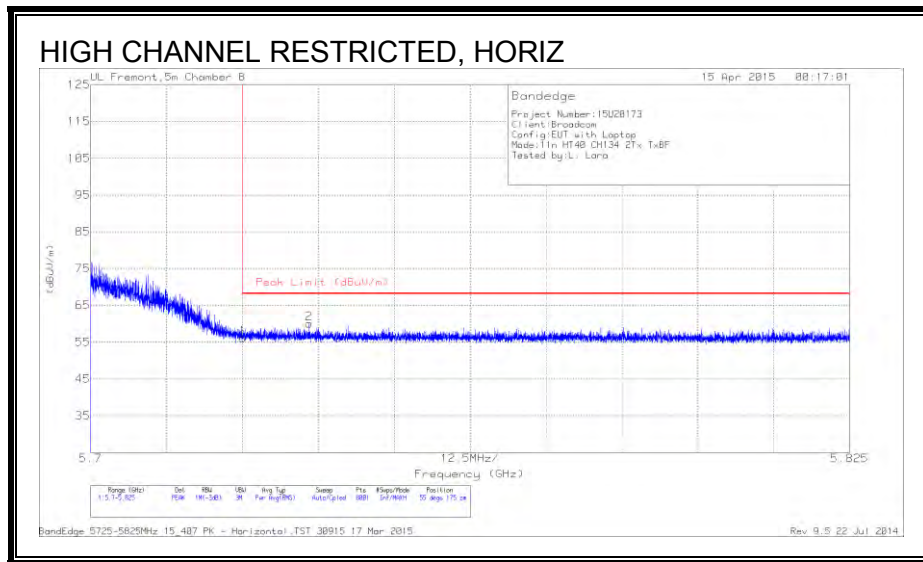
Trace Markers

| Marker | Frequency (GHz) | Meter Reading (dBuV) | Det | AF T345 (dB/m) | Amp/Cb/Fitter/Pad (dB) | DC Corr (dB) | Corrected Reading (dBuV/m) | Average Limit (dBuV/m) | Margin (dB) | Peak Limit (dBuV/m) | PK Margin (dB) | Azimuth (Degs) | Height (cm) | Polarity |
|--------|-----------------|----------------------|-----|----------------|------------------------|--------------|----------------------------|------------------------|-------------|---------------------|----------------|----------------|-------------|----------|
| 1 | * 5.46 | 40.36 | PK | 34.5 | -18.2 | 0 | 56.66 | - | - | 74 | -17.34 | 277 | 232 | V |
| 2 | * 5.46 | 41.64 | PK | 34.5 | -18.1 | 0 | 58.04 | - | - | 74 | -15.96 | 277 | 232 | V |
| 5 | * 5.46 | 30.3 | RMS | 34.5 | -18.2 | .66 | 47.26 | 54 | -6.74 | - | - | 277 | 232 | V |
| 6 | * 5.46 | 30.73 | RMS | 34.5 | -18.1 | .66 | 47.79 | 54 | -6.21 | - | - | 277 | 232 | V |
| 3 | 5.47 | 44.84 | PK | 34.5 | -18.1 | 0 | 61.24 | - | - | 68.2 | -6.96 | 277 | 232 | V |
| 4 | 5.47 | 48.18 | PK | 34.5 | -18.1 | 0 | 64.58 | - | - | 68.2 | -3.62 | 277 | 232 | V |

* - indicates frequency in CFR15.205/IC8.10 Restricted Band

PK - Peak detector
 RMS - RMS detection

RESTRICTED BANDEDGE (HIGH CHANNEL)

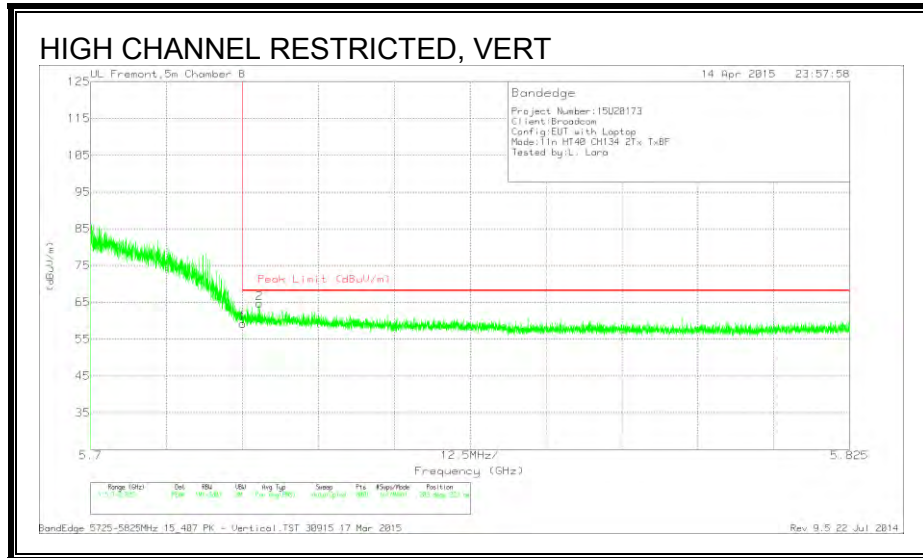


Trace Markers

| Marker | Frequency (GHz) | Meter Reading (dBuV) | Det | AF T345 (dB/m) | Amp/Cbl/Fit r/Pad (dB) | Corrected Reading (dBuV/m) | Peak Limit (dBuV/m) | PK Margin (dB) | Azimuth (Degs) | Height (cm) | Polarity |
|--------|-----------------|----------------------|-----|----------------|------------------------|----------------------------|---------------------|----------------|----------------|-------------|----------|
| 1 | 5.725 | 38.92 | PK | 35 | -17.8 | 56.12 | 68.2 | -12.08 | 55 | 175 | H |
| 2 | 5.736 | 42.82 | PK | 35 | -17.8 | 60.02 | 68.2 | -8.18 | 55 | 175 | H |

* - indicates frequency in CFR15.205/IC8.10 Restricted Band

PK - Peak detector
 RMS - RMS detection



Trace Markers

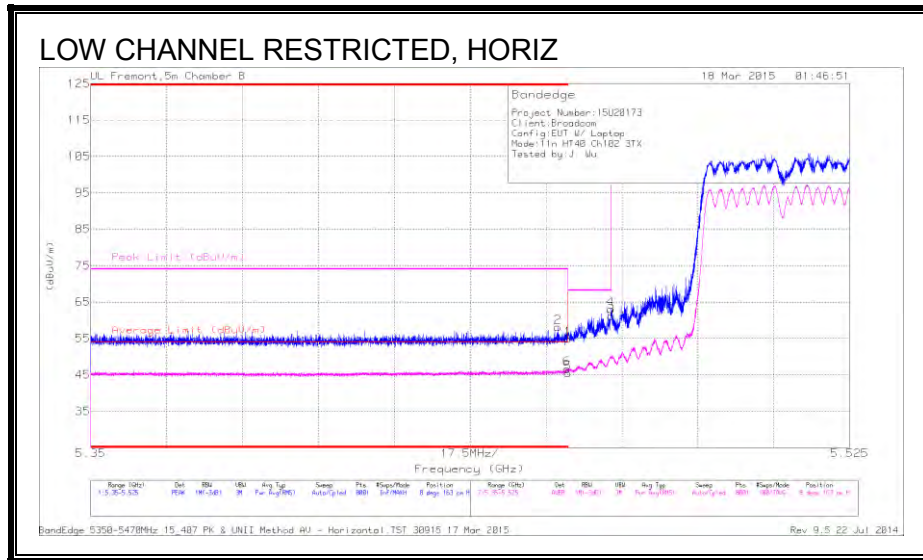
| Marker | Frequency (GHz) | Meter Reading (dBuV) | Det | AF T345 (dB/m) | Amp/Cbl/Flt r/Pad (dB) | Corrected Reading (dBuV/m) | Peak Limit (dBuV/m) | PK Margin (dB) | Azimuth (Degs) | Height (cm) | Polarity |
|--------|-----------------|----------------------|-----|----------------|------------------------|----------------------------|---------------------|----------------|----------------|-------------|----------|
| 1 | 5.725 | 42.02 | PK | 35 | -17.8 | 59.22 | 68.2 | -8.98 | 283 | 223 | V |
| 2 | 5.728 | 47.58 | PK | 35 | -17.8 | 64.78 | 68.2 | -3.42 | 283 | 223 | V |

* - indicates frequency in CFR15.205/IC8.10 Restricted Band

PK - Peak detector
 RMS - RMS detection

9.42. TX ABOVE 1 GHz 802.11n HT40 CDD 3TX MODE IN THE 5.6 GHz BAND

RESTRICTED BANDEDGE (LOW CHANNEL)

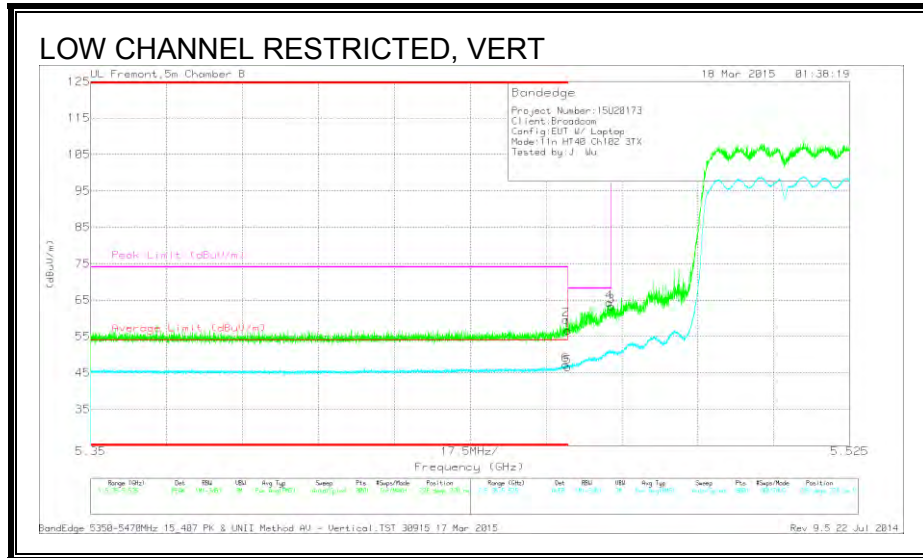


Trace Markers

| Marker | Frequency (GHz) | Meter Reading (dBuV) | Det | AF T345 (dB/m) | Amp/Cb/Fit r/Pad (dB) | DC Corr (dB) | Corrected Reading (dBuV/m) | Average Limit (dBuV/m) | Margin (dB) | Peak Limit (dBuV/m) | PK Margin (dB) | Azimuth (Degs) | Height (cm) | Polarity |
|--------|-----------------|----------------------|-----|----------------|-----------------------|--------------|----------------------------|------------------------|-------------|---------------------|----------------|----------------|-------------|----------|
| 1 | * 5.46 | 38.56 | PK | 34.5 | -18.2 | 0 | 54.86 | - | - | 74 | -19.14 | 8 | 163 | H |
| 2 | * 5.458 | 41.74 | PK | 34.5 | -18.1 | 0 | 58.14 | - | - | 74 | -15.86 | 8 | 163 | H |
| 5 | * 5.46 | 29.18 | RMS | 34.5 | -18.2 | .09 | 45.57 | 54 | -8.43 | - | - | 8 | 163 | H |
| 6 | * 5.46 | 30.23 | RMS | 34.5 | -18.1 | .09 | 46.72 | 54 | -7.28 | - | - | 8 | 163 | H |
| 3 | 5.47 | 44.74 | PK | 34.5 | -18.1 | 0 | 61.14 | - | - | 68.2 | -7.06 | 8 | 163 | H |
| 4 | 5.47 | 46.7 | PK | 34.5 | -18.1 | 0 | 63.1 | - | - | 68.2 | -5.1 | 8 | 163 | H |

* - indicates frequency in CFR15.205/IC8.10 Restricted Band

PK - Peak detector
 RMS - RMS detection



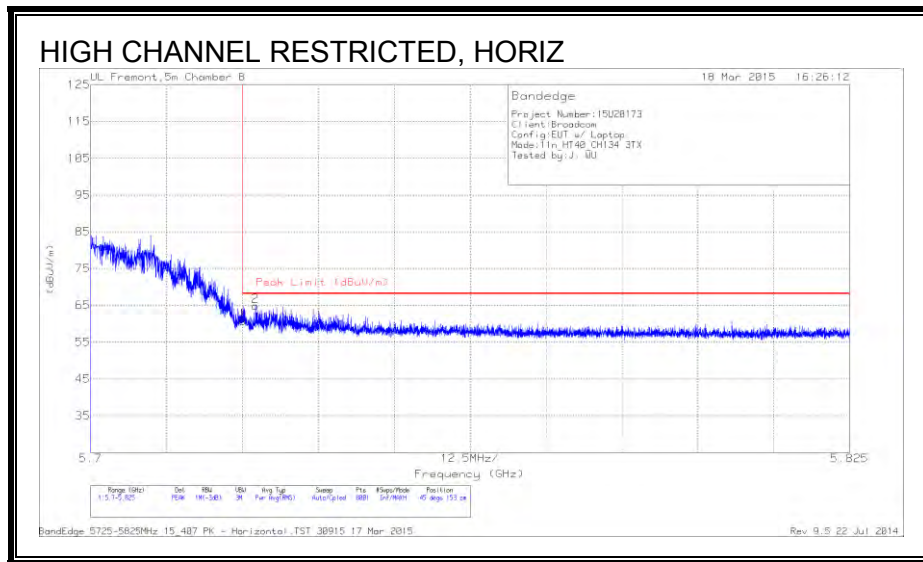
Trace Markers

| Marker | Frequency (GHz) | Meter Reading (dBuV) | Det | AF T345 (dB/m) | Amp/Cb/Filter/Pad (dB) | DC Corr (dB) | Corrected Reading (dBuV/m) | Average Limit (dBuV/m) | Margin (dB) | Peak Limit (dBuV/m) | PK Margin (dB) | Azimuth (Degs) | Height (cm) | Polarity |
|--------|-----------------|----------------------|-----|----------------|------------------------|--------------|----------------------------|------------------------|-------------|---------------------|----------------|----------------|-------------|----------|
| 1 | * 5.46 | 40.37 | PK | 34.5 | -18.2 | 0 | 56.67 | - | - | 74 | -17.33 | 226 | 228 | V |
| 2 | * 5.46 | 43.16 | PK | 34.5 | -18.1 | 0 | 59.56 | - | - | 74 | -14.44 | 226 | 228 | V |
| 5 | * 5.46 | 30.12 | RMS | 34.5 | -18.2 | .09 | 46.51 | 54 | -7.49 | - | - | 226 | 228 | V |
| 6 | * 5.46 | 30.71 | RMS | 34.5 | -18.1 | .09 | 47.2 | 54 | -6.8 | - | - | 226 | 228 | V |
| 3 | 5.47 | 46.96 | PK | 34.5 | -18.1 | 0 | 63.36 | - | - | 68.2 | -4.84 | 226 | 228 | V |
| 4 | 5.47 | 48.21 | PK | 34.5 | -18.1 | 0 | 64.61 | - | - | 68.2 | -3.89 | 226 | 228 | V |

* - indicates frequency in CFR15.205/IC8.10 Restricted Band

PK - Peak detector
 RMS - RMS detection

RESTRICTED BANDEDGE (HIGH CHANNEL)

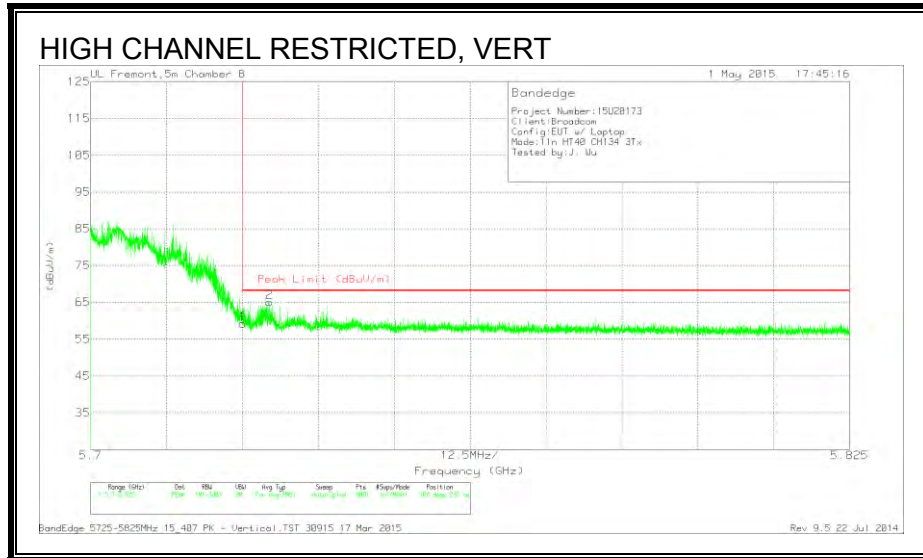


Trace Markers

| Marker | Frequency (GHz) | Meter Reading (dBuV) | Det | AF T345 (dB/m) | Amp/Cbl/Fit r/Pad (dB) | Corrected Reading (dBuV/m) | Peak Limit (dBuV/m) | PK Margin (dB) | Azimuth (Degs) | Height (cm) | Polarity |
|--------|-----------------|----------------------|-----|----------------|------------------------|----------------------------|---------------------|----------------|----------------|-------------|----------|
| 1 | 5.725 | 43.62 | PK | 35 | -17.8 | 60.82 | 68.2 | -7.38 | 45 | 153 | H |
| 2 | 5.727 | 47.66 | PK | 35 | -17.8 | 64.86 | 68.2 | -3.34 | 45 | 153 | H |

* - indicates frequency in CFR15.205/IC8.10 Restricted Band

PK - Peak detector
 RMS - RMS detection



Trace Markers

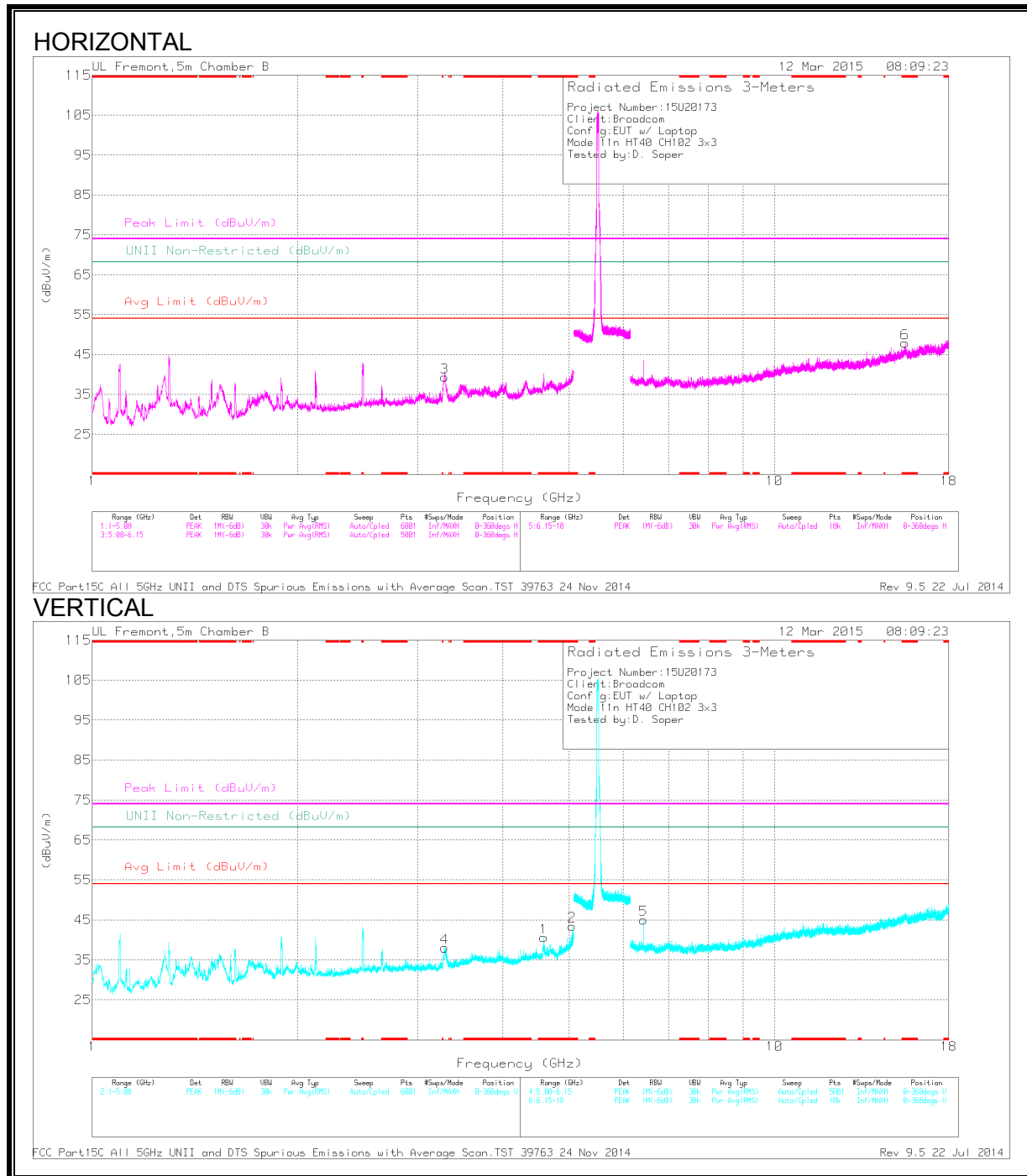
| Marker | Frequency (GHz) | Meter Reading (dBuV) | Det | AF T345 (dB/m) | Amp/Cbl/Fit r/Pad (dB) | Corrected Reading (dBuV/m) | Peak Limit (dBuV/m) | PK Margin (dB) | Azimuth (Degs) | Height (cm) | Polarity |
|--------|-----------------|----------------------|-----|----------------|------------------------|----------------------------|---------------------|----------------|----------------|-------------|----------|
| 1 | 5.725 | 41.99 | PK | 35 | -17.8 | 59.19 | 68.2 | -9.01 | 108 | 237 | V |
| 2 | 5.729 | 47.95 | PK | 35 | -17.8 | 65.15 | 68.2 | -3.05 | 108 | 237 | V |

* - indicates frequency in CFR15.205/IC8.10 Restricted Band

PK - Peak detector
 RMS - RMS detection

HARMONICS AND SPURIOUS EMISSIONS

LOW CHANNEL



Trace Markers

| Marker | Frequency (GHz) | Meter Reading (dBuV) | Det | AF T345 (dB/m) | Amp/Cbl/Ftr/Pad (dB) | DC Corr (dB) | Corrected Reading (dBuV/m) | Avg Limit (dBuV/m) | Margin (dB) | Peak Limit (dBuV/m) | PK Margin (dB) | UNII Non-Restricted (dBuV/m) | PK Margin (dB) | Azimuth (Degs) | Height (cm) | Polarity |
|--------|-----------------|----------------------|-----|----------------|----------------------|--------------|----------------------------|--------------------|-------------|---------------------|----------------|------------------------------|----------------|----------------|-------------|----------|
| 1 | * 4.592 | 44.28 | PK1 | 34 | -29.9 | 0 | 48.38 | - | - | 74 | -25.62 | - | - | 229 | 102 | V |
| | * 4.592 | 35.88 | AD1 | 34 | -29.9 | .09 | 40.08 | 54 | -13.92 | - | - | - | - | 229 | 102 | V |
| 2 | * 5.051 | 46.24 | PK1 | 34 | -28.2 | 0 | 52.04 | - | - | 74 | -21.96 | - | - | 223 | 178 | V |
| | * 5.051 | 38.05 | AD1 | 34 | -28.2 | .09 | 43.95 | 54 | -10.05 | - | - | - | - | 223 | 178 | V |
| 6 | * 15.532 | 33.43 | PK1 | 40.9 | -20.1 | 0 | 54.23 | - | - | 74 | -19.77 | - | - | 223 | 199 | H |
| | * 15.534 | 22.85 | AD1 | 40.9 | -20.1 | .09 | 43.75 | 54 | -10.25 | - | - | - | - | 223 | 199 | H |
| 3 | 3.284 | 47.72 | PK1 | 32.7 | -31.5 | 0 | 48.92 | - | - | - | - | 68.2 | -19.28 | 229 | 122 | H |
| 4 | 3.287 | 41.52 | PK1 | 32.7 | -31.5 | 0 | 42.72 | - | - | - | - | 68.2 | -25.48 | 223 | 199 | V |
| 5 | 6.428 | 41.67 | PK1 | 35.7 | -29 | 0 | 48.37 | - | - | - | - | 68.2 | -19.83 | 223 | 199 | V |

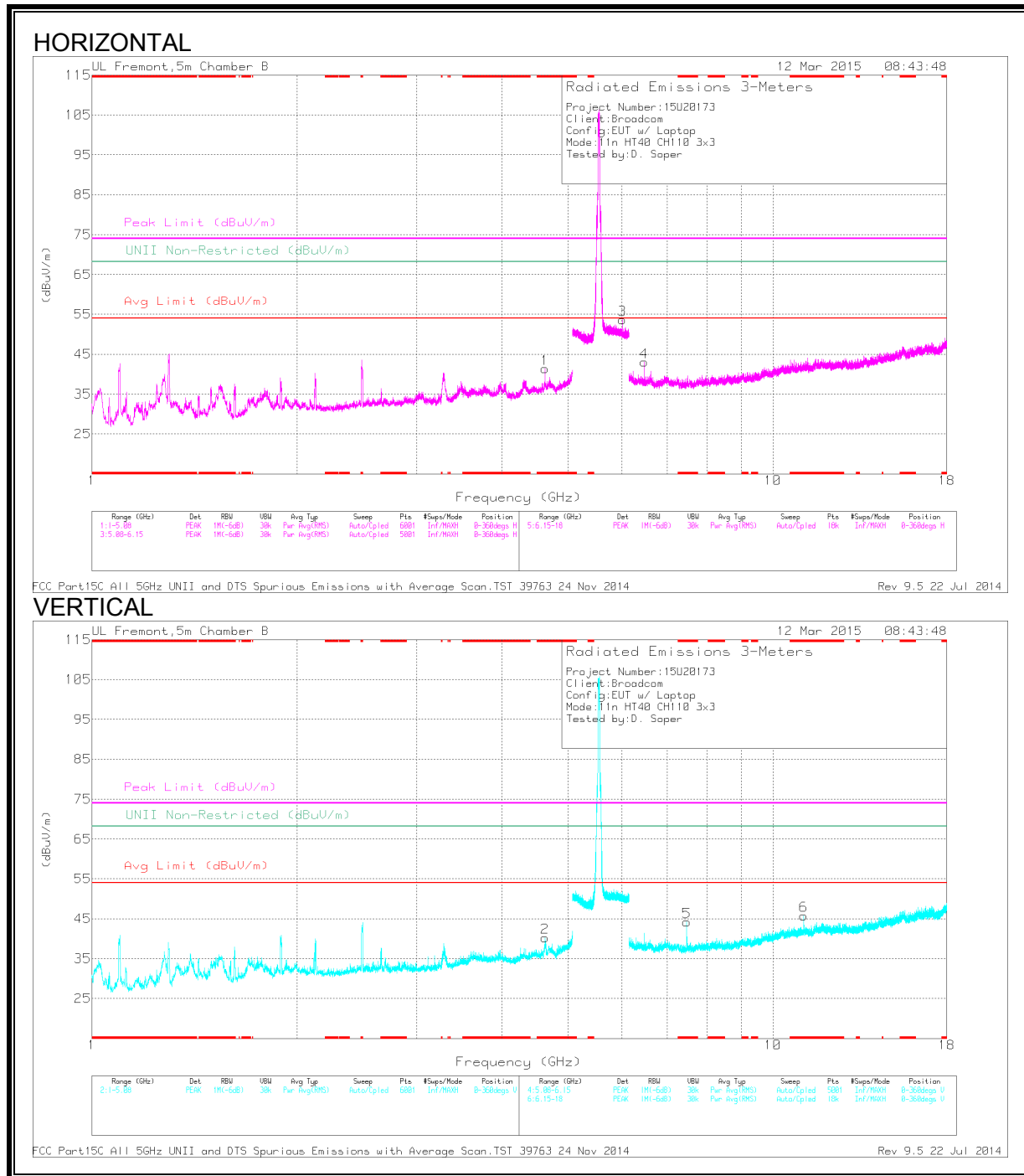
* - indicates frequency in CFR15.205/IC8.10 Restricted Band

PK - Peak detector

PK1 - KDB789033 Method: Peak

AD1 - KDB789033 Method: AD Primary Power Average

MID CHANNEL



Trace Markers

| Marker | Frequency (GHz) | Meter Reading (dBuV) | Det | AF T345 (dBm) | Amp/Cb/ Filt/Pad (dB) | DC Corr (dB) | Corrected Reading (dBuV/m) | Avg Limit (dBuV/m) | Margin (dB) | Peak Limit (dBuV/m) | PK Margin (dB) | UNII Non-Restricted (dBuV/m) | PK Margin (dB) | Azimuth (Degs) | Height (cm) | Polarity |
|--------|-----------------|----------------------|-----|---------------|-----------------------|--------------|----------------------------|--------------------|-------------|---------------------|----------------|------------------------------|----------------|----------------|-------------|----------|
| 1 | * 4.625 | 43.22 | PK1 | 34.1 | -29.1 | 0 | 48.22 | - | - | 74 | -25.78 | - | - | 344 | 198 | H |
| | * 4.625 | 34.92 | AD1 | 34.1 | -29.1 | .09 | 40.02 | 54 | -13.98 | - | - | - | - | 344 | 198 | H |
| 2 | * 4.625 | 43.15 | PK1 | 34.1 | -29.1 | 0 | 48.15 | - | - | 74 | -25.85 | - | - | 223 | 254 | V |
| | * 4.625 | 34.66 | AD1 | 34.1 | -29.1 | .09 | 39.76 | 54 | -14.24 | - | - | - | - | 223 | 254 | V |
| 5 | * 7.472 | 37.62 | PK1 | 35.3 | -26.7 | 0 | 46.22 | - | - | 74 | -27.78 | - | - | 29 | 102 | V |
| | * 7.475 | 26.89 | AD1 | 35.3 | -26.7 | .09 | 35.59 | 54 | -18.41 | - | - | - | - | 29 | 102 | V |
| 6 | * 11.097 | 35.91 | PK1 | 37.8 | -23 | 0 | 50.71 | - | - | 74 | -23.29 | - | - | 29 | 102 | V |
| | * 11.097 | 25.09 | AD1 | 37.8 | -23 | .09 | 39.99 | 54 | -14.01 | - | - | - | - | 29 | 102 | V |
| 3 | 6.013 | 42.58 | PK1 | 35.6 | -17.8 | 0 | 60.38 | - | - | - | - | 68.2 | -7.82 | 29 | 200 | H |
| 4 | 6.475 | 42.17 | PK1 | 35.8 | -29.2 | 0 | 48.77 | - | - | - | - | 68.2 | -19.43 | 29 | 102 | H |

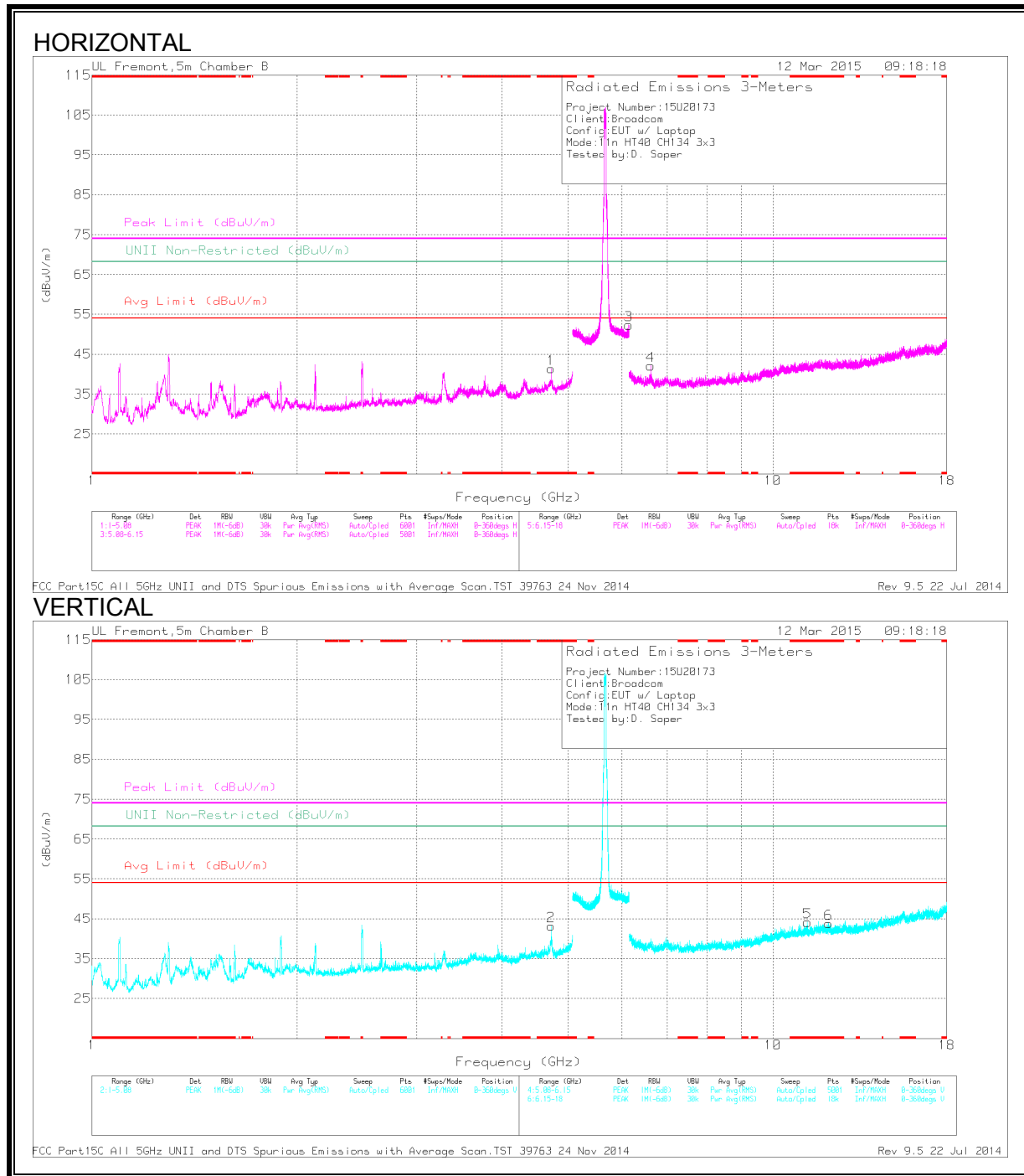
* - indicates frequency in CFR15.205/IC8.10 Restricted Band

PK - Peak detector

PK1 - KDB789033 Method: Peak

AD1 - KDB789033 Method: AD Primary Power Average

HIGH CHANNEL



Trace Markers

| Marker | Frequency (GHz) | Meter Reading (dBuV) | Det | AF T345 (dB/m) | Amp/Cb/ Filt/Pad (dB) | DC Corr (dB) | Corrected Reading (dBuV/m) | Avg Limit (dBuV/m) | Margin (dB) | Peak Limit (dBuV/m) | PK Margin (dB) | UNII Non-Restricted (dBuV/m) | PK Margin (dB) | Azimuth (Degs) | Height (cm) | Polarity |
|--------|-----------------|----------------------|-----|----------------|-----------------------|--------------|----------------------------|--------------------|-------------|---------------------|----------------|------------------------------|----------------|----------------|-------------|----------|
| 1 | * 4.725 | 45.8 | PK1 | 34.3 | -29.7 | 0 | 50.4 | - | - | 74 | -23.6 | - | - | 28 | 166 | H |
| | * 4.725 | 36.4 | AD1 | 34.3 | -29.7 | .09 | 41.1 | 54 | -12.9 | - | - | - | - | 28 | 166 | H |
| 2 | * 4.725 | 46.56 | PK1 | 34.3 | -29.7 | 0 | 51.16 | - | - | 74 | -22.84 | - | - | 230 | 103 | V |
| | * 4.725 | 38.3 | AD1 | 34.3 | -29.7 | .09 | 43 | 54 | -11 | - | - | - | - | 230 | 103 | V |
| 5 | * 11.239 | 34.23 | PK1 | 37.9 | -21.9 | 0 | 50.23 | - | - | 74 | -23.77 | - | - | 35 | 198 | V |
| | * 12.069 | 34.4 | PK1 | 38.6 | -22.2 | 0 | 50.8 | - | - | 74 | -23.2 | - | - | 35 | 198 | V |
| 6 | * 12.07 | 23.65 | AD1 | 38.6 | -22.2 | .09 | 40.15 | 54 | -13.85 | - | - | - | - | 35 | 198 | V |
| | 6.142 | 41.53 | PK1 | 35.5 | -17.2 | 0 | 59.83 | - | - | - | - | 68.2 | -8.37 | 35 | 169 | H |
| 3 | 6.615 | 40.83 | PK1 | 36 | -28 | 0 | 48.83 | - | - | - | - | 68.2 | -19.37 | 35 | 102 | H |
| 4 | 6.615 | 34.11 | PK | 36 | -28 | 0 | 42.11 | - | - | - | - | 68.2 | -26.09 | 0-360 | 101 | H |

* - indicates frequency in CFR15.205/IC8.10 Restricted Band

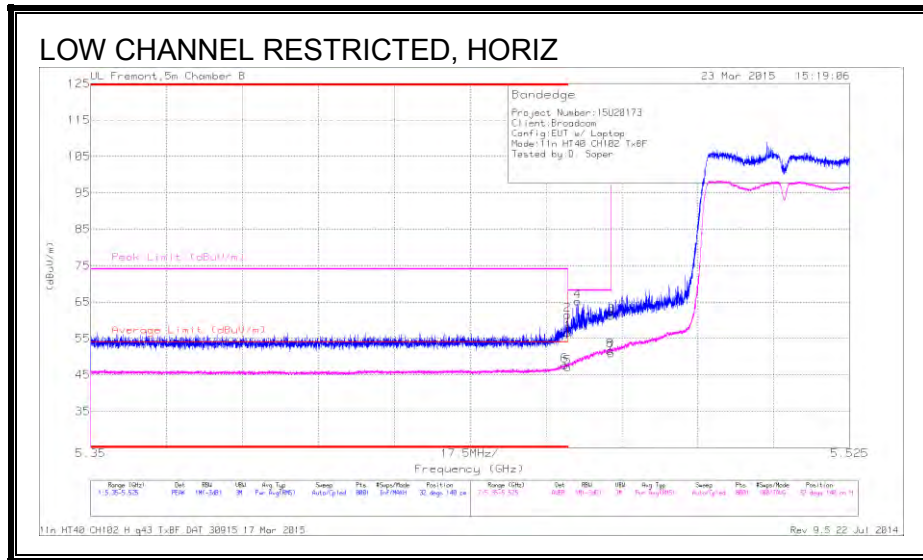
PK - Peak detector

PK1 - KDB789033 Method: Peak

AD1 - KDB789033 Method: AD Primary Power Average

9.43. TX ABOVE 1 GHz 802.11n HT40 TxBF 3TX MODE IN THE 5.6 GHz BAND

RESTRICTED BANDEDGE (LOW CHANNEL)

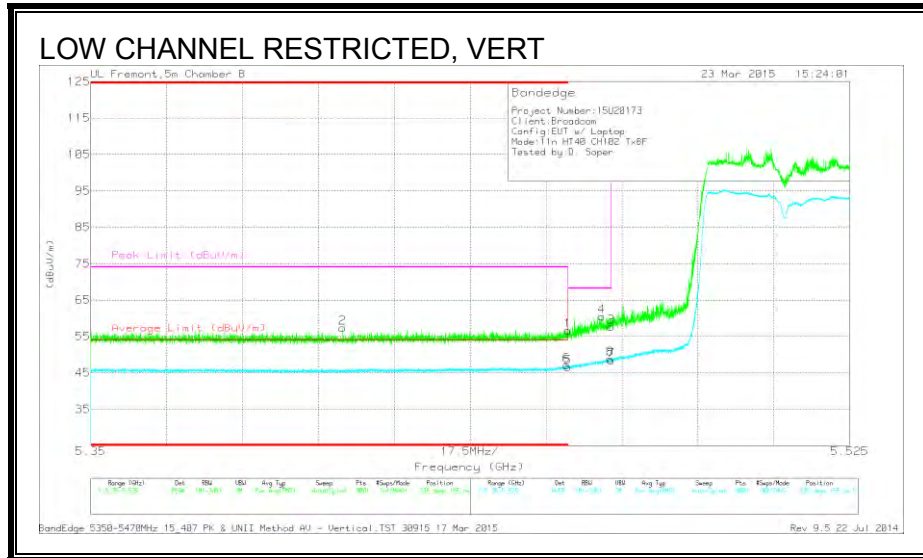


Trace Markers

| Marker | Frequency (GHz) | Meter Reading (dBuV) | Det | AF T345 (dB/m) | Amp/Cb/Fitr/Pad (dB) | DC Corr (dB) | Corrected Reading (dBuV/m) | Average Limit (dBuV/m) | Margin (dB) | Peak Limit (dBuV/m) | PK Margin (dB) | Azimuth (Degs) | Height (cm) | Polarity |
|--------|-----------------|----------------------|-----|----------------|----------------------|--------------|----------------------------|------------------------|-------------|---------------------|----------------|----------------|-------------|----------|
| 6 | * 5.459 | 31.14 | RMS | 34.5 | -18.1 | .66 | 48.2 | 54 | -5.8 | - | - | 32 | 140 | H |
| 1 | * 5.46 | 40.2 | PK | 34.5 | -18.2 | 0 | 56.5 | - | - | 74 | -17.5 | 32 | 140 | H |
| 2 | * 5.46 | 45.2 | PK | 34.5 | -18.2 | 0 | 61.5 | - | - | 74 | -12.5 | 32 | 140 | H |
| 5 | * 5.46 | 30.72 | RMS | 34.5 | -18.2 | .66 | 47.68 | 54 | -6.32 | - | - | 32 | 140 | H |
| 4 | 5.462 | 48.79 | PK | 34.5 | -18.1 | 0 | 65.19 | - | - | 68.2 | -3.01 | 32 | 140 | H |
| 3 | 5.47 | 44.79 | PK | 34.5 | -18.1 | 0 | 61.19 | - | - | 68.2 | -7.01 | 32 | 140 | H |
| 7 | 5.47 | 34.55 | RMS | 34.5 | -18.1 | .66 | 51.61 | - | - | - | - | 32 | 140 | H |
| 8 | 5.47 | 35.23 | RMS | 34.5 | -18.1 | .66 | 52.29 | - | - | - | - | 32 | 140 | H |

* - indicates frequency in CFR15.205/IC8.10 Restricted Band

PK - Peak detector
 RMS - RMS detection



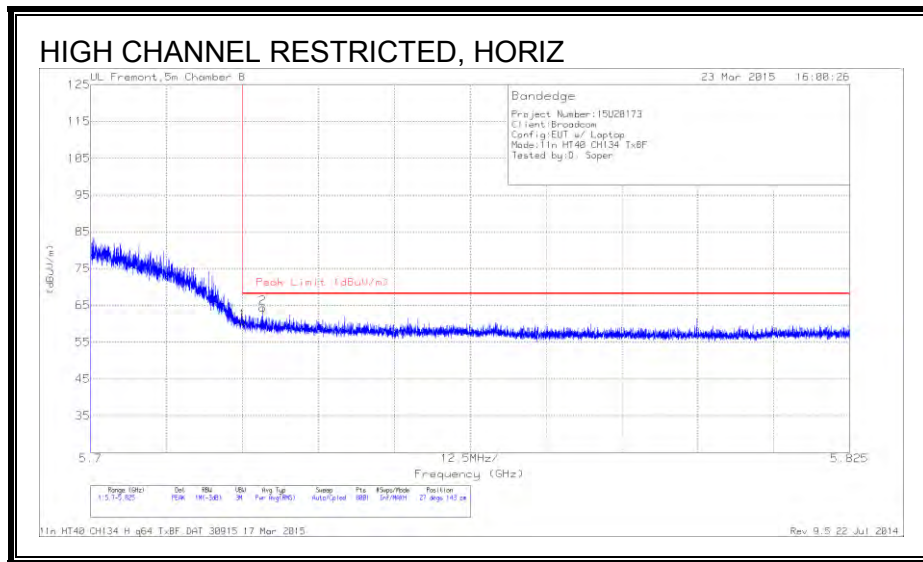
Trace Markers

| Marker | Frequency (GHz) | Meter Reading (dBuV) | Det | AF T345 (dB/m) | Amp/Cb/Fltr/Pad (dB) | DC Corr (dB) | Corrected Reading (dBuV/m) | Average Limit (dBuV/m) | Margin (dB) | Peak Limit (dBuV/m) | PK Margin (dB) | Azimuth (Degs) | Height (cm) | Polarity |
|--------|-----------------|----------------------|-----|----------------|----------------------|--------------|----------------------------|------------------------|-------------|---------------------|----------------|----------------|-------------|----------|
| 2 | * 5.408 | 40.94 | PK | 34.5 | -18.1 | 0 | 57.34 | - | - | 74 | -16.66 | 235 | 155 | V |
| 1 | * 5.46 | 40.32 | PK | 34.5 | -18.2 | 0 | 56.62 | - | - | 74 | -17.38 | 235 | 155 | V |
| 5 | * 5.46 | 29.59 | RMS | 34.5 | -18.2 | .66 | 46.55 | 54 | -7.45 | - | - | 235 | 155 | V |
| 6 | * 5.46 | 29.97 | RMS | 34.5 | -18.1 | .66 | 47.03 | 54 | -6.97 | - | - | 235 | 155 | V |
| 4 | 5.468 | 44.11 | PK | 34.5 | -18.1 | 0 | 60.51 | - | - | 68.2 | -7.69 | 235 | 155 | V |
| 3 | 5.47 | 41.17 | PK | 34.5 | -18.1 | 0 | 57.57 | - | - | 68.2 | -10.63 | 235 | 155 | V |
| 7 | 5.47 | 31.36 | RMS | 34.5 | -18.1 | .66 | 48.42 | - | - | - | - | 235 | 155 | V |
| 8 | 5.47 | 31.81 | RMS | 34.5 | -18.1 | .66 | 48.87 | - | - | - | - | 235 | 155 | V |

* - indicates frequency in CFR15.205/IC8.10 Restricted Band

PK - Peak detector
 RMS - RMS detection

RESTRICTED BANDEDGE (HIGH CHANNEL)

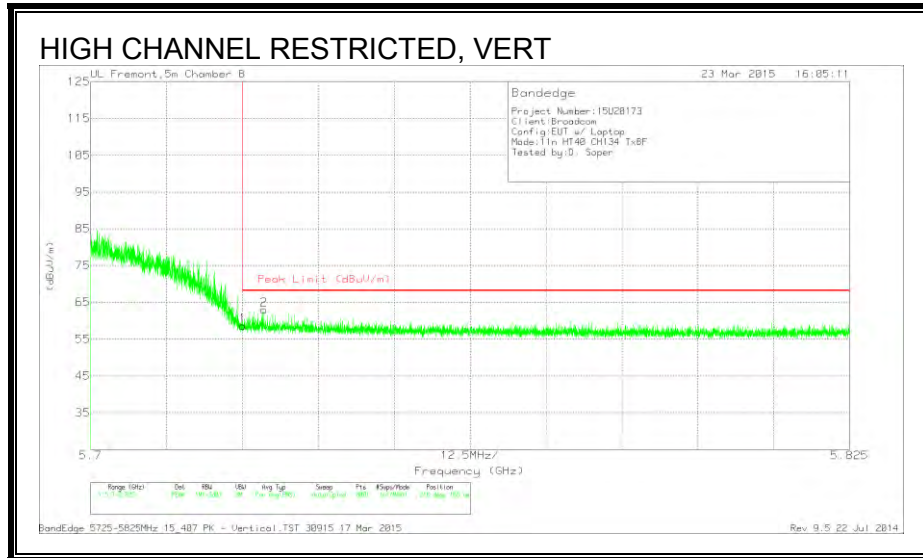


Trace Markers

| Marker | Frequency (GHz) | Meter Reading (dBuV) | Det | AF T345 (dB/m) | Amp/Cbl/Fit r/Pad (dB) | Corrected Reading (dBuV/m) | Peak Limit (dBuV/m) | PK Margin (dB) | Azimuth (Degs) | Height (cm) | Polarity |
|--------|-----------------|----------------------|-----|----------------|------------------------|----------------------------|---------------------|----------------|----------------|-------------|----------|
| 1 | 5.725 | 43.49 | PK | 35 | -17.8 | 60.69 | 68.2 | -7.51 | 27 | 143 | H |
| 2 | 5.728 | 47.15 | PK | 35 | -17.8 | 64.35 | 68.2 | -3.85 | 27 | 143 | H |

* - indicates frequency in CFR15.205/IC8.10 Restricted Band

PK - Peak detector
 RMS - RMS detection



Trace Markers

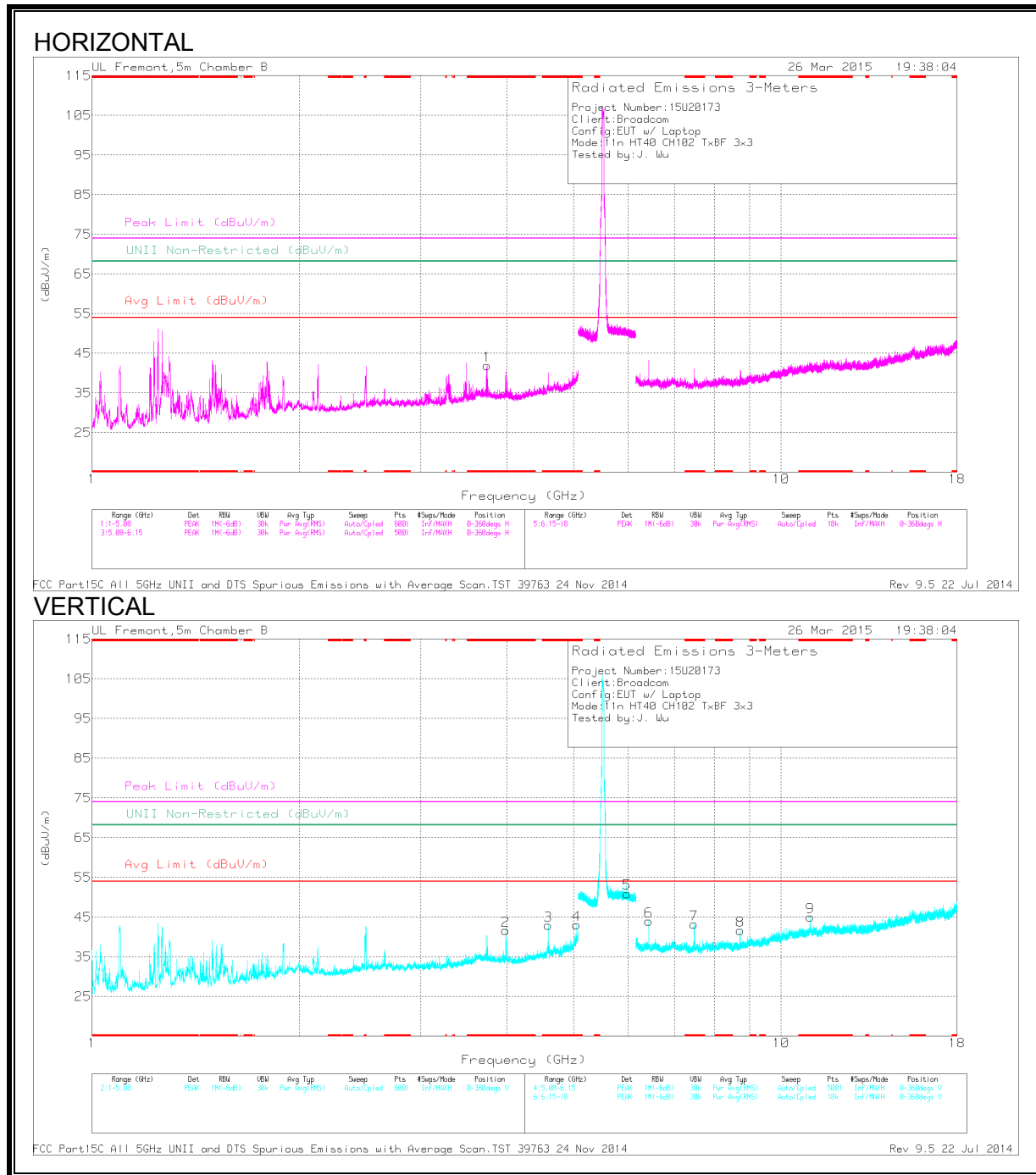
| Marker | Frequency (GHz) | Meter Reading (dBuV) | Det | AF T345 (dB/m) | Amp/Cbl/Ftr/Pad (dB) | Corrected Reading (dBuV/m) | Peak Limit (dBuV/m) | PK Margin (dB) | Azimuth (Degs) | Height (cm) | Polarity |
|--------|-----------------|----------------------|-----|----------------|----------------------|----------------------------|---------------------|----------------|----------------|-------------|----------|
| 1 | 5.725 | 41.45 | PK | 35 | -17.8 | 58.65 | 68.2 | -9.55 | 218 | 160 | V |
| 2 | 5.729 | 45.78 | PK | 35 | -17.8 | 62.98 | 68.2 | -5.22 | 218 | 160 | V |

* - indicates frequency in CFR15.205/IC8.10 Restricted Band

PK - Peak detector
 RMS - RMS detection

HARMONICS AND SPURIOUS EMISSIONS

LOW CHANNEL



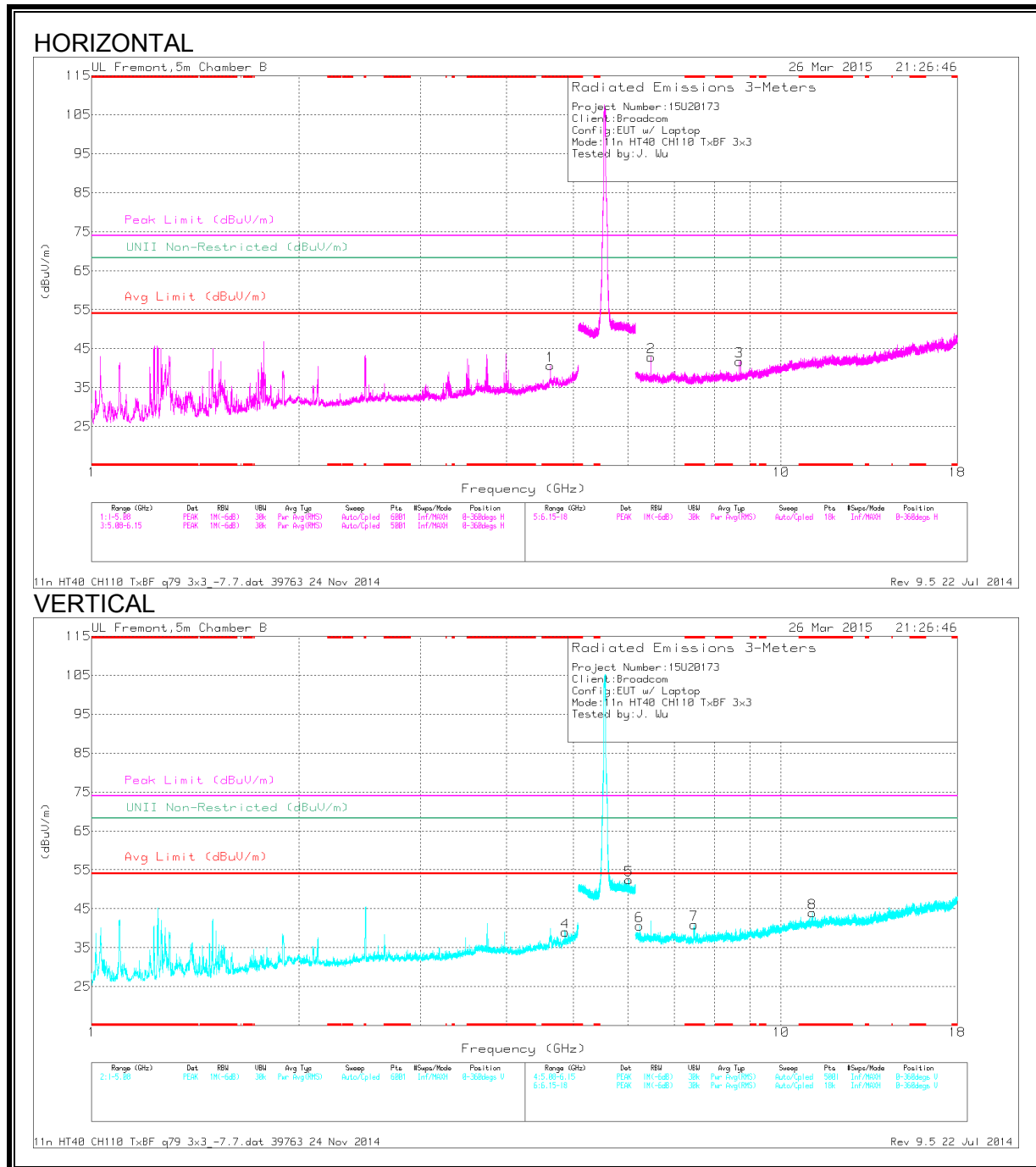
Trace Markers

| Marker | Frequency (GHz) | Meter Reading (dBuV) | Det | AF T345 (dB/m) | Amp/cbl/FI tr/Pad (dB) | DC Corr (dB) | Corrected Reading (dBuV/m) | Avg Limit (dBuV/m) | Margin (dB) | Peak Limit (dBuV/m) | PK Margin (dB) | UNII Non-Restricted (dBuV/m) | PK Margin (dB) | Azimuth (Degs) | Height (cm) | Polarity |
|--------|-----------------|----------------------|-----|----------------|------------------------|--------------|----------------------------|--------------------|-------------|---------------------|----------------|------------------------------|----------------|----------------|-------------|----------|
| 1 | * 3.741 | 47.7 | PK1 | 33.5 | -31 | 0 | 50.2 | - | - | 74 | -23.8 | - | - | 193 | 337 | H |
| | * 3.731 | 28.79 | AD1 | 33.5 | -31 | .66 | 31.95 | 54 | -22.05 | - | - | - | - | 193 | 337 | H |
| 2 | * 3.99 | 49.88 | PK1 | 33.3 | -29.7 | 0 | 53.48 | - | - | 74 | -20.52 | - | - | 172 | 200 | V |
| | * 3.988 | 28.49 | AD1 | 33.3 | -29.8 | .66 | 32.65 | 54 | -21.35 | - | - | - | - | 172 | 200 | V |
| 3 | * 4.592 | 44.95 | PK1 | 34 | -29.9 | 0 | 49.05 | - | - | 74 | -24.95 | - | - | 215 | 189 | V |
| | * 4.592 | 37.01 | AD1 | 34 | -29.9 | .66 | 41.77 | 54 | -12.23 | - | - | - | - | 215 | 189 | V |
| 4 | * 5.051 | 46.05 | PK1 | 34 | -28.2 | 0 | 51.85 | - | - | 74 | -22.15 | - | - | 213 | 173 | V |
| | * 5.051 | 37.01 | AD1 | 34 | -28.2 | .66 | 43.47 | 54 | -10.53 | - | - | - | - | 213 | 173 | V |
| 7 | * 7.474 | 43.16 | PK1 | 35.3 | -26.7 | 0 | 51.76 | - | - | 74 | -22.24 | - | - | 251 | 112 | V |
| | * 7.488 | 25.95 | AD1 | 35.3 | -26.6 | .66 | 35.31 | 54 | -18.69 | - | - | - | - | 251 | 112 | V |
| 9 | * 11.02 | 36.08 | PK1 | 37.7 | -22.8 | 0 | 50.98 | - | - | 74 | -23.02 | - | - | 147 | 137 | V |
| | * 11.02 | 24.41 | AD1 | 37.7 | -22.8 | .66 | 39.97 | 54 | -14.03 | - | - | - | - | 147 | 137 | V |
| 5 | 5.969 | 42.83 | PK1 | 35.6 | -17.7 | 0 | 60.73 | - | - | - | - | 68.2 | -7.47 | 204 | 145 | V |
| 6 | 6.428 | 43.27 | PK1 | 35.7 | -29.1 | 0 | 49.87 | - | - | - | - | 68.2 | -18.33 | 213 | 202 | V |
| 8 | 8.717 | 48.36 | PK1 | 35.8 | -26 | 0 | 58.16 | - | - | - | - | 68.2 | -10.04 | 250 | 181 | V |

* - indicates frequency in CFR15.205/IC8.10 Restricted Band

PK - Peak detector
 PK1 - KDB789033 Method: Peak
 AD1 - KDB789033 Method: AD Primary Power Average

MID CHANNEL



Trace Markers

| Marker | Frequency (GHz) | Meter Reading (dBuV) | Det | AF T345 (dB/m) | Amp/Cbl/FI tr/Pad (dB) | DC Corr (dB) | Corrected Reading (dBuV/m) | Avg Limit (dBuV/m) | Margin (dB) | Peak Limit (dBuV/m) | PK Margin (dB) | UNII Non-Restricted (dBuV/m) | PK Margin (dB) | Azimuth (Degs) | Height (cm) | Polarity |
|--------|-----------------|----------------------|-----|----------------|------------------------|--------------|----------------------------|--------------------|-------------|---------------------|----------------|------------------------------|----------------|----------------|-------------|----------|
| 1 | * 4.625 | 42.07 | PK1 | 34.1 | -29.1 | 0 | 47.07 | - | - | 74 | -26.93 | - | - | 354 | 202 | H |
| | * 4.625 | 33.97 | AD1 | 34.1 | -29.1 | .66 | 39.63 | 54 | -14.37 | - | - | - | - | 354 | 202 | H |
| 4 | * 4.867 | 41.81 | PK1 | 34.2 | -29.9 | 0 | 46.11 | - | - | 74 | -27.89 | - | - | 210 | 103 | V |
| | * 4.872 | 30.42 | AD1 | 34.2 | -29.9 | .66 | 35.38 | 54 | -18.62 | - | - | - | - | 210 | 103 | V |
| 7 | * 7.472 | 39.49 | PK1 | 35.3 | -26.7 | 0 | 48.09 | - | - | 74 | -25.91 | - | - | 22 | 323 | V |
| | * 7.492 | 25.63 | AD1 | 35.3 | -26.7 | .66 | 34.89 | 54 | -19.11 | - | - | - | - | 22 | 323 | V |
| 8 | * 11.1 | 38.42 | PK1 | 37.8 | -22.9 | 0 | 53.32 | - | - | 74 | -20.68 | - | - | 44 | 238 | V |
| | * 11.1 | 25.06 | AD1 | 37.8 | -22.9 | .66 | 40.62 | 54 | -13.38 | - | - | - | - | 44 | 238 | V |
| 5 | * 11.02 | 36.08 | PK1 | 37.7 | -22.8 | 0 | 50.98 | - | - | 74 | -23.02 | - | - | 147 | 137 | V |
| | * 11.02 | 24.41 | AD1 | 37.7 | -22.8 | .66 | 39.97 | 54 | -14.03 | - | - | - | - | 147 | 137 | V |
| 2 | 6.012 | 42.6 | PK1 | 35.6 | -17.7 | 0 | 60.5 | - | - | - | - | 68.2 | -7.7 | 204 | 140 | V |
| 3 | 6.229 | 41.92 | PK1 | 35.5 | -28.5 | 0 | 48.92 | - | - | - | - | 68.2 | -19.28 | 226 | 155 | V |

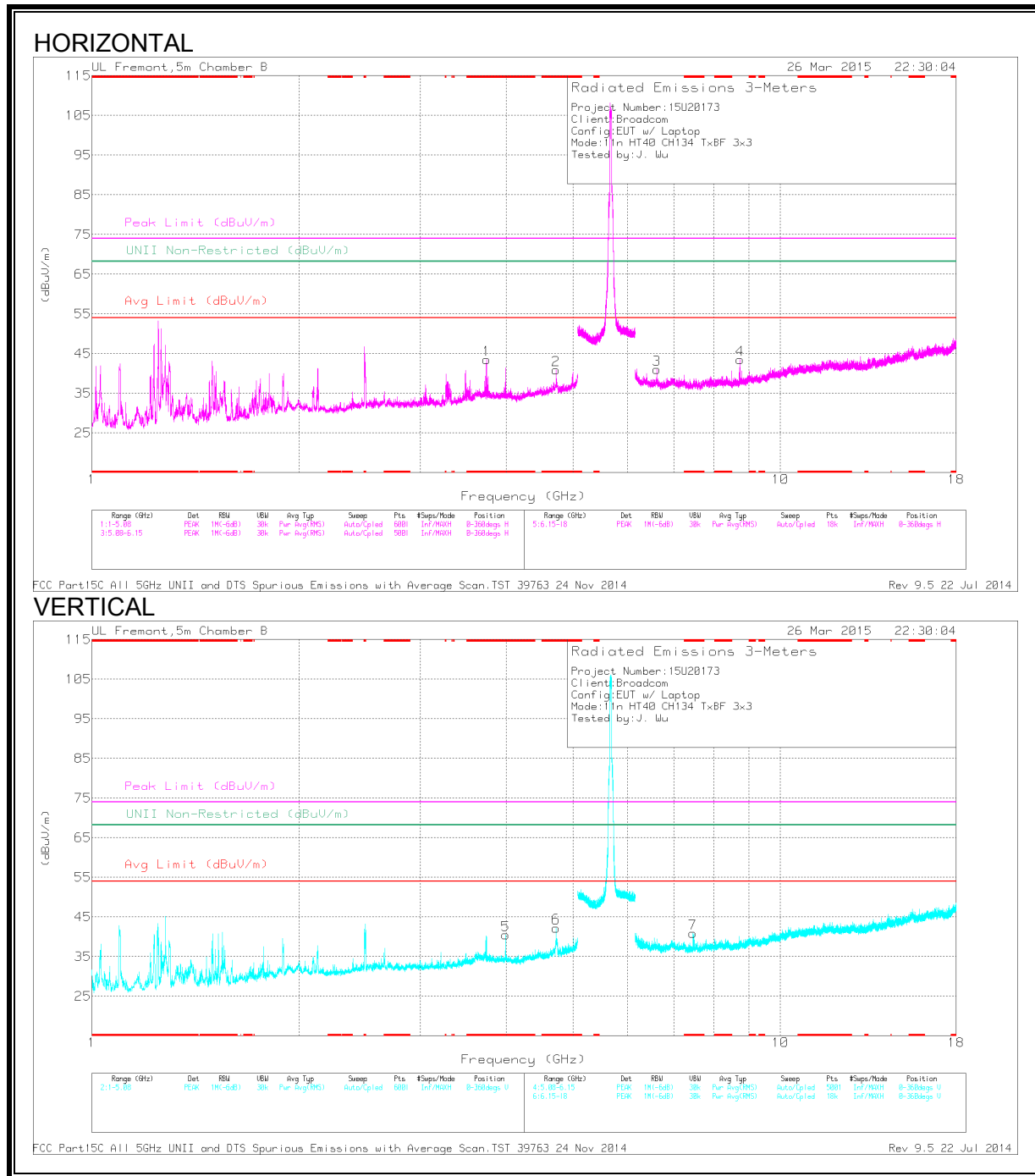
* - indicates frequency in CFR15.205/IC8.10 Restricted Band

PK - Peak detector

PK1 - KDB789033 Method: Peak

AD1 - KDB789033 Method: AD Primary Power Average

HIGH CHANNEL



Trace Markers

| Marker | Frequency (GHz) | Meter Reading (dBuV) | Det | AF T345 (dB/m) | Amp/Cbl/ Filtz/Pad (dB) | DC Corr (dB) | Corrected Reading (dBuV/m) | Avg Limit (dBuV/m) | Margin (dB) | Peak Limit (dBuV/m) | PK Margin (dB) | UNII Non-Restricted (dBuV/m) | PK Margin (dB) | Azimuth (Degs) | Height (cm) | Polarity |
|--------|-----------------|----------------------|-----|----------------|-------------------------|--------------|----------------------------|--------------------|-------------|---------------------|----------------|------------------------------|----------------|----------------|-------------|----------|
| 1 | * 3.733 | 55 | PK1 | 33.5 | -31 | 0 | 57.5 | - | - | 74 | -16.5 | - | - | 222 | 218 | H |
| | * 3.748 | 30.27 | AD1 | 33.5 | -31 | .66 | 33.43 | 54 | -20.57 | - | - | - | - | 222 | 218 | H |
| 2 | * 4.725 | 43.17 | PK1 | 34.3 | -29.7 | 0 | 47.77 | - | - | 74 | -26.23 | - | - | 331 | 197 | H |
| | * 4.725 | 34.71 | AD1 | 34.3 | -29.7 | .66 | 39.97 | 54 | -14.03 | - | - | - | - | 331 | 197 | H |
| 5 | * 3.981 | 45.49 | PK1 | 33.4 | -29.9 | 0 | 48.99 | - | - | 74 | -25.01 | - | - | 216 | 180 | V |
| | * 3.982 | 28.22 | AD1 | 33.4 | -29.9 | .66 | 32.38 | 54 | -21.62 | - | - | - | - | 216 | 180 | V |
| 6 | * 4.725 | 46.94 | PK1 | 34.3 | -29.7 | 0 | 51.54 | - | - | 74 | -22.46 | - | - | 211 | 109 | V |
| | * 4.725 | 37.07 | AD1 | 34.3 | -29.7 | .66 | 42.33 | 54 | -11.67 | - | - | - | - | 211 | 109 | V |
| 7 | * 7.475 | 39.83 | PK1 | 35.3 | -26.7 | 0 | 48.43 | - | - | 74 | -25.57 | - | - | 233 | 173 | V |
| | * 7.453 | 25.76 | AD1 | 35.3 | -27.2 | .66 | 34.52 | 54 | -19.48 | - | - | - | - | 233 | 173 | V |
| 3 | 6.615 | 40.48 | PK1 | 36 | -28 | 0 | 48.48 | - | - | - | - | 68.2 | -19.72 | 35 | 103 | H |
| 4 | 8.731 | 42.25 | PK1 | 35.8 | -25.9 | 0 | 52.15 | - | - | - | - | 68.2 | -16.05 | 263 | 181 | H |

* - indicates frequency in CFR15.205/IC8.10 Restricted Band

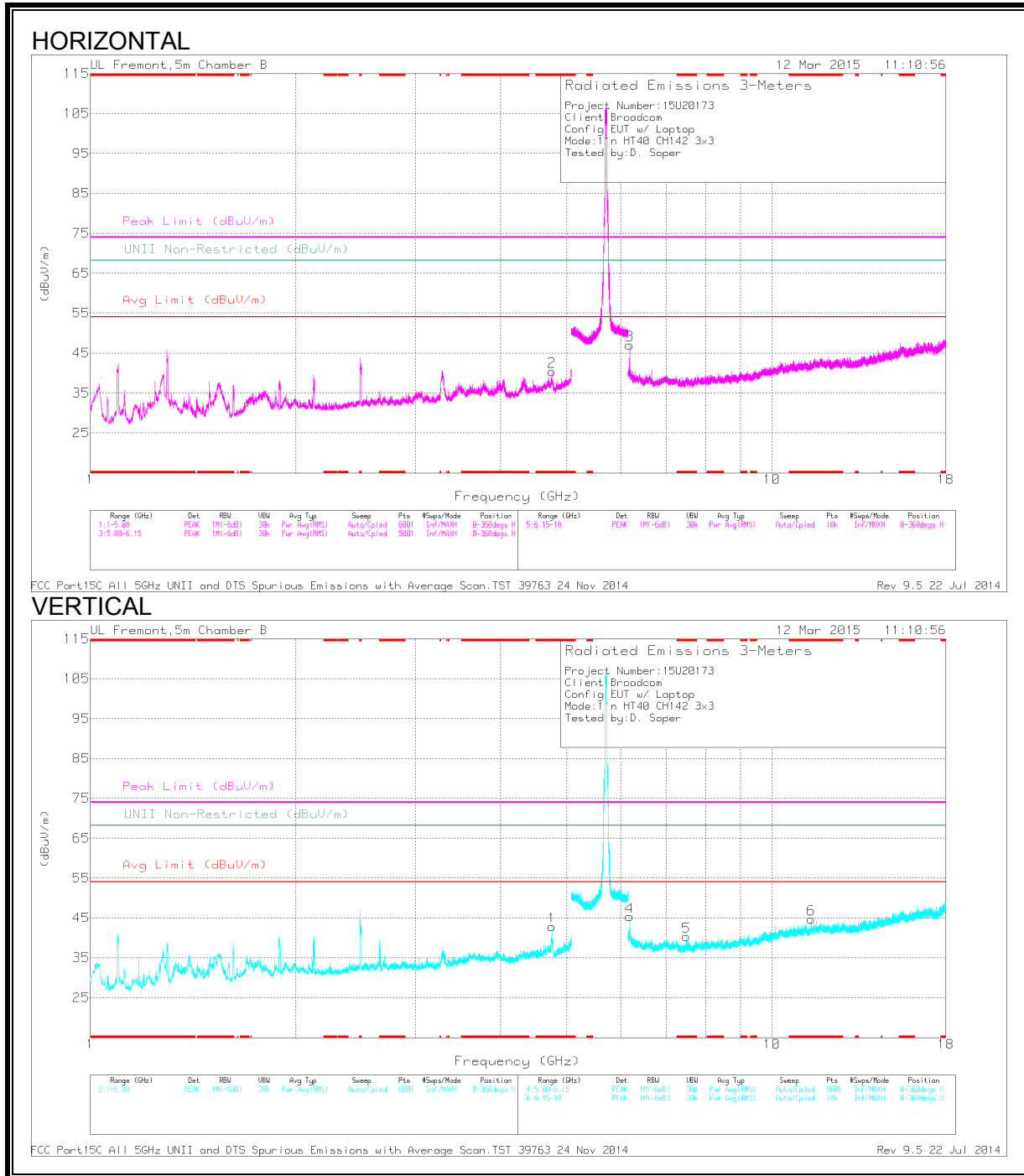
PK - Peak detector

PK1 - KDB789033 Method: Peak

AD1 - KDB789033 Method: AD Primary Power Average

9.44. TX ABOVE 1 GHz 802.11n HT40 3Tx CDD MODE CHANNEL 142

HARMONICS AND SPURIOUS EMISSIONS



Trace Markers

| Marker | Frequency (GHz) | Meter Reading (dBuV) | Det | AF T345 (dB/m) | Amp/Cbl/ Ftr/Pad (dB) | DC Corr (dB) | Corrected Reading (dBuV/m) | Avg Limit (dBuV/m) | Margin (dB) | Peak Limit (dBuV/m) | PK Margin (dB) | UNII Non-Restricted (dBuV/m) | PK Margin (dB) | Azimuth (Degs) | Height (cm) | Polarity |
|--------|-----------------|----------------------|-----|----------------|-----------------------|--------------|----------------------------|--------------------|-------------|---------------------|----------------|------------------------------|----------------|----------------|-------------|----------|
| 2 | * 4.758 | 43.53 | PK1 | 34.3 | -29.4 | 0 | 48.43 | - | - | 74 | -25.57 | - | - | 32 | 163 | H |
| | 4.758 | 35.08 | AD1 | 34.3 | -29.4 | .09 | 40.08 | 54 | -13.92 | - | - | - | - | 32 | 163 | H |
| 1 | * 4.758 | 45.99 | PK1 | 34.3 | -29.4 | 0 | 50.89 | - | - | 74 | -23.11 | - | - | 228 | 257 | V |
| | 4.758 | 38.12 | AD1 | 34.3 | -29.4 | .09 | 43.12 | 54 | -10.88 | - | - | - | - | 228 | 257 | V |
| 5 | * 7.497 | 37.77 | PK1 | 35.3 | -26.7 | 0 | 46.37 | - | - | 74 | -27.63 | - | - | 228 | 201 | V |
| | * 11.43 | 34.73 | PK1 | 38.1 | -22.9 | 0 | 49.93 | - | - | 74 | -24.07 | - | - | 228 | 102 | V |
| 6 | 6.185 | 45.5 | PK1 | 35.5 | -28.4 | 0 | 52.6 | - | - | - | - | 68.2 | -15.6 | 228 | 201 | V |
| | 6.186 | 40.27 | PK1 | 35.5 | -28.4 | 0 | 47.37 | - | - | - | - | 68.2 | -20.83 | 228 | 201 | H |
| 3 | 6.186 | 39.95 | PK | 35.5 | -28.4 | 0 | 47.05 | - | - | - | - | 68.2 | -21.15 | 0-360 | 200 | H |
| 4 | 6.186 | 38.21 | PK | 35.5 | -28.4 | 0 | 45.31 | - | - | - | - | 68.2 | -22.89 | 0-360 | 200 | V |

* - indicates frequency in CFR15.205/IC8.10 Restricted Band

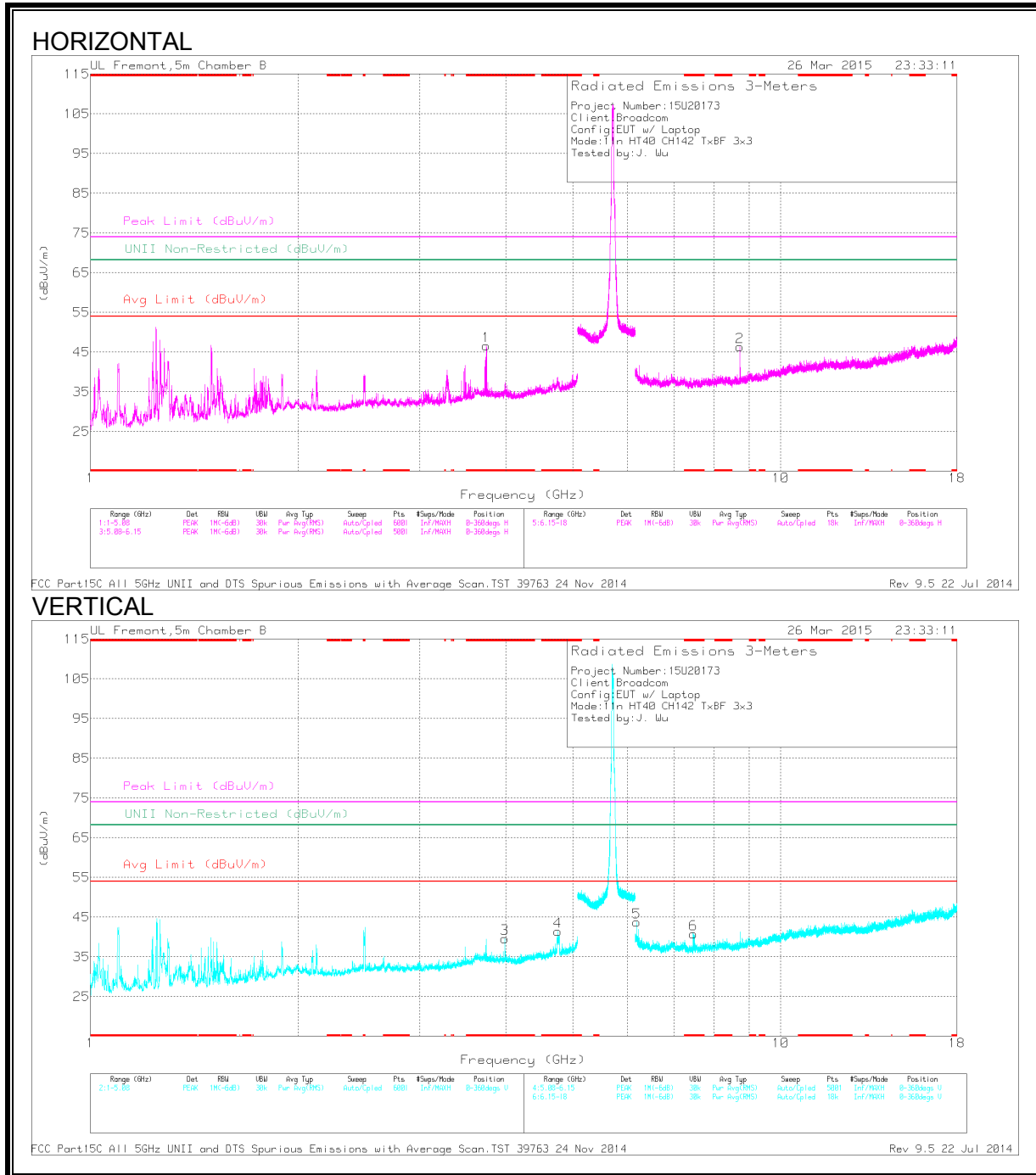
PK - Peak detector

PK1 - KDB789033 Method: Peak

AD1 - KDB789033 Method: AD Primary Power Average

9.45. TX ABOVE 1 GHz 802.11n HT40 TxBF 3TX MODE CHANNEL 142

HARMONICS AND SPURIOUS EMISSIONS



Trace Markers

| Marker | Frequency (GHz) | Meter Reading (dBuV) | Det | AF T345 (dB/m) | Amp/Cbl/FI tr/Pad (dB) | DC Corr (dB) | Corrected Reading (dBuV/m) | Avg Limit (dBuV/m) | Margin (dB) | Peak Limit (dBuV/m) | PK Margin (dB) | UNII Non-Restricted (dBuV/m) | PK Margin (dB) | Azimuth (Degs) | Height (cm) | Polarity |
|--------|-----------------|----------------------|-----|----------------|------------------------|--------------|----------------------------|--------------------|-------------|---------------------|----------------|------------------------------|----------------|----------------|-------------|----------|
| 1 | * 3.747 | 54.5 | PK1 | 33.5 | -31 | 0 | 57 | - | - | 74 | -17 | - | - | 218 | 218 | H |
| | * 3.747 | 30.04 | AD1 | 33.5 | -31 | .66 | 33.2 | 54 | -20.8 | - | - | - | - | 218 | 218 | H |
| 3 | * 3.991 | 50.89 | PK1 | 33.3 | -29.7 | 0 | 54.49 | - | - | 74 | -19.51 | - | - | 168 | 107 | V |
| | * 3.987 | 28.42 | AD1 | 33.3 | -29.8 | .66 | 32.58 | 54 | -21.42 | - | - | - | - | 168 | 107 | V |
| 4 | * 4.759 | 44.27 | PK1 | 34.3 | -29.4 | 0 | 49.17 | - | - | 74 | -24.83 | - | - | 207 | 262 | V |
| | * 4.758 | 35.26 | AD1 | 34.3 | -29.4 | .66 | 40.82 | 54 | -13.18 | - | - | - | - | 207 | 262 | V |
| 6 | * 7.481 | 45.01 | PK1 | 35.3 | -26.6 | 0 | 53.71 | - | - | 74 | -20.29 | - | - | 275 | 105 | V |
| | * 7.494 | 26.14 | AD1 | 35.3 | -26.7 | .66 | 35.4 | 54 | -18.6 | - | - | - | - | 275 | 105 | V |
| 5 | 6.186 | 45.1 | PK1 | 35.5 | -28.4 | 0 | 52.2 | - | - | - | - | 68.2 | -16 | 219 | 215 | V |
| | 8.716 | 43.41 | PK1 | 35.8 | -26 | 0 | 53.21 | - | - | - | - | 68.2 | -14.99 | 209 | 108 | H |

* - indicates frequency in CFR15.205/IC8.10 Restricted Band

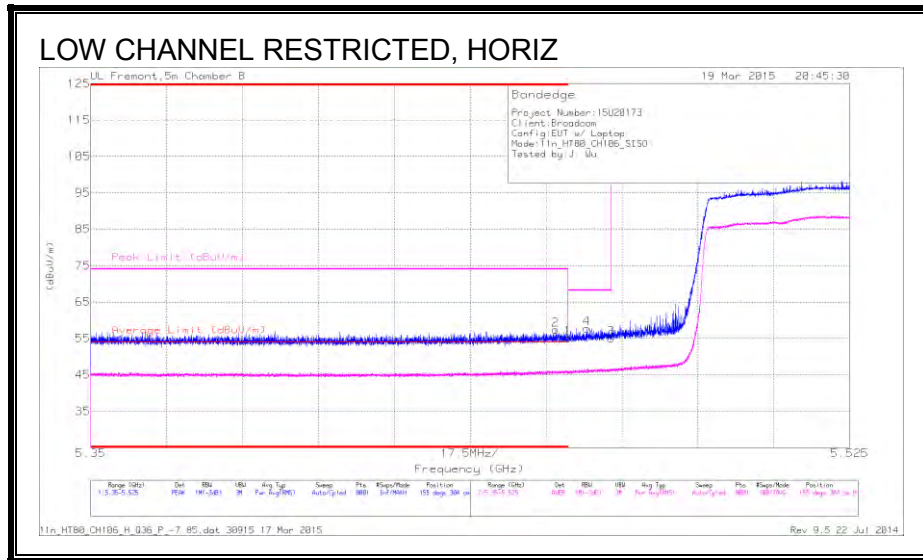
PK - Peak detector

PK1 - KDB789033 Method: Peak

AD1 - KDB789033 Method: AD Primary Power Average

9.46. TX ABOVE 1 GHz 802.11ac VHT80 1TX MODE IN THE 5.6 GHz BAND

RESTRICTED BANDEDGE (LOW CHANNEL)

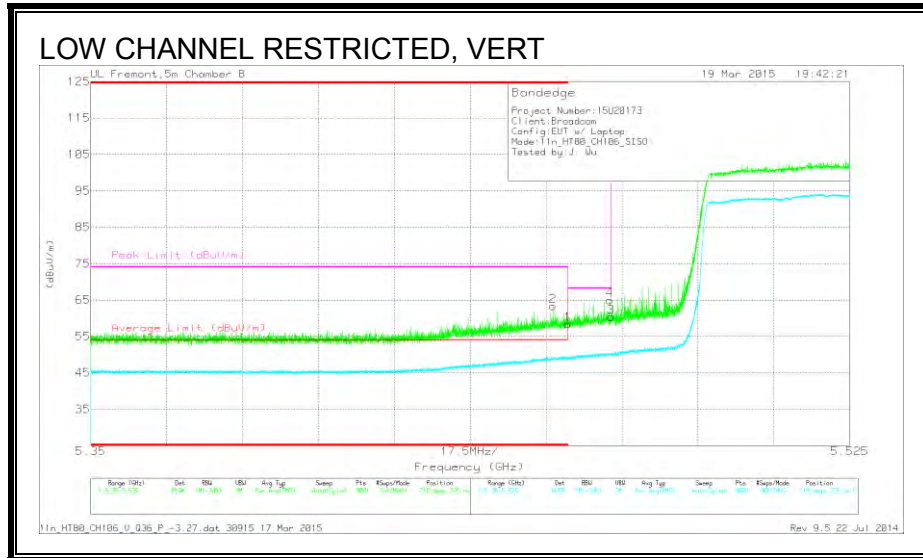


Trace Markers

| Marker | Frequency (GHz) | Meter Reading (dBuV) | Det | AF T345 (dB/m) | Amp/Cb/Fit r/Pad (dB) | DC Corr (dB) | Corrected Reading (dBuV/m) | Average Limit (dBuV/m) | Margin (dB) | Peak Limit (dBuV/m) | PK Margin (dB) | Azimuth (Degs) | Height (cm) | Polarity |
|--------|-----------------|----------------------|-----|----------------|-----------------------|--------------|----------------------------|------------------------|-------------|---------------------|----------------|----------------|-------------|----------|
| 2 | * 5.457 | 40.97 | PK | 34.5 | -18.1 | 0 | 57.37 | - | - | 74 | -16.63 | 155 | 304 | H |
| 1 | * 5.46 | 38.8 | PK | 34.5 | -18.2 | 0 | 55.1 | - | - | 74 | -18.9 | 155 | 304 | H |
| 5 | * 5.46 | 29.06 | RMS | 34.5 | -18.2 | .18 | 45.54 | 54 | -8.46 | - | - | 155 | 304 | H |
| 6 | * 5.46 | 29.57 | RMS | 34.5 | -18.1 | .18 | 46.15 | 54 | -7.85 | - | - | 155 | 304 | H |
| 4 | 5.464 | 41.29 | PK | 34.5 | -18.1 | 0 | 57.69 | - | - | 68.2 | -10.51 | 155 | 304 | H |
| 3 | 5.47 | 38.58 | PK | 34.5 | -18.1 | 0 | 54.98 | - | - | 68.2 | -13.22 | 155 | 304 | H |

* - indicates frequency in CFR15.205/IC8.10 Restricted Band

PK - Peak detector
 RMS - RMS detection



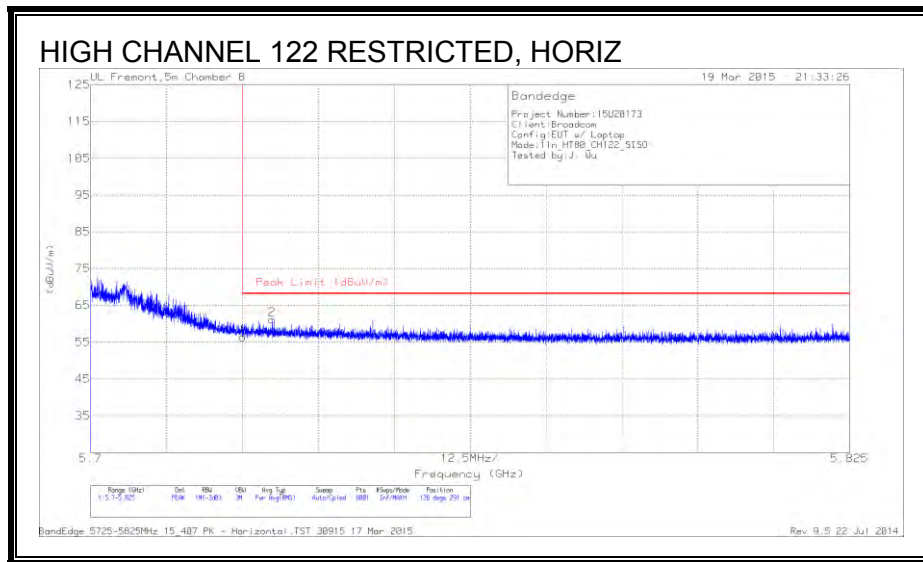
Trace Markers

| Marker | Frequency (GHz) | Meter Reading (dBuV) | Det | AF T345 (dB/m) | Amp/Cb/Fitter/Pad (dB) | DC Corr (dB) | Corrected Reading (dBuV/m) | Average Limit (dBuV/m) | Margin (dB) | Peak Limit (dBuV/m) | PK Margin (dB) | Azimuth (Degs) | Height (cm) | Polarity |
|--------|-----------------|----------------------|-----|----------------|------------------------|--------------|----------------------------|------------------------|-------------|---------------------|----------------|----------------|-------------|----------|
| 1 | * 5.46 | 42.05 | PK | 34.5 | -18.2 | 0 | 58.35 | - | - | 74 | -15.65 | 218 | 225 | V |
| 2 | * 5.457 | 46.97 | PK | 34.5 | -18.1 | 0 | 63.37 | - | - | 74 | -10.63 | 218 | 225 | V |
| 5 | * 5.46 | 32.22 | RMS | 34.5 | -18.2 | .18 | 48.7 | 54 | -5.3 | - | - | 218 | 225 | V |
| 6 | * 5.46 | 32.95 | RMS | 34.5 | -18.1 | .18 | 49.53 | 54 | -4.47 | - | - | 218 | 225 | V |
| 3 | 5.47 | 43.95 | PK | 34.5 | -18.1 | 0 | 60.35 | - | - | 68.2 | -7.85 | 218 | 225 | V |
| 4 | 5.47 | 48.53 | PK | 34.5 | -18.1 | 0 | 64.93 | - | - | 68.2 | -3.27 | 218 | 225 | V |

* - indicates frequency in CFR15.205/IC8.10 Restricted Band

PK - Peak detector
 RMS - RMS detection

RESTRICTED BANDEGE (HIGH CHANNEL 122)

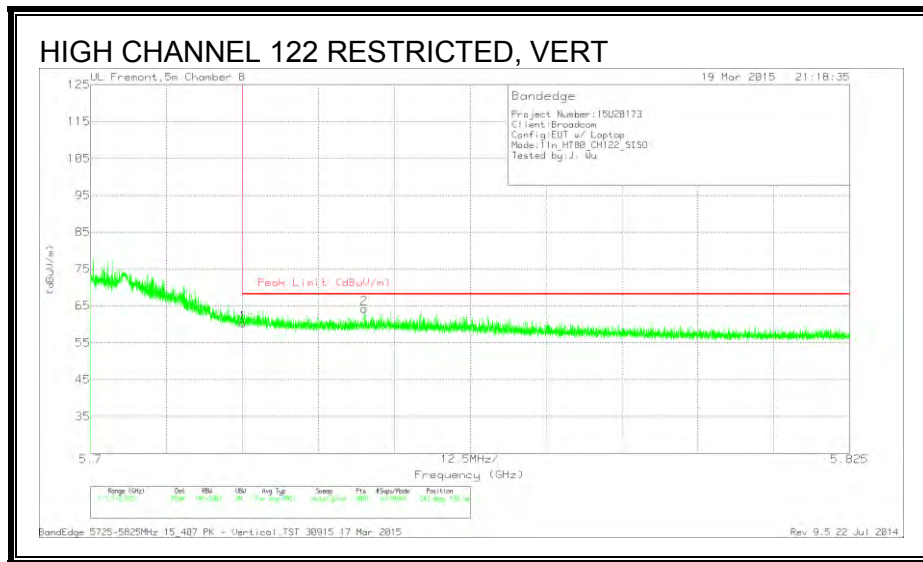


Trace Markers

| Marker | Frequency (GHz) | Meter Reading (dBuV) | Det | AF T345 (dB/m) | Amp/Cbl/Fit r/Pad (dB) | Corrected Reading (dBuV/m) | Peak Limit (dBuV/m) | PK Margin (dB) | Azimuth (Degs) | Height (cm) | Polarity |
|--------|-----------------|----------------------|-----|----------------|------------------------|----------------------------|---------------------|----------------|----------------|-------------|----------|
| 1 | 5.725 | 39.13 | PK | 35 | -17.8 | 56.33 | 68.2 | -11.87 | 136 | 291 | H |
| 2 | 5.73 | 44.02 | PK | 35 | -17.8 | 61.22 | 68.2 | -6.98 | 136 | 291 | H |

* - indicates frequency in CFR15.205/IC8.10 Restricted Band

PK - Peak detector
 RMS - RMS detection



Trace Markers

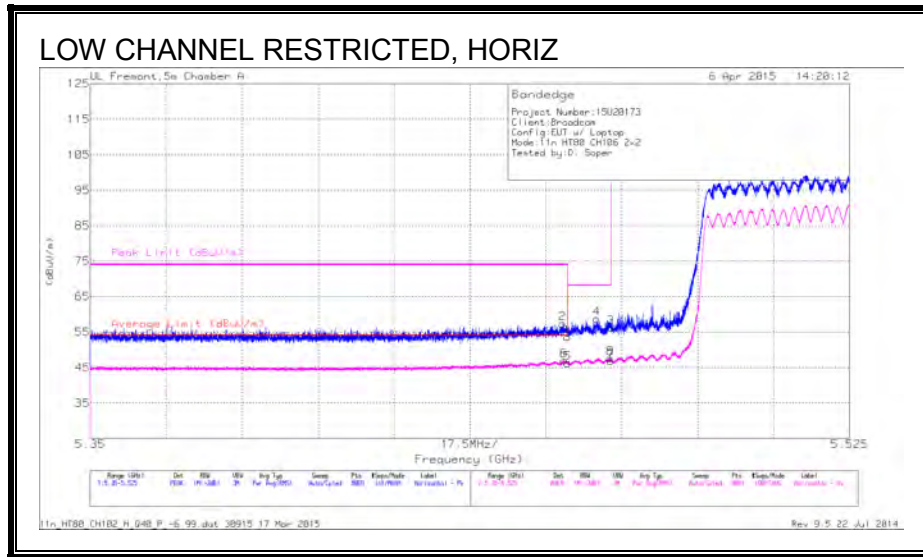
| Marker | Frequency (GHz) | Meter Reading (dBuV) | Det | AF T345 (dB/m) | Amp/Cbl/Fit r/Pad (dB) | Corrected Reading (dBuV/m) | Peak Limit (dBuV/m) | PK Margin (dB) | Azimuth (Degs) | Height (cm) | Polarity |
|--------|-----------------|----------------------|-----|----------------|------------------------|----------------------------|---------------------|----------------|----------------|-------------|----------|
| 1 | 5.725 | 43.16 | PK | 35 | -17.8 | 60.36 | 68.2 | -7.84 | 243 | 138 | V |
| 2 | 5.745 | 47 | PK | 35.1 | -17.8 | 64.3 | 68.2 | -3.9 | 243 | 138 | V |

* - indicates frequency in CFR15.205/IC8.10 Restricted Band

PK - Peak detector
 RMS - RMS detection

9.47. TX ABOVE 1 GHz 802.11ac VHT80 CDD 2TX MODE IN THE 5.6 GHz BAND

RESTRICTED BANDEDGE (LOW CHANNEL)

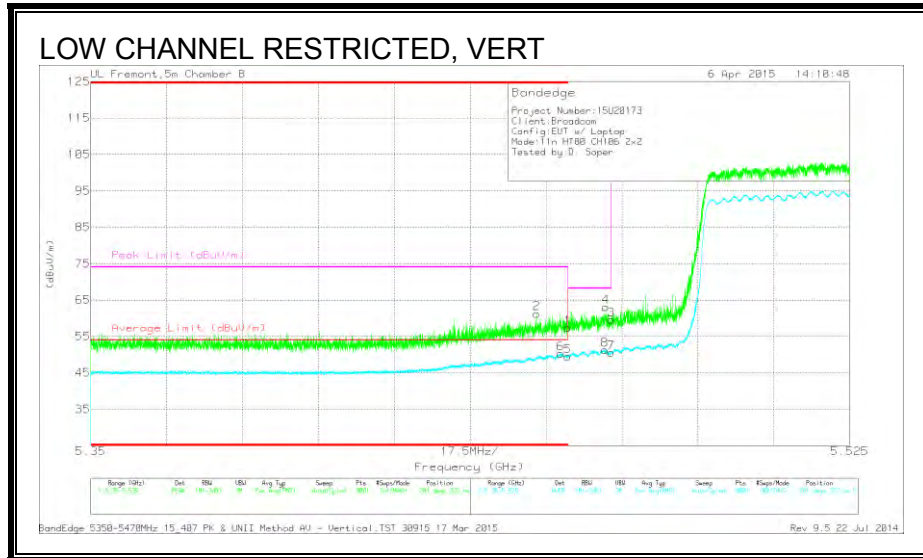


Trace Markers

| Marker | Frequency (GHz) | Meter Reading (dBuV) | Det | AF T345 (dB/m) | Amp/Cbl/FI tr/Pad (dB) | DC Corr (dB) | Corrected Reading (dBuV/m) | Average Limit (dBuV/m) | Margin (dB) | Peak Limit (dBuV/m) | PK Margin (dB) | Azimuth (Degs) | Height (cm) | Polarity |
|--------|-----------------|----------------------|-----|----------------|------------------------|--------------|----------------------------|------------------------|-------------|---------------------|----------------|----------------|-------------|----------|
| 1 | 5.46 | 37.34 | PK | 34.5 | -18.2 | 0 | 53.64 | - | - | 74 | -20.36 | 342 | 241 | H |
| 2 | 5.459 | 40.98 | PK | 34.5 | -18.1 | 0 | 57.38 | - | - | 74 | -16.62 | 342 | 241 | H |
| 3 | 5.47 | 39.92 | PK | 34.5 | -18.1 | 0 | 56.32 | - | - | 68.2 | -11.88 | 342 | 241 | H |
| 4 | 5.467 | 42.36 | PK | 34.5 | -18.1 | 0 | 58.76 | - | - | 68.2 | -9.44 | 342 | 241 | H |
| 5 | 5.46 | 29.8 | RMS | 34.5 | -18.2 | .18 | 46.28 | 54 | -7.72 | - | - | 342 | 241 | H |
| 6 | 5.459 | 30.43 | RMS | 34.5 | -18.1 | .18 | 47.01 | 54 | -6.99 | - | - | 342 | 241 | H |
| 7 | 5.47 | 30.23 | RMS | 34.5 | -18.1 | .18 | 46.81 | - | - | - | - | 342 | 241 | H |
| 8 | 5.47 | 31.06 | RMS | 34.5 | -18.1 | .18 | 47.64 | - | - | - | - | 342 | 241 | H |

* - indicates frequency in CFR15.205/IC8.10 Restricted Band

PK - Peak detector
 RMS - RMS detection



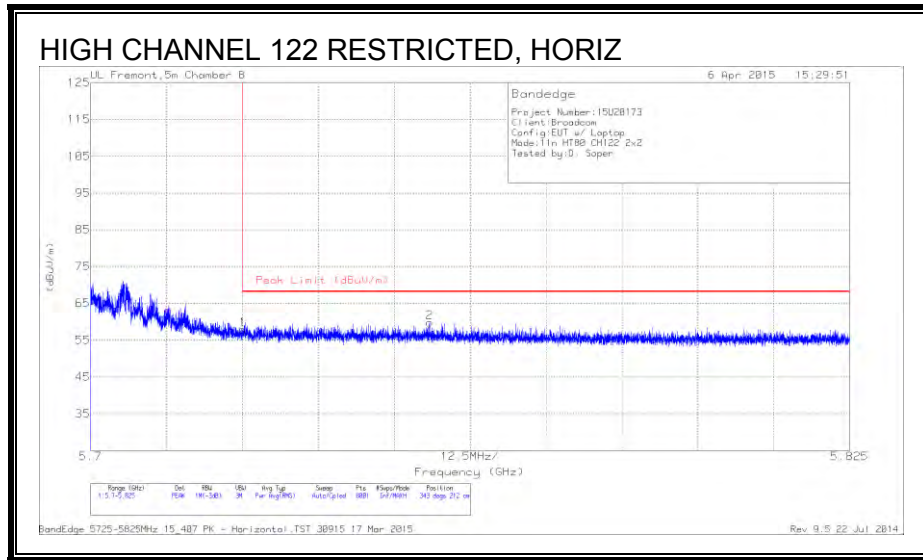
Trace Markers

| Marker | Frequency (GHz) | Meter Reading (dBuV) | Det | AF T345 (dB/m) | Amp/Cbl/FI tr/Pad (dB) | DC Corr (dB) | Corrected Reading (dBuV/m) | Average Limit (dBuV/m) | Margin (dB) | Peak Limit (dBuV/m) | PK Margin (dB) | Azimuth (Degs) | Height (cm) | Polarity |
|--------|-----------------|----------------------|-----|----------------|------------------------|--------------|----------------------------|------------------------|-------------|---------------------|----------------|----------------|-------------|----------|
| 1 | * 5.46 | 41.12 | PK | 34.5 | -18.2 | 0 | 57.42 | - | - | 74 | -16.58 | 281 | 222 | V |
| 2 | * 5.453 | 44.88 | PK | 34.5 | -18.1 | 0 | 61.28 | - | - | 74 | -12.72 | 281 | 222 | V |
| 5 | * 5.46 | 33.04 | RMS | 34.5 | -18.2 | .18 | 49.52 | 54 | -4.48 | - | - | 281 | 222 | V |
| 6 | * 5.458 | 33.74 | RMS | 34.5 | -18.1 | .18 | 50.32 | 54 | -3.68 | - | - | 281 | 222 | V |
| 4 | 5.469 | 46.72 | PK | 34.5 | -18.1 | 0 | 63.12 | - | - | 68.2 | -5.08 | 281 | 222 | V |
| 8 | 5.469 | 34.69 | RMS | 34.5 | -18.1 | .18 | 51.27 | - | - | - | - | 281 | 222 | V |
| 3 | 5.47 | 43.21 | PK | 34.5 | -18.1 | 0 | 59.61 | - | - | 68.2 | -8.59 | 281 | 222 | V |
| 7 | 5.47 | 33.92 | RMS | 34.5 | -18.1 | .18 | 50.5 | - | - | - | - | 281 | 222 | V |

* - indicates frequency in CFR15.205/IC8.10 Restricted Band

PK - Peak detector
 RMS - RMS detection

RESTRICTED BANDEDGE (HIGH CHANNEL 122)

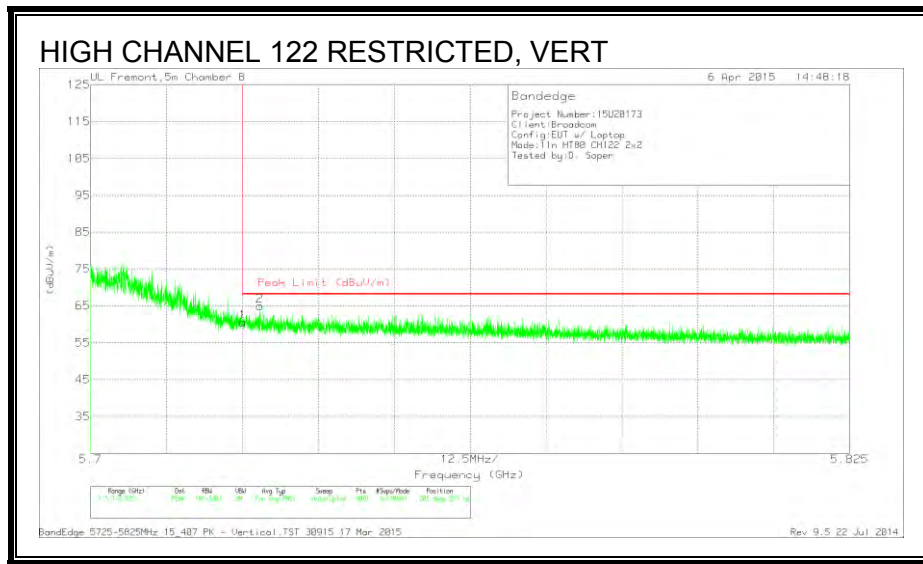


Trace Markers

| Marker | Frequency (GHz) | Meter Reading (dBuV) | Det | AF T345 (dB/m) | Amp/Cbl/Filtr/Pad (dB) | DC Corr (dB) | Corrected Reading (dBuV/m) | Peak Limit (dBuV/m) | PK Margin (dB) | Azimuth (Degs) | Height (cm) | Polarity |
|--------|-----------------|----------------------|-----|----------------|------------------------|--------------|----------------------------|---------------------|----------------|----------------|-------------|----------|
| 1 | 5.725 | 40.62 | PK | 35 | -17.8 | 0 | 57.82 | 68.2 | -10.38 | 343 | 212 | H |
| 2 | 5.756 | 42.46 | PK | 35.1 | -17.7 | 0 | 59.86 | 68.2 | -8.34 | 343 | 212 | H |

* - indicates frequency in CFR15.205/IC8.10 Restricted Band

PK - Peak detector
 RMS - RMS detection



Trace Markers

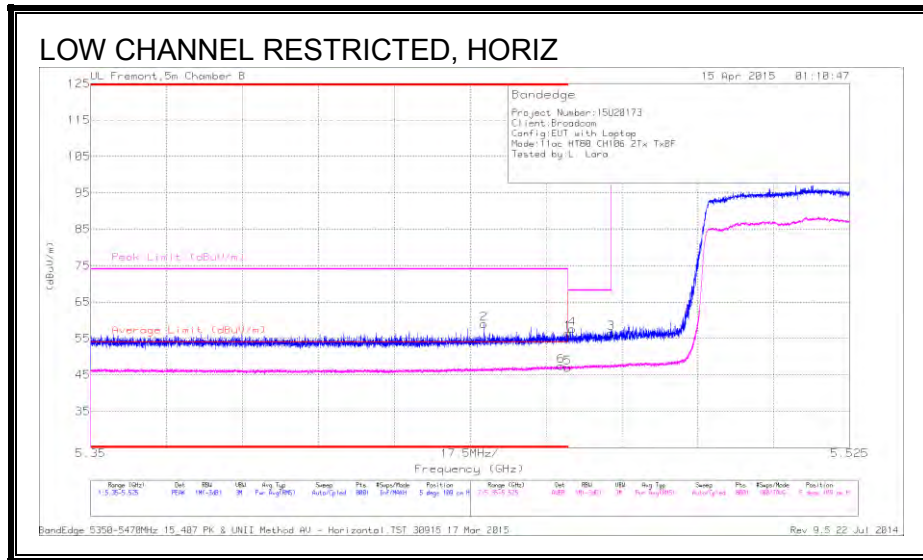
| Marker | Frequency (GHz) | Meter Reading (dBuV) | Det | AF T345 (dB/m) | Amp/Cbl/ Fitr/Pad (dB) | DC Corr (dB) | Corrected Reading (dBuV/m) | Peak Limit (dBuV/m) | PK Margin (dB) | Azimuth (Degs) | Height (cm) | Polarity |
|--------|-----------------|----------------------|-----|----------------|------------------------|--------------|----------------------------|---------------------|----------------|----------------|-------------|----------|
| 1 | 5.725 | 43.34 | PK | 35 | -17.8 | 0 | 60.54 | 68.2 | -7.66 | 285 | 217 | V |
| 2 | 5.728 | 47.8 | PK | 35 | -17.8 | 0 | 65 | 68.2 | -3.2 | 285 | 217 | V |

* - indicates frequency in CFR15.205/IC8.10 Restricted Band

PK - Peak detector
 RMS - RMS detection

9.48. TX ABOVE 1 GHz 802.11ac VHT80 TxBF 2TX MODE IN THE 5.6 GHz BAND

RESTRICTED BANDEDGE (LOW CHANNEL)

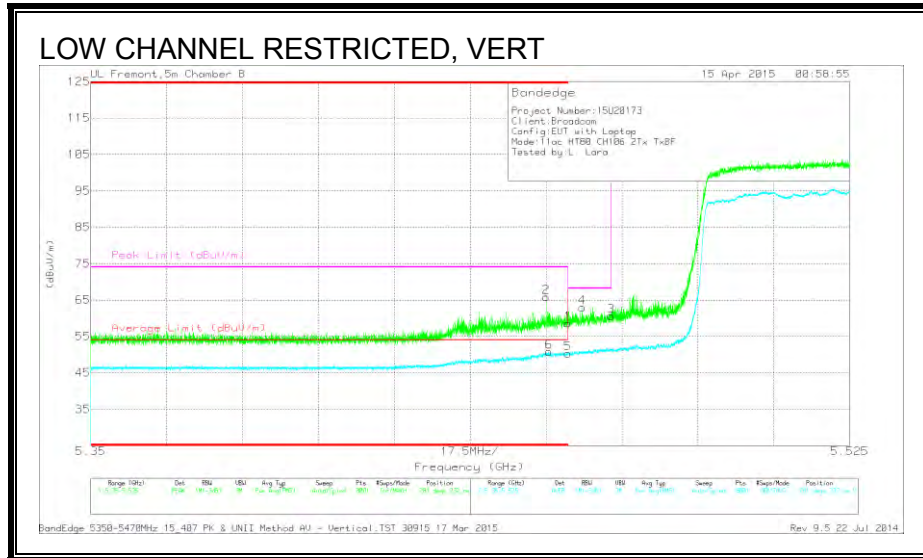


Trace Markers

| Marker | Frequency (GHz) | Meter Reading (dBuV) | Det | AF T345 (dB/m) | Amp/Cb/Fit r/Pad (dB) | DC Corr (dB) | Corrected Reading (dBuV/m) | Average Limit (dBuV/m) | Margin (dB) | Peak Limit (dBuV/m) | PK Margin (dB) | Azimuth (Degs) | Height (cm) | Polarity |
|--------|-----------------|----------------------|-----|----------------|-----------------------|--------------|----------------------------|------------------------|-------------|---------------------|----------------|----------------|-------------|----------|
| 2 | * 5.441 | 42.57 | PK | 34.5 | -18.1 | 0 | 58.97 | - | - | 74 | -15.03 | 5 | 109 | H |
| 6 | * 5.459 | 29.74 | RMS | 34.5 | -18.1 | 1.35 | 47.49 | 54 | -6.51 | - | - | 5 | 109 | H |
| 1 | * 5.46 | 40.15 | PK | 34.5 | -18.2 | 0 | 56.45 | - | - | 74 | -17.55 | 5 | 109 | H |
| 5 | * 5.46 | 29.33 | RMS | 34.5 | -18.2 | 1.35 | 46.98 | 54 | -7.02 | - | - | 5 | 109 | H |
| 4 | 5.461 | 41.26 | PK | 34.5 | -18.1 | 0 | 57.66 | - | - | 68.2 | -10.54 | 5 | 109 | H |
| 3 | 5.47 | 40.04 | PK | 34.5 | -18.1 | 0 | 56.44 | - | - | 68.2 | -11.76 | 5 | 109 | H |

* - indicates frequency in CFR15.205/IC8.10 Restricted Band

PK - Peak detector
 RMS - RMS detection



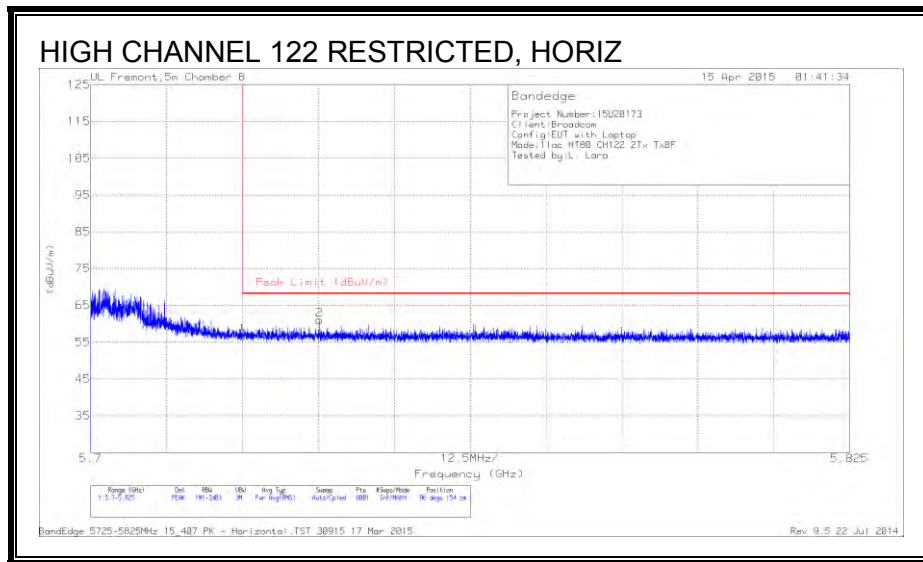
Trace Markers

| Marker | Frequency (GHz) | Meter Reading (dBuV) | Det | AF T345 (dB/m) | Amp/Cb/Fit r/Pad (dB) | DC Corr (dB) | Corrected Reading (dBuV/m) | Average Limit (dBuV/m) | Margin (dB) | Peak Limit (dBuV/m) | PK Margin (dB) | Azimuth (Degs) | Height (cm) | Polarity |
|--------|-----------------|----------------------|-----|----------------|-----------------------|--------------|----------------------------|------------------------|-------------|---------------------|----------------|----------------|-------------|----------|
| 2 | * 5.455 | 49.37 | PK | 34.5 | -18.1 | 0 | 65.77 | - | - | 74 | -8.23 | 281 | 232 | V |
| 6 | * 5.456 | 32.99 | RMS | 34.5 | -18.1 | 1.35 | 50.74 | 54 | -3.26 | - | - | 281 | 232 | V |
| 1 | * 5.46 | 42.35 | PK | 34.5 | -18.2 | 0 | 58.65 | - | - | 74 | -15.35 | 281 | 232 | V |
| 5 | * 5.46 | 32.65 | RMS | 34.5 | -18.2 | 1.35 | 50.3 | 54 | -3.7 | - | - | 281 | 232 | V |
| 4 | 5.463 | 46.54 | PK | 34.5 | -18.1 | 0 | 62.94 | - | - | 68.2 | -5.26 | 281 | 232 | V |
| 3 | 5.47 | 44.16 | PK | 34.5 | -18.1 | 0 | 60.56 | - | - | 68.2 | -7.64 | 281 | 232 | V |

* - indicates frequency in CFR15.205/IC8.10 Restricted Band

PK - Peak detector
 RMS - RMS detection

RESTRICTED BANDEDGE (HIGH CHANNEL 122)

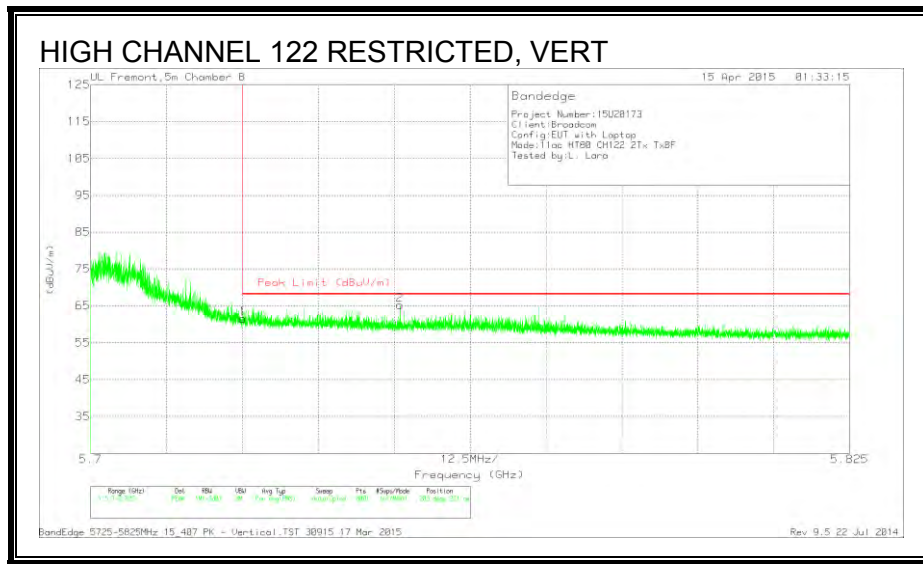


Trace Markers

| Marker | Frequency (GHz) | Meter Reading (dBuV) | Det | AF T345 (dB/m) | Amp/Cbl/Fit r/Pad (dB) | Corrected Reading (dBuV/m) | Peak Limit (dBuV/m) | PK Margin (dB) | Azimuth (Degs) | Height (cm) | Polarity |
|--------|-----------------|----------------------|-----|----------------|------------------------|----------------------------|---------------------|----------------|----------------|-------------|----------|
| 1 | 5.725 | 39.45 | PK | 35 | -17.8 | 56.65 | 68.2 | -11.55 | 96 | 154 | H |
| 2 | 5.738 | 43.83 | PK | 35 | -17.8 | 61.03 | 68.2 | -7.17 | 96 | 154 | H |

* - indicates frequency in CFR15.205/IC8.10 Restricted Band

PK - Peak detector
 RMS - RMS detection



Trace Markers

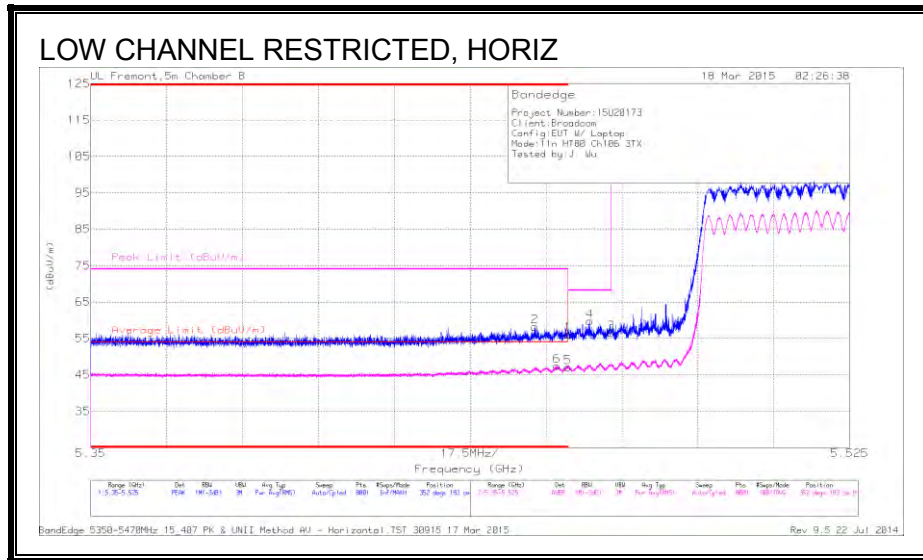
| Marker | Frequency (GHz) | Meter Reading (dBuV) | Det | AF T345 (dB/m) | Amp/Cbl/Fit r/Pad (dB) | Corrected Reading (dBuV/m) | Peak Limit (dBuV/m) | PK Margin (dB) | Azimuth (Degs) | Height (cm) | Polarity |
|--------|-----------------|----------------------|-----|----------------|------------------------|----------------------------|---------------------|----------------|----------------|-------------|----------|
| 1 | 5.725 | 44.34 | PK | 35 | -17.8 | 61.54 | 68.2 | -6.66 | 283 | 221 | V |
| 2 | 5.751 | 47.82 | PK | 35.1 | -17.7 | 65.22 | 68.2 | -2.98 | 283 | 221 | V |

* - indicates frequency in CFR15.205/IC8.10 Restricted Band

PK - Peak detector
 RMS - RMS detection

9.49. TX ABOVE 1 GHz 802.11ac VHT80 CDD 3TX MODE IN THE 5.6 GHz BAND

RESTRICTED BANDEDGE (LOW CHANNEL)

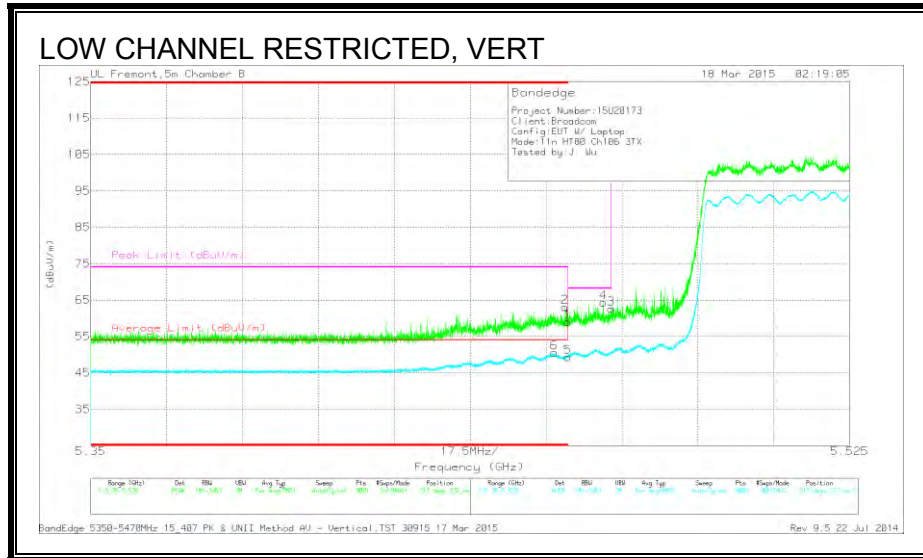


Trace Markers

| Marker | Frequency (GHz) | Meter Reading (dBuV) | Det | AF T345 (dB/m) | Amp/Cbl/Fitr/Pad (dB) | DC Corr (dB) | Corrected Reading (dBuV/m) | Average Limit (dBuV/m) | Margin (dB) | Peak Limit (dBuV/m) | PK Margin (dB) | Azimuth (Degs) | Height (cm) | Polarity |
|--------|-----------------|----------------------|-----|----------------|-----------------------|--------------|----------------------------|------------------------|-------------|---------------------|----------------|----------------|-------------|----------|
| 1 | * 5.46 | 39.78 | PK | 34.5 | -18.2 | -18 | 56.08 | - | - | 74 | -17.92 | 352 | 183 | H |
| 2 | * 5.452 | 41.78 | PK | 34.5 | -18.1 | 0 | 58.18 | - | - | 74 | -15.82 | 352 | 183 | H |
| 5 | * 5.46 | 30.75 | RMS | 34.5 | -18.2 | 0 | 47.05 | 54 | -6.95 | - | - | 352 | 183 | H |
| 6 | * 5.458 | 31.08 | RMS | 34.5 | -18.1 | -18 | 47.48 | 54 | -6.52 | - | - | 352 | 183 | H |
| 4 | 5.465 | 43.28 | PK | 34.5 | -18.1 | 0 | 59.68 | - | - | 68.2 | -8.52 | 352 | 183 | H |
| 3 | 5.47 | 40.14 | PK | 34.5 | -18.1 | 0 | 56.54 | - | - | 68.2 | -11.66 | 352 | 183 | H |

* - indicates frequency in CFR15.205/IC8.10 Restricted Band

PK - Peak detector
 RMS - RMS detection



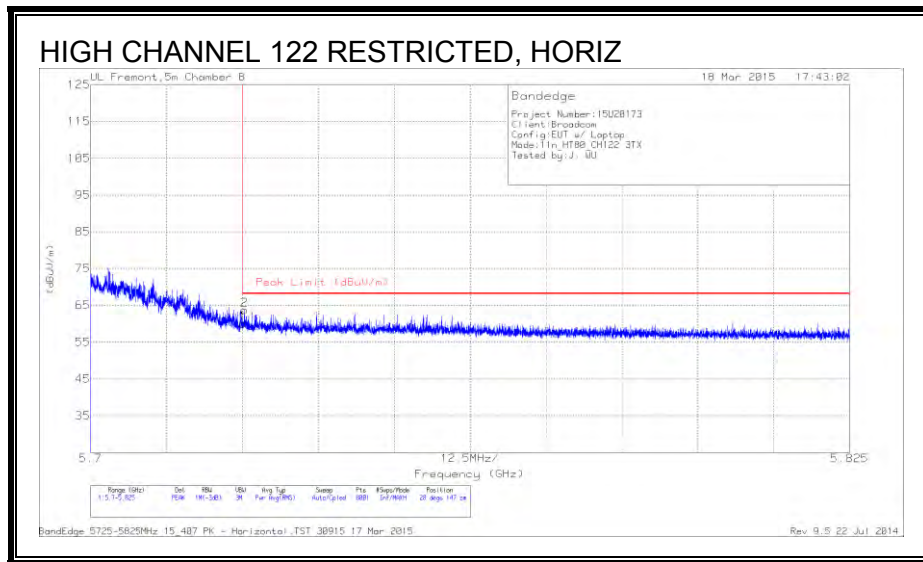
Trace Markers

| Marker | Frequency (GHz) | Meter Reading (dBuV) | Det | AF T345 (dB/m) | Amp/Cb/Fitter/Pad (dB) | DC Corr (dB) | Corrected Reading (dBuV/m) | Average Limit (dBuV/m) | Margin (dB) | Peak Limit (dBuV/m) | PK Margin (dB) | Azimuth (Degs) | Height (cm) | Polarity |
|--------|-----------------|----------------------|-----|----------------|------------------------|--------------|----------------------------|------------------------|-------------|---------------------|----------------|----------------|-------------|----------|
| 6 | * 5.457 | 33.93 | RMS | 34.5 | -18.1 | .18 | 50.51 | 54 | -3.49 | - | - | 217 | 232 | V |
| 2 | * 5.459 | 46.7 | PK | 34.5 | -18.1 | 0 | 63.1 | - | - | 74 | -10.9 | 217 | 232 | V |
| 1 | * 5.46 | 42.72 | PK | 34.5 | -18.2 | 0 | 59.02 | - | - | 74 | -14.98 | 217 | 232 | V |
| 5 | * 5.46 | 32.84 | RMS | 34.5 | -18.2 | .18 | 49.32 | 54 | -4.68 | - | - | 217 | 232 | V |
| 4 | 5.468 | 47.93 | PK | 34.5 | -18.1 | 0 | 64.33 | - | - | 68.2 | -3.87 | 217 | 232 | V |
| 3 | 5.47 | 46.17 | PK | 34.5 | -18.1 | 0 | 62.57 | - | - | 68.2 | -5.63 | 217 | 232 | V |

* - indicates frequency in CFR15.205/IC8.10 Restricted Band

PK - Peak detector
 RMS - RMS detection

RESTRICTED BANDEDGE (HIGH CHANNEL 122)

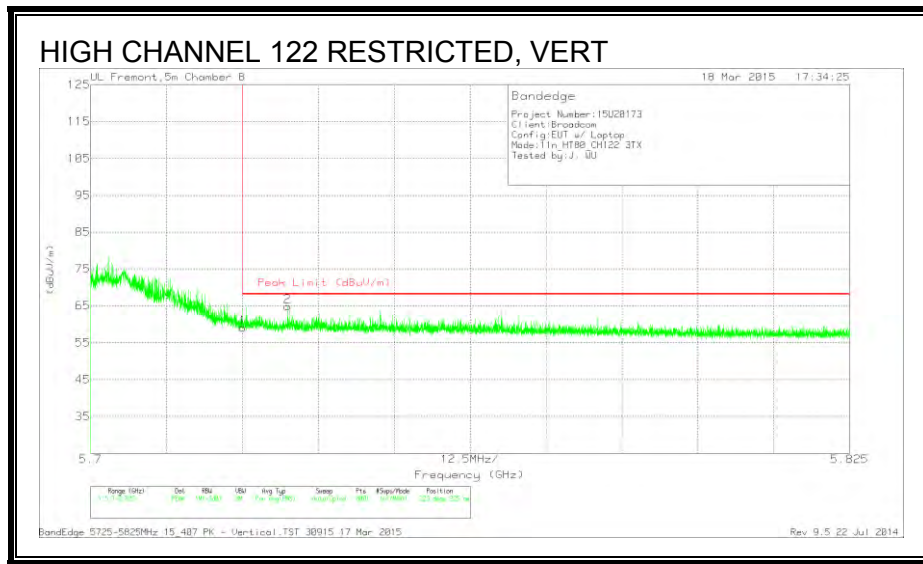


Trace Markers

| Marker | Frequency (GHz) | Meter Reading (dBuV) | Det | AF T345 (dB/m) | Amp/Cbl/Fit r/Pad (dB) | Corrected Reading (dBuV/m) | Peak Limit (dBuV/m) | PK Margin (dB) | Azimuth (Degs) | Height (cm) | Polarity |
|--------|-----------------|----------------------|-----|----------------|------------------------|----------------------------|---------------------|----------------|----------------|-------------|----------|
| 1 | 5.725 | 42.86 | PK | 35 | -17.8 | 60.06 | 68.2 | -8.14 | 28 | 147 | H |
| 2 | 5.725 | 46.57 | PK | 35 | -17.8 | 63.77 | 68.2 | -4.43 | 28 | 147 | H |

* - indicates frequency in CFR15.205/IC8.10 Restricted Band

PK - Peak detector
 RMS - RMS detection



Trace Markers

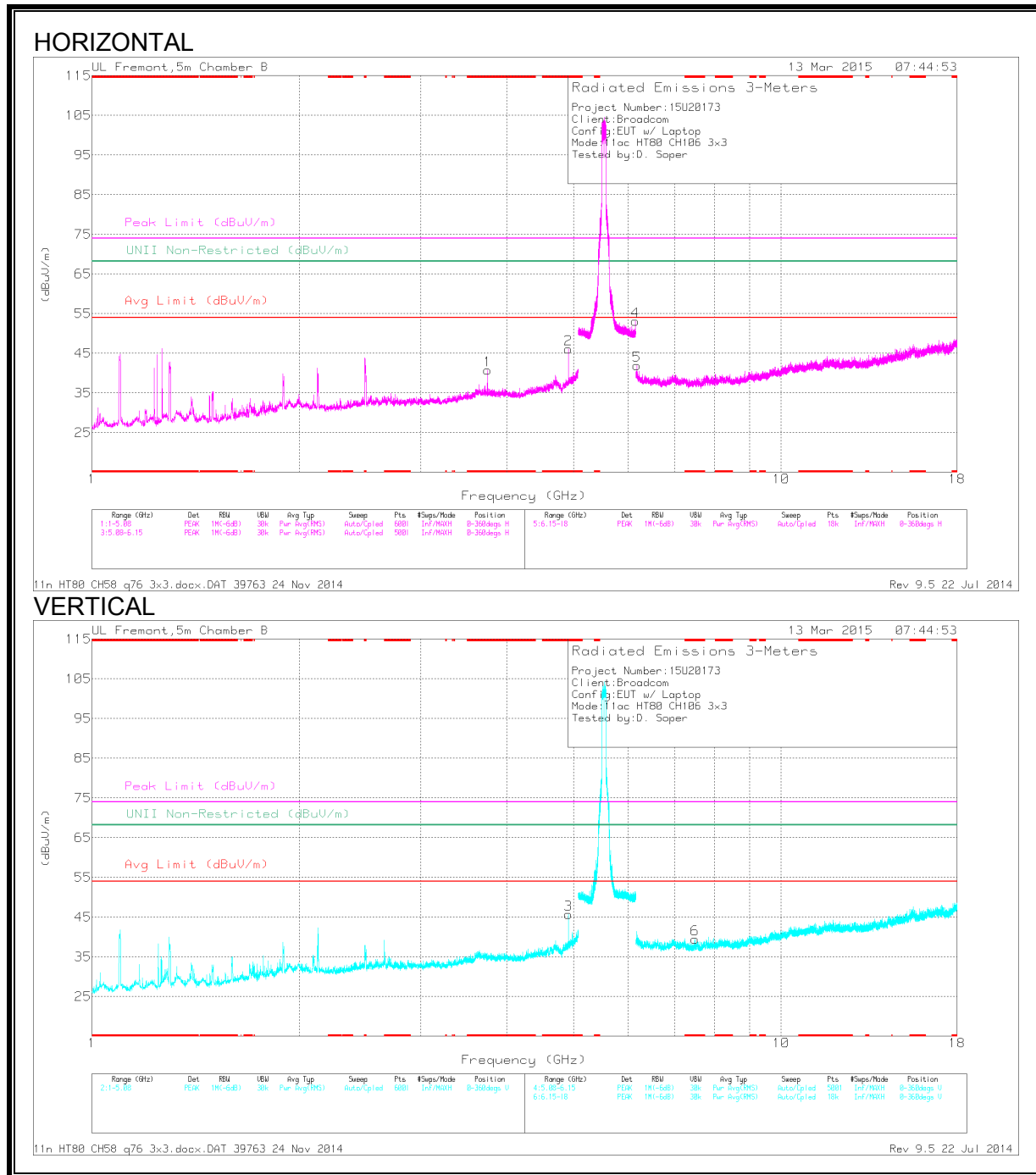
| Marker | Frequency (GHz) | Meter Reading (dBuV) | Det | AF T345 (dB/m) | Amp/Cbl/Fit r/Pad (dB) | Corrected Reading (dBuV/m) | Peak Limit (dBuV/m) | PK Margin (dB) | Azimuth (Degs) | Height (cm) | Polarity |
|--------|-----------------|----------------------|-----|----------------|------------------------|----------------------------|---------------------|----------------|----------------|-------------|----------|
| 1 | 5.725 | 41.91 | PK | 35 | -17.8 | 59.11 | 68.2 | -9.09 | 223 | 225 | V |
| 2 | 5.732 | 47.75 | PK | 35 | -17.9 | 64.85 | 68.2 | -3.35 | 223 | 225 | V |

* - indicates frequency in CFR15.205/IC8.10 Restricted Band

PK - Peak detector
 RMS - RMS detection

HARMONICS AND SPURIOUS EMISSIONS

LOW CHANNEL



Trace Markers

| Marker | Frequency (GHz) | Meter Reading (dBuV) | Det | AF T345 (dBm) | Amp/Cbl/Filtr/Pad (dB) | DC Corr (dB) | Corrected Reading (dBuV/m) | Avg Limit (dBuV/m) | Margin (dB) | Peak Limit (dBuV/m) | PK Margin (dB) | UNII Non-Restricted (dBuV/m) | PK Margin (dB) | Azimuth (Degs) | Height (cm) | Polarity |
|--------|-----------------|----------------------|-----|---------------|------------------------|--------------|----------------------------|--------------------|-------------|---------------------|----------------|------------------------------|----------------|----------------|-------------|----------|
| 1 | * 3.749 | 41.23 | PK1 | 33.5 | -31 | 0 | 43.73 | - | - | 74 | -30.27 | - | - | 358 | 121 | H |
| | * 3.75 | 29.12 | AD1 | 33.5 | -31 | .18 | 31.8 | 54 | -22.2 | - | - | - | - | 358 | 121 | H |
| 2 | * 4.916 | 45.53 | PK1 | 34.1 | -29.1 | 0 | 50.53 | - | - | 74 | -23.47 | - | - | 7 | 104 | H |
| | * 4.916 | 39.31 | AD1 | 34.1 | -29.1 | .18 | 44.49 | 54 | -9.51 | - | - | - | - | 7 | 104 | H |
| 3 | * 7.494 | 38.28 | PK1 | 35.3 | -26.7 | 0 | 46.88 | - | - | 74 | -27.12 | - | - | 226 | 400 | V |
| | * 7.495 | 26.57 | AD1 | 35.3 | -26.7 | .18 | 35.35 | 54 | -18.65 | - | - | - | - | 226 | 400 | V |
| 6 | 6.146 | 40.8 | PK1 | 35.5 | -17.1 | 0 | 59.2 | - | - | - | - | 68.2 | -9 | 238 | 108 | H |
| | 6.173 | 39.45 | PK1 | 35.5 | -28.5 | 0 | 46.45 | - | - | - | - | 68.2 | -21.75 | 227 | 114 | H |
| 4 | 6.144 | 34.65 | PK | 35.5 | -17.1 | 0 | 53.05 | - | - | - | - | 68.2 | -15.15 | 0-360 | 101 | H |
| | 6.173 | 34.99 | PK | 35.5 | -28.5 | 0 | 41.99 | - | - | - | - | 68.2 | -26.21 | 0-360 | 101 | H |

* - indicates frequency in CFR15.205/IC8.10 Restricted Band

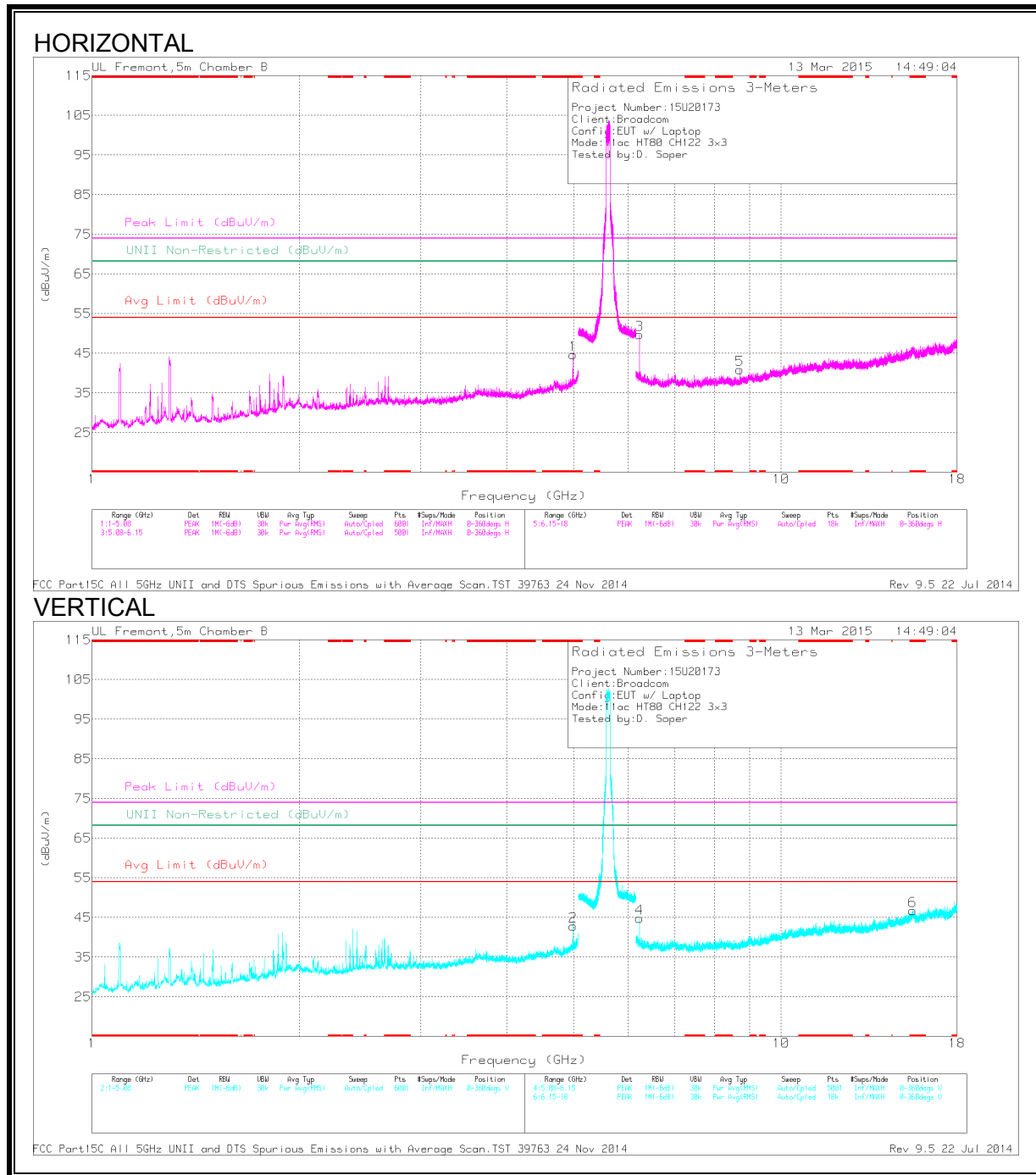
** - indicates frequency covered by BE tests

PK - Peak detector

PK1 - KDB789033 Method: Peak

AD1 - KDB789033 Method: AD Primary Power Average

HIGH CHANNEL 122



Trace Markers

| Marker | Frequency (GHz) | Meter Reading (dBuV) | Det | AF T345 (dB/m) | Amp/Cbl/ Fitr/Pad (dB) | DC Corr (dB) | Corrected Reading (dBuV/m) | Avg Limit (dBuV/m) | Margin (dB) | Peak Limit (dBuV/m) | PK Margin (dB) | UNII Non-Restricted (dBuV/m) | PK Margin (dB) | Azimuth (Degs) | Height (cm) | Polarity |
|--------|-----------------|----------------------|-----|----------------|------------------------|--------------|----------------------------|--------------------|-------------|---------------------|----------------|------------------------------|----------------|----------------|-------------|----------|
| 6 | * 4.987 | 44.63 | PK1 | 34 | -28.2 | 0 | 50.43 | - | - | 74 | -23.57 | - | - | 55 | 184 | H |
| | * 4.987 | 37.74 | AD1 | 34 | -28.2 | .18 | 43.54 | 54 | -10.28 | - | - | - | - | 55 | 184 | H |
| 1 | * 4.987 | 44.33 | PK2 | 34 | -28.2 | 0 | 50.13 | - | - | 74 | -23.87 | - | - | 219 | 113 | V |
| | * 4.987 | 35.79 | AD1 | 34 | -28.2 | .18 | 41.59 | 54 | -12.23 | - | - | - | - | 219 | 113 | V |
| 2 | * 15.53 | 33.77 | PK1 | 40.9 | -20.1 | 0 | 54.57 | - | - | 74 | -19.43 | - | - | 124 | 263 | V |
| | * 15.53 | 22.16 | AD1 | 40.9 | -20.1 | .18 | 43.14 | 54 | -10.86 | - | - | - | - | 124 | 263 | V |
| 3 | 6.233 | 46.71 | PK1 | 35.5 | -28.5 | 0 | 53.71 | - | - | - | - | 68.2 | -14.49 | 35 | 102 | H |
| | 6.233 | 39.97 | PK1 | 35.5 | -28.5 | 0 | 46.97 | - | - | - | - | 68.2 | -21.23 | 35 | 199 | V |
| 5 | 8.715 | 36.54 | PK1 | 35.8 | -26 | 0 | 46.34 | - | - | - | - | 68.2 | -21.86 | 35 | 199 | H |

* - indicates frequency in CFR15.205/IC8.10 Restricted Band

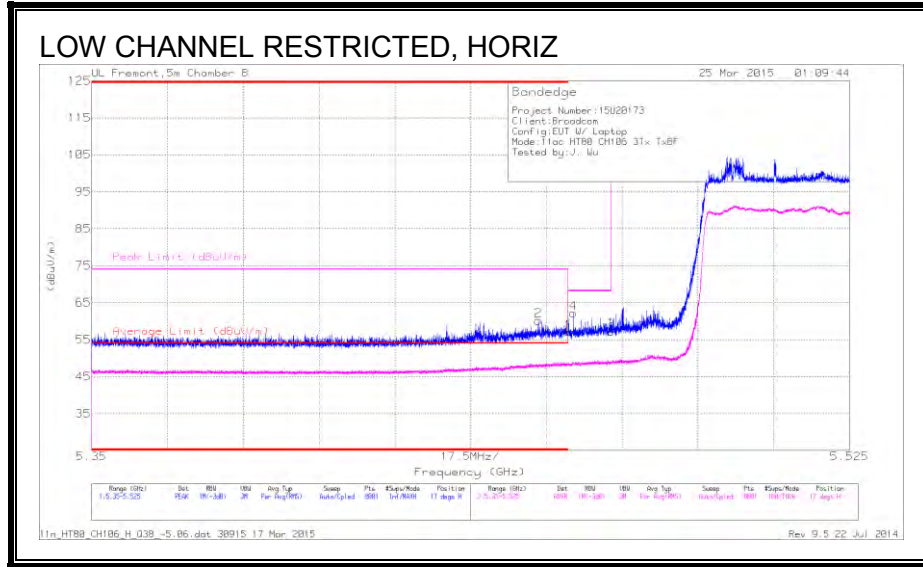
PK - Peak detector

PK1 - KDB789033 Method: Peak

AD1 - KDB789033 Method: AD Primary Power Average

9.50. TX ABOVE 1 GHz 802.11ac VHT80 TxBF 3TX MODE IN THE 5.6 GHz BAND

RESTRICTED BANDEDGE (LOW CHANNEL)

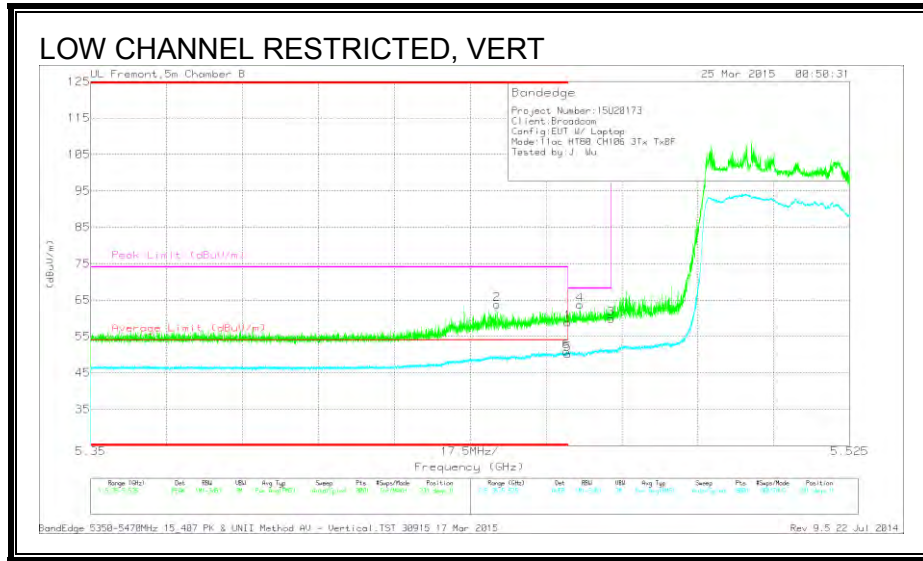


Trace Markers

| Marker | Frequency (GHz) | Meter Reading (dBuV) | Det | AF T345 (dB/m) | Amp/Cb/Filter/Pad (dB) | DC Corr (dB) | Corrected Reading (dBuV/m) | Average Limit (dBuV/m) | Margin (dB) | Peak Limit (dBuV/m) | PK Margin (dB) | Azimuth (Degs) | Height (cm) | Polarity |
|--------|-----------------|----------------------|-----|----------------|------------------------|--------------|----------------------------|------------------------|-------------|---------------------|----------------|----------------|-------------|----------|
| 2 | * 5.453 | 43.77 | PK | 34.5 | -18.1 | 0 | 60.17 | - | - | 74 | -13.83 | 17 | 204 | H |
| 6 | * 5.459 | 31.19 | RMS | 34.5 | -18.1 | 1.35 | 48.94 | 54 | -5.06 | - | - | 17 | 204 | H |
| 1 | * 5.46 | 40.73 | PK | 34.5 | -18.2 | 0 | 57.03 | - | - | 74 | -16.97 | 17 | 204 | H |
| 5 | * 5.46 | 30.9 | RMS | 34.5 | -18.2 | 1.35 | 48.55 | 54 | -5.45 | - | - | 17 | 204 | H |
| 4 | 5.461 | 45.77 | PK | 34.5 | -18.1 | 0 | 62.17 | - | - | 68.2 | -6.03 | 17 | 204 | H |
| 3 | 5.47 | 40.82 | PK | 34.5 | -18.1 | 0 | 57.22 | - | - | 68.2 | -10.98 | 17 | 204 | H |

* - indicates frequency in CFR15.205/IC8.10 Restricted Band

PK - Peak detector
 RMS - RMS detection



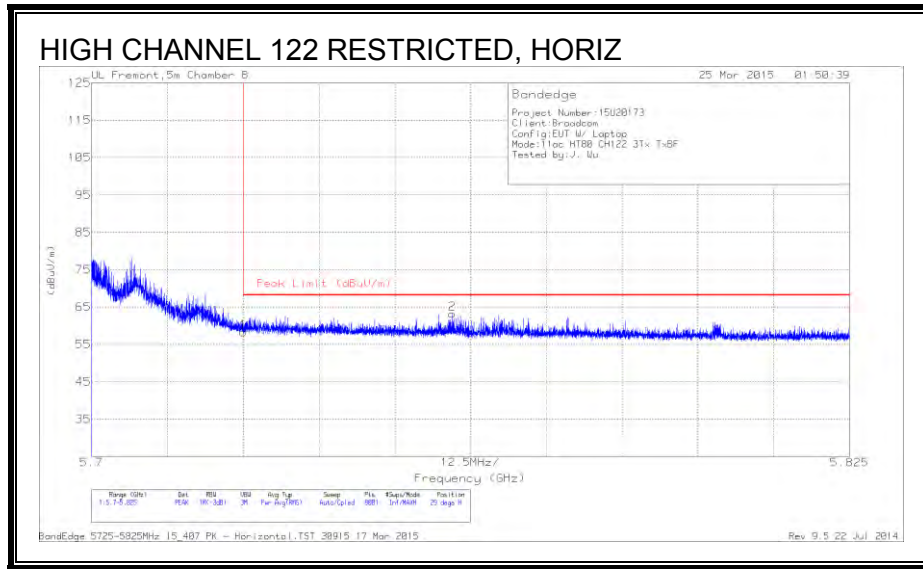
Trace Markers

| Marker | Frequency (GHz) | Meter Reading (dBuV) | Det | AF T345 (dB/m) | Amp/Cb/Fitter/Pad (dB) | DC Corr (dB) | Corrected Reading (dBuV/m) | Average Limit (dBuV/m) | Margin (dB) | Peak Limit (dBuV/m) | PK Margin (dB) | Azimuth (Degs) | Height (cm) | Polarity |
|--------|-----------------|----------------------|-----|----------------|------------------------|--------------|----------------------------|------------------------|-------------|---------------------|----------------|----------------|-------------|----------|
| 2 | * 5.444 | 47.46 | PK | 34.5 | -18.1 | 0 | 63.86 | - | - | 74 | -10.14 | 231 | 172 | V |
| 1 | * 5.46 | 42.59 | PK | 34.5 | -18.2 | 0 | 58.89 | - | - | 74 | -15.11 | 231 | 172 | V |
| 5 | * 5.46 | 32.54 | RMS | 34.5 | -18.2 | 1.35 | 50.19 | 54 | -3.81 | - | - | 231 | 172 | V |
| 6 | * 5.46 | 33.16 | RMS | 34.5 | -18.1 | 1.35 | 50.91 | 54 | -3.09 | - | - | 231 | 172 | V |
| 4 | 5.463 | 47.34 | PK | 34.5 | -18.1 | 0 | 63.74 | - | - | 68.2 | -4.46 | 231 | 172 | V |
| 3 | 5.47 | 43.41 | PK | 34.5 | -18.1 | 0 | 59.81 | - | - | 68.2 | -8.39 | 231 | 172 | V |

* - indicates frequency in CFR15.205/IC8.10 Restricted Band

PK - Peak detector
 RMS - RMS detection

RESTRICTED BANDEGE (HIGH CHANNEL 122)

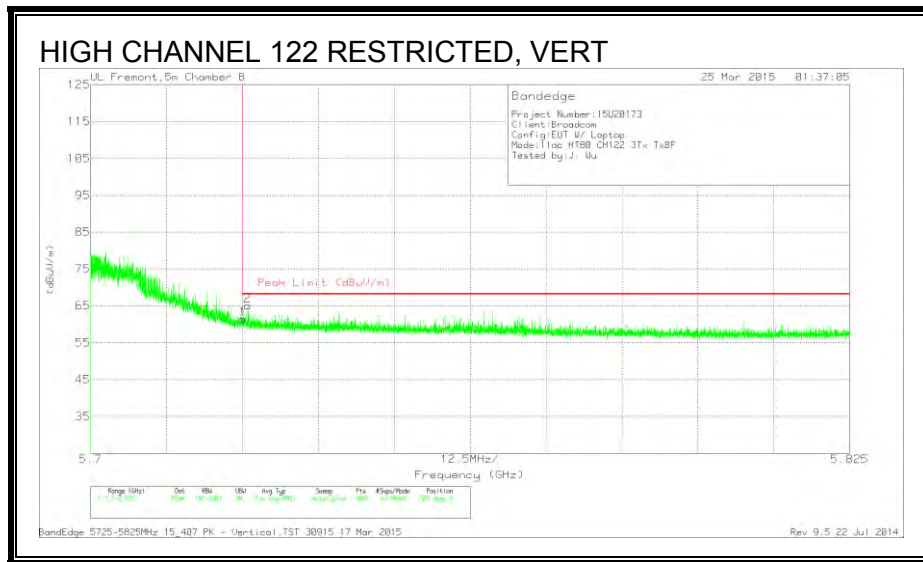


Trace Markers

| Marker | Frequency (GHz) | Meter Reading (dBuV) | Det | AF T345 (dB/m) | Amp/Cbl/Flt r/Pad (dB) | Corrected Reading (dBuV/m) | Peak Limit (dBuV/m) | PK Margin (dB) | Azimuth (Degs) | Height (cm) | Polarity |
|--------|-----------------|----------------------|-----|----------------|------------------------|----------------------------|---------------------|----------------|----------------|-------------|----------|
| 1 | 5.725 | 41.09 | PK | 35 | -17.8 | 58.29 | 68.2 | -9.91 | 29 | 168 | H |
| 2 | 5.76 | 45.73 | PK | 35.1 | -17.6 | 63.23 | 68.2 | -4.97 | 29 | 168 | H |

* - indicates frequency in CFR15.205/IC8.10 Restricted Band

PK - Peak detector
 RMS - RMS detection



Trace Markers

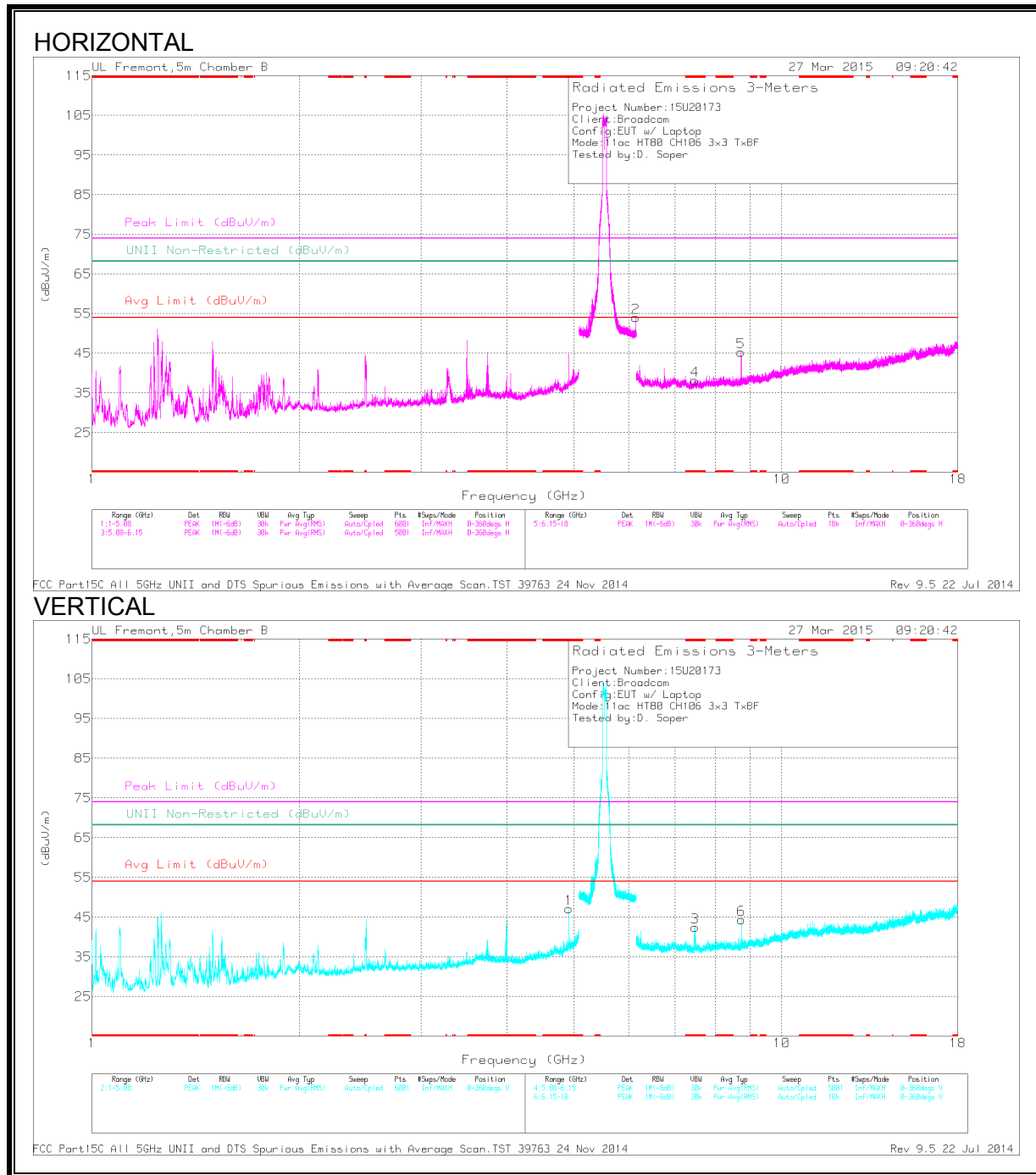
| Marker | Frequency (GHz) | Meter Reading (dBuV) | Det | AF T345 (dB/m) | Amp/Cbl/Flt r/Pad (dB) | Corrected Reading (dBuV/m) | Peak Limit (dBuV/m) | PK Margin (dB) | Azimuth (Degs) | Height (cm) | Polarity |
|--------|-----------------|----------------------|-----|----------------|------------------------|----------------------------|---------------------|----------------|----------------|-------------|----------|
| 1 | 5.725 | 44.17 | PK | 35 | -17.8 | 61.37 | 68.2 | -6.83 | 209 | 224 | V |
| 2 | 5.726 | 47.94 | PK | 35 | -17.8 | 65.14 | 68.2 | -3.06 | 209 | 224 | V |

* - indicates frequency in CFR15.205/IC8.10 Restricted Band

PK - Peak detector
 RMS - RMS detection

HARMONICS AND SPURIOUS EMISSIONS

LOW CHANNEL



Trace Markers

| Marker | Frequency (GHz) | Meter Reading (dBuV) | Det | AF T345 (dBm) | Amp/Cbl/Filtr/Pad (dB) | DC Corr (dB) | Corrected Reading (dBuV/m) | Avg Limit (dBuV/m) | Margin (dB) | Peak Limit (dBuV/m) | PK Margin (dB) | UNII Non-Restricted (dBuV/m) | PK Margin (dB) | Azimuth (Degs) | Height (cm) | Polarity |
|--------|-----------------|----------------------|-----|---------------|------------------------|--------------|----------------------------|--------------------|-------------|---------------------|----------------|------------------------------|----------------|----------------|-------------|----------|
| 1 | * 4.915 | 46.02 | PK1 | 34.1 | -29.1 | 0 | 51.02 | - | - | 74 | -22.98 | - | - | 220 | 200 | V |
| | * 4.915 | 38.8 | AD1 | 34.1 | -29.1 | 1.35 | 45.15 | 54 | -8.85 | - | - | - | - | 220 | 200 | V |
| 4 | * 7.486 | 37.54 | PK1 | 35.3 | -26.6 | 0 | 46.24 | - | - | 74 | -27.76 | - | - | 238 | 203 | H |
| | * 7.486 | 26.39 | AD1 | 35.3 | -26.6 | 1.35 | 36.44 | 54 | -17.56 | - | - | - | - | 238 | 203 | H |
| 3 | * 7.49 | 44.38 | PK1 | 35.3 | -26.6 | 0 | 53.08 | - | - | 74 | -20.92 | - | - | 270 | 116 | V |
| | * 7.493 | 26.12 | AD1 | 35.3 | -26.7 | 1.35 | 36.07 | 54 | -17.93 | - | - | - | - | 270 | 116 | V |
| 2 | 6.143 | 40.37 | PK1 | 35.5 | -17.2 | 0 | 58.67 | - | - | - | - | 68.2 | -9.53 | 238 | 198 | H |
| | 8.731 | 43.03 | PK1 | 35.8 | -25.9 | 0 | 52.93 | - | - | - | - | 68.2 | -15.27 | 238 | 149 | H |
| 6 | 8.746 | 34.49 | PK | 35.8 | -25.9 | 0 | 44.39 | - | - | - | - | 68.2 | -23.81 | 0-360 | 101 | V |

* - indicates frequency in CFR15.205/IC8.10 Restricted Band

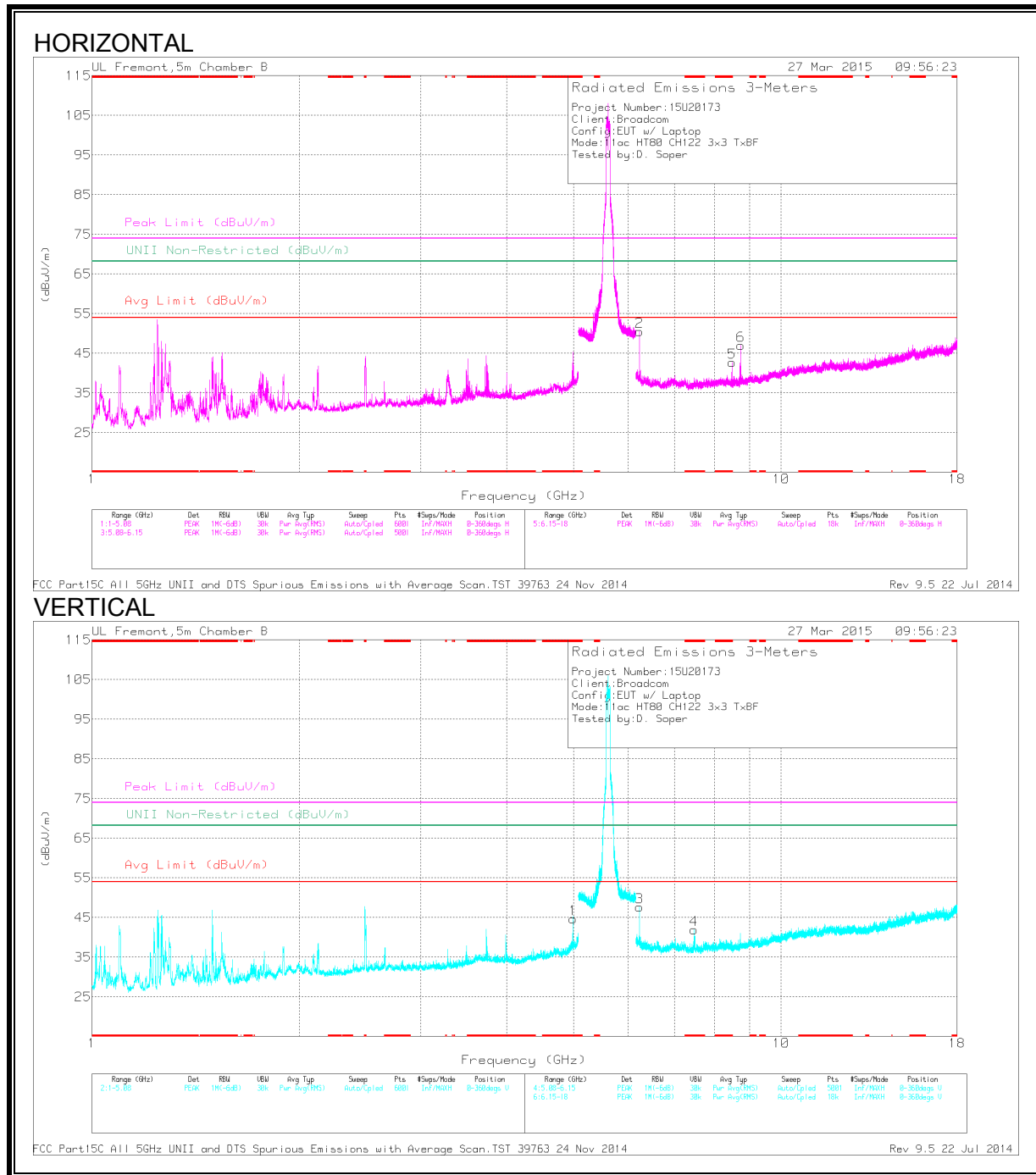
** - indicates frequency covered by BE tests

PK - Peak detector

PK1 - KDB789033 Method: Peak

AD1 - KDB789033 Method: AD Primary Power Average

HIGH CHANNEL 122



Trace Markers

| Marker | Frequency (GHz) | Meter Reading (dBuV) | Det | AF T345 (dBm) | Amp/Cbl/Filtr/Pad (dB) | DC Corr (dB) | Corrected Reading (dBuV/m) | Avg Limit (dBuV/m) | Margin (dB) | Peak Limit (dBuV/m) | PK Margin (dB) | UNII Non-Restricted (dBuV/m) | PK Margin (dB) | Azimuth (Degs) | Height (cm) | Polarity |
|--------|-----------------|----------------------|-----|---------------|------------------------|--------------|----------------------------|--------------------|-------------|---------------------|----------------|------------------------------|----------------|----------------|-------------|----------|
| 1 | * 4.987 | 44.99 | PK1 | 34 | -28.2 | 0 | 50.79 | - | - | 74 | -23.21 | - | - | 210 | 238 | V |
| | * 4.987 | 37.31 | AD1 | 34 | -28.2 | 1.35 | 44.46 | 54 | -9.54 | - | - | - | - | 210 | 238 | V |
| 5 | * 8.484 | 39.87 | PK1 | 35.7 | -26.2 | 0 | 49.37 | - | - | 74 | -24.63 | - | - | 186 | 199 | H |
| | * 8.483 | 25.58 | AD1 | 35.7 | -26.2 | 1.35 | 36.43 | 54 | -17.57 | - | - | - | - | 186 | 199 | H |
| 4 | * 7.473 | 44.87 | PK1 | 35.3 | -26.7 | 0 | 53.47 | - | - | 74 | -20.53 | - | - | 186 | 102 | V |
| | * 7.471 | 25.96 | AD1 | 35.3 | -26.7 | 1.35 | 35.91 | 54 | -18.09 | - | - | - | - | 186 | 102 | V |
| 2 | 6.233 | 47.4 | PK1 | 35.5 | -28.5 | 0 | 54.4 | - | - | - | - | 68.2 | -13.8 | 35 | 188 | H |
| 3 | 6.234 | 46.34 | PK1 | 35.5 | -28.5 | 0 | 53.34 | - | - | - | - | 68.2 | -14.86 | 215 | 204 | V |
| 6 | 8.744 | 44.29 | PK1 | 35.8 | -25.9 | 0 | 54.19 | - | - | - | - | 68.2 | -14.01 | 128 | 237 | H |

* - indicates frequency in CFR15.205/IC8.10 Restricted Band

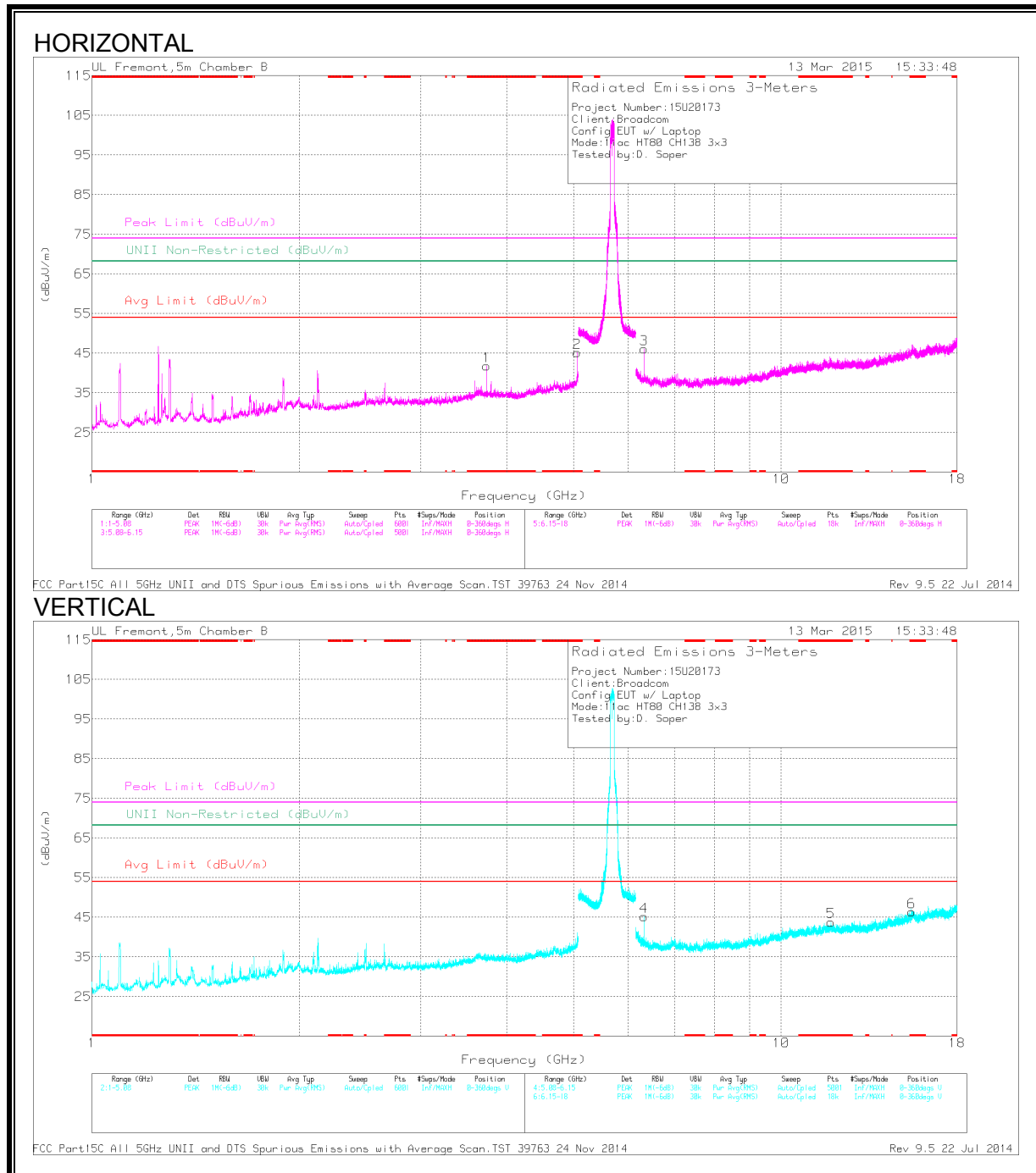
PK - Peak detector

PK1 - KDB789033 Method: Peak

AD1 - KDB789033 Method: AD Primary Power Average

9.52. TX ABOVE 1 GHz 802.11ac VHT80 3TX CDD MODE CHANNEL 138

HARMONICS AND SPURIOUS EMISSIONS



Trace Markers

| Marker | Frequency (GHz) | Meter Reading (dBuV) | Det | AF T345 (dBm) | Amp/Cbl/ Ftr/Pad (dB) | DC Corr (dB) | Corrected Reading (dBuV/m) | Avg Limit (dBuV/m) | Margin (dB) | Peak Limit (dBuV/m) | PK Margin (dB) | UNII Non-Restricted (dBuV/m) | PK Margin (dB) | Azimuth (Degs) | Height (cm) | Polarity |
|--------|-----------------|----------------------|-----|---------------|-----------------------|--------------|----------------------------|--------------------|-------------|---------------------|----------------|------------------------------|----------------|----------------|-------------|----------|
| 1 | * 3.737 | 41.87 | PK1 | 33.5 | -31 | 0 | 44.37 | - | - | 74 | -29.63 | - | - | 244 | 185 | H |
| | * 3.74 | 28.93 | AD1 | 33.5 | -31 | .18 | 31.61 | 54 | -22.39 | - | - | - | - | 244 | 185 | H |
| 2 | * 5.058 | 44.36 | PK1 | 34 | -27.8 | 0 | 50.56 | - | - | 74 | -23.44 | - | - | 29 | 202 | H |
| | * 5.058 | 37.5 | AD1 | 34 | -27.8 | .18 | 43.88 | 54 | -10.12 | - | - | - | - | 29 | 202 | H |
| 5 | * | 34.72 | PK1 | 38.6 | -22.1 | 0 | 51.22 | - | - | 74 | -22.78 | - | - | 264 | 185 | V |
| | * | 11.802 | | | | | | | | | | | | | | |
| | * | 15.478 | PK1 | 40.9 | -21.1 | 0 | 53.64 | - | - | 74 | -20.36 | - | - | 119 | 217 | V |
| 6 | * 15.48 | 22.61 | AD1 | 40.9 | -21.1 | .18 | 42.59 | 54 | -11.41 | - | - | - | - | 119 | 217 | V |
| | 6.322 | 43.91 | PK1 | 35.6 | -28.4 | 0 | 51.11 | - | - | - | - | 68.2 | -17.09 | 53 | 103 | H |
| 3 | 6.322 | 43.76 | PK1 | 35.6 | -28.4 | 0 | 50.96 | - | - | - | - | 68.2 | -17.24 | 258 | 105 | V |
| 4 | 6.322 | 37.99 | PK | 35.6 | -28.4 | 0 | 45.19 | - | - | - | - | 68.2 | -23.01 | 0-360 | 101 | V |

* - indicates frequency in CFR15.205/IC8.10 Restricted Band

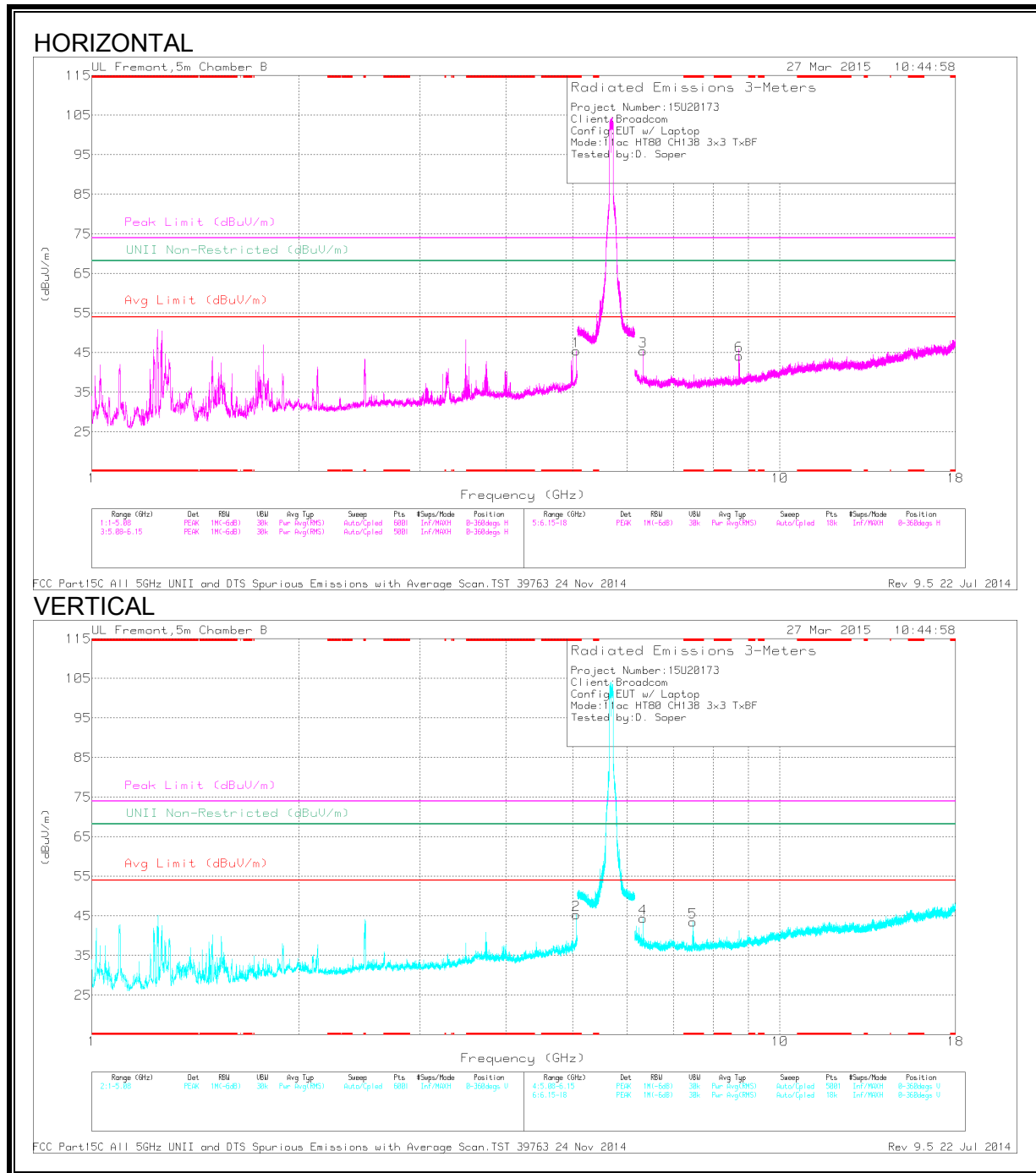
PK - Peak detector

PK1 - KDB789033 Method: Peak

AD1 - KDB789033 Method: AD Primary Power Average

9.53. TX ABOVE 1 GHz 802.11ac VHT80 TxBF 3TX MODE CHANNEL 138

HARMONICS AND SPURIOUS EMISSIONS



Trace Markers

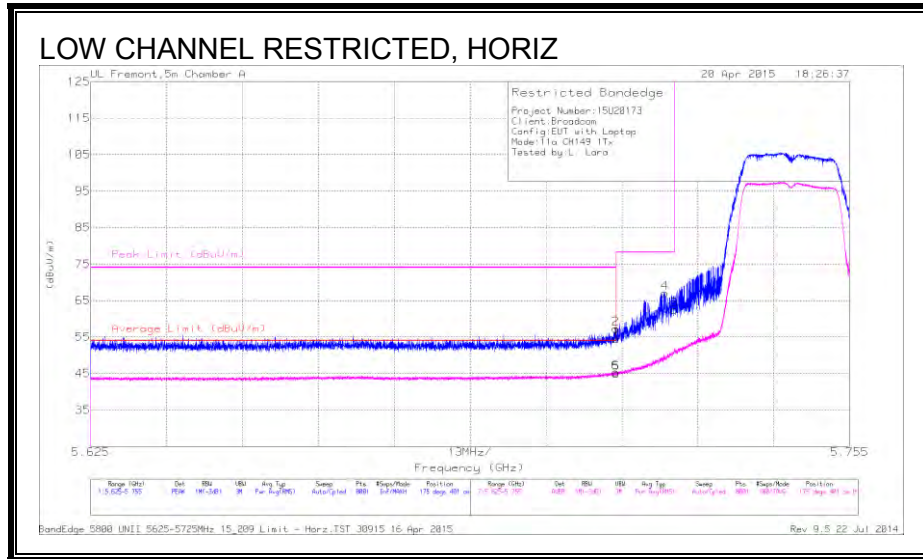
| Marker | Frequency (GHz) | Meter Reading (dBuV) | Det | AF T345 (dBm) | Amp/Cbl/ Ftr/Pad (dB) | DC Corr (dB) | Corrected Reading (dBuV/m) | Avg Limit (dBuV/m) | Margin (dB) | Peak Limit (dBuV/m) | PK Margin (dB) | UNII Non-Restricted (dBuV/m) | PK Margin (dB) | Azimuth (Degs) | Height (cm) | Polarity |
|--------|-----------------|----------------------|-----|---------------|-----------------------|--------------|----------------------------|--------------------|-------------|---------------------|----------------|------------------------------|----------------|----------------|-------------|----------|
| 1 | * 5.058 | 45.68 | PK1 | 34 | -27.8 | 0 | 51.88 | - | - | 74 | -22.12 | - | - | 26 | 151 | H |
| | * 5.058 | 38.28 | AD1 | 34 | -27.8 | 1.35 | 45.83 | 54 | -8.17 | - | - | - | - | 26 | 151 | H |
| 2 | * 5.058 | 45.27 | PK1 | 34 | -27.8 | 0 | 51.47 | - | - | 74 | -22.53 | - | - | 212 | 104 | V |
| | * 5.058 | 37.53 | AD1 | 34 | -27.8 | 1.35 | 45.08 | 54 | -8.92 | - | - | - | - | 212 | 104 | V |
| 5 | * 7.471 | 40.58 | PK1 | 35.3 | -26.7 | 0 | 49.18 | - | - | 74 | -24.82 | - | - | 216 | 102 | V |
| | 6.322 | 40.63 | PK1 | 35.6 | -28.4 | 0 | 47.83 | - | - | - | - | 68.2 | -20.37 | 219 | 208 | H |
| 3 | 6.322 | 44.55 | PK1 | 35.6 | -28.4 | 0 | 51.75 | - | - | - | - | 68.2 | -16.45 | 216 | 203 | V |
| 4 | 8.726 | 48.54 | PK1 | 35.8 | -26 | 0 | 58.34 | - | - | - | - | 68.2 | -9.86 | 219 | 102 | H |
| 6 | 8.724 | 34.41 | PK | 35.8 | -26 | 0 | 44.21 | - | - | - | - | 68.2 | -23.99 | 0-360 | 101 | H |

* - indicates frequency in CFR15.205/IC8.10 Restricted Band

PK - Peak detector
 PK1 - KDB789033 Method: Peak
 AD1 - KDB789033 Method: AD Primary Power Average

9.54. TX ABOVE 1 GHz 802.11a 1Tx MODE IN THE 5.8 GHz BAND

RESTRICTED BANDEDGE (LOW CHANNEL)

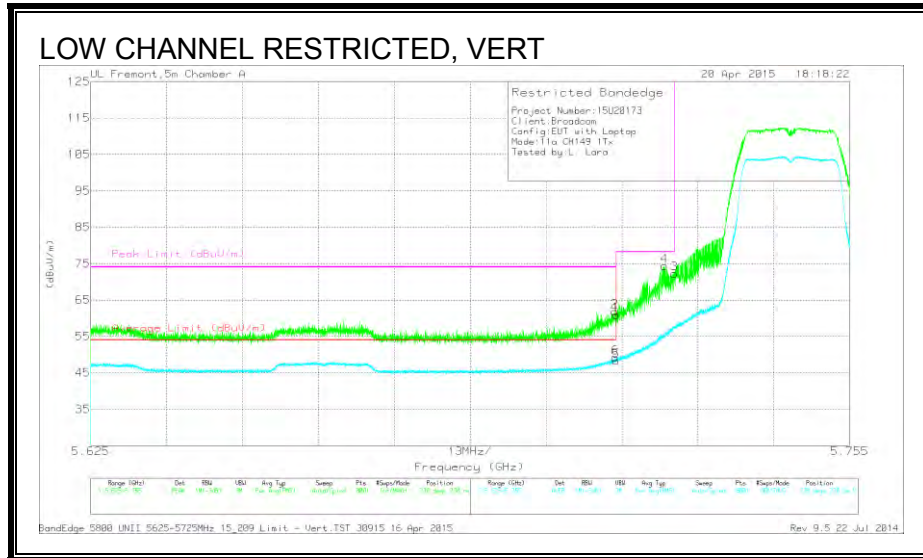


Trace Markers

| Marker | Frequency (GHz) | Meter Reading (dBuV) | Det | AF T136 (dB/m) | Amp/Cbl/Filtr/Pad (dB) | Corrected Reading (dBuV/m) | Average Limit (dBuV/m) | Margin (dB) | Peak Limit (dBuV/m) | PK Margin (dB) | Azimuth (Degs) | Height (cm) | Polarity |
|--------|-----------------|----------------------|-----|----------------|------------------------|----------------------------|------------------------|-------------|---------------------|----------------|----------------|-------------|----------|
| 1 | 5.715 | 40.14 | PK | 34.7 | -20.4 | 54.44 | - | - | 74 | -19.56 | 175 | 401 | H |
| 2 | 5.715 | 42.97 | PK | 34.7 | -20.4 | 57.27 | - | - | 74 | -16.73 | 175 | 401 | H |
| 5 | 5.715 | 30.62 | RMS | 34.7 | -20.4 | 44.92 | 54 | -9.08 | - | - | 175 | 401 | H |
| 6 | 5.715 | 31.03 | RMS | 34.7 | -20.4 | 45.33 | 54 | -8.67 | - | - | 175 | 401 | H |
| 4 | 5.723 | 52.78 | PK | 34.7 | -20.4 | 67.08 | - | - | 78.2 | -11.12 | 175 | 401 | H |
| 3 | 5.725 | 48.2 | PK | 34.7 | -20.4 | 62.5 | - | - | 78.2 | -15.7 | 175 | 401 | H |

* - indicates frequency in CFR15.205/IC8.10 Restricted Band

PK - Peak detector
 RMS - RMS detection



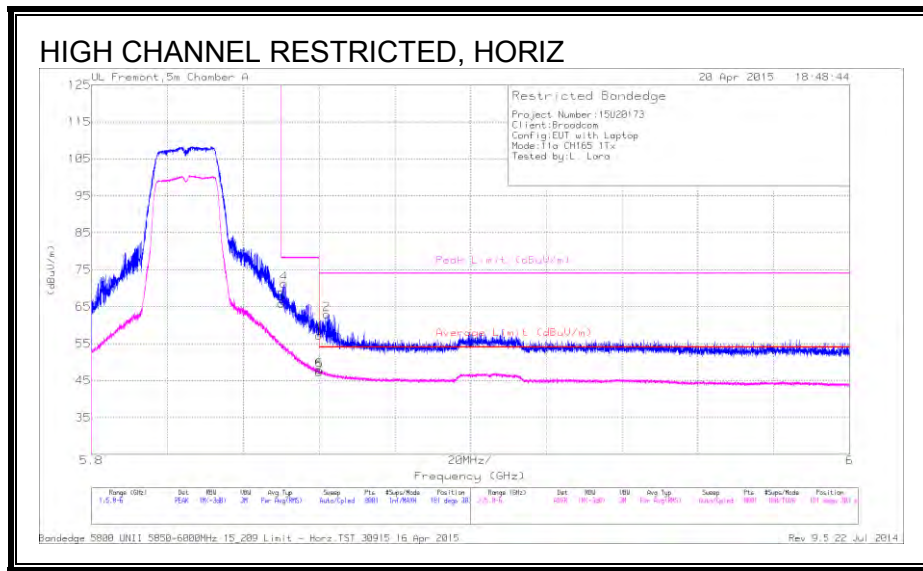
Trace Markers

| Marker | Frequency (GHz) | Meter Reading (dBuV) | Det | AF T136 (dB/m) | Amp/Cbl/Fitr/Pad (dB) | Corrected Reading (dBuV/m) | Average Limit (dBuV/m) | Margin (dB) | Peak Limit (dBuV/m) | PK Margin (dB) | Azimuth (Degs) | Height (cm) | Polarity |
|--------|-----------------|----------------------|-----|----------------|-----------------------|----------------------------|------------------------|-------------|---------------------|----------------|----------------|-------------|----------|
| 1 | 5.715 | 46.61 | PK | 34.7 | -20.4 | 60.91 | - | - | 74 | -13.09 | 238 | 230 | V |
| 2 | 5.715 | 47.56 | PK | 34.7 | -20.4 | 61.86 | - | - | 74 | -12.14 | 238 | 230 | V |
| 5 | 5.715 | 34.06 | RMS | 34.7 | -20.4 | 48.36 | 54 | -5.64 | - | - | 238 | 230 | V |
| 6 | 5.715 | 34.87 | RMS | 34.7 | -20.4 | 49.17 | 54 | -4.83 | - | - | 238 | 230 | V |
| 4 | 5.723 | 60.08 | PK | 34.7 | -20.4 | 74.38 | - | - | 78.2 | -3.82 | 238 | 230 | V |
| 3 | 5.725 | 57.92 | PK | 34.7 | -20.4 | 72.22 | - | - | 78.2 | -5.98 | 238 | 230 | V |

* - indicates frequency in CFR15.205/IC8.10 Restricted Band

PK - Peak detector
 RMS - RMS detection

RESTRICTED BANDEDGE (HIGH CHANNEL)

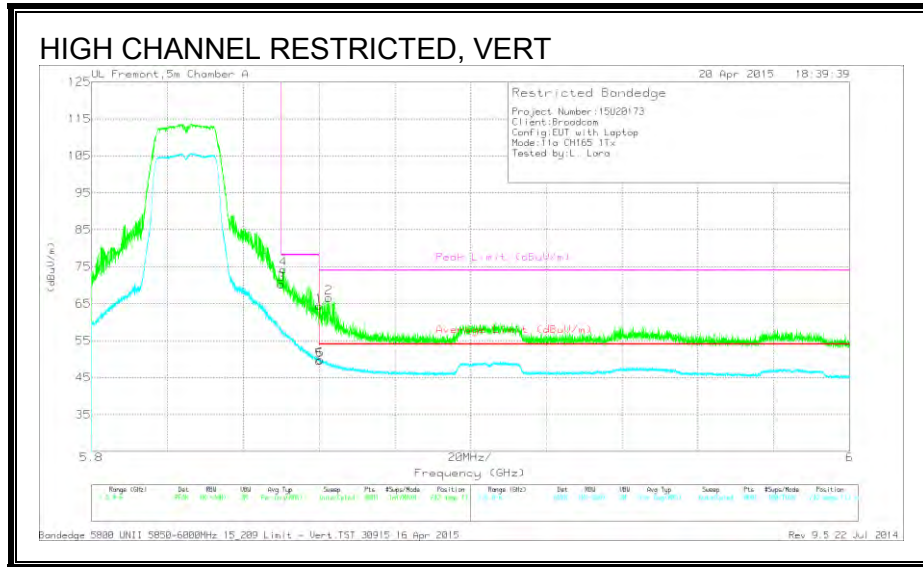


Trace Markers

| Marker | Frequency (GHz) | Meter Reading (dBuV) | Det | AF T136 (dB/m) | Amp/Cbl/Fitr/Pad (dB) | Corrected Reading (dBuV/m) | Average Limit (dBuV/m) | Margin (dB) | Peak Limit (dBuV/m) | PK Margin (dB) | Azimuth (Degs) | Height (cm) | Polarity |
|--------|-----------------|----------------------|-----|----------------|-----------------------|----------------------------|------------------------|-------------|---------------------|----------------|----------------|-------------|----------|
| 3 | 5.85 | 51.2 | PK | 35.1 | -20.4 | 65.9 | - | - | 78.2 | -12.3 | 181 | 303 | H |
| 4 | 5.851 | 56.5 | PK | 35.1 | -20.4 | 71.2 | - | - | 78.2 | -7 | 181 | 303 | H |
| 1 | 5.86 | 42.47 | PK | 35.1 | -20.4 | 57.17 | - | - | 74 | -16.83 | 181 | 303 | H |
| 5 | 5.86 | 32.61 | RMS | 35.1 | -20.4 | 47.31 | 54 | -6.69 | - | - | 181 | 303 | H |
| 6 | 5.86 | 33.16 | RMS | 35.1 | -20.4 | 47.86 | 54 | -6.14 | - | - | 181 | 303 | H |
| 2 | 5.862 | 48.26 | PK | 35.1 | -20.4 | 62.96 | - | - | 74 | -11.04 | 181 | 303 | H |

* - indicates frequency in CFR15.205/IC8.10 Restricted Band

PK - Peak detector
 RMS - RMS detection



Trace Markers

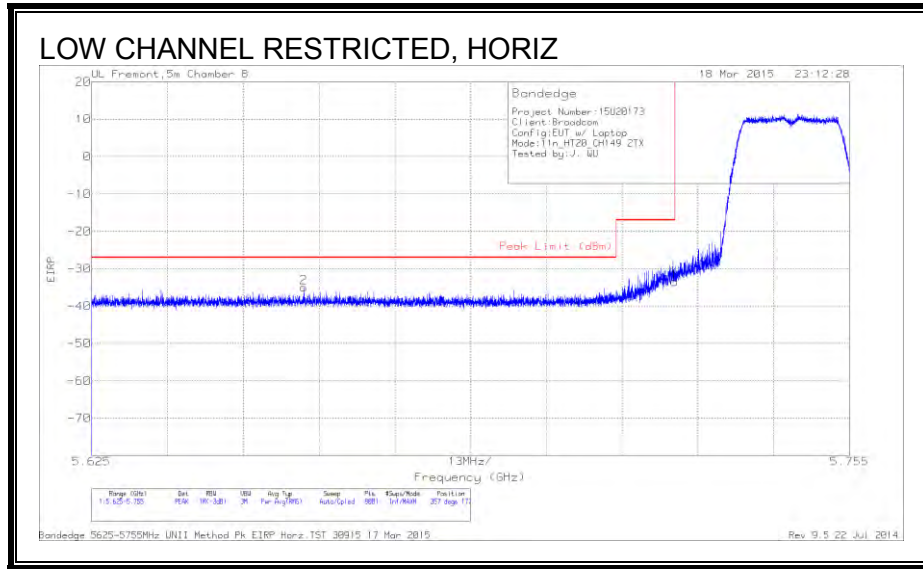
| Marker | Frequency (GHz) | Meter Reading (dBuV) | Det | AF T136 (dB/m) | Amp/Cbl/Ftr/Pad (dB) | Corrected Reading (dBuV/m) | Average Limit (dBuV/m) | Margin (dB) | Peak Limit (dBuV/m) | PK Margin (dB) | Azimuth (Degs) | Height (cm) | Polarity |
|--------|-----------------|----------------------|-----|----------------|----------------------|----------------------------|------------------------|-------------|---------------------|----------------|----------------|-------------|----------|
| 3 | 5.85 | 55.57 | PK | 35.1 | -20.4 | 70.27 | - | - | 78.2 | -7.93 | 242 | 113 | V |
| 4 | 5.851 | 59.63 | PK | 35.1 | -20.4 | 74.33 | - | - | 78.2 | -3.87 | 242 | 113 | V |
| 1 | 5.86 | 49.71 | PK | 35.1 | -20.4 | 64.41 | - | - | 74 | -9.59 | 242 | 113 | V |
| 5 | 5.86 | 34.9 | RMS | 35.1 | -20.4 | 49.6 | 54 | -4.4 | - | - | 242 | 113 | V |
| 6 | 5.86 | 35.1 | RMS | 35.1 | -20.4 | 49.8 | 54 | -4.2 | - | - | 242 | 113 | V |
| 2 | 5.863 | 51.92 | PK | 35.1 | -20.4 | 66.62 | - | - | 74 | -7.38 | 242 | 113 | V |

* - indicates frequency in CFR15.205/IC8.10 Restricted Band

PK - Peak detector
 RMS - RMS detection

9.55. TX ABOVE 1 GHz 802.11n HT20 CDD 2TX MODE IN THE 5.8 GHz BAND

RESTRICTED BANDEDGE (LOW CHANNEL)

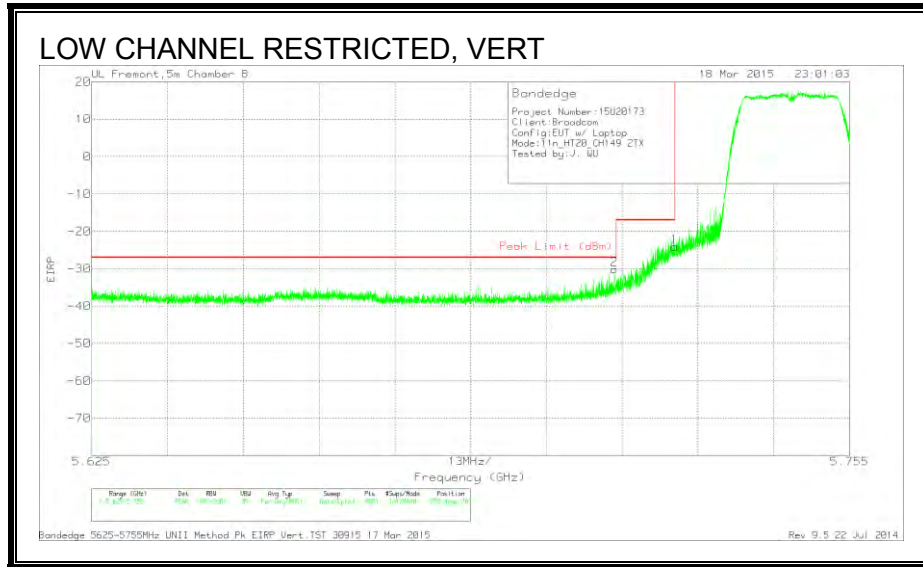


Trace Markers

| Marker | Frequency (GHz) | Meter Reading (dBm) | Det | AF T345 (dB/m) | Amp/Cbl/F ltr/Pad (dB) | Conversion Factor (dB) | Corrected Reading EIRP | Peak Limit (dBm) | PK Margin (dB) | Azimuth (Degs) | Height (cm) | Polarity |
|--------|-----------------|---------------------|-----|----------------|------------------------|------------------------|------------------------|------------------|----------------|----------------|-------------|----------|
| 2 | 5.661 | -63.7 | PK | 34.9 | -18 | 11.8 | -35 | -27 | -8 | 357 | 177 | H |
| 1 | 5.725 | -62.49 | PK | 35 | -17.8 | 11.8 | -33.49 | -17 | -16.49 | 357 | 177 | H |

* - indicates frequency in CFR15.205/IC8.10 Restricted Band

PK - Peak detector
 RMS - RMS detection



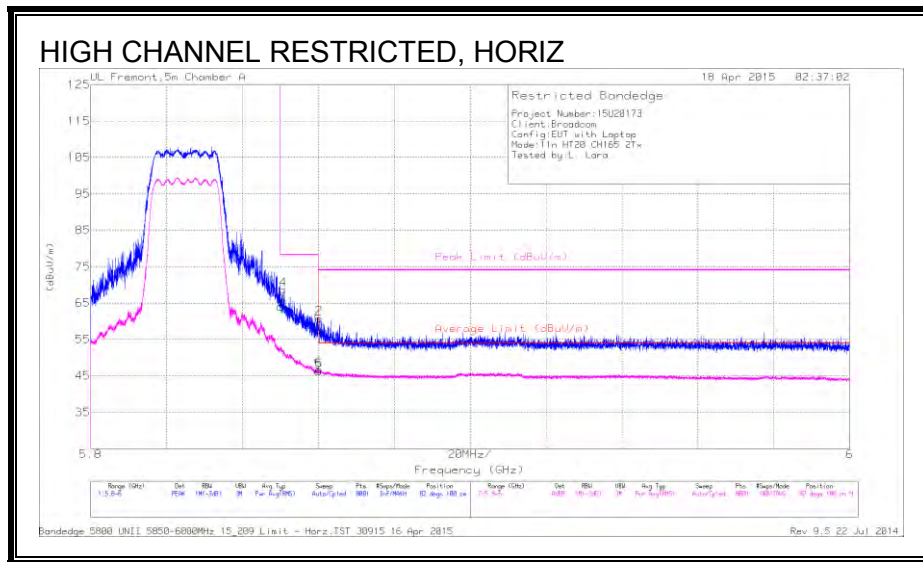
Trace Markers

| Marker | Frequency (GHz) | Meter Reading (dBm) | Det | AF T345 (dB/m) | Amp/Cb/F ltr/Pad (dB) | Conversion Factor (dB) | Corrected Reading EIRP | Peak Limit (dBm) | PK Margin (dB) | Azimuth (Degs) | Height (cm) | Polarity |
|--------|-----------------|---------------------|-----|----------------|-----------------------|------------------------|------------------------|------------------|----------------|----------------|-------------|----------|
| 2 | 5.715 | -59.18 | PK | 35 | -17.8 | 11.8 | -30.18 | -27 | -3.18 | 205 | 209 | V |
| 1 | 5.725 | -53.13 | PK | 35 | -17.8 | 11.8 | -24.13 | -17 | -7.13 | 205 | 209 | V |

* - indicates frequency in CFR15.205/IC8.10 Restricted Band

PK - Peak detector
 RMS - RMS detection

RESTRICTED BANDEDGE (HIGH CHANNEL)

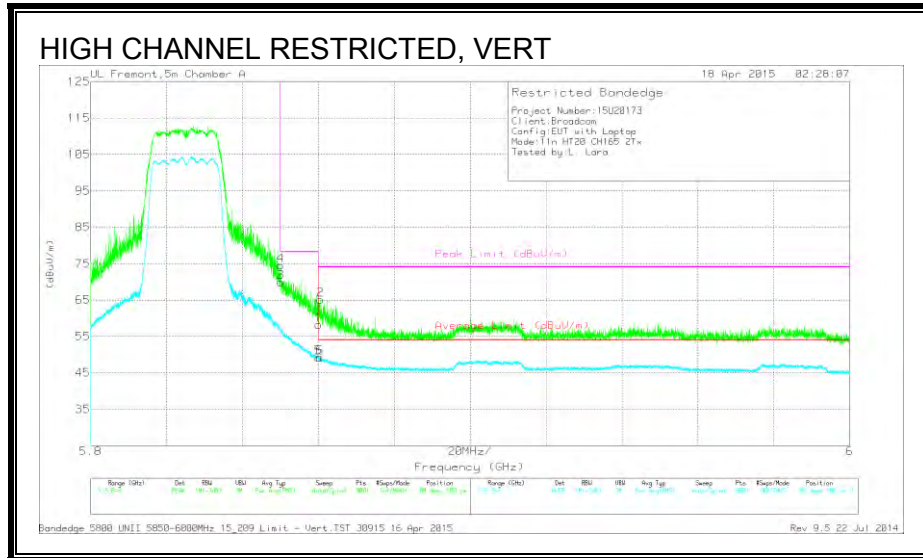


Trace Markers

| Marker | Frequency (GHz) | Meter Reading (dBuV) | Det | AF T136 (dB/m) | Amp/Cbl/Ftr/Pad (dB) | Corrected Reading (dBuV/m) | Average Limit (dBuV/m) | Margin (dB) | Peak Limit (dBuV/m) | PK Margin (dB) | Azimuth (Degs) | Height (cm) | Polarity |
|--------|-----------------|----------------------|-----|----------------|----------------------|----------------------------|------------------------|-------------|---------------------|----------------|----------------|-------------|----------|
| 3 | 5.85 | 49.34 | PK | 35.1 | -20.4 | 64.04 | - | - | 78.2 | -14.16 | 82 | 100 | H |
| 4 | 5.851 | 53.98 | PK | 35.1 | -20.4 | 68.68 | - | - | 78.2 | -9.52 | 82 | 100 | H |
| 1 | 5.86 | 42.94 | PK | 35.1 | -20.4 | 57.64 | - | - | 74 | -16.36 | 82 | 100 | H |
| 2 | 5.86 | 46.08 | PK | 35.1 | -20.4 | 60.78 | - | - | 74 | -13.22 | 82 | 100 | H |
| 5 | 5.86 | 31.48 | RMS | 35.1 | -20.4 | 46.18 | 54 | -7.82 | - | - | 82 | 100 | H |
| 6 | 5.86 | 32 | RMS | 35.1 | -20.4 | 46.7 | 54 | -7.3 | - | - | 82 | 100 | H |

* - indicates frequency in CFR15.205/IC8.10 Restricted Band

PK - Peak detector
 RMS - RMS detection



Trace Markers

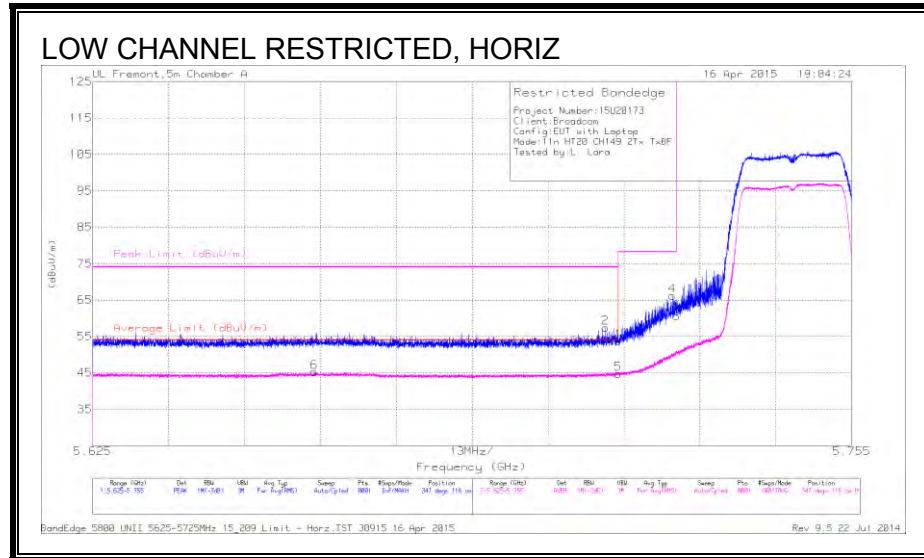
| Marker | Frequency (GHz) | Meter Reading (dBuV) | Det | AF T136 (dB/m) | Amp/Cbl/Fitr/Pad (dB) | Corrected Reading (dBuV/m) | Average Limit (dBuV/m) | Margin (dB) | Peak Limit (dBuV/m) | PK Margin (dB) | Azimuth (Degs) | Height (cm) | Polarity |
|--------|-----------------|----------------------|-----|----------------|-----------------------|----------------------------|------------------------|-------------|---------------------|----------------|----------------|-------------|----------|
| 3 | 5.85 | 55.25 | PK | 35.1 | -20.4 | 69.95 | - | - | 78.2 | -8.25 | 88 | 100 | V |
| 4 | 5.85 | 59.76 | PK | 35.1 | -20.4 | 74.46 | - | - | 78.2 | -3.74 | 88 | 100 | V |
| 1 | 5.86 | 43.53 | PK | 35.1 | -20.4 | 58.23 | - | - | 74 | -15.77 | 88 | 100 | V |
| 5 | 5.86 | 34.5 | RMS | 35.1 | -20.4 | 49.2 | 54 | -4.8 | - | - | 88 | 100 | V |
| 6 | 5.86 | 34.52 | RMS | 35.1 | -20.4 | 49.22 | 54 | -4.78 | - | - | 88 | 100 | V |
| 2 | 5.861 | 50.33 | PK | 35.1 | -20.4 | 65.03 | - | - | 74 | -8.97 | 88 | 100 | V |

* - indicates frequency in CFR15.205/IC8.10 Restricted Band

PK - Peak detector
 RMS - RMS detection

9.56. TX ABOVE 1 GHz 802.11n HT20 TxBF 2TX MODE IN THE 5.8 GHz BAND

RESTRICTED BANDEDGE (LOW CHANNEL)

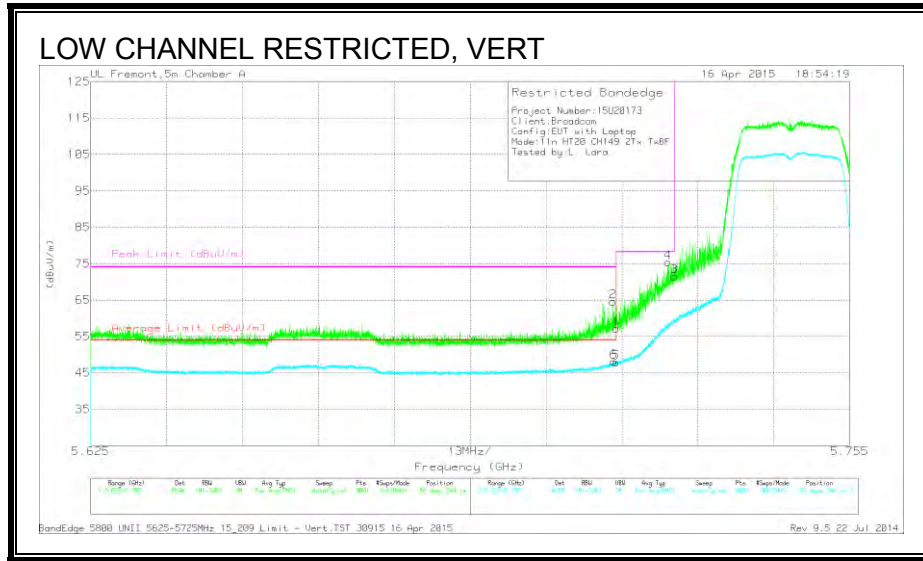


Trace Markers

| Marker | Frequency (GHz) | Meter Reading (dBuV) | Det | AF T136 (dB/m) | Amp/Cbl/Fitter/Pad (dB) | DC Corr (dB) | Corrected Reading (dBuV/m) | Average Limit (dBuV/m) | Margin (dB) | Peak Limit (dBuV/m) | PK Margin (dB) | Azimuth (Degs) | Height (cm) | Polarity |
|--------|-----------------|----------------------|-----|----------------|-------------------------|--------------|----------------------------|------------------------|-------------|---------------------|----------------|----------------|-------------|----------|
| 6 | 5.663 | 30.4 | RMS | 34.6 | -20.3 | .52 | 45.22 | 54 | -8.78 | - | - | 347 | 116 | H |
| 2 | 5.713 | 43.03 | PK | 34.7 | -20.4 | 0 | 57.33 | - | - | 74 | -16.67 | 347 | 116 | H |
| 1 | 5.715 | 39.34 | PK | 34.7 | -20.4 | 0 | 53.64 | - | - | 74 | -20.36 | 347 | 116 | H |
| 5 | 5.715 | 29.87 | RMS | 34.7 | -20.4 | .52 | 44.69 | 54 | -9.31 | - | - | 347 | 116 | H |
| 4 | 5.724 | 51.92 | PK | 34.7 | -20.4 | 0 | 66.22 | - | - | 78.2 | -11.98 | 347 | 116 | H |
| 3 | 5.725 | 46.29 | PK | 34.7 | -20.4 | 0 | 60.59 | - | - | 78.2 | -17.61 | 347 | 116 | H |

* - indicates frequency in CFR15.205/IC8.10 Restricted Band

PK - Peak detector
 RMS - RMS detection



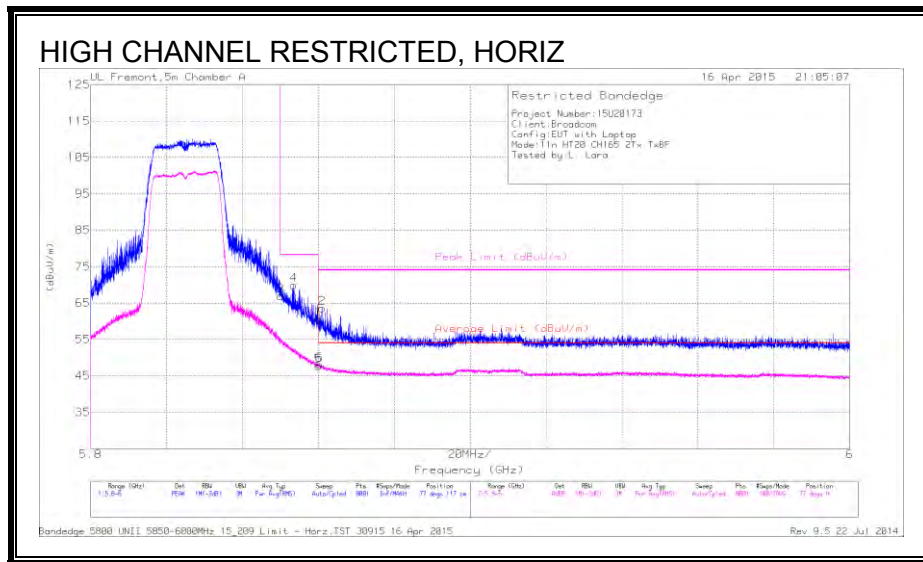
Trace Markers

| Marker | Frequency (GHz) | Meter Reading (dBuV) | Det | AF T136 (dB/m) | Amp/Cb/r/Pad (dB) | DC Corr (dB) | Corrected Reading (dBuV/m) | Average Limit (dBuV/m) | Margin (dB) | Peak Limit (dBuV/m) | PK Margin (dB) | Azimuth (Degs) | Height (cm) | Polarity |
|--------|-----------------|----------------------|-----|----------------|-------------------|--------------|----------------------------|------------------------|-------------|---------------------|----------------|----------------|-------------|----------|
| 2 | 5.714 | 50.31 | PK | 34.7 | -20.5 | 0 | 64.51 | - | - | 74 | -9.49 | 56 | 244 | V |
| 1 | 5.715 | 42.86 | PK | 34.7 | -20.4 | 0 | 57.16 | - | - | 74 | -16.84 | 56 | 244 | V |
| 5 | 5.715 | 33.05 | RMS | 34.7 | -20.4 | .52 | 47.87 | 54 | -6.13 | - | - | 56 | 244 | V |
| 6 | 5.715 | 33.27 | RMS | 34.7 | -20.4 | .52 | 48.09 | 54 | -5.91 | - | - | 56 | 244 | V |
| 4 | 5.724 | 61.04 | PK | 34.7 | -20.4 | 0 | 75.34 | - | - | 78.2 | -2.86 | 56 | 244 | V |
| 3 | 5.725 | 57.17 | PK | 34.7 | -20.4 | 0 | 71.47 | - | - | 78.2 | -6.73 | 56 | 244 | V |

* - indicates frequency in CFR15.205/IC8.10 Restricted Band

PK - Peak detector
 RMS - RMS detection

RESTRICTED BANDEDGE (HIGH CHANNEL)

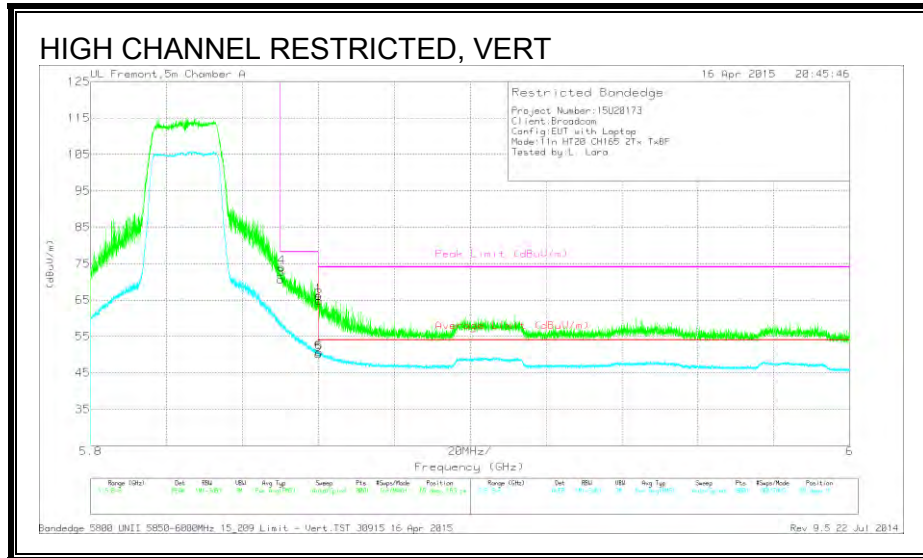


Trace Markers

| Marker | Frequency (GHz) | Meter Reading (dBuV) | Det | AF T136 (dB/m) | Amp/Cbl/Filtr/Pad (dB) | DC Corr (dB) | Corrected Reading (dBuV/m) | Average Limit (dBuV/m) | Margin (dB) | Peak Limit (dBuV/m) | PK Margin (dB) | Azimuth (Degs) | Height (cm) | Polarity |
|--------|-----------------|----------------------|-----|----------------|------------------------|--------------|----------------------------|------------------------|-------------|---------------------|----------------|----------------|-------------|----------|
| 3 | 5.85 | 52.19 | PK | 35.1 | -20.4 | 0 | 66.89 | - | - | 78.2 | -11.31 | 77 | 117 | H |
| 4 | 5.854 | 55.08 | PK | 35.1 | -20.3 | 0 | 69.88 | - | - | 78.2 | -8.32 | 77 | 117 | H |
| 1 | 5.86 | 45.93 | PK | 35.1 | -20.4 | 0 | 60.63 | - | - | 74 | -13.37 | 77 | 117 | H |
| 5 | 5.86 | 32.45 | RMS | 35.1 | -20.4 | .52 | 47.67 | 54 | -6.33 | - | - | 77 | 117 | H |
| 6 | 5.86 | 32.86 | RMS | 35.1 | -20.4 | .52 | 48.08 | 54 | -5.92 | - | - | 77 | 117 | H |
| 2 | 5.861 | 48.84 | PK | 35.1 | -20.4 | 0 | 63.54 | - | - | 74 | -10.46 | 77 | 117 | H |

* - indicates frequency in CFR15.205/IC8.10 Restricted Band

PK - Peak detector
 RMS - RMS detection



Trace Markers

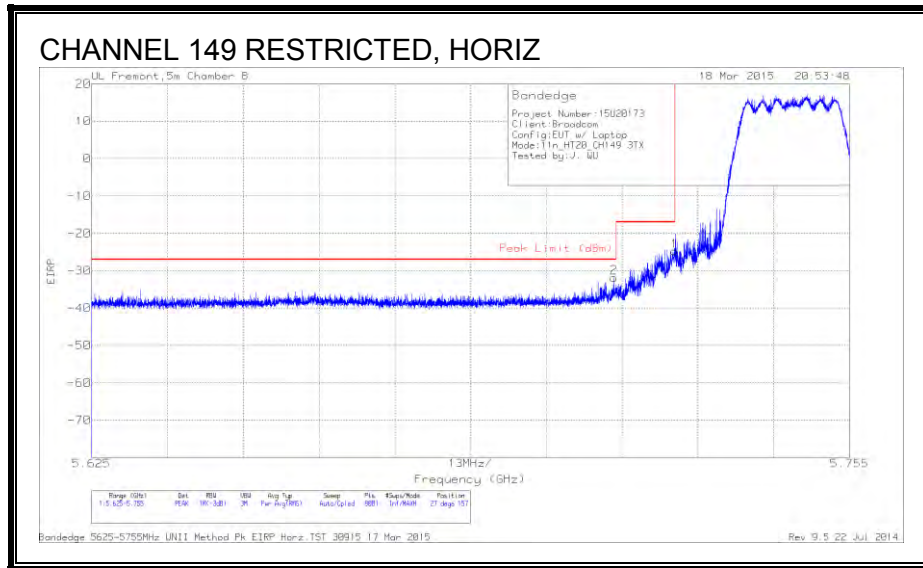
| Marker | Frequency (GHz) | Meter Reading (dBuV) | Det | AF T136 (dB/m) | Amp/Cb/Fitter/Pad (dB) | DC Corr (dB) | Corrected Reading (dBuV/m) | Average Limit (dBuV/m) | Margin (dB) | Peak Limit (dBuV/m) | PK Margin (dB) | Azimuth (Degs) | Height (cm) | Polarity |
|--------|-----------------|----------------------|-----|----------------|------------------------|--------------|----------------------------|------------------------|-------------|---------------------|----------------|----------------|-------------|----------|
| 3 | 5.85 | 55.91 | PK | 35.1 | -20.4 | 0 | 70.61 | - | - | 78.2 | -7.59 | 69 | 163 | V |
| 4 | 5.85 | 59.33 | PK | 35.1 | -20.4 | 0 | 74.03 | - | - | 78.2 | -4.17 | 69 | 163 | V |
| 1 | 5.86 | 51.47 | PK | 35.1 | -20.4 | 0 | 66.17 | - | - | 74 | -7.83 | 69 | 163 | V |
| 2 | 5.86 | 50.07 | PK | 35.1 | -20.4 | 0 | 64.77 | - | - | 74 | -9.23 | 69 | 163 | V |
| 5 | 5.86 | 34.97 | RMS | 35.1 | -20.4 | .52 | 50.19 | 54 | -3.81 | - | - | 69 | 163 | V |
| 6 | 5.86 | 35.43 | RMS | 35.1 | -20.4 | .52 | 50.65 | 54 | -3.35 | - | - | 69 | 163 | V |

* - indicates frequency in CFR15.205/IC8.10 Restricted Band

PK - Peak detector
 RMS - RMS detection

9.57. TX ABOVE 1 GHz 802.11n HT20 CDD 3TX MODE IN THE 5.8 GHz BAND

RESTRICTED BANDEDGE (CHANNEL 149)

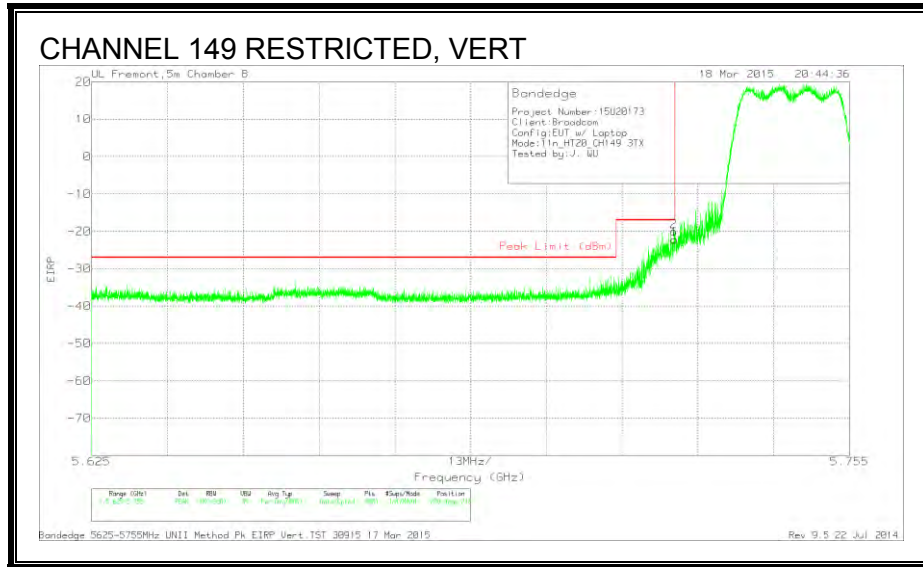


Trace Markers

| Marker | Frequency (GHz) | Meter Reading (dBm) | Det | AF T345 (dB/m) | Amp/Cbl/F ltr/Pad (dB) | Conversion Factor (dB) | Corrected Reading EIRP | Peak Limit (dBm) | PK Margin (dB) | Azimuth (Degs) | Height (cm) | Polarity |
|--------|-----------------|---------------------|-----|----------------|------------------------|------------------------|------------------------|------------------|----------------|----------------|-------------|----------|
| 2 | 5.715 | -60.82 | PK | 35 | -17.8 | 11.8 | -31.82 | -27 | -4.82 | 27 | 157 | H |
| 1 | 5.725 | -53.74 | PK | 35 | -17.8 | 11.8 | -24.74 | -17 | -7.74 | 27 | 157 | H |

* - indicates frequency in CFR15.205/IC8.10 Restricted Band

PK - Peak detector



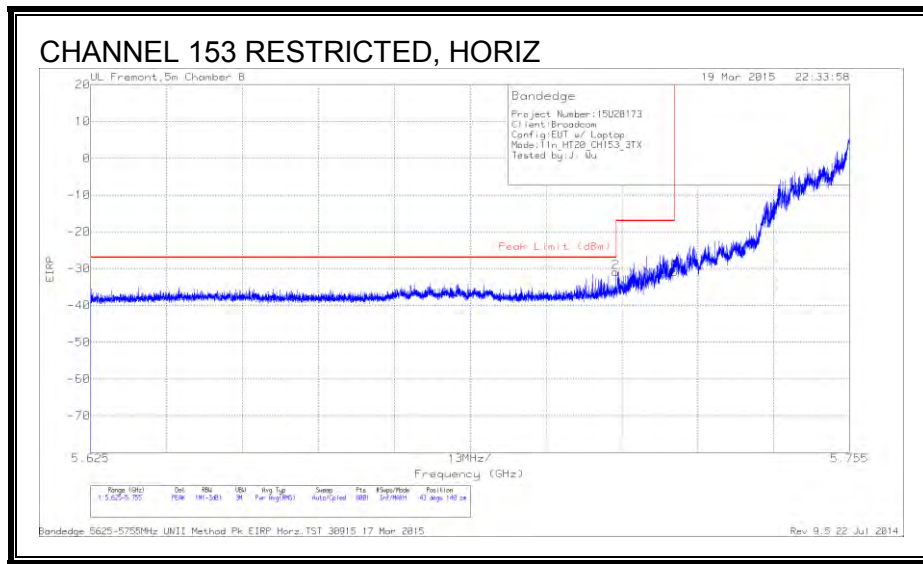
Trace Markers

| Marker | Frequency (GHz) | Meter Reading (dBm) | Det | AF T345 (dB/m) | Amp/Cb/F ltr/Pad (dB) | Conversion Factor (dB) | Corrected Reading EIRP | Peak Limit (dBm) | PK Margin (dB) | Azimuth (Degs) | Height (cm) | Polarity |
|--------|-----------------|---------------------|-----|----------------|-----------------------|------------------------|------------------------|------------------|----------------|----------------|-------------|----------|
| 1 | 5.725 | -51.18 | PK | 35 | -17.8 | 11.8 | -22.18 | -17 | -5.18 | 209 | 216 | V |
| 2 | 5.725 | -48.99 | PK | 35 | -17.8 | 11.8 | -19.99 | -17 | -2.99 | 209 | 216 | V |

* - indicates frequency in CFR15.205/IC8.10 Restricted Band

PK - Peak detector

RESTRICTED BANDEDGE (CHANNEL 153)

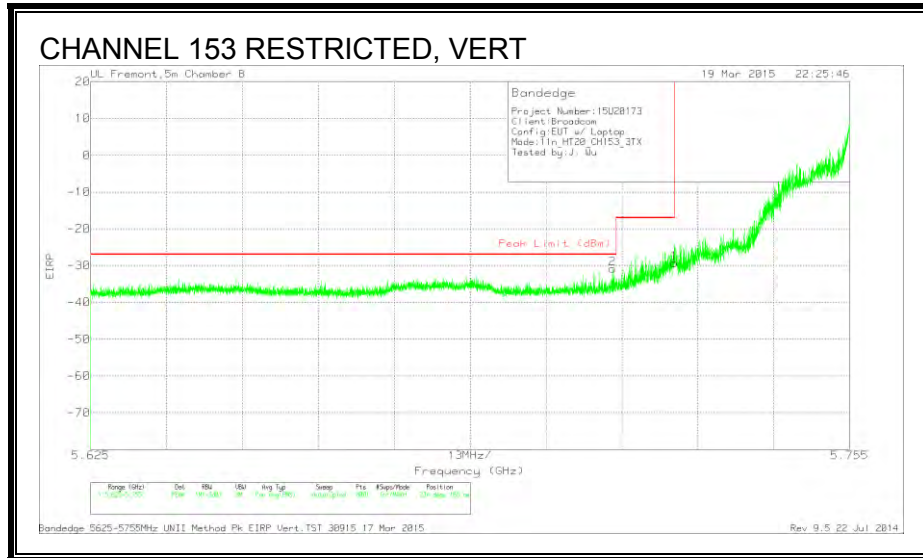


Trace Markers

| Marker | Frequency (GHz) | Meter Reading (dBm) | Det | AF T345 (dB/m) | Amp/Cbl/F ltr/Pad (dB) | Conversion Factor (dB) | Corrected Reading EIRP | Peak Limit (dBm) | PK Margin (dB) | Azimuth (Degs) | Height (cm) | Polarity |
|--------|-----------------|---------------------|-----|----------------|------------------------|------------------------|------------------------|------------------|----------------|----------------|-------------|----------|
| 2 | 5.715 | -59.91 | PK | 35 | -17.8 | 11.8 | -30.91 | -27 | -3.91 | 43 | 140 | H |
| 1 | 5.725 | -59.88 | PK | 35 | -17.8 | 11.8 | -30.88 | -17 | -13.88 | 43 | 140 | H |

* - indicates frequency in CFR15.205/IC8.10 Restricted Band

PK - Peak detector



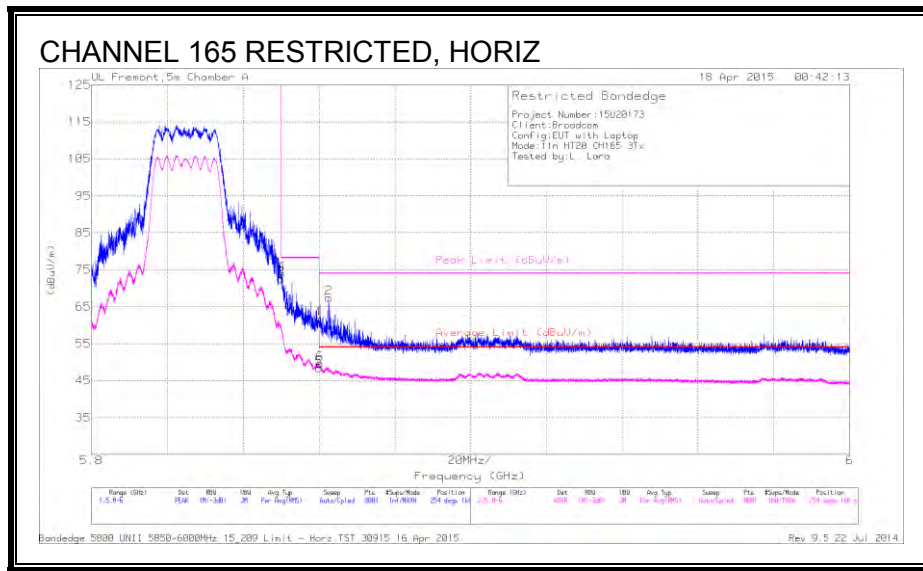
Trace Markers

| Marker | Frequency (GHz) | Meter Reading (dBm) | Det | AF T345 (dB/m) | Amp/Cbl/F ltr/Pad (dB) | Conversion Factor (dB) | Corrected Reading EIRP | Peak Limit (dBm) | PK Margin (dB) | Azimuth (Degs) | Height (cm) | Polarity |
|--------|-----------------|---------------------|-----|----------------|------------------------|------------------------|------------------------|------------------|----------------|----------------|-------------|----------|
| 2 | 5.714 | -59.79 | PK | 35 | -17.8 | 11.8 | -30.79 | -27 | -3.79 | 234 | 160 | V |
| 1 | 5.725 | -58.37 | PK | 35 | -17.8 | 11.8 | -29.37 | -17 | -12.37 | 234 | 160 | V |

* - indicates frequency in CFR15.205/IC8.10 Restricted Band

PK - Peak detector

RESTRICTED BANDEDGE (CHANNEL 165)

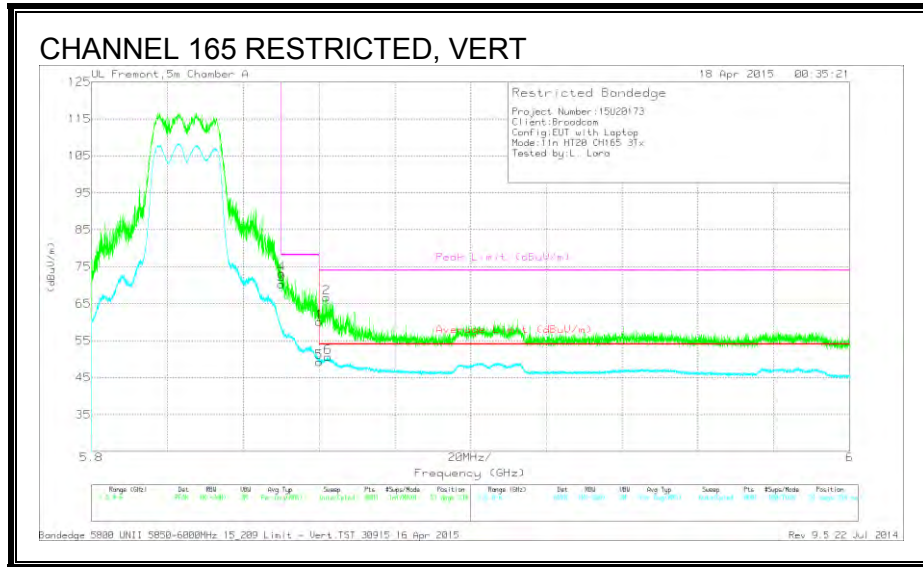


Trace Markers

| Marker | Frequency (GHz) | Meter Reading (dBuV) | Det | AF T136 (dB/m) | Amp/Cbl/ Ftr/Pad (dB) | Corrected Reading (dBuV/m) | Average Limit (dBuV/m) | Margin (dB) | Peak Limit (dBuV/m) | PK Margin (dB) | Azimuth (Degs) | Height (cm) | Polarity |
|--------|-----------------|----------------------|-----|----------------|-----------------------|----------------------------|------------------------|-------------|---------------------|----------------|----------------|-------------|----------|
| 3 | 5.85 | 57.82 | PK | 35.1 | -20.4 | 72.52 | - | - | 78.2 | -5.68 | 254 | 168 | H |
| 4 | 5.85 | 59.22 | PK | 35.1 | -20.4 | 73.92 | - | - | 78.2 | -4.28 | 254 | 168 | H |
| 1 | 5.86 | 46.98 | PK | 35.1 | -20.4 | 61.68 | - | - | 74 | -12.32 | 254 | 168 | H |
| 5 | 5.86 | 33.67 | RMS | 35.1 | -20.4 | 48.37 | 54 | -5.63 | - | - | 254 | 168 | H |
| 6 | 5.86 | 34.84 | RMS | 35.1 | -20.4 | 49.54 | 54 | -4.46 | - | - | 254 | 168 | H |
| 2 | 5.863 | 52.72 | PK | 35.1 | -20.4 | 67.42 | - | - | 74 | -6.58 | 254 | 168 | H |

* - indicates frequency in CFR15.205/IC8.10 Restricted Band

PK - Peak detector



Trace Markers

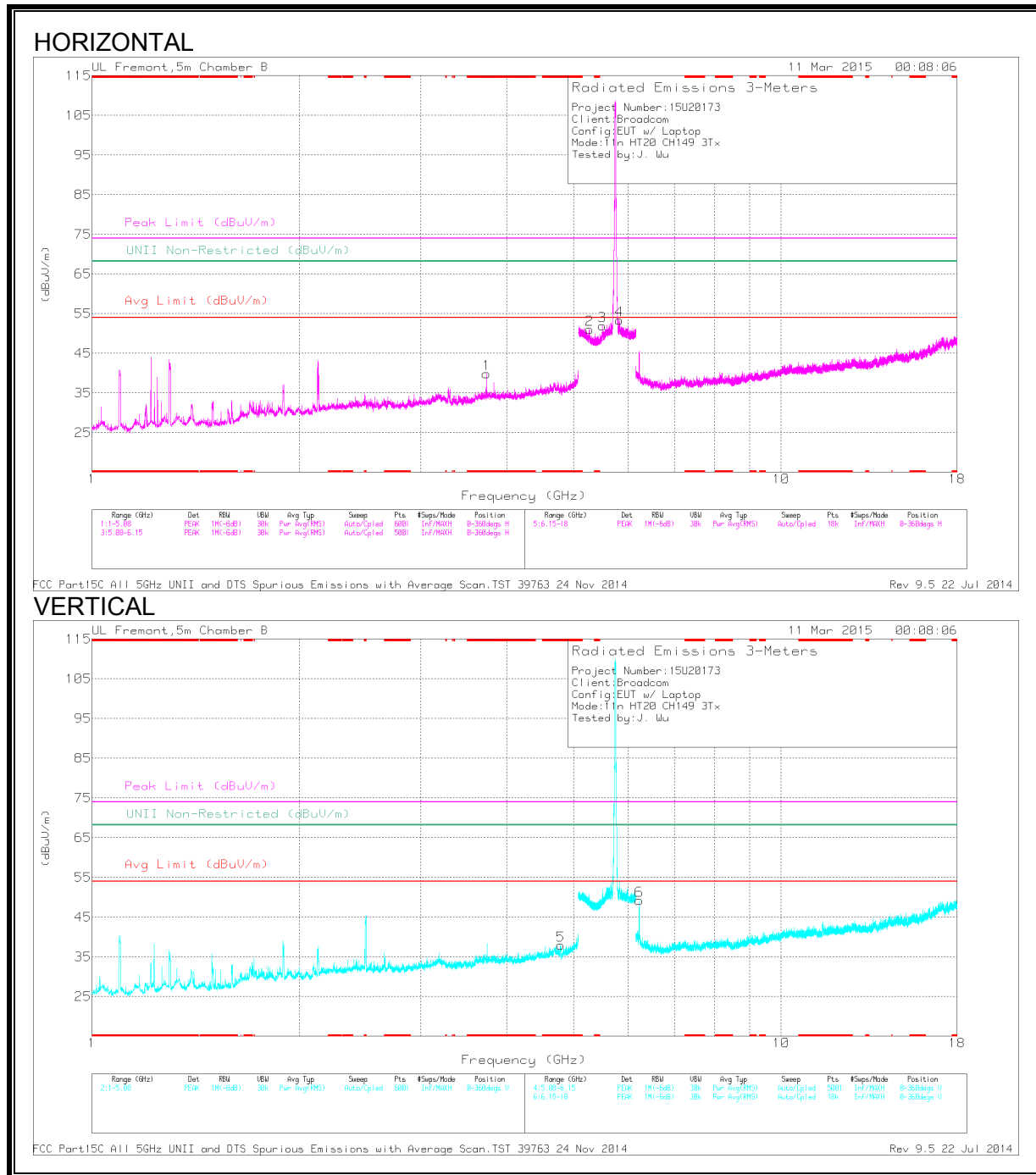
| Marker | Frequency (GHz) | Meter Reading (dBuV) | Det | AF T136 (dB/m) | Amp/Cbl/Ftr/Pad (dB) | Corrected Reading (dBuV/m) | Average Limit (dBuV/m) | Margin (dB) | Peak Limit (dBuV/m) | PK Margin (dB) | Azimuth (Degs) | Height (cm) | Polarity |
|--------|-----------------|----------------------|-----|----------------|----------------------|----------------------------|------------------------|-------------|---------------------|----------------|----------------|-------------|----------|
| 3 | 5.85 | 55.56 | PK | 35.1 | -20.4 | 70.26 | - | - | 78.2 | -7.94 | 51 | 234 | V |
| 4 | 5.85 | 58.31 | PK | 35.1 | -20.4 | 73.01 | - | - | 78.2 | -5.19 | 51 | 234 | V |
| 1 | 5.86 | 45.39 | PK | 35.1 | -20.4 | 60.09 | - | - | 74 | -13.91 | 51 | 234 | V |
| 5 | 5.86 | 34.56 | RMS | 35.1 | -20.4 | 49.26 | 54 | -4.74 | - | - | 51 | 234 | V |
| 2 | 5.862 | 51.99 | PK | 35.1 | -20.4 | 66.69 | - | - | 74 | -7.31 | 51 | 234 | V |
| 6 | 5.862 | 35.91 | RMS | 35.1 | -20.4 | 50.61 | 54 | -3.39 | - | - | 51 | 234 | V |

* - indicates frequency in CFR15.205/IC8.10 Restricted Band

PK - Peak detector

HARMONICS AND SPURIOUS EMISSIONS

LOW CHANNEL



Trace Markers

| Marker | Frequency (GHz) | Meter Reading (dBuV) | Dot | AF T712 (dBm) | Amp/Cb/Filtr/ Pad (dB) | Corrected Reading (dBuV/m) | Avg Limit (dBuV/m) | Margin (dB) | Peak Limit (dBuV/m) | PK Margin (dB) | UNII Non-Restricted (dBuV/m) | PK Margin (dB) | Azimuth (Degs) | Height (cm) | Polarity |
|--------|-----------------|----------------------|-----|---------------|------------------------|----------------------------|--------------------|-------------|---------------------|----------------|------------------------------|----------------|----------------|-------------|----------|
| 1 | * 3.731 | 41.78 | PK1 | 33.1 | -31 | 43.88 | - | - | 74 | -30.12 | - | - | 223 | 306 | H |
| | * 3.732 | 29.65 | AD1 | 33.1 | -31 | 31.75 | 54 | -22.25 | - | - | - | - | 223 | 306 | H |
| 5 | * 4.785 | 42.68 | PK1 | 33.9 | -29.4 | 47.18 | - | - | 74 | -26.82 | - | - | 204 | 173 | V |
| | * 4.788 | 32.5 | AD1 | 33.9 | -29.4 | 37 | 54 | -17 | - | - | - | - | 204 | 173 | V |
| 2 | 5.268 | 43.94 | PK1 | 34.1 | -17.8 | 60.24 | - | - | - | - | 68.2 | -7.96 | 23 | 155 | H |
| 3 | 5.502 | 42.99 | PK1 | 34.4 | -18.2 | 59.19 | - | - | - | - | 68.2 | -9.01 | 46 | 112 | H |
| 4 | **5.824 | 36.07 | PK | 34.7 | -17.4 | 53.37 | - | - | - | - | 68.2 | -14.83 | 0-360 | 101 | H |
| 6 | 6.224 | 49.36 | PK1 | 35.3 | -28.5 | 56.16 | - | - | - | - | 68.2 | -12.04 | 202 | 202 | V |

* - indicates frequency in CFR15.205/IC8.10 Restricted Band

** - indicates frequency in authorized frequency band.

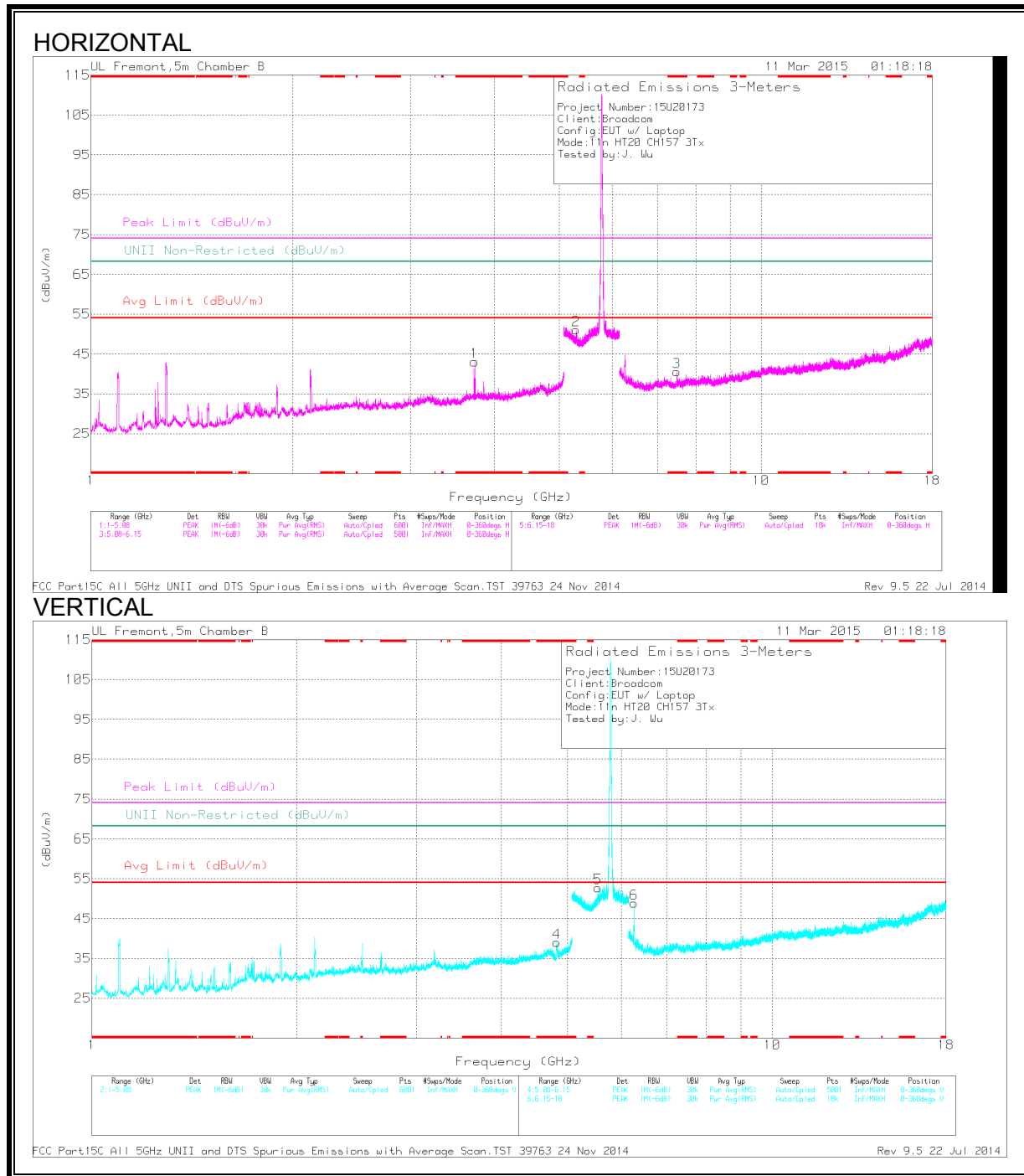
-Compliance for emissions in non-restricted bands shown in conducted out of band testing

PK - Peak detector

PK1 - KDB789033 Method: Peak

AD1 - KDB789033 Method: AD Primary Power Average

MID CHANNEL



Trace Markers

| Marker | Frequency (GHz) | Meter Reading (dBuV) | Dot | AF T712 (dBm) | Amp/Cbl/Fit r/Pad (dB) | Corrected Reading (dBuV/m) | Avg Limit (dBuV/m) | Margin (dB) | Peak Limit (dBuV/m) | PK Margin (dB) | UNII Non-Restricted (dBuV/m) | PK Margin (dB) | Azimuth (Degs) | Height (cm) | Polarity |
|--------|-----------------|----------------------|-----|---------------|------------------------|----------------------------|--------------------|-------------|---------------------|----------------|------------------------------|----------------|----------------|-------------|----------|
| 1 | * 3.74 | 49.98 | PK1 | 33.1 | -31 | 52.08 | - | - | 74 | -21.92 | - | - | 233 | 108 | H |
| | * 3.738 | 29.29 | AD1 | 33.1 | -31 | 31.39 | 54 | -22.61 | - | - | - | - | 233 | 108 | H |
| 4 | * 4.822 | 43.33 | PK1 | 33.9 | -29.7 | 47.53 | - | - | 74 | -26.47 | - | - | 199 | 169 | V |
| | * 4.824 | 32.05 | AD1 | 33.9 | -29.7 | 36.25 | 54 | -17.75 | - | - | - | - | 199 | 169 | V |
| 3 | * 7.49 | 38.73 | PK1 | 35.4 | -26.6 | 47.53 | - | - | 74 | -26.47 | - | - | 293 | 234 | H |
| | * 7.488 | 26.2 | AD1 | 35.4 | -26.6 | 35 | 54 | -19 | - | - | - | - | 293 | 234 | H |
| 2 | 5.305 | 41.86 | PK1 | 34.1 | -17.8 | 58.16 | - | - | - | - | 68.2 | -10.04 | 6 | 117 | H |
| 5 | 5.544 | 45.3 | PK1 | 34.4 | -18.2 | 61.5 | - | - | - | - | 68.2 | -6.7 | 219 | 167 | V |
| 6 | 6.267 | 47.31 | PK1 | 35.3 | -29 | 53.61 | - | - | - | - | 68.2 | -14.59 | 201 | 149 | V |

* - indicates frequency in CFR15.205/IC8.10 Restricted Band

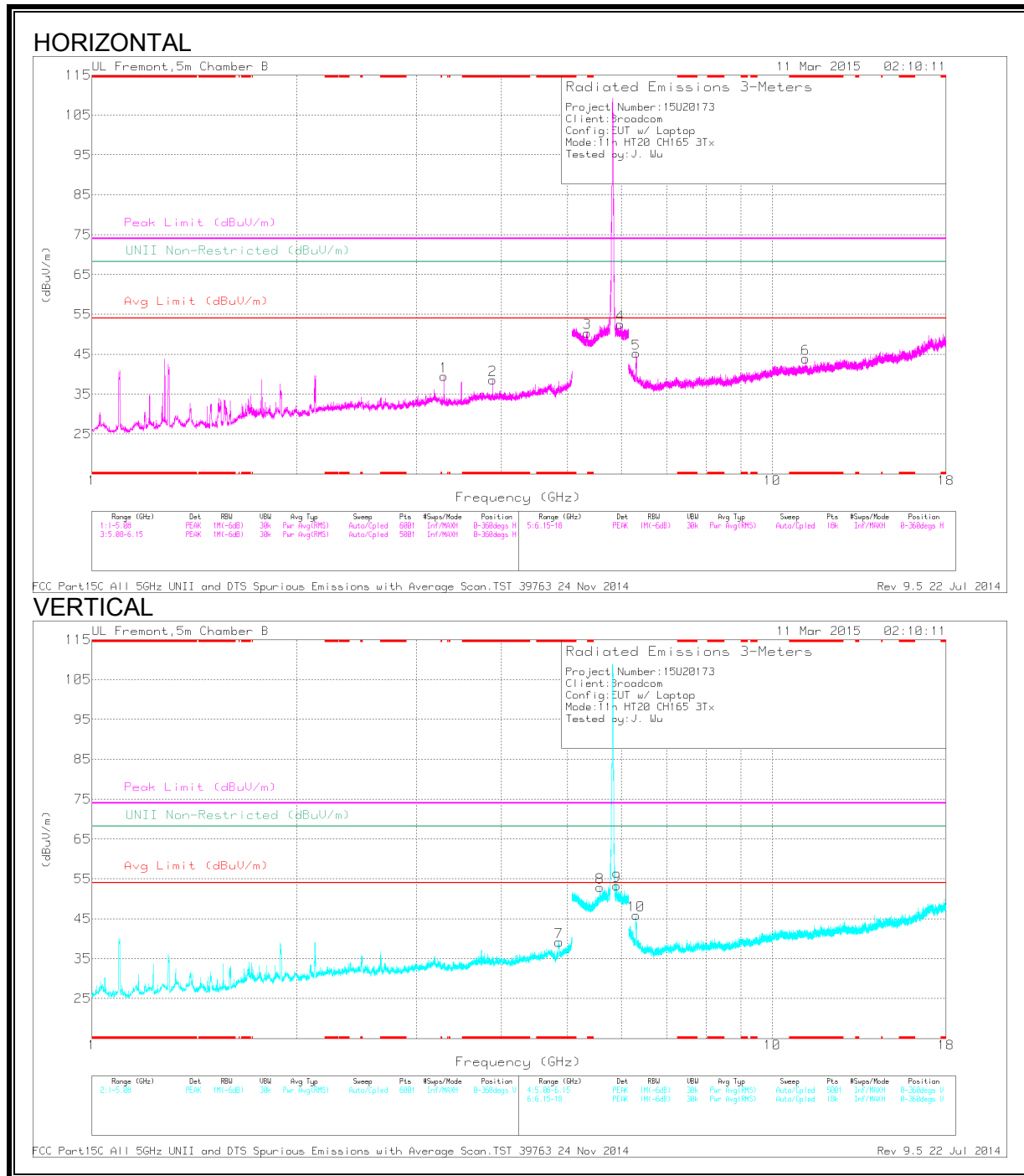
-Compliance for emissions in non-restricted bands shown in conducted out of band testing

PK - Peak detector

PK1 - KDB789033 Method: Peak

AD1 - KDB789033 Method: AD Primary Power Average

HIGH CHANNEL



Trace Markers

| Marker | Frequency (GHz) | Meter Reading (dBuV) | Det | AF T712 (dB/m) | Amp/Cbl/Fit r/Pad (dB) | Corrected Reading (dBuV/m) | Avg Limit (dBuV/m) | Margin (dB) | Peak Limit (dBuV/m) | PK Margin (dB) | UNII Non-Restricted (dBuV/m) | PK Margin (dB) | Azimuth (Degs) | Height (cm) | Polarity |
|--------|-----------------|----------------------|-----|----------------|------------------------|----------------------------|--------------------|-------------|---------------------|----------------|------------------------------|----------------|----------------|-------------|----------|
| 2 | * 3.883 | 42.57 | PK1 | 33.1 | -31.2 | 44.47 | - | - | 74 | -29.53 | - | - | 329 | 103 | H |
| | * 3.883 | 34.67 | AD1 | 33.1 | -31.2 | 36.57 | 54 | -17.43 | - | - | - | - | 329 | 103 | H |
| 7 | * 4.862 | 44.15 | PK1 | 33.9 | -30 | 48.05 | - | - | 74 | -25.95 | - | - | 201 | 173 | V |
| | * 4.862 | 33.32 | AD1 | 33.9 | -30 | 37.22 | 54 | -16.78 | - | - | - | - | 201 | 173 | V |
| 6 | * 11.198 | 34.16 | PK1 | 37.4 | -22.2 | 49.36 | - | - | 74 | -24.64 | - | - | 226 | 220 | H |
| | * 11.197 | 23.15 | AD1 | 37.4 | -22.2 | 38.35 | 54 | -15.65 | - | - | - | - | 226 | 220 | H |
| 1 | 3.29 | 46.02 | PK1 | 32.6 | -31.4 | 47.22 | - | - | - | - | 68.2 | -20.98 | 206 | 224 | H |
| 3 | 5.342 | 41.84 | PK1 | 34.2 | -17.8 | 58.24 | - | - | - | - | 68.2 | -9.96 | 26 | 112 | H |
| 8 | 5.582 | 45.81 | PK1 | 34.4 | -18 | 62.21 | - | - | - | - | 68.2 | -5.99 | 215 | 172 | V |
| 9 | 5.904 | 46.06 | PK1 | 34.8 | -17.5 | 63.36 | - | - | - | - | 68.2 | -6.65 | 207 | 219 | V |
| 4 | 5.977 | 42.4 | PK1 | 34.9 | -17.7 | 59.6 | - | - | - | - | 68.2 | -8.6 | 50 | 105 | H |
| 5 | 6.31 | 46.58 | PK1 | 35.3 | -28.7 | 53.18 | - | - | - | - | 68.2 | -15.02 | 292 | 130 | H |
| 10 | 6.31 | 48.07 | PK1 | 35.3 | -28.7 | 54.67 | - | - | - | - | 68.2 | -13.53 | 205 | 205 | V |

* - indicates frequency in CFR15.205/IC8.10 Restricted Band

-Compliance for emissions in non-restricted bands shown in conducted out of band testing

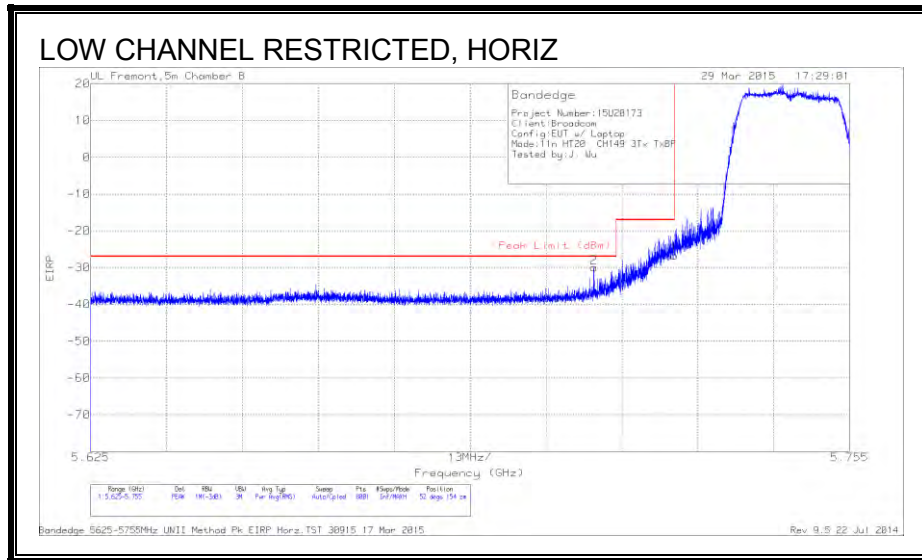
PK - Peak detector

PK1 - KDB789033 Method: Peak

AD1 - KDB789033 Method: AD Primary Power Average

9.58. TX ABOVE 1 GHz 802.11n HT20 TxBF 3TX MODE IN THE 5.8 GHz BAND

RESTRICTED BANDEDGE (LOW CHANNEL)

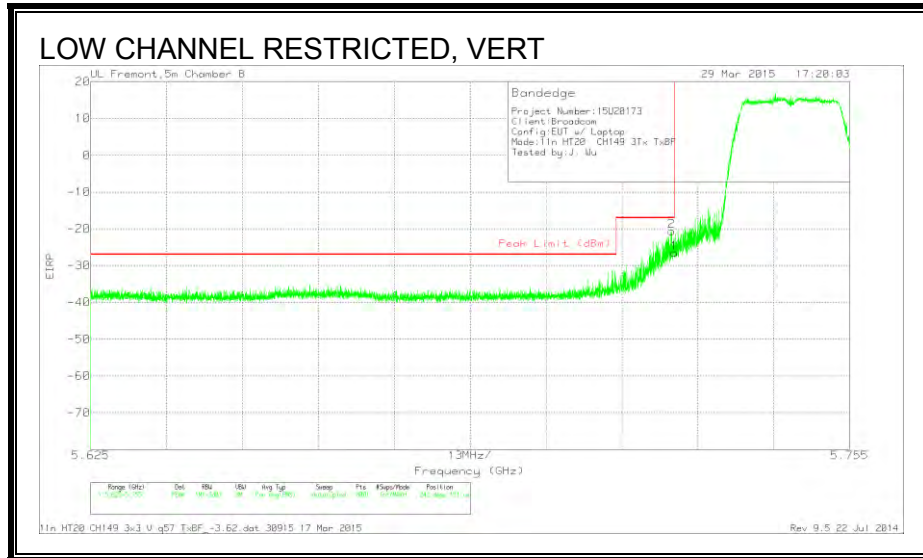


Trace Markers

| Marker | Frequency (GHz) | Meter Reading (dBm) | Det | AF T345 (dB/m) | Amp/Cbl/F ltr/Pad (dB) | Conversion Factor (dB) | Corrected Reading EIRP | Peak Limit (dBm) | PK Margin (dB) | Azimuth (Degs) | Height (cm) | Polarity |
|--------|-----------------|---------------------|-----|----------------|------------------------|------------------------|------------------------|------------------|----------------|----------------|-------------|----------|
| 2 | 5.711 | -58.85 | PK | 35 | -17.9 | 11.8 | -29.95 | -27 | -2.95 | 52 | 154 | H |
| 1 | 5.725 | -55.8 | PK | 35 | -17.8 | 11.8 | -26.8 | -17 | -9.8 | 52 | 154 | H |

* - indicates frequency in CFR15.205/IC8.10 Restricted Band

PK - Peak detector
 RMS - RMS detection



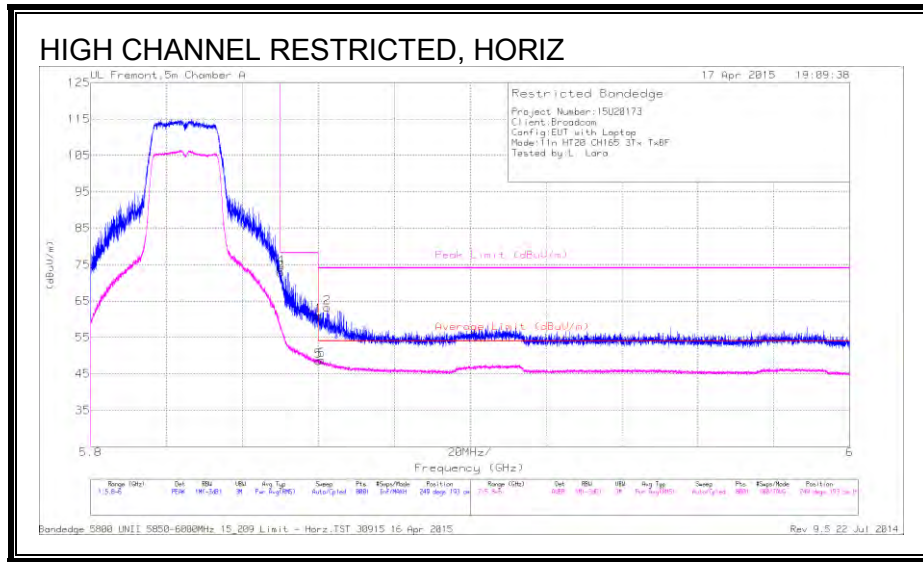
Trace Markers

| Marker | Frequency (GHz) | Meter Reading (dBm) | Det | AF T345 (dB/m) | Amp/Cbl/F ltr/Pad (dB) | Conversion Factor (dB) | Corrected Reading EIRP | Peak Limit (dBm) | PK Margin (dB) | Azimuth (Degs) | Height (cm) | Polarity |
|--------|-----------------|---------------------|-----|----------------|------------------------|------------------------|------------------------|------------------|----------------|----------------|-------------|----------|
| 2 | 5.724 | -49.62 | PK | 35 | -17.8 | 11.8 | -20.62 | -17 | -3.62 | 242 | 151 | V |
| 1 | 5.725 | -55.48 | PK | 35 | -17.8 | 11.8 | -26.48 | -17 | -9.48 | 242 | 151 | V |

* - indicates frequency in CFR15.205/IC8.10 Restricted Band

PK - Peak detector
 RMS - RMS detection

RESTRICTED BANDEDGE (HIGH CHANNEL)



Trace Markers

| Marker | Frequency (GHz) | Meter Reading (dBuV) | Det | AF T136 (dB/m) | Amp/Cbl/Fitter/Pad (dB) | DC Corr (dB) | Corrected Reading (dBuV/m) | Average Limit (dBuV/m) | Margin (dB) | Peak Limit (dBuV/m) | PK Margin (dB) | Azimuth (Degs) | Height (cm) | Polarity |
|--------|-----------------|----------------------|-----|----------------|-------------------------|--------------|----------------------------|------------------------|-------------|---------------------|----------------|----------------|-------------|----------|
| 3 | 5.85 | 58.06 | PK | 35.1 | -20.4 | 0 | 72.76 | - | - | 78.2 | -5.44 | 249 | 193 | H |
| 4 | 5.85 | 59.57 | PK | 35.1 | -20.4 | 0 | 74.27 | - | - | 78.2 | -3.93 | 249 | 193 | H |
| 1 | 5.86 | 46.28 | PK | 35.1 | -20.4 | 0 | 60.98 | - | - | 74 | -13.02 | 249 | 193 | H |
| 5 | 5.86 | 33.36 | RMS | 35.1 | -20.4 | .52 | 48.58 | 54 | -5.42 | - | - | 249 | 193 | H |
| 6 | 5.861 | 33.53 | RMS | 35.1 | -20.4 | .52 | 48.75 | 54 | -5.25 | - | - | 249 | 193 | H |
| 2 | 5.862 | 48.47 | PK | 35.1 | -20.4 | 0 | 63.17 | - | - | 74 | -10.83 | 249 | 193 | H |

* - indicates frequency in CFR15.205/IC8.10 Restricted Band

PK - Peak detector
 RMS - RMS detection