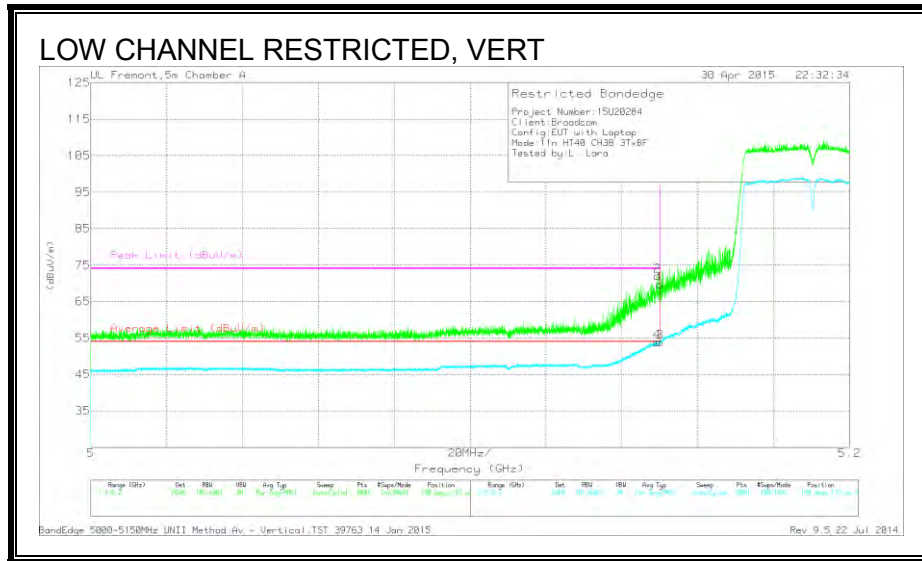


9.7. TX ABOVE 1 GHz 802.11n HT40 TxBF 3TX MODE IN THE 5.2 GHz BAND

RESTRICTED BANDEDGE (LOW CHANNEL)



Trace Markers

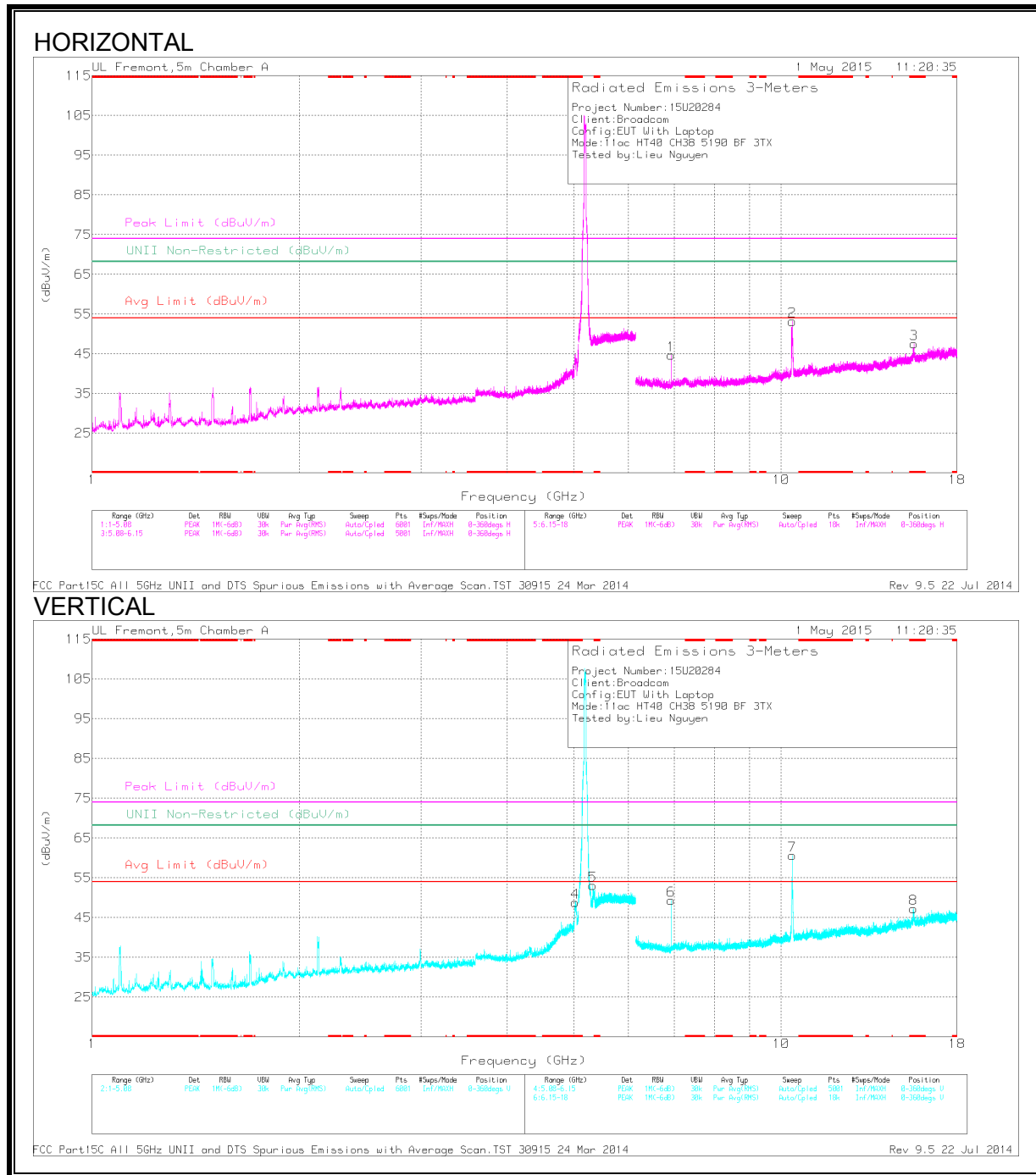
Marker	Frequency (GHz)	Meter Reading (dBuV)	Det	AF T136 (dB/m)	Bypass (dB)	DC Corr (dB)	Corrected Reading (dBuV/m)	Average Limit (dBuV/m)	Margin (dB)	Peak Limit (dBuV/m)	PK Margin (dB)	Azimuth (Degs)	Height (cm)	Polarity
1	* 5.15	28.11	PK	34.2	7.4	0	69.71	-	-	74	-4.29	190	133	V
2	* 5.149	30.44	PK	34.2	7.4	0	72.04	-	-	74	-1.96	190	133	V
3	* 5.15	11.43	RMS	34.2	7.4	.82	53.85	54	-.15	-	-	190	133	V
4	* 5.149	11.52	RMS	34.2	7.4	.82	53.94	54	-.06	-	-	190	133	V

* - indicates frequency in CFR15.205/IC8.10 Restricted Band

PK - Peak detector
 RMS - RMS detection

HARMONICS AND SPURIOUS EMISSIONS

LOW CHANNEL



Trace Markers

Marker	Frequency (GHz)	Meter Reading (dBuV)	Det	AF T136 (dB/m)	Amp/Cbl/Fit r/Pad (dB)	DC Corr (dB)	Corrected Reading (dBuV/m)	Avg Limit (dBuV/m)	Margin (dB)	Peak Limit (dBuV/m)	PK Margin (dB)	UNII Non-Restricted (dBuV/m)	PK Margin (dB)	Azimuth (Degs)	Height (cm)	Polarity
4	* 5.027	54.06	PK1	34	-29.7	0	58.36	-	-	74	-15.64	-	-	180	100	V
	* 5.028	42.82	AD1	34	-29.7	.82	47.94	54	-6.06	-	-	-	-	180	100	V
3	* 15.579	36.55	PK1	40.4	-22.9	0	54.05	-	-	74	-19.95	-	-	283	101	H
	* 15.581	26	AD1	40.4	-22.9	.82	44.32	54	-9.68	-	-	-	-	283	101	H
8	* 15.561	47.74	PK1	40.4	-22.9	0	65.24	-	-	74	-8.76	-	-	211	394	V
	* 15.56	26.35	AD1	40.3	-22.9	.82	44.57	54	-9.43	-	-	-	-	211	394	V
5	5.333	46.51	PK1	34.6	-21.2	0	59.91	-	-	-	-	68.2	-8.29	286	102	V
6	6.92	43.81	PK1	35.6	-27.7	0	51.71	-	-	-	-	68.2	-16.49	232	305	H
1	6.921	45.54	PK1	35.6	-27.7	0	53.44	-	-	-	-	68.2	-14.76	99	234	V
2	10.381	45.82	PK1	37.4	-23.5	0	59.72	-	-	-	-	68.2	-8.48	355	130	H
7	10.381	45.11	PK1	37.4	-23.5	0	59.01	-	-	-	-	68.2	-9.19	4	117	V

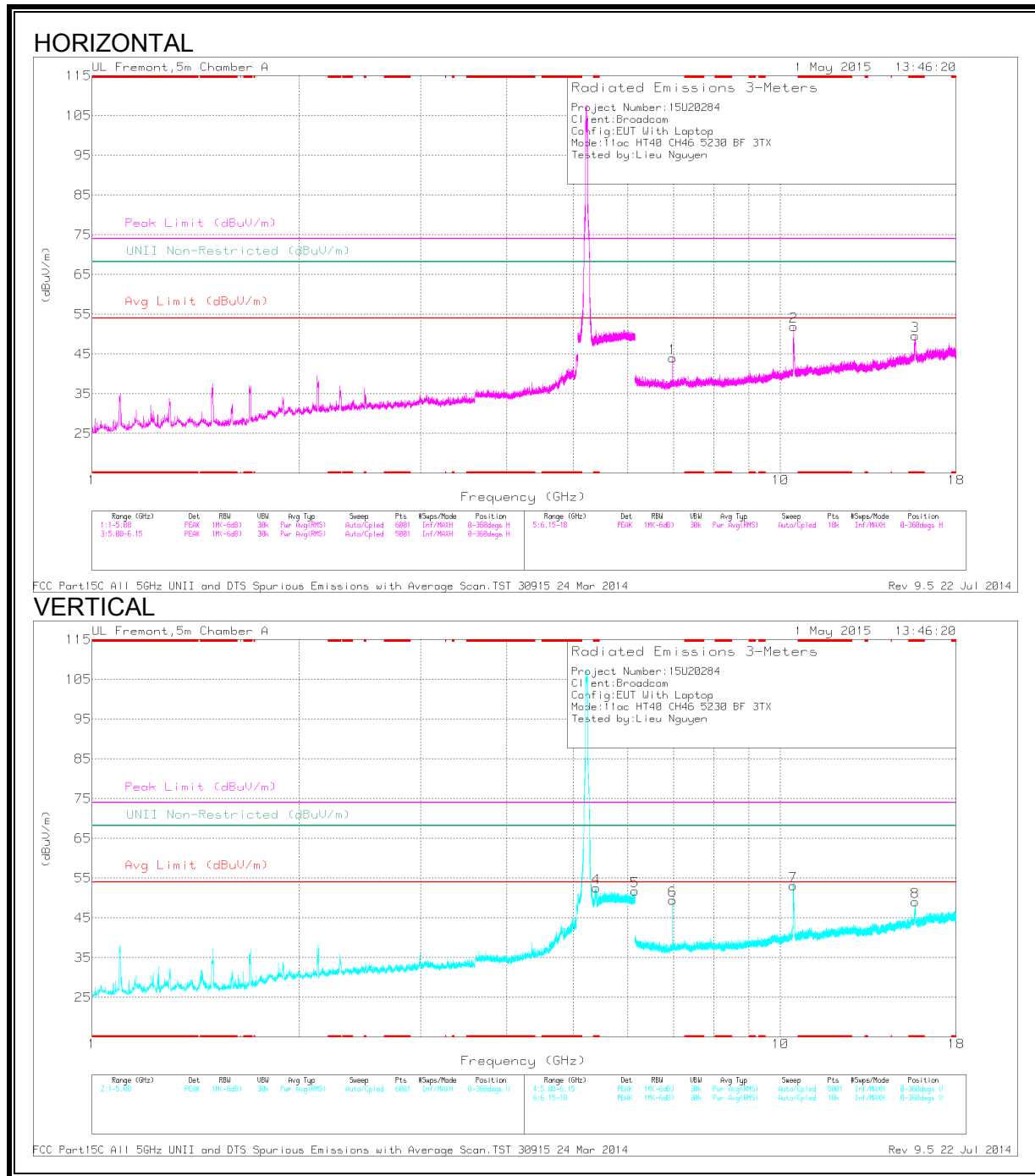
* - indicates frequency in CFR15.205/IC8.10 Restricted Band

PK - Peak detector

PK1 - KDB789033 Method: Peak

AD1 - KDB789033 Method: AD Primary Power Average

HIGH CHANNEL



Trace Markers

Marker	Frequency (GHz)	Meter Reading (dBuV)	Det	AF T136 (dB/m)	Amp/Cbl/Fit r/Pad (dB)	DC Corr (dB)	Corrected Reading (dBuV/m)	Avg Limit (dBuV/m)	Margin (dB)	Peak Limit (dBuV/m)	PK Margin (dB)	UNII Non-Restricted (dBuV/m)	PK Margin (dB)	Azimuth (Degs)	Height (cm)	Polarity
4	* 5.405	46.23	PK1	34.6	-20.9	0	59.93	-	-	74	-14.07	-	-	194	170	V
	5.405	34.67	AD1	34.6	-20.9	.82	49.19	54	-4.81	-	-	-	-	194	170	V
3	* 15.707	41.14	PK1	40.4	-23.3	0	58.24	-	-	74	-15.76	-	-	220	139	H
	15.706	28.36	AD1	40.4	-23.3	.82	46.28	54	-7.72	-	-	-	-	220	139	H
8	* 15.699	43.52	PK1	40.4	-23.2	0	60.72	-	-	74	-13.28	-	-	172	361	V
	15.696	33.09	AD1	40.4	-23.2	.82	51.11	54	-2.89	-	-	-	-	172	361	V
5	6.147	42.39	PK1	35.4	-19.5	0	58.29	-	-	-	-	68.2	-9.91	200	114	V
1	6.974	41.39	PK1	35.6	-27	0	49.99	-	-	-	-	68.2	-18.21	3	273	H
6	6.974	44.65	PK1	35.6	-27	0	53.25	-	-	-	-	68.2	-14.95	192	216	V
7	10.437	45.94	PK1	37.5	-23.5	0	59.94	-	-	-	-	68.2	-8.26	195	112	V
2	10.461	45.88	PK1	37.5	-23.4	0	59.98	-	-	-	-	68.2	-8.22	13	120	H

* - indicates frequency in CFR15.205/IC8.10 Restricted Band

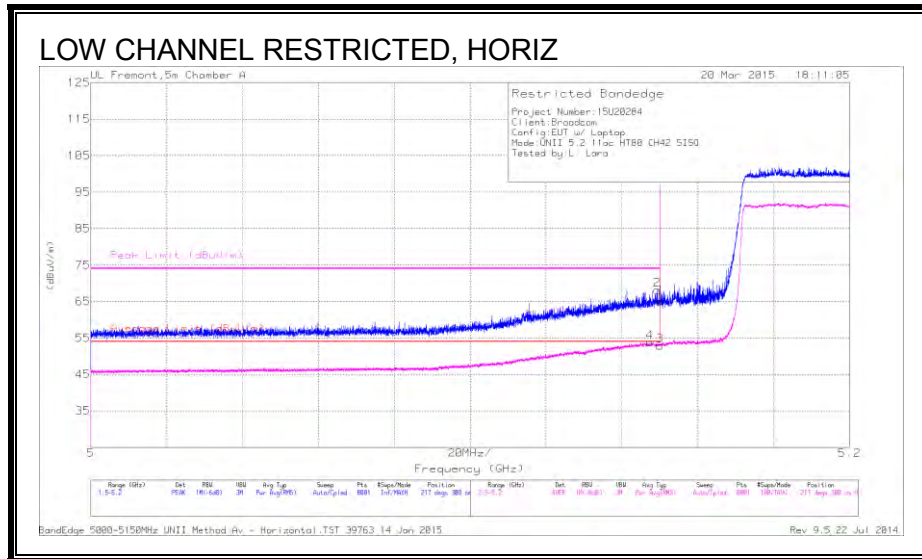
PK - Peak detector

PK1 - KDB789033 Method: Peak

AD1 - KDB789033 Method: AD Primary Power Average

9.8. TX ABOVE 1 GHz 802.11ac VHT80 1TX MODE IN THE 5.2 GHz BAND

RESTRICTED BANDEDGE (LOW CHANNEL)



Trace Markers

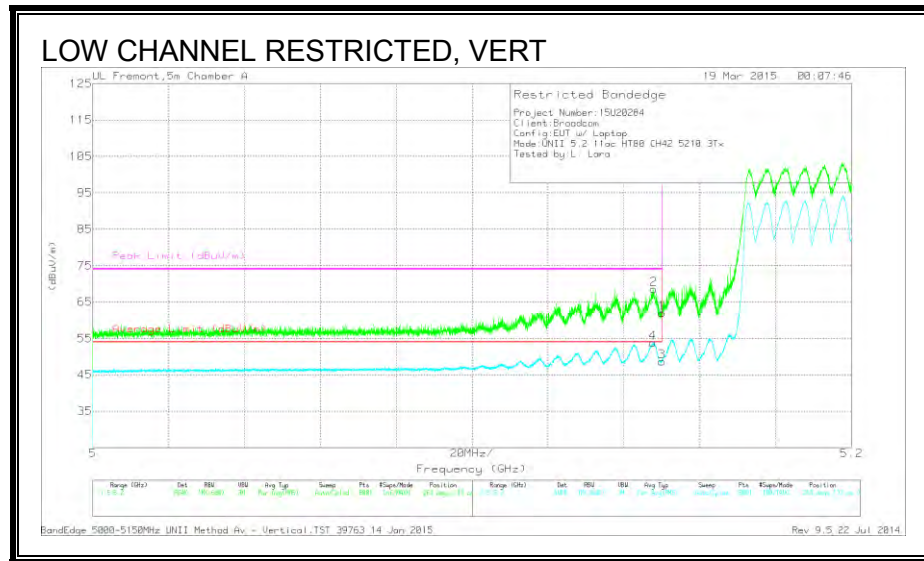
Marker	Frequency (GHz)	Meter Reading (dBuV)	Det	AF T136 (dB/m)	Bypass (dB)	DC Corr (dB)	Corrected Reading (dBuV/m)	Average Limit (dBuV/m)	Margin (dB)	Peak Limit (dBuV/m)	PK Margin (dB)	Azimuth (Degs)	Height (cm)	Polarity
1	* 5.15	22.38	PK	34.2	8.5	0	65.08	-	-	74	-8.92	217	300	H
2	* 5.149	25.42	PK	34.2	8.5	0	68.12	-	-	74	-5.88	217	300	H
3	* 5.15	10.04	RMS	34.2	8.5	.18	52.92	54	-1.08	-	-	217	300	H
4	* 5.147	10.9	RMS	34.2	8.5	.18	53.78	54	-22	-	-	217	300	H

* - indicates frequency in CFR15.205/IC8.10 Restricted Band

PK - Peak detector
 RMS - RMS detection

9.9. TX ABOVE 1 GHz 802.11ac VHT80 CDD 3TX MODE IN THE 5.2 GHz BAND

RESTRICTED BANDEDGE (LOW CHANNEL)



Trace Markers

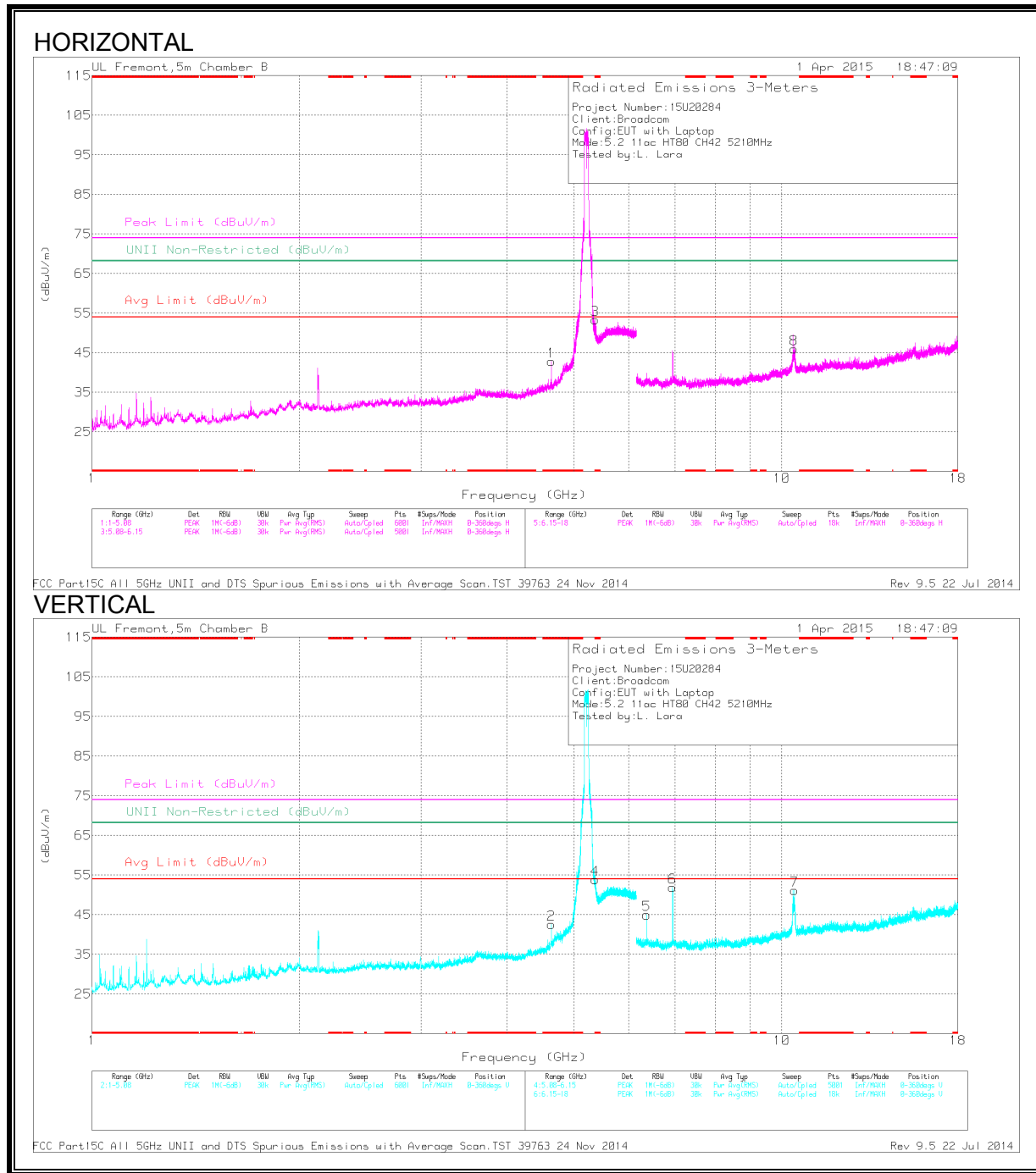
Marker	Frequency (GHz)	Meter Reading (dBuV)	Det	AF T136 (dB/m)	Bypass (dB)	DC Corr (dB)	Corrected Reading (dBuV/m)	Average Limit (dBuV/m)	Margin (dB)	Peak Limit (dBuV/m)	PK Margin (dB)	Azimuth (Degs)	Height (cm)	Polarity
2	* 5.148	25.82	PK	34.2	8.5	0	68.52	-	-	74	-5.48	263	133	V
4	* 5.148	10.92	RMS	34.2	8.5	.18	53.8	54	-.2	-	-	263	133	V
1	* 5.15	19.32	PK	34.2	8.5	0	62.02	-	-	74	-11.98	263	133	V
3	* 5.15	5.79	RMS	34.2	8.5	.18	48.67	54	-5.33	-	-	263	133	V

* - indicates frequency in CFR15.205/IC8.10 Restricted Band

PK - Peak detector
 RMS - RMS detection

HARMONICS AND SPURIOUS EMISSIONS

LOW CHANNEL



Trace Markers

Marker	Frequency (GHz)	Meter Reading (dBuV)	Det	AF T345 (dB/m)	Amp/Cbl/ Fitr/Pad (dB)	DC Corr (dB)	Corrected Reading (dBuV/m)	Avg Limit (dBuV/m)	Margin (dB)	Peak Limit (dBuV/m)	PK Margin (dB)	UNII Non-Restricted (dBuV/m)	PK Margin (dB)	Azimuth (Degs)	Height (cm)	Polarity
1	* 4.632	45.89	PK1	34.1	-29.1	0	50.89	-	-	74	-23.11	-	-	22	265	H
	4.632	38.48	AD1	34.1	-29.1	.18	43.66	54	-10.34	-	-	-	-	22	265	H
2	* 4.632	44.74	PK1	34.1	-29.1	0	49.74	-	-	74	-24.26	-	-	228	249	V
	4.632	37.6	AD1	34.1	-29.1	.18	42.78	54	-11.22	-	-	-	-	228	249	V
3	* 5.351	50.26	PK1	34.4	-17.7	0	66.96	-	-	74	-7.04	-	-	156	224	H
	5.351	33.75	AD1	34.4	-17.7	.18	50.63	54	-3.37	-	-	-	-	156	224	H
4	* 5.356	51.23	PK1	34.4	-17.8	0	67.83	-	-	74	-6.17	-	-	342	121	V
	5.353	34.58	AD1	34.4	-17.7	.18	51.46	54	-2.54	-	-	-	-	342	121	V
5	6.368	41.46	PK1	35.6	-27.8	0	49.26	-	-	-	-	68.2	-18.94	234	200	V
6	6.947	46.43	PK1	36.1	-27.3	0	55.23	-	-	-	-	68.2	-12.97	243	200	V
8	10.414	42.21	PK1	37.4	-23.3	0	56.31	-	-	-	-	68.2	-11.89	2	359	H
7	10.424	42.97	PK1	37.4	-23.4	0	56.97	-	-	-	-	68.2	-11.23	157	176	V

* - indicates frequency in CFR15.205/IC8.10 Restricted Band

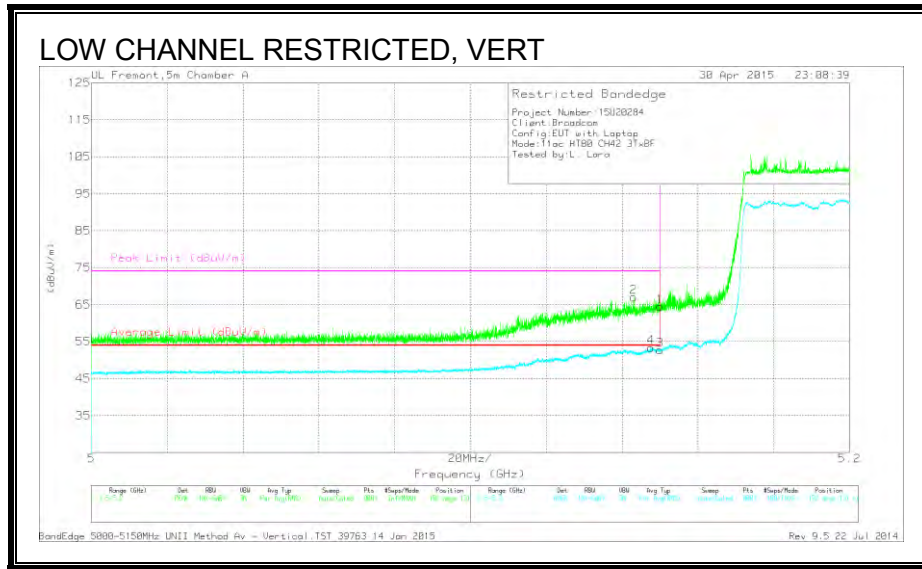
PK - Peak detector

PK1 - KDB789033 Method: Peak

AD1 - KDB789033 Method: AD Primary Power Average

9.10. TX ABOVE 1 GHz 802.11ac VHT80 TxBF 3TX MODE IN THE 5.2 GHz BAND

RESTRICTED BANDEDGE (LOW CHANNEL)



Trace Markers

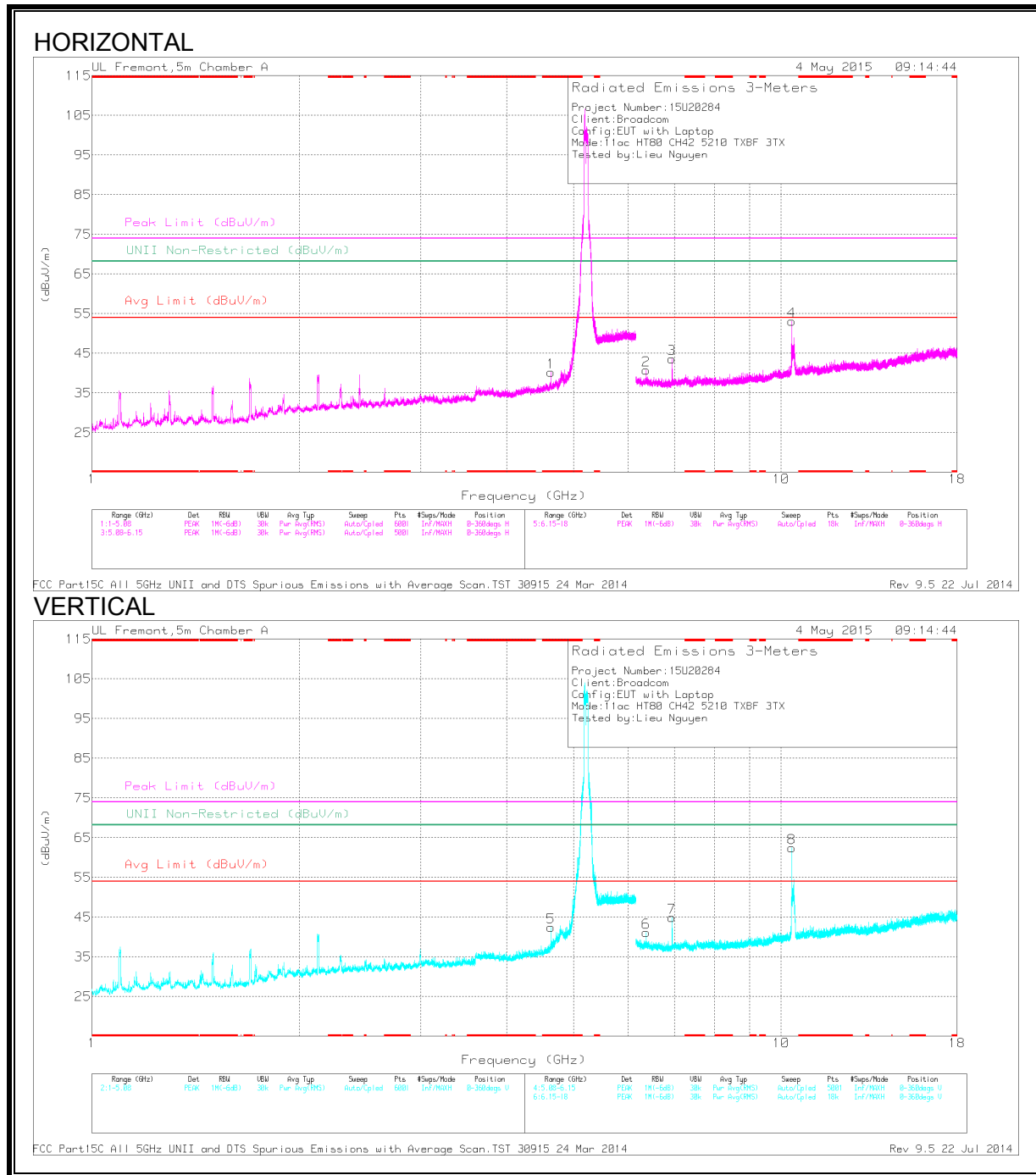
Marker	Frequency (GHz)	Meter Reading (dBuV)	Det	AF T136 (dB/m)	Bypass (dB)	DC Corr (dB)	Corrected Reading (dBuV/m)	Average Limit (dBuV/m)	Margin (dB)	Peak Limit (dBuV/m)	PK Margin (dB)	Azimuth (Degs)	Height (cm)	Polarity
2	* 5.143	25.42	PK	34.2	7.4	0	67.02	-	-	74	-6.98	192	131	V
4	* 5.148	10.43	RMS	34.2	7.4	1.35	53.38	54	-62	-	-	192	131	V
1	* 5.15	22.89	PK	34.2	7.4	0	64.49	-	-	74	-9.51	192	131	V
3	* 5.15	9.75	RMS	34.2	7.4	1.35	52.7	54	-1.3	-	-	192	131	V

* - indicates frequency in CFR15.205/IC8.10 Restricted Band

PK - Peak detector
 RMS - RMS detection

HARMONICS AND SPURIOUS EMISSIONS

LOW CHANNEL



Trace Markers

Marker	Frequency (GHz)	Meter Reading (dBuV)	Det	AF T136 (dB/m)	Amp/Cbl/ft r/Pad (dB)	DC Corr (dB)	Corrected Reading (dBuV/m)	Avg Limit (dBuV/m)	Margin (dB)	Peak Limit (dBuV/m)	PK Margin (dB)	UNII Non-Restricted (dBuV/m)	PK Margin (dB)	Azimuth (Degs)	Height (cm)	Polarity
1	* 4.631	45.27	PK1	34.1	-30.9	0	48.47	-	-	74	-25.53	-	-	278	174	H
	* 4.631	34.86	AD1	34.1	-30.9	1.35	39.41	54	-14.59	-	-	-	-	278	174	H
5	* 4.631	44.71	PK1	34.1	-30.9	0	47.91	-	-	74	-26.09	-	-	356	106	V
	* 4.631	35.12	AD1	34.1	-30.9	1.35	39.67	54	-14.33	-	-	-	-	356	106	V
2	6.368	42.66	PK1	35.5	-27.9	0	50.26	-	-	-	-	68.2	-17.94	224	334	H
6	6.368	41.07	PK1	35.5	-27.9	0	48.67	-	-	-	-	68.2	-19.53	276	266	V
3	6.947	41.61	PK1	35.6	-27.2	0	50.01	-	-	-	-	68.2	-18.19	79	280	H
7	6.947	41.75	PK1	35.6	-27.2	0	50.15	-	-	-	-	68.2	-18.05	192	132	V
8	10.361	45.3	PK1	37.4	-23.6	0	59.1	-	-	-	-	68.2	-9.1	279	205	V
4	10.362	48.03	PK1	37.4	-23.6	0	61.83	-	-	-	-	68.2	-6.37	356	224	H

* - indicates frequency in CFR15.205/IC8.10 Restricted Band

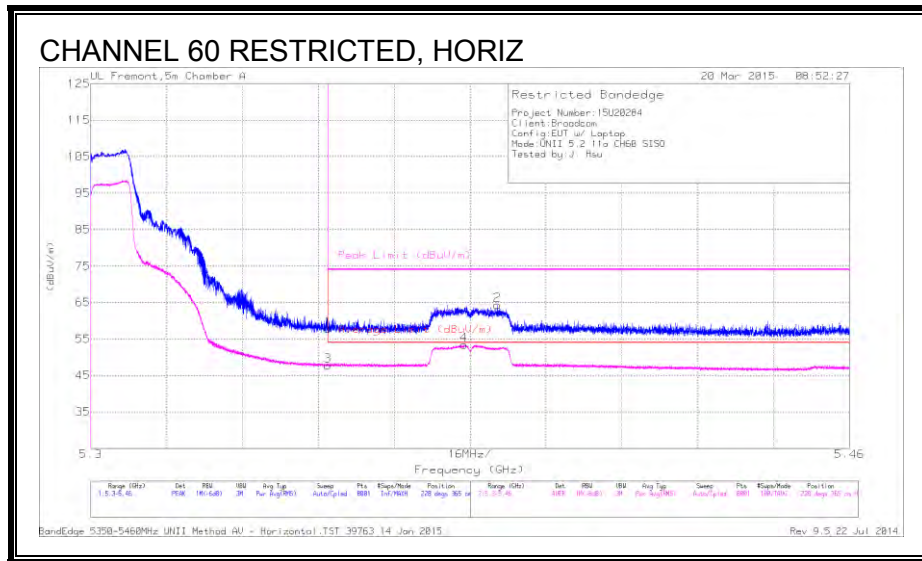
PK - Peak detector

PK1 - KDB789033 Method: Peak

AD1 - KDB789033 Method: AD Primary Power Average

9.11. TX ABOVE 1 GHz 802.11a 1TX MODE IN THE 5.3 GHz BAND

RESTRICTED BANDEDGE (CHANNEL 60)



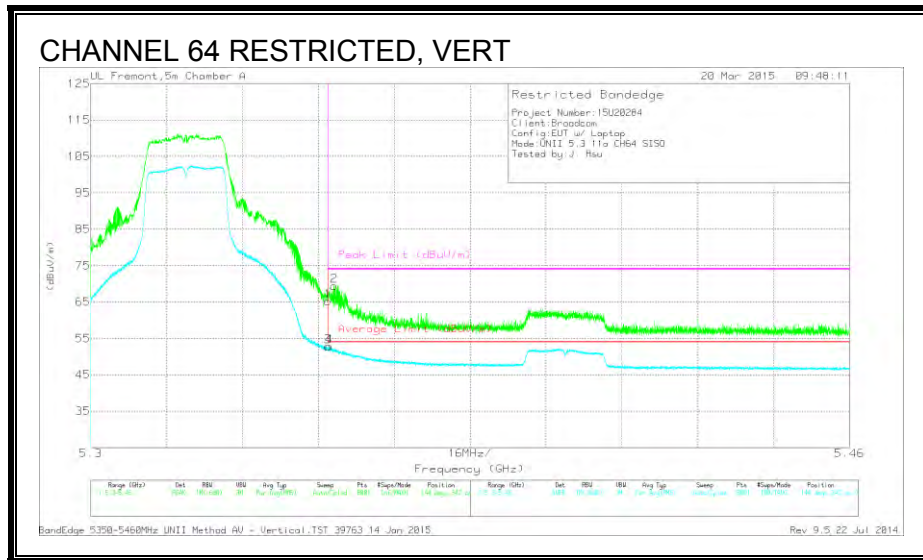
Trace Markers

Marker	Frequency (GHz)	Meter Reading (dBuV)	Det	AF T136 (dB/m)	Bypass (dB)	Corrected Reading (dBuV/m)	Average Limit (dBuV/m)	Margin (dB)	Peak Limit (dBuV/m)	PK Margin (dB)	Azimuth (Degs)	Height (cm)	Polarity
1	* 5.35	14.46	PK	34.6	8.7	57.76	-	-	74	-16.24	228	365	H
2	* 5.386	20.87	PK	34.6	8.8	64.27	-	-	74	-9.73	228	365	H
3	* 5.35	4.37	RMS	34.6	8.7	47.67	54	-6.33	-	-	228	365	H
4	* 5.379	9.99	RMS	34.6	8.8	53.39	54	-6.1	-	-	228	365	H

* - indicates frequency in CFR15.205/IC8.10 Restricted Band

PK - Peak detector
 RMS - RMS detection

RESTRICTED BANDEDGE (CHANNEL 64)



Trace Markers

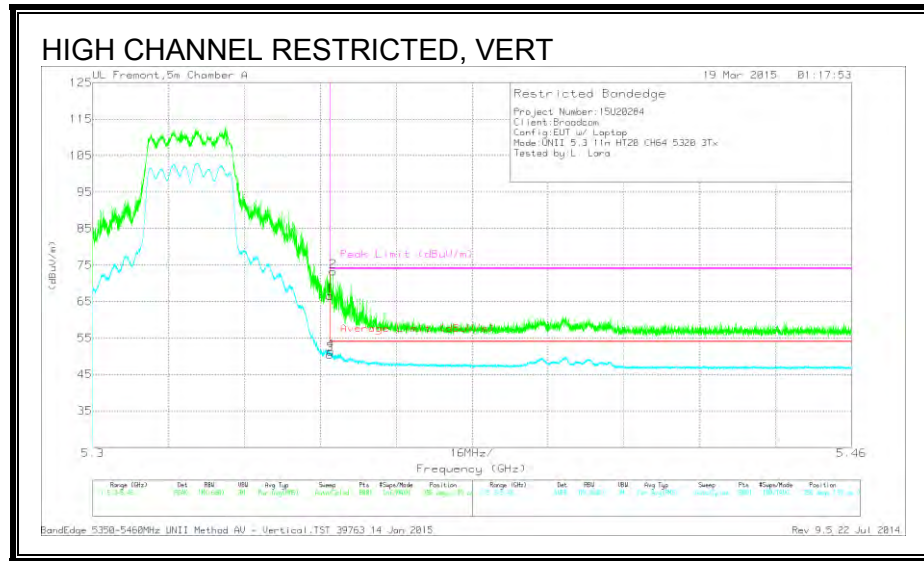
Marker	Frequency (GHz)	Meter Reading (dBuV)	Det	AF T136 (dB/m)	Bypass (dB)	Corrected Reading (dBuV/m)	Average Limit (dBuV/m)	Margin (dB)	Peak Limit (dBuV/m)	PK Margin (dB)	Azimuth (Degs)	Height (cm)	Polarity
1	* 5.35	21.89	PK	34.6	8.7	65.19	-	-	74	-8.81	144	342	V
2	* 5.351	26.03	PK	34.6	8.8	69.43	-	-	74	-4.57	144	342	V
3	* 5.35	9.43	RMS	34.6	8.7	52.73	54	-1.27	-	-	144	342	V
4	* 5.35	9.48	RMS	34.6	8.7	52.78	54	-1.22	-	-	144	342	V

* - indicates frequency in CFR15.205/IC8.10 Restricted Band

PK - Peak detector
 RMS - RMS detection

9.12. TX ABOVE 1 GHz 802.11n HT20 CDD 3TX MODE IN THE 5.3 GHz BAND

RESTRICTED BANDEDGE (HIGH CHANNEL)



Trace Markers

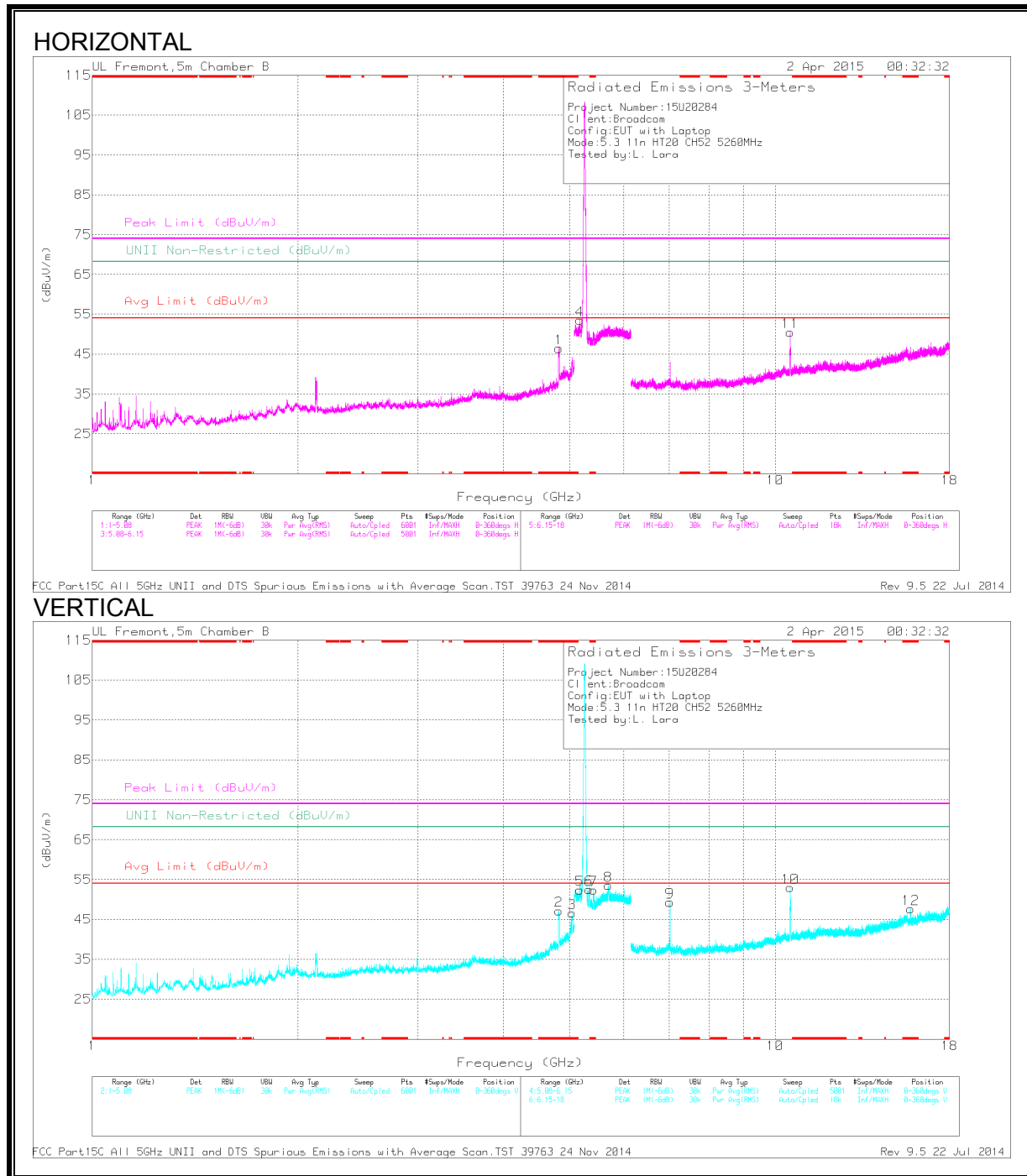
Marker	Frequency (GHz)	Meter Reading (dBuV)	Det	AF T136 (dB/m)	Bypass (dB)	Corrected Reading (dBuV/m)	Average Limit (dBuV/m)	Margin (dB)	Peak Limit (dBuV/m)	PK Margin (dB)	Azimuth (Degs)	Height (cm)	Polarity
1	* 5.35	23.23	PK	34.6	8.7	66.53	-	-	74	-7.47	356	139	V
3	* 5.35	7.14	RMS	34.6	8.7	50.44	54	-3.56	-	-	356	139	V
4	* 5.35	8.05	RMS	34.6	8.7	51.35	54	-2.65	-	-	356	139	V
2	* 5.351	29.96	PK	34.6	8.7	73.26	-	-	74	-7.4	356	139	V

* - indicates frequency in CFR15.205/IC8.10 Restricted Band

PK - Peak detector
 RMS - RMS detection

HARMONICS AND SPURIOUS EMISSIONS

LOW CHANNEL



Trace Markers

Marker	Frequency (GHz)	Meter Reading (dBuV)	Det	AF T345 (dB/m)	Amp/Cbl/Fitr /Pad (dB)	Corrected Reading (dBuV/m)	Avg Limit (dBuV/m)	Margin (dB)	Peak Limit (dBuV/m)	PK Margin (dB)	UNII Non-Restricted (dBuV/m)	PK Margin (dB)	Azimuth (Degs)	Height (cm)	Polarity
1	* 4.825	51.17	PK1	34.3	-29.7	55.77	-	-	74	-18.23	-	-	157	241	H
	4.825	42.35	AD1	34.3	-29.7	46.95	54	-7.05	-	-	-	-	157	241	H
2	* 4.819	50.45	PK1	34.3	-29.7	55.05	-	-	74	-18.95	-	-	316	214	V
	* 4.825	41.57	AD1	34.3	-29.7	46.17	54	-7.83	-	-	-	-	316	214	V
3	* 5.04	50.02	PK1	34	-28.6	55.42	-	-	74	-18.58	-	-	71	268	V
	* 5.041	39.81	AD1	34	-28.6	45.21	54	-8.79	-	-	-	-	71	268	V
7	* 5.422	44.3	PK1	34.5	-18.1	60.7	-	-	74	-13.3	-	-	58	147	V
	* 5.422	34.28	AD1	34.5	-18.1	50.68	54	-3.32	-	-	-	-	58	147	V
12	* 15.772	37.42	PK1	40.5	-21.4	56.52	-	-	74	-17.48	-	-	276	106	V
	* 15.782	25.83	AD1	40.5	-21.5	44.83	54	-9.17	-	-	-	-	276	106	V
5	5.173	45.07	PK1	34.2	-17.8	61.47	-	-	-	-	68.2	-6.73	346	116	V
4	5.179	45.42	PK1	34.2	-17.9	61.72	-	-	-	-	68.2	-6.48	4	241	H
6	5.342	46.07	PK1	34.4	-17.8	62.67	-	-	-	-	68.2	-5.53	58	166	V
8	5.703	44.65	PK1	35	-17.9	61.75	-	-	-	-	68.2	-6.45	254	232	V
9	7.014	43.77	PK1	36	-27.4	52.37	-	-	-	-	68.2	-15.83	242	196	V
11	10.527	45.37	PK1	37.5	-23.3	59.57	-	-	-	-	68.2	-8.63	218	254	H
10	10.522	45.71	PK1	37.5	-23.3	59.91	-	-	-	-	68.2	-8.29	325	122	V

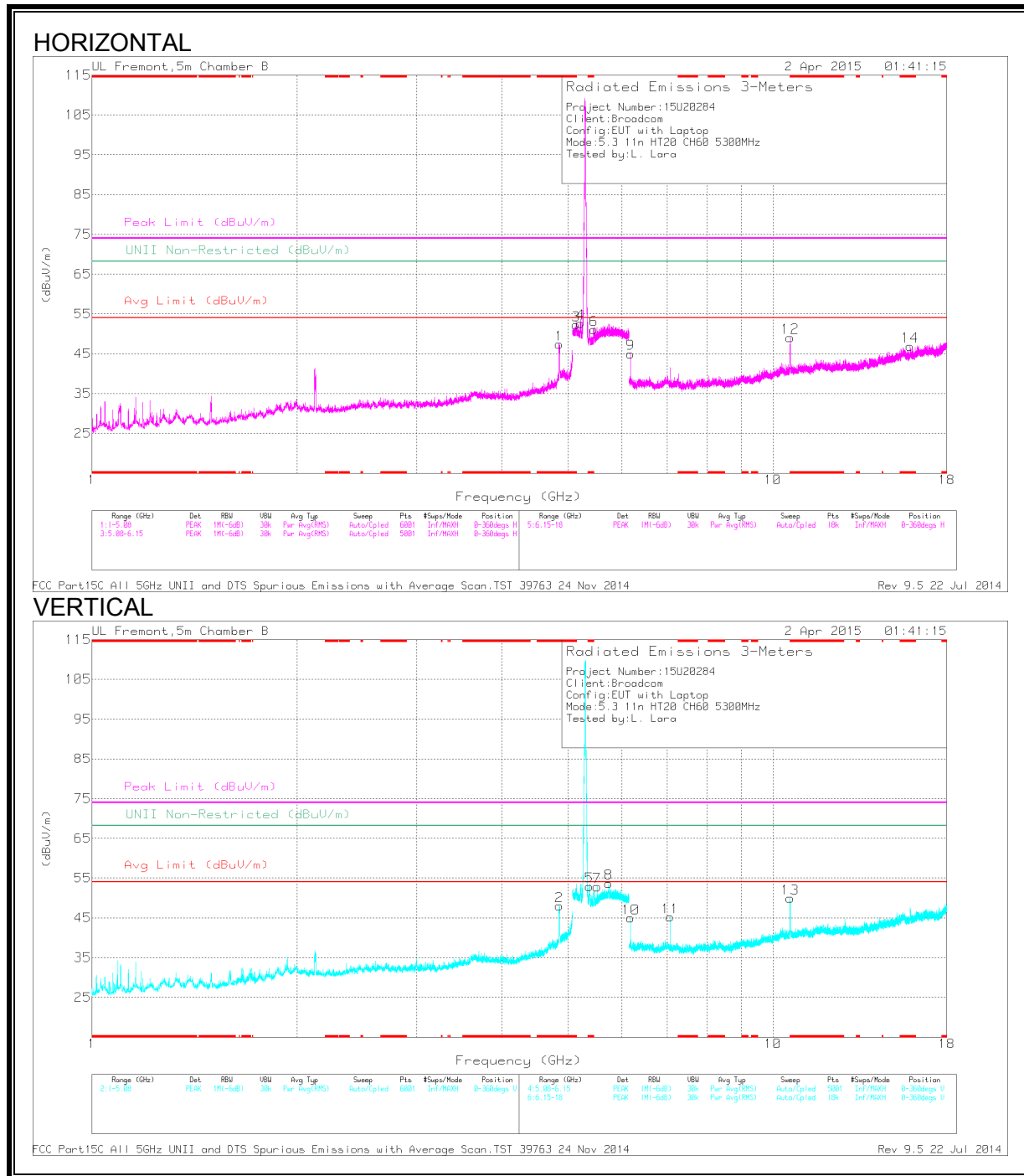
* - indicates frequency in CFR15.205/IC8.10 Restricted Band

PK - Peak detector

PK1 - KDB789033 Method: Peak

AD1 - KDB789033 Method: AD Primary Power Average

MID CHANNEL



Trace Markers

Marker	Frequency (GHz)	Meter Reading (dBuV)	Det	AF T345 (dB/m)	Amp/Cbl/Fitr /Pad (dB)	Corrected Reading (dBuV/m)	Avg Limit (dBuV/m)	Margin (dB)	Peak Limit (dBuV/m)	PK Margin (dB)	UNII Non-Restricted (dBuV/m)	PK Margin (dB)	Azimuth (Degs)	Height (cm)	Polarity
1	* 4.856	50.78	PK1	34.2	-30	54.98	-	-	74	-19.02	-	-	243	225	H
	* 4.861	41.8	AD1	34.2	-30	46	54	-8	-	-	-	-	243	225	H
2	* 4.865	50.56	PK1	34.2	-29.9	54.86	-	-	74	-19.14	-	-	274	272	V
	* 4.86	41.33	AD1	34.2	-30	45.53	54	-8.47	-	-	-	-	274	272	V
3	* 5.144	44.65	PK1	34.1	-17.8	60.95	-	-	74	-13.05	-	-	7	203	H
	* 5.139	34.78	AD1	34.1	-17.8	51.08	54	-2.92	-	-	-	-	7	203	H
5	* 5.377	46.54	PK1	34.4	-17.8	63.14	-	-	74	-10.86	-	-	57	183	V
	* 5.382	35.39	AD1	34.4	-17.8	51.99	54	-2.01	-	-	-	-	57	183	V
12	* 10.602	42.23	PK1	37.6	-22.8	57.03	-	-	74	-16.97	-	-	15	297	H
	* 10.603	31.12	AD1	37.6	-22.7	46.02	54	-7.98	-	-	-	-	15	297	H
14	* 15.903	34.37	PK1	40.7	-20.3	54.77	-	-	74	-19.23	-	-	15	103	H
	* 15.905	23.45	AD1	40.7	-20.3	43.85	54	-10.15	-	-	-	-	15	103	H
4	5.229	45.6	PK1	34.3	-17.8	62.1	-	-	-	-	68.2	-6.1	3	237	H
6	5.467	43.8	PK1	34.5	-18.1	60.2	-	-	-	-	68.2	-8	6	205	H
7	5.521	42.53	PK1	34.6	-18.1	59.03	-	-	-	-	68.2	-9.17	56	123	V
8	5.75	44.23	PK1	35.1	-17.7	61.63	-	-	-	-	68.2	-6.57	275	198	V
9	6.184	43.96	PK1	35.5	-28.4	51.06	-	-	-	-	68.2	-17.14	351	233	H
10	6.184	44.39	PK1	35.5	-28.4	51.49	-	-	-	-	68.2	-16.71	339	137	V
11	7.067	43.04	PK1	35.8	-28.2	50.64	-	-	-	-	68.2	-17.56	242	209	V
13	10.597	43.89	PK1	37.6	-22.8	58.69	-	-	-	-	68.2	-9.51	325	122	V

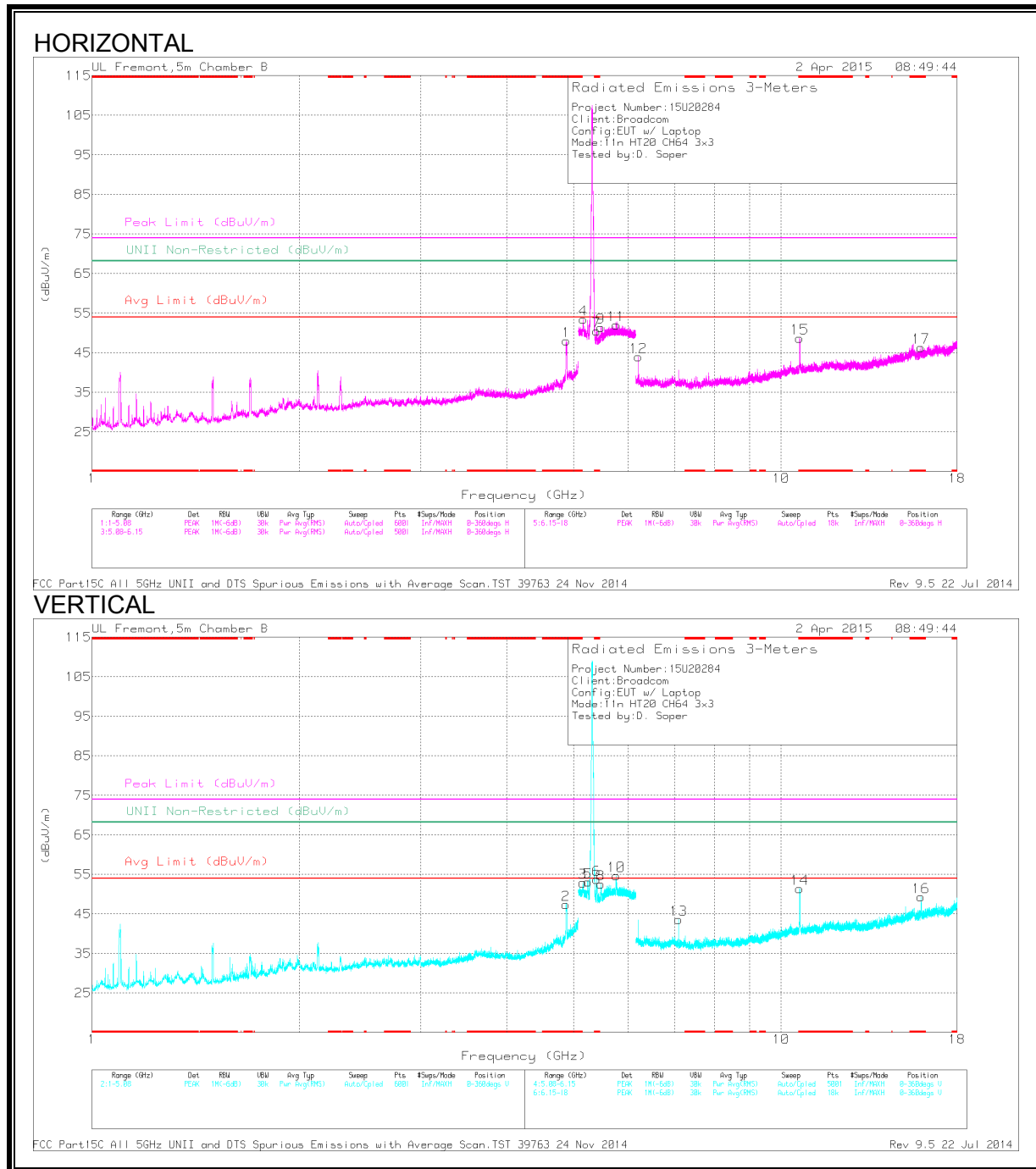
* - indicates frequency in CFR15.205/IC8.10 Restricted Band

PK - Peak detector

PK1 - KDB789033 Method: Peak

AD1 - KDB789033 Method: AD Primary Power Average

HIGH CHANNEL



Trace Markers

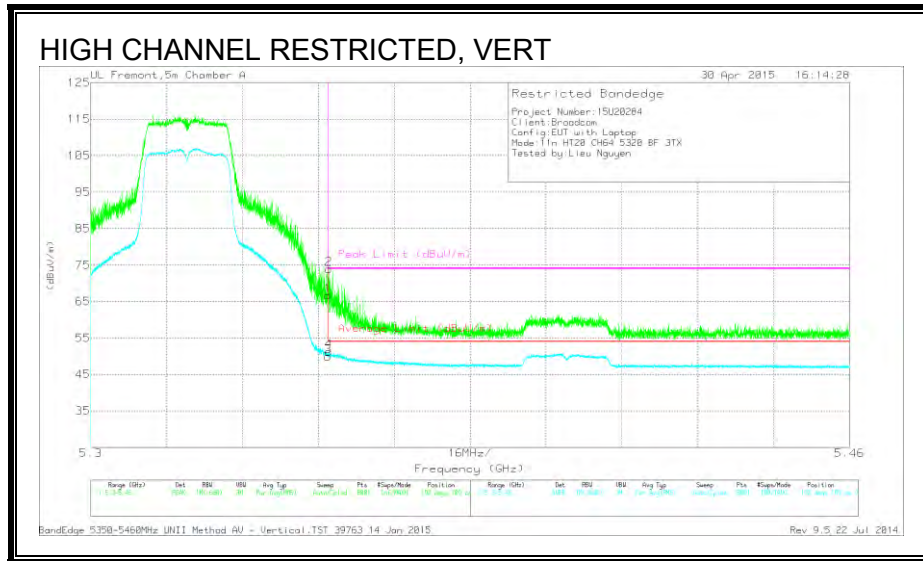
Marker	Frequency (GHz)	Meter Reading (dBuV)	Det	AF T345 (dB/m)	Amp/Cbl/Ftr /Pad (dB)	Corrected Reading (dBuV/m)	Avg Limit (dBuV/m)	Margin (dB)	Peak Limit (dBuV/m)	PK Margin (dB)	UNII Non-Restricted (dBuV/m)	PK Margin (dB)	Azimuth (Degs)	Height (cm)	Polarity
15	* 10.641	41.5	PK1	37.6	-22.6	56.5	-	-	74	-17.5	-	-	2	302	H
	* 10.641	29.95	AD1	37.6	-22.6	44.95	54	-9.05	-	-	-	-	2	302	H
14	* 10.64	44.53	PK1	37.6	-22.6	59.53	-	-	74	-14.47	-	-	70	185	V
	* 10.641	33.7	AD1	37.6	-22.6	48.7	54	-5.3	-	-	-	-	70	185	V
17	* 15.955	35.45	PK1	40.8	-20.3	55.95	-	-	74	-18.05	-	-	141	129	H
	* 15.955	23.15	AD1	40.8	-20.3	43.65	54	-10.35	-	-	-	-	141	129	H
16	* 15.961	35.93	PK1	40.8	-20.4	56.33	-	-	74	-17.67	-	-	270	136	V
	* 15.961	24.76	AD1	40.8	-20.4	45.16	54	-8.84	-	-	-	-	270	136	V
2	* 4.871	51.2	PK1	34.2	-29.9	55.5	-	-	74	-18.5	-	-	339	120	V
	* 4.872	41.86	AD1	34.2	-29.9	46.16	54	-7.84	-	-	-	-	339	120	V
1	* 4.88	50.49	PK1	34.2	-29.8	54.89	-	-	74	-19.11	-	-	242	223	H
	* 4.88	41.14	AD1	34.2	-29.8	45.54	54	-8.46	-	-	-	-	242	223	H
7	* 5.399	42.87	PK1	34.5	-18	59.37	-	-	74	-14.63	-	-	148	217	H
	* 5.399	31.42	AD1	34.5	-18	47.92	54	-6.08	-	-	-	-	148	217	H
6	* 5.402	45.26	PK1	34.5	-17.9	61.86	-	-	74	-12.14	-	-	59	105	V
	* 5.402	33.87	AD1	34.5	-17.9	50.47	54	-3.53	-	-	-	-	59	105	V
3	5.152	45.25	PK1	34.1	-17.8	61.55	-	-	-	-	68.2	-6.65	169	123	V
4	5.163	44.38	PK1	34.2	-17.8	60.78	-	-	-	-	68.2	-7.42	216	263	H
5	5.239	45.57	PK1	34.3	-17.9	61.97	-	-	-	-	68.2	-6.23	346	222	V
8	5.48	43.96	PK1	34.5	-18.1	60.36	-	-	-	-	68.2	-7.84	239	222	H
9	5.48	43.43	PK1	34.5	-18.1	59.83	-	-	-	-	68.2	-8.37	84	108	V
10	5.764	45.01	PK1	35.1	-17.7	62.41	-	-	-	-	68.2	-5.79	252	154	V
11	5.768	44.29	PK1	35.1	-17.6	61.79	-	-	-	-	68.2	-6.41	86	273	H
12	6.207	43.65	PK1	35.5	-28.4	50.75	-	-	-	-	68.2	-17.45	214	234	H
13	7.094	44.34	PK1	35.6	-28.5	51.44	-	-	-	-	68.2	-16.76	249	221	V

* - indicates frequency in CFR15.205/IC8.10 Restricted Band

PK - Peak detector
 PK1 - KDB789033 Method: Peak
 AD1 - KDB789033 Method: AD Primary Power Average

9.13. TX ABOVE 1 GHz 802.11n HT20 TxBF 3TX MODE IN THE 5.3 GHz BAND

RESTRICTED BANDEDGE (HIGH CHANNEL)



Trace Markers

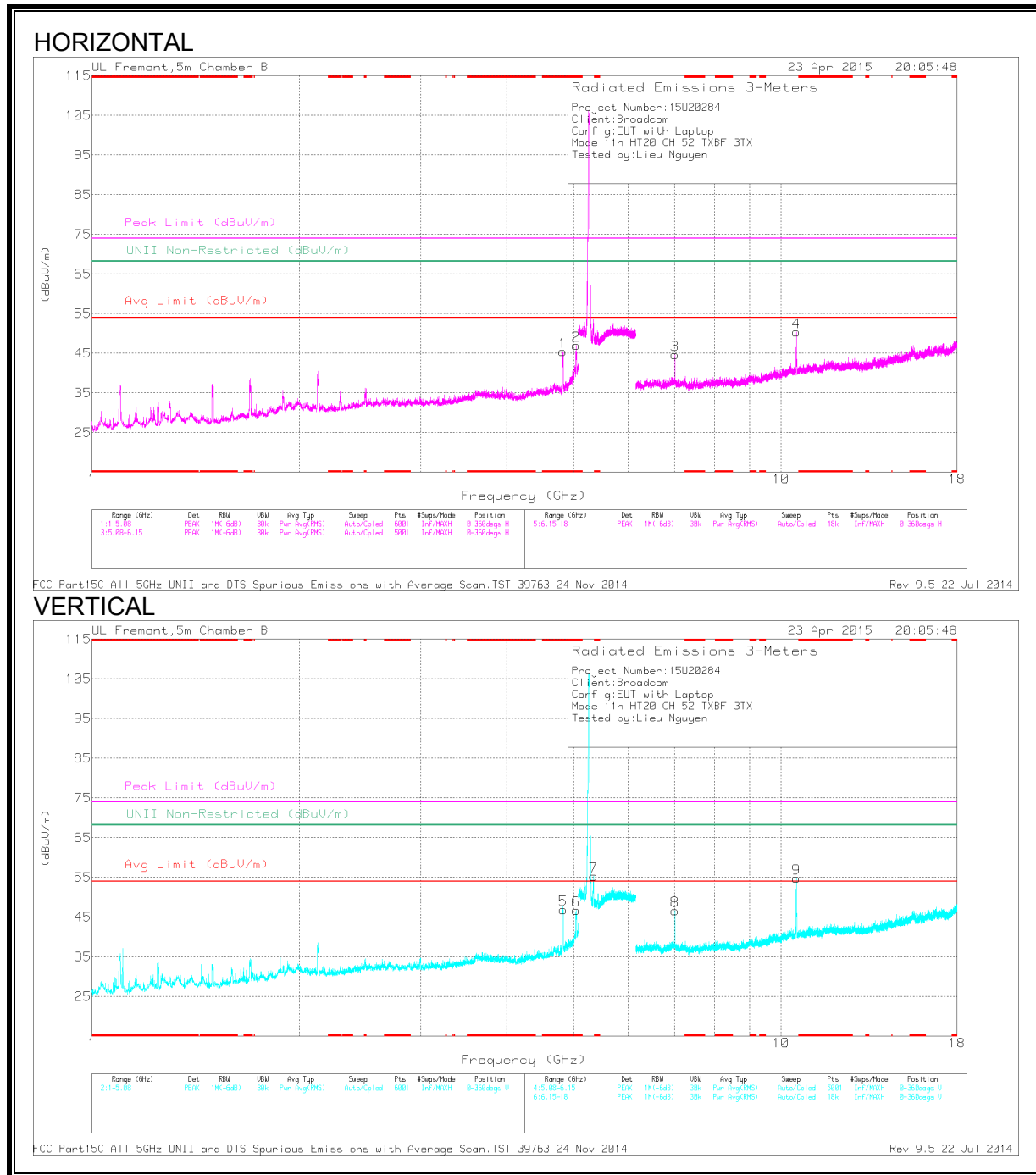
Marker	Frequency (GHz)	Meter Reading (dBuV)	Det	AF T136 (dB/m)	Bypass (dB)	DC Corr (dB)	Corrected Reading (dBuV/m)	Average Limit (dBuV/m)	Margin (dB)	Peak Limit (dBuV/m)	PK Margin (dB)	Azimuth (Degs)	Height (cm)	Polarity
1	* 5.35	24.59	PK	34.6	7.5	0	66.69	-	-	74	-7.31	192	109	V
2	* 5.35	31.73	PK	34.6	7.5	0	73.83	-	-	74	-1.17	192	109	V
3	* 5.35	7.19	RMS	34.6	7.5	.65	49.94	54	-4.06	-	-	192	109	V
4	* 5.35	8.52	RMS	34.6	7.5	.65	51.27	54	-2.73	-	-	192	109	V

* - indicates frequency in CFR15.205/IC8.10 Restricted Band

PK - Peak detector
 RMS - RMS detection

HARMONICS AND SPURIOUS EMISSIONS

LOW CHANNEL



Trace Markers

Marker	Frequency (GHz)	Meter Reading (dBuV)	Det	AF T345 (dB/m)	Amp/Cbl/ft r/Pad (dB)	DC Corr (dB)	Corrected Reading (dBuV/m)	Avg Limit (dBuV/m)	Margin (dB)	Peak Limit (dBuV/m)	PK Margin (dB)	UNII Non-Restricted (dBuV/m)	PK Margin (dB)	Azimuth (Degs)	Height (cm)	Polarity
1	* 4.823	48.96	PK1	34.3	-29.7	0	53.56	-	-	74	-20.44	-	-	125	264	H
	* 4.825	36.58	AD1	34.3	-29.7	.65	38.78	54	-15.22	-	-	-	-	125	264	H
2	* 5.043	51.78	PK1	34	-28.5	0	57.28	-	-	74	-16.72	-	-	78	296	H
	* 5.043	38.29	AD1	34	-28.5	.65	41.39	54	-12.61	-	-	-	-	78	296	H
5	* 4.828	49.79	PK1	34.3	-29.7	0	54.39	-	-	74	-19.61	-	-	356	226	V
	* 4.826	36.99	AD1	34.3	-29.7	.65	39.19	54	-14.81	-	-	-	-	356	226	V
6	* 5.039	51.73	PK1	34	-28.6	0	57.13	-	-	74	-16.87	-	-	27	207	V
	* 5.039	39.61	AD1	34	-28.6	.65	42.61	54	-11.39	-	-	-	-	27	207	V
7	5.346	46.37	PK1	34.4	-17.8	0	62.97	-	-	-	-	68.2	-5.23	48	137	V
3	7.013	41.91	PK1	36	-27.4	0	50.51	-	-	-	-	68.2	-17.69	61	201	H
8	7.013	43.15	PK1	36	-27.4	0	51.75	-	-	-	-	68.2	-16.45	315	217	V
4	10.521	42.05	PK1	37.5	-23.2	0	56.35	-	-	-	-	68.2	-11.85	228	198	V
9	10.523	40.24	PK1	37.5	-23.3	0	54.44	-	-	-	-	68.2	-13.76	261	159	H

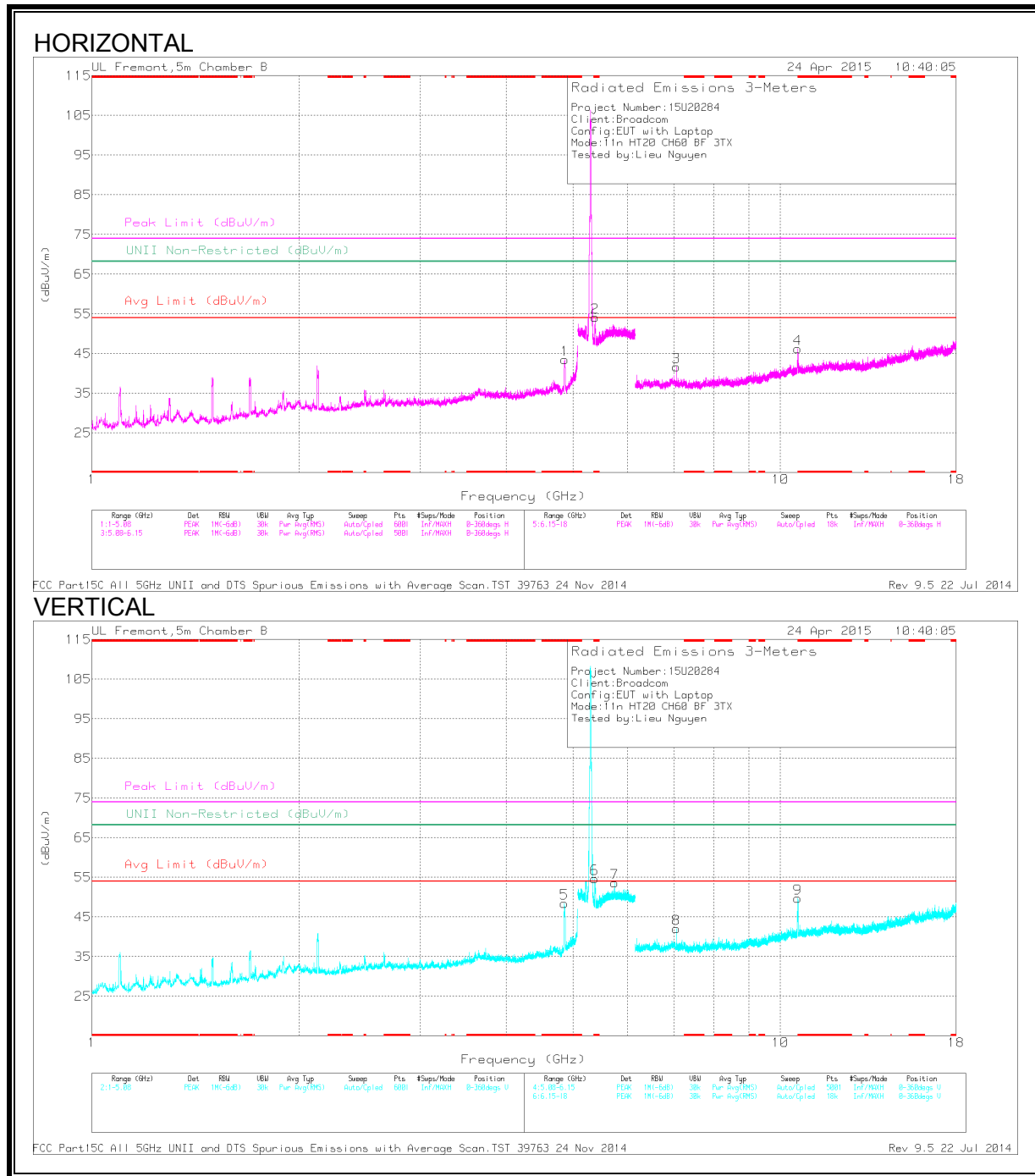
* - indicates frequency in CFR15.205/IC8.10 Restricted Band

PK - Peak detector

PK1 - KDB789033 Method: Peak

AD1 - KDB789033 Method: AD Primary Power Average

MID CHANNEL



Trace Markers

Marker	Frequency (GHz)	Meter Reading (dBuV)	Det	AF T345 (dB/m)	Amp/Cbl/Fit r/Pad (dB)	DC Corr (dB)	Corrected Reading (dBuV/m)	Avg Limit (dBuV/m)	Margin (dB)	Peak Limit (dBuV/m)	PK Margin (dB)	UNII Non-Restricted (dBuV/m)	PK Margin (dB)	Azimuth (Degs)	Height (cm)	Polarity
1	* 4.86	50.07	PK1	34.2	-30	0	54.27	-	-	74	-19.73	-	-	71	350	H
	* 4.862	37.02	AD1	34.2	-30	.65	41.87	54	-12.13	-	-	-	-	71	350	H
5	* 4.857	51.15	PK1	34.2	-30	0	55.35	-	-	74	-18.65	-	-	40	142	V
	* 4.857	39.22	AD1	34.2	-30	.65	44.07	54	-9.93	-	-	-	-	40	142	V
2	* 5.383	47.45	PK1	34.4	-17.8	0	64.05	-	-	74	-9.95	-	-	98	262	H
	* 5.383	33.79	AD1	34.4	-17.8	.65	51.04	54	-2.96	-	-	-	-	98	262	H
6	* 5.377	44.69	PK1	34.4	-17.8	0	61.29	-	-	74	-12.71	-	-	236	104	V
	* 5.375	32.07	AD1	34.4	-17.8	.65	49.32	54	-4.68	-	-	-	-	236	104	V
7	5.742	44.17	PK1	35.1	-17.8	0	61.47	-	-	-	-	68.2	-6.73	208	144	V
8	7.067	42.75	PK1	35.8	-28.2	0	50.35	-	-	-	-	68.2	-17.85	85	302	H
3	7.067	42.54	PK1	35.8	-28.2	0	50.14	-	-	-	-	68.2	-18.06	48	221	V
4	10.599	31.42	PK	37.6	-22.8	0	46.22	-	-	-	-	68.2	-21.98	0-360	101	H
9	10.599	34.98	PK	37.6	-22.8	0	49.78	-	-	-	-	68.2	-18.42	0-360	200	V

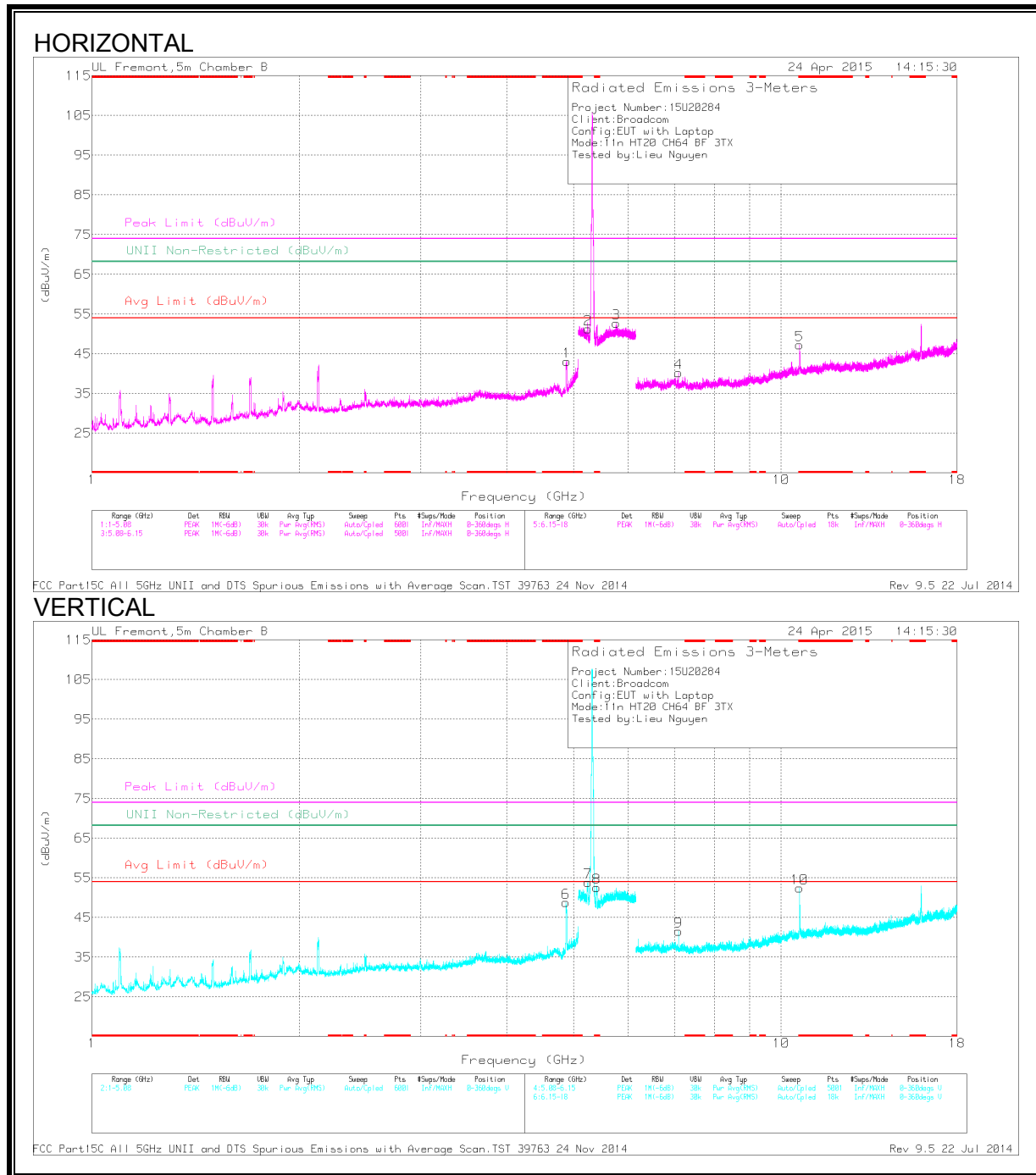
* - indicates frequency in CFR15.205/IC8.10 Restricted Band

PK - Peak detector

PK1 - KDB789033 Method: Peak

AD1 - KDB789033 Method: AD Primary Power Average

HIGH CHANNEL



Trace Markers

Marker	Frequency (GHz)	Meter Reading (dBuV)	Det	AF T345 (dB/m)	Amp/Cbl/Fit r/Pad (dB)	DC Corr (dB)	Corrected Reading (dBuV/m)	Avg Limit (dBuV/m)	Margin (dB)	Peak Limit (dBuV/m)	PK Margin (dB)	UNII Non-Restricted (dBuV/m)	PK Margin (dB)	Azimuth (Degs)	Height (cm)	Polarity
1	* 4.883	48.59	PK1	34.2	-29.7	0	53.09	-	-	74	-20.91	-	-	121	259	H
	* 4.882	35.82	AD1	34.2	-29.7	.65	40.97	54	-13.03	-	-	-	-	121	259	H
6	* 4.875	52.03	PK1	34.2	-29.8	0	56.43	-	-	74	-17.57	-	-	38	267	V
	* 4.875	39.09	AD1	34.2	-29.8	.65	44.14	54	-9.86	-	-	-	-	38	267	V
8	* 5.406	44.31	PK1	34.5	-18	0	60.81	-	-	74	-13.19	-	-	244	135	V
	* 5.404	31.66	AD1	34.5	-17.9	.65	48.91	54	-5.09	-	-	-	-	244	135	V
5	* 10.64	40.66	PK1	37.6	-22.6	0	55.66	-	-	74	-18.34	-	-	65	347	H
	* 10.639	27.89	AD1	37.6	-22.7	.65	43.44	54	-10.56	-	-	-	-	65	347	H
10	* 10.637	41.96	PK1	37.6	-22.7	0	56.86	-	-	74	-17.14	-	-	39	120	V
	* 10.639	30.55	AD1	37.6	-22.7	.65	46.1	54	-7.9	-	-	-	-	39	120	V
2	5.245	44.23	PK1	34.3	-17.8	0	60.73	-	-	-	-	68.2	-7.47	216	263	H
7	5.246	46.96	PK1	34.3	-17.8	0	63.46	-	-	-	-	68.2	-4.74	28	243	V
3	5.759	43.43	PK1	35.1	-17.6	0	60.93	-	-	-	-	68.2	-7.27	89	307	H
4	7.093	41.7	PK1	35.6	-28.5	0	48.8	-	-	-	-	68.2	-19.4	83	301	H
9	7.094	41.12	PK1	35.6	-28.5	0	48.22	-	-	-	-	68.2	-19.98	193	135	V

* - indicates frequency in CFR15.205/IC8.10 Restricted Band

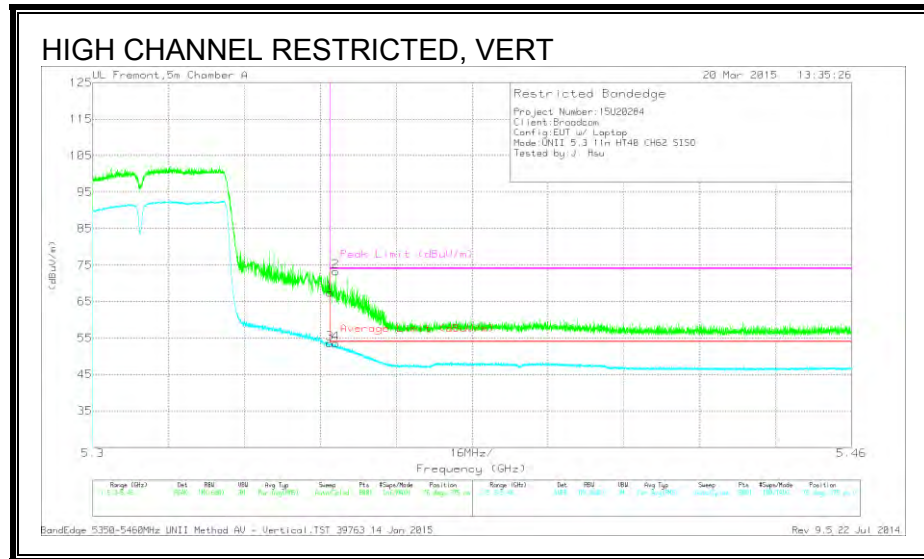
PK - Peak detector

PK1 - KDB789033 Method: Peak

AD1 - KDB789033 Method: AD Primary Power Average

9.14. TX ABOVE 1 GHz 802.11n HT40 1TX MODE IN THE 5.3 GHz BAND

RESTRICTED BANDEDGE (HIGH CHANNEL)



Trace Markers

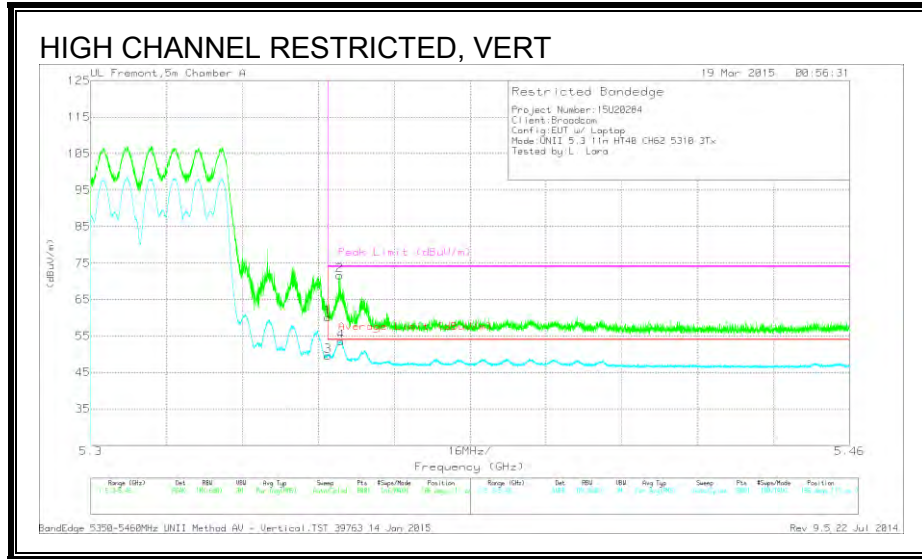
Marker	Frequency (GHz)	Meter Reading (dBuV)	Det	AF T136 (dB/m)	Bypass (dB)	DC Corr (dB)	Corrected Reading (dBuV/m)	Average Limit (dBuV/m)	Margin (dB)	Peak Limit (dBuV/m)	PK Margin (dB)	Azimuth (Degs)	Height (cm)	Polarity
1	* 5.35	24.13	PK	34.6	8.7	0	67.43	-	-	74	-6.57	76	375	V
2	* 5.351	29.81	PK	34.6	8.8	0	73.21	-	-	74	-7.79	76	375	V
3	* 5.35	10.18	RMS	34.6	8.7	.09	53.57	54	-.43	-	-	76	375	V
4	* 5.351	10.08	RMS	34.6	8.8	.09	53.57	54	-.43	-	-	76	375	V

* - indicates frequency in CFR15.205/IC8.10 Restricted Band

PK - Peak detector
 RMS - RMS detection

9.15. TX ABOVE 1 GHz 802.11n HT40 CDD 3TX MODE IN THE 5.3 GHz BAND

RESTRICTED BANDEDGE (HIGH CHANNEL)



Trace Markers

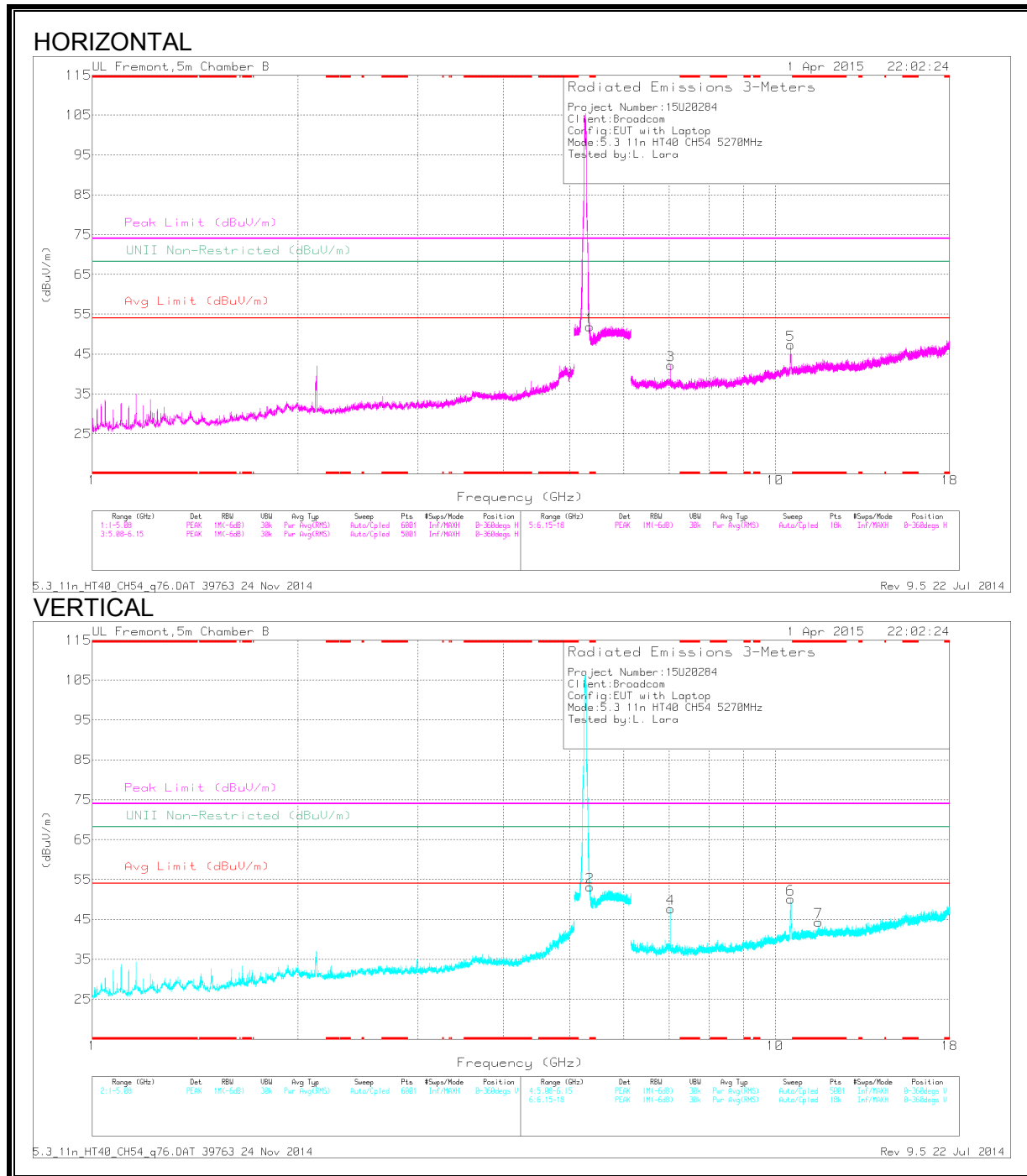
Marker	Frequency (GHz)	Meter Reading (dBuV)	Det	AF T136 (dB/m)	Bypass (dB)	DC Corr (dB)	Corrected Reading (dBuV/m)	Average Limit (dBuV/m)	Margin (dB)	Peak Limit (dBuV/m)	PK Margin (dB)	Azimuth (Degs)	Height (cm)	Polarity
1	* 5.35	16.79	PK	34.6	8.7	0	60.09	-	-	74	-13.91	186	111	V
3	* 5.35	6.17	RMS	34.6	8.7	.09	49.56	54	-4.44	-	-	186	111	V
2	* 5.352	28.23	PK	34.6	8.8	0	71.63	-	-	74	-2.37	186	111	V
4	* 5.353	10.06	RMS	34.6	8.8	.09	53.55	54	-0.45	-	-	186	111	V

* - indicates frequency in CFR15.205/IC8.10 Restricted Band

PK - Peak detector
 RMS - RMS detection

HARMONICS AND SPURIOUS EMISSIONS

LOW CHANNEL



Trace Markers

Marker	Frequency (GHz)	Meter Reading (dBuV)	Det	AF T345 (dB/m)	Amp/Cbl/Fitr/Pad (dB)	DC Corr (dB)	Corrected Reading (dBuV/m)	Avg Limit (dBuV/m)	Margin (dB)	Peak Limit (dBuV/m)	PK Margin (dB)	UNII Non-Restricted (dBuV/m)	PK Margin (dB)	Azimuth (Degs)	Height (cm)	Polarity
1	* 5.353	48.87	PK1	34.4	-17.7	0	65.57	-	-	74	-8.43	-	-	58	264	H
	* 5.352	32.65	AD1	34.4	-17.7	.09	49.44	54	-4.56	-	-	-	-	58	264	H
2	* 5.352	49.98	PK1	34.4	-17.7	0	66.68	-	-	74	-7.32	-	-	62	202	V
	* 5.353	34.04	AD1	34.4	-17.7	.09	50.83	54	-3.17	-	-	-	-	62	202	V
7	* 11.573	33.93	PK1	38.4	-22.1	0	50.23	-	-	74	-23.77	-	-	0	223	V
	* 11.579	22.77	AD1	38.4	-22.2	.09	39.06	54	-14.94	-	-	-	-	0	223	V
3	7.028	41.03	PK1	35.9	-27.9	0	49.03	-	-	-	-	68.2	-19.17	74	187	H
	7.027	45.31	PK1	35.9	-27.9	0	53.31	-	-	-	-	68.2	-14.89	246	210	V
5	10.547	40.93	PK1	37.5	-23.4	0	55.03	-	-	-	-	68.2	-13.17	26	303	H
	10.541	42.75	PK1	37.5	-23.4	0	56.85	-	-	-	-	68.2	-11.35	325	119	V

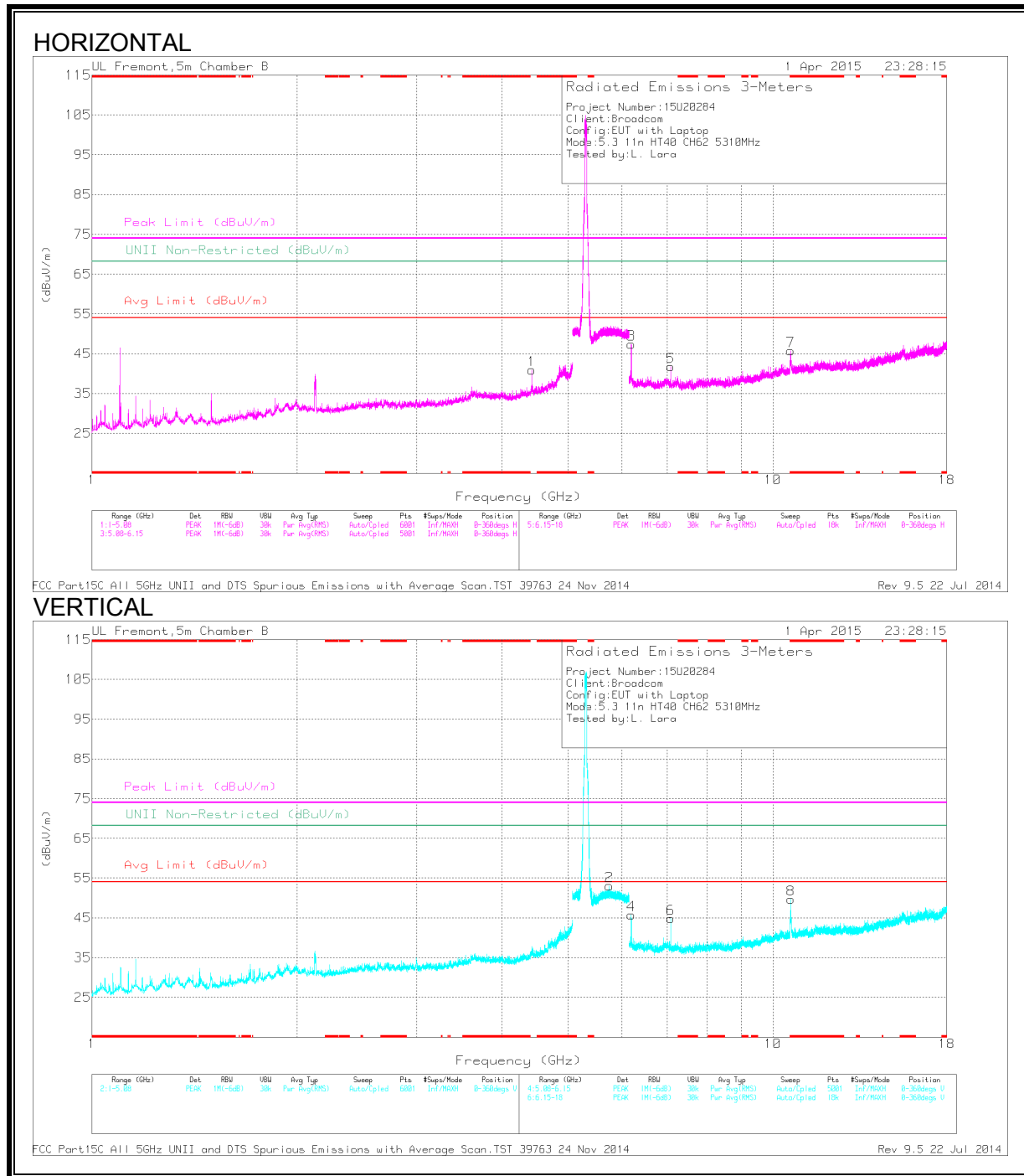
* - indicates frequency in CFR15.205/IC8.10 Restricted Band

PK - Peak detector

PK1 - KDB789033 Method: Peak

AD1 - KDB789033 Method: AD Primary Power Average

HIGH CHANNEL



Trace Markers

Marker	Frequency (GHz)	Meter Reading (dBuV)	Det	AF T345 (dB/m)	Amp/Cbl/Fitr/Pad (dB)	DC Corr (dB)	Corrected Reading (dBuV/m)	Avg Limit (dBuV/m)	Margin (dB)	Peak Limit (dBuV/m)	PK Margin (dB)	UNII Non-Restricted (dBuV/m)	PK Margin (dB)	Azimuth (Degs)	Height (cm)	Polarity
7	* 10.62	38.94	PK1	37.6	-22.8	0	53.74	-	-	74	-20.26	-	-	332	113	H
	10.62	27.39	AD1	37.6	-22.8	.09	42.28	54	-11.72	-	-	-	-	332	113	H
8	* 10.621	40.25	PK1	37.6	-22.8	0	55.05	-	-	74	-18.95	-	-	325	110	V
	10.621	29.77	AD1	37.6	-22.8	.09	44.66	54	-9.34	-	-	-	-	325	110	V
1	4.425	43.26	PK1	33.9	-29.7	0	47.46	-	-	-	-	68.2	-20.74	168	202	H
2	5.753	43.42	PK1	35.1	-17.8	0	60.72	-	-	-	-	68.2	-7.48	81	150	V
3	6.196	45.48	PK1	35.5	-28.4	0	52.58	-	-	-	-	68.2	-15.62	354	217	H
	6.196	45.39	PK1	35.5	-28.4	0	52.49	-	-	-	-	68.2	-15.71	340	137	V
5	7.08	40.72	PK1	35.7	-28.4	0	48.02	-	-	-	-	68.2	-20.18	338	232	H
6	7.081	43.84	PK1	35.7	-28.4	0	51.14	-	-	-	-	68.2	-17.06	243	195	V

* - indicates frequency in CFR15.205/IC8.10 Restricted Band

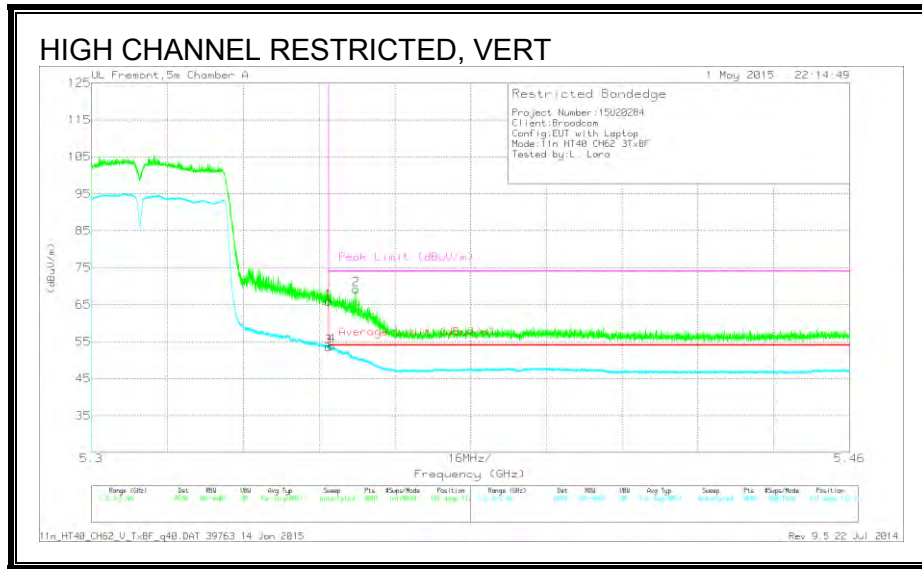
PK - Peak detector

PK1 - KDB789033 Method: Peak

AD1 - KDB789033 Method: AD Primary Power Average

9.16. TX ABOVE 1 GHz 802.11n HT40 TxBF 3TX MODE IN THE 5.3 GHz BAND

RESTRICTED BANDEDGE (HIGH CHANNEL)



Trace Markers

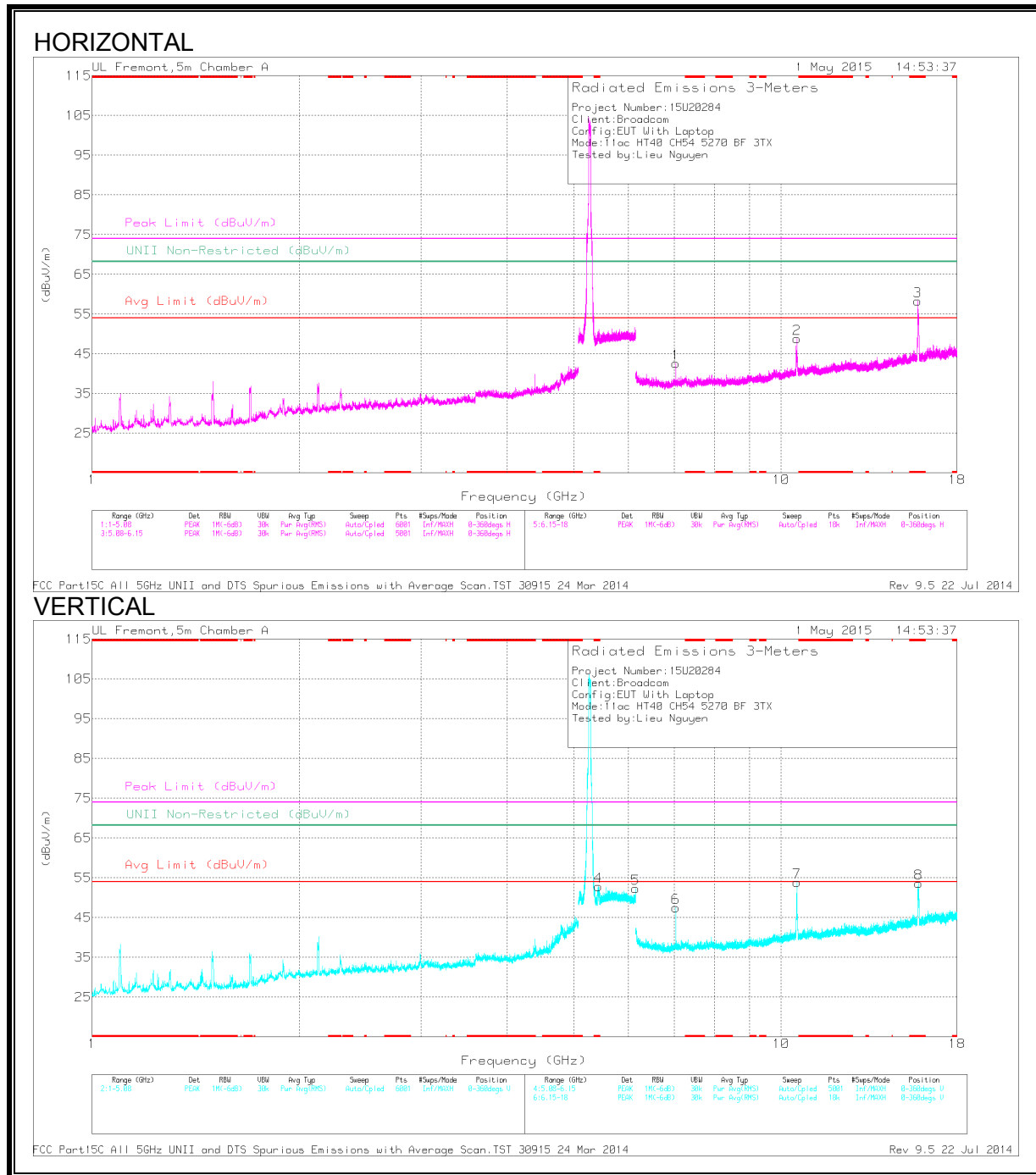
Marker	Frequency (GHz)	Meter Reading (dBuV)	Det	AF T136 (dB/m)	Bypass (dB)	DC Corr (dB)	Corrected Reading (dBuV/m)	Average Limit (dBuV/m)	Margin (dB)	Peak Limit (dBuV/m)	PK Margin (dB)	Azimuth (Degs)	Height (cm)	Polarity
1	* 5.35	23.81	PK	34.6	7.5	0	65.91	-	-	74	-8.09	191	112	V
3	* 5.35	10.65	RMS	34.6	7.5	.82	53.57	54	-.43	-	-	191	112	V
4	* 5.351	10.93	RMS	34.6	7.5	.82	53.85	54	-.15	-	-	191	112	V
2	* 5.356	27.07	PK	34.6	7.5	0	69.17	-	-	74	-4.83	191	112	V

* - indicates frequency in CFR15.205/IC8.10 Restricted Band

PK - Peak detector
 RMS - RMS detection

HARMONICS AND SPURIOUS EMISSIONS

LOW CHANNEL



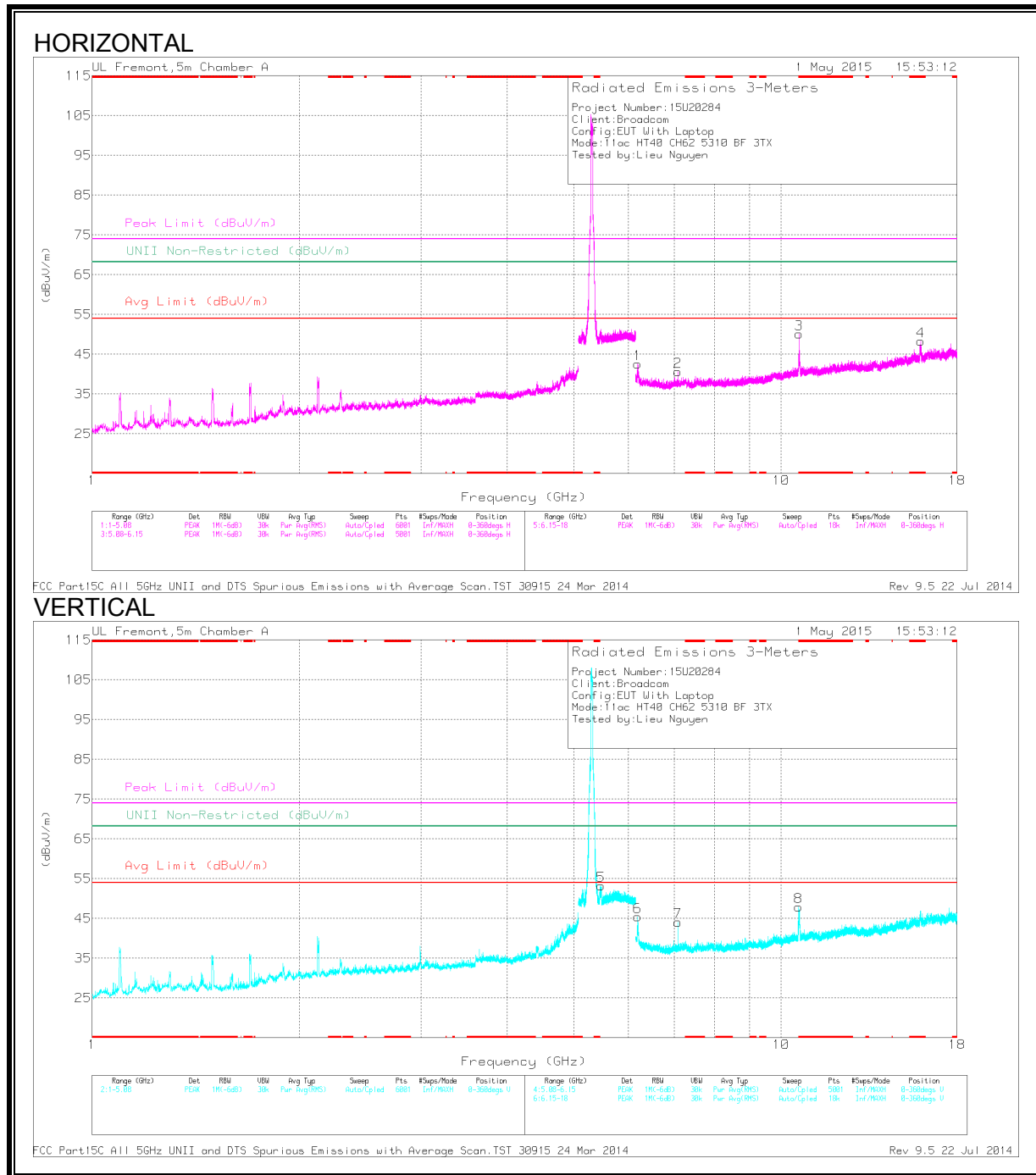
Trace Markers

Marker	Frequency (GHz)	Meter Reading (dBuV)	Det	AF T136 (dB/m)	Amp/Cbl/FI tr/Pad (dB)	DC Corr (dB)	Corrected Reading (dBuV/m)	Avg Limit (dBuV/m)	Margin (dB)	Peak Limit (dBuV/m)	PK Margin (dB)	UNII Non-Restricted (dBuV/m)	PK Margin (dB)	Azimuth (Degs)	Height (cm)	Polarity
4	* 5.426	48.17	PK1	34.6	-20.8	0	61.97	-	-	74	-12.03	-	-	156	310	V
	* 5.427	36.88	AD1	34.6	-20.8	.82	51.5	54	-2.5	-	-	-	-	156	310	V
3	* 15.778	51.89	PK1	40.4	-23	0	69.29	-	-	74	-4.71	-	-	360	131	H
	* 15.781	26.06	AD1	40.4	-23	.82	44.28	54	-9.72	-	-	-	-	360	131	H
8	* 15.819	36.86	PK1	40.5	-23.5	0	53.86	-	-	74	-20.14	-	-	194	341	V
	* 15.823	25.81	AD1	40.5	-23.6	.82	43.53	54	-10.47	-	-	-	-	194	341	V
5	6.148	42.54	PK1	35.4	-19.5	0	58.44	-	-	-	-	68.2	-9.76	265	183	V
6	7.027	40.6	PK1	35.6	-26.7	0	49.5	-	-	-	-	68.2	-18.7	283	194	H
1	7.027	42.57	PK1	35.6	-26.7	0	51.47	-	-	-	-	68.2	-16.73	194	197	V
2	10.541	44.7	PK1	37.6	-23.8	0	58.5	-	-	-	-	68.2	-9.7	24	350	H
7	10.541	46.69	PK1	37.6	-23.8	0	60.49	-	-	-	-	68.2	-7.71	186	107	V

* - indicates frequency in CFR15.205/IC8.10 Restricted Band

PK - Peak detector
 PK1 - KDB789033 Method: Peak
 AD1 - KDB789033 Method: AD Primary Power Average

HIGH CHANNEL



Trace Markers

Marker	Frequency (GHz)	Meter Reading (dBuV)	Det	AF T136 (dB/m)	Amp/Cbl/FI tr/Pad (dB)	DC Corr (dB)	Corrected Reading (dBuV/m)	Avg Limit (dBuV/m)	Margin (dB)	Peak Limit (dBuV/m)	PK Margin (dB)	UNII Non-Restricted (dBuV/m)	PK Margin (dB)	Azimuth (Degs)	Height (cm)	Polarity
3	* 10.621	41.75	PK1	37.7	-23.4	0	56.05	-	-	74	-17.95	-	-	1	181	H
	* 10.621	27.25	AD1	37.7	-23.4	.82	42.37	54	-11.63	-	-	-	-	1	181	H
4	* 15.94	40.08	PK1	40.9	-23.4	0	57.58	-	-	74	-16.42	-	-	7	150	H
	* 15.941	28.13	AD1	40.9	-23.4	.82	46.45	54	-7.55	-	-	-	-	7	150	H
8	* 10.601	44.77	PK1	37.7	-23.5	0	58.97	-	-	74	-15.03	-	-	276	139	V
	* 10.602	27.86	AD1	37.7	-23.6	.82	42.78	54	-11.22	-	-	-	-	276	139	V
5	5.474	46.92	PK1	34.5	-20.8	0	60.62	-	-	-	-	68.2	-7.58	293	125	V
1	6.195	44.58	PK1	35.4	-28.6	0	51.38	-	-	-	-	68.2	-16.82	198	237	H
6	6.195	44.53	PK1	35.4	-28.6	0	51.33	-	-	-	-	68.2	-16.87	98	105	V
2	7.081	39.95	PK1	35.6	-27.2	0	48.35	-	-	-	-	68.2	-19.85	7	247	H
7	7.081	40.87	PK1	35.6	-27.2	0	49.27	-	-	-	-	68.2	-18.93	357	127	V

* - indicates frequency in CFR15.205/IC8.10 Restricted Band

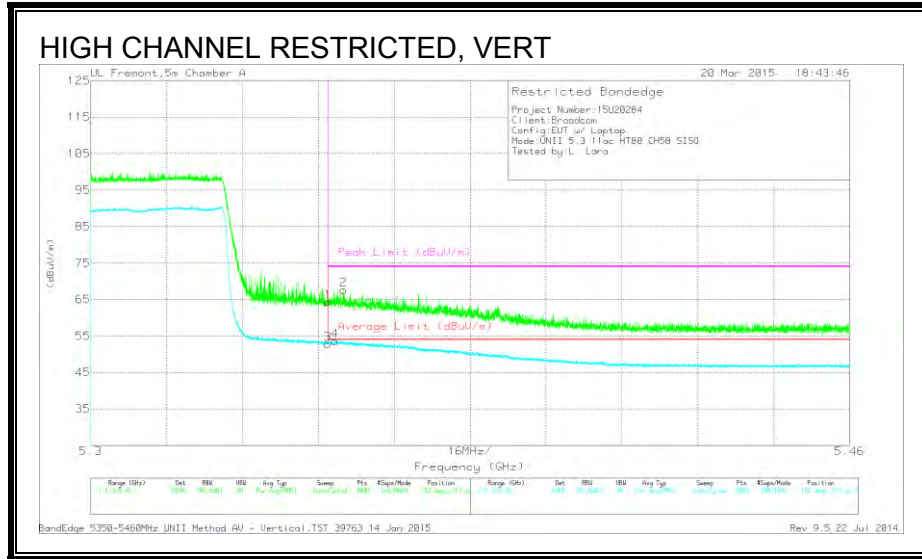
PK - Peak detector

PK1 - KDB789033 Method: Peak

AD1 - KDB789033 Method: AD Primary Power Average

9.17. TX ABOVE 1 GHz 802.11ac VHT80 1TX MODE IN THE 5.3 GHz BAND

RESTRICTED BANDEDGE (HIGH CHANNEL)



Trace Markers

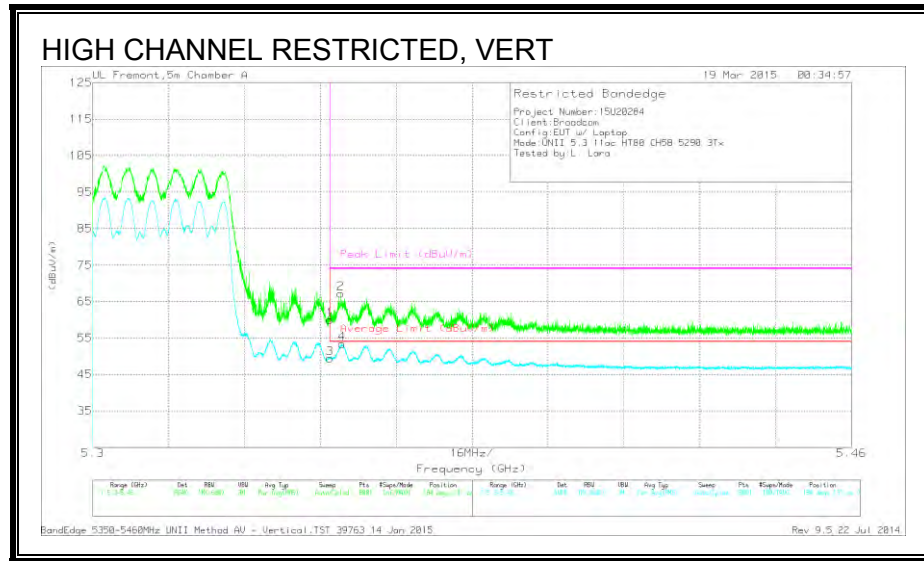
Marker	Frequency (GHz)	Meter Reading (dBuV)	Det	AF T136 (dB/m)	Bypass (dB)	DC Corr (dB)	Corrected Reading (dBuV/m)	Average Limit (dBuV/m)	Margin (dB)	Peak Limit (dBuV/m)	PK Margin (dB)	Azimuth (Degs)	Height (cm)	Polarity
1	* 5.35	21.04	PK	34.6	8.7	0	64.34	-	-	74	-9.66	152	313	V
3	* 5.35	9.33	RMS	34.6	8.7	.18	52.81	54	-1.19	-	-	152	313	V
4	* 5.351	10.01	RMS	34.6	8.8	.18	53.59	54	-.41	-	-	152	313	V
2	* 5.353	24.27	PK	34.6	8.8	0	67.67	-	-	74	-6.33	152	313	V

* - indicates frequency in CFR15.205/IC8.10 Restricted Band

PK - Peak detector
 RMS - RMS detection

9.18. TX ABOVE 1 GHz 802.11ac VHT80 CDD 3TX MODE IN THE 5.3 GHz BAND

RESTRICTED BANDEDGE (HIGH CHANNEL)



Trace Markers

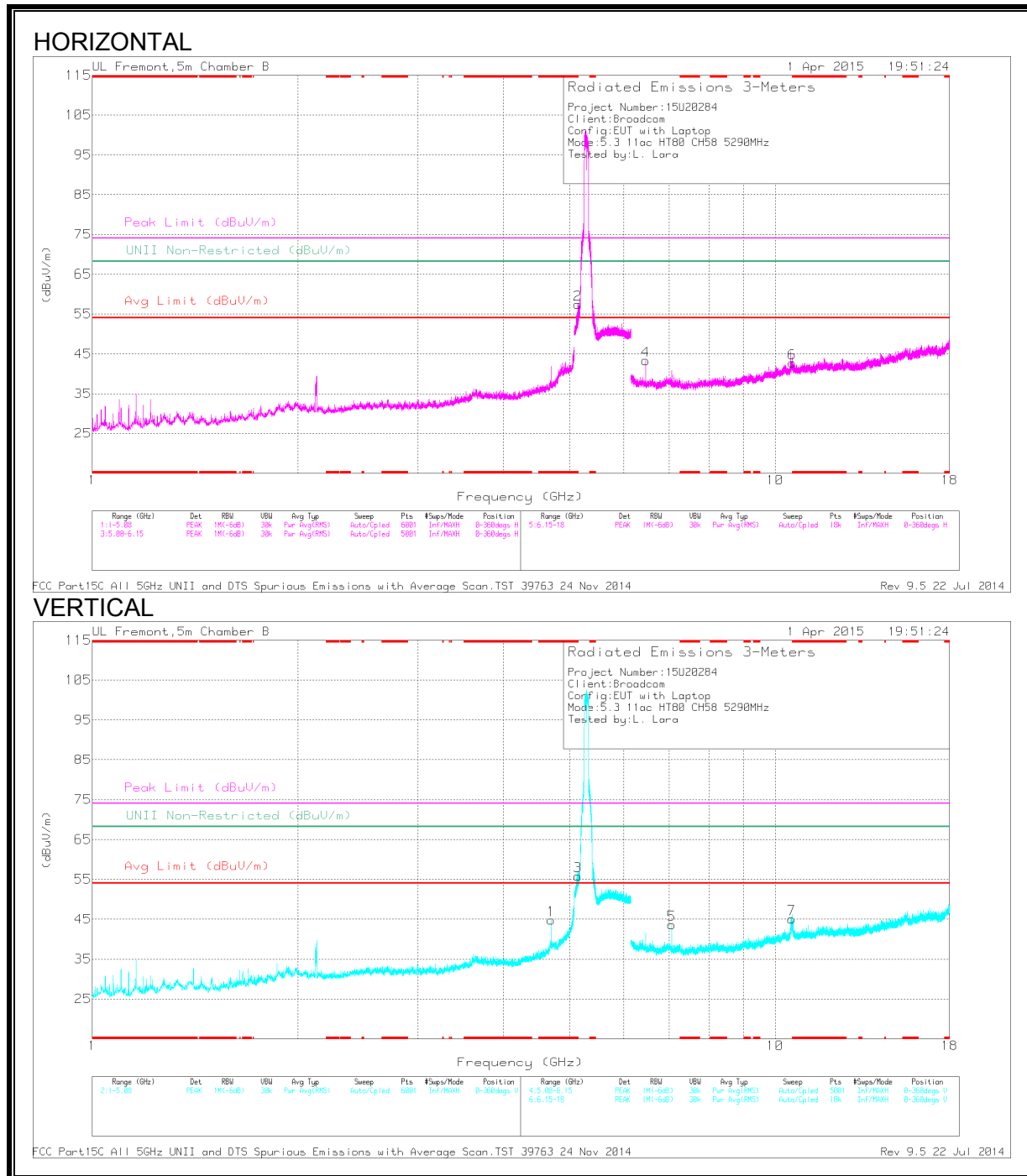
Marker	Frequency (GHz)	Meter Reading (dBuV)	Det	AF T136 (dB/m)	Bypass (dB)	DC Corr (dB)	Corrected Reading (dBuV/m)	Average Limit (dBuV/m)	Margin (dB)	Peak Limit (dBuV/m)	PK Margin (dB)	Azimuth (Degs)	Height (cm)	Polarity
1	* 5.35	16.65	PK	34.6	8.7	0	59.95	-	-	74	-14.05	184	131	V
3	* 5.35	5.98	RMS	34.6	8.7	.18	49.46	54	-4.54	-	-	184	131	V
2	* 5.352	23.81	PK	34.6	8.8	0	67.21	-	-	74	-6.79	184	131	V
4	* 5.353	9.83	RMS	34.6	8.8	.18	53.41	54	-59	-	-	184	131	V

* - indicates frequency in CFR15.205/IC8.10 Restricted Band

PK - Peak detector
 RMS - RMS detection

HARMONICS AND SPURIOUS EMISSIONS

HIGH CHANNEL



Trace Markers

Marker	Frequency (GHz)	Meter Reading (dBuV)	Det	AF T345 (dB/m)	Amp/Cbl/ Ftr/Pad (dB)	DC Corr (dB)	Corrected Reading (dBuV/m)	Avg Limit (dBuV/m)	Margin (dB)	Peak Limit (dBuV/m)	PK Margin (dB)	UNII Non-Restricted (dBuV/m)	PK Margin (dB)	Azimuth (Degs)	Height (cm)	Polarity
1	* 4.703	45.96	PK1	34.2	-29.9	0	50.26	-	-	74	-23.74	-	-	224	222	V
	* 4.703	39.59	AD1	34.2	-29.9	.18	44.07	54	-9.93	-	-	-	-	224	222	V
2	* 5.149	49.64	PK1	34.1	-17.8	0	65.94	-	-	74	-8.06	-	-	18	240	H
	* 5.148	35.94	AD1	34.1	-17.8	.18	52.42	54	-1.58	-	-	-	-	18	240	H
3	* 5.149	50.56	PK1	34.1	-17.8	0	66.86	-	-	74	-7.14	-	-	57	161	V
	* 5.148	36.8	AD1	34.1	-17.8	.18	53.28	54	-.72	-	-	-	-	57	161	V
4	6.466	43.4	PK1	35.8	-29.2	0	50	-	-	-	-	68.2	-18.2	207	202	H
5	7.054	43.6	PK1	35.8	-28.2	0	51.2	-	-	-	-	68.2	-17	244	223	V
7	10.565	39.43	PK1	37.5	-23.4	0	53.53	-	-	-	-	68.2	-14.67	332	120	V
6	10.589	37.25	PK1	37.6	-22.9	0	51.95	-	-	-	-	68.2	-16.25	7	262	H

* - indicates frequency in CFR15.205/IC8.10 Restricted Band

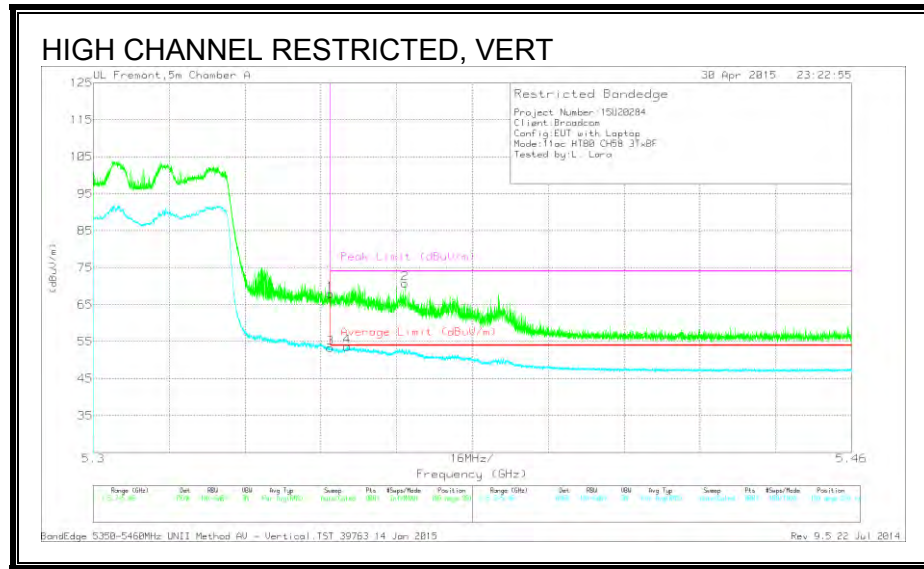
PK - Peak detector

PK1 - KDB789033 Method: Peak

AD1 - KDB789033 Method: AD Primary Power Average

9.19. TX ABOVE 1 GHz 802.11ac VHT80 TxBF 3TX MODE IN THE 5.3 GHz BAND

RESTRICTED BANDEDGE (HIGH CHANNEL)



Trace Markers

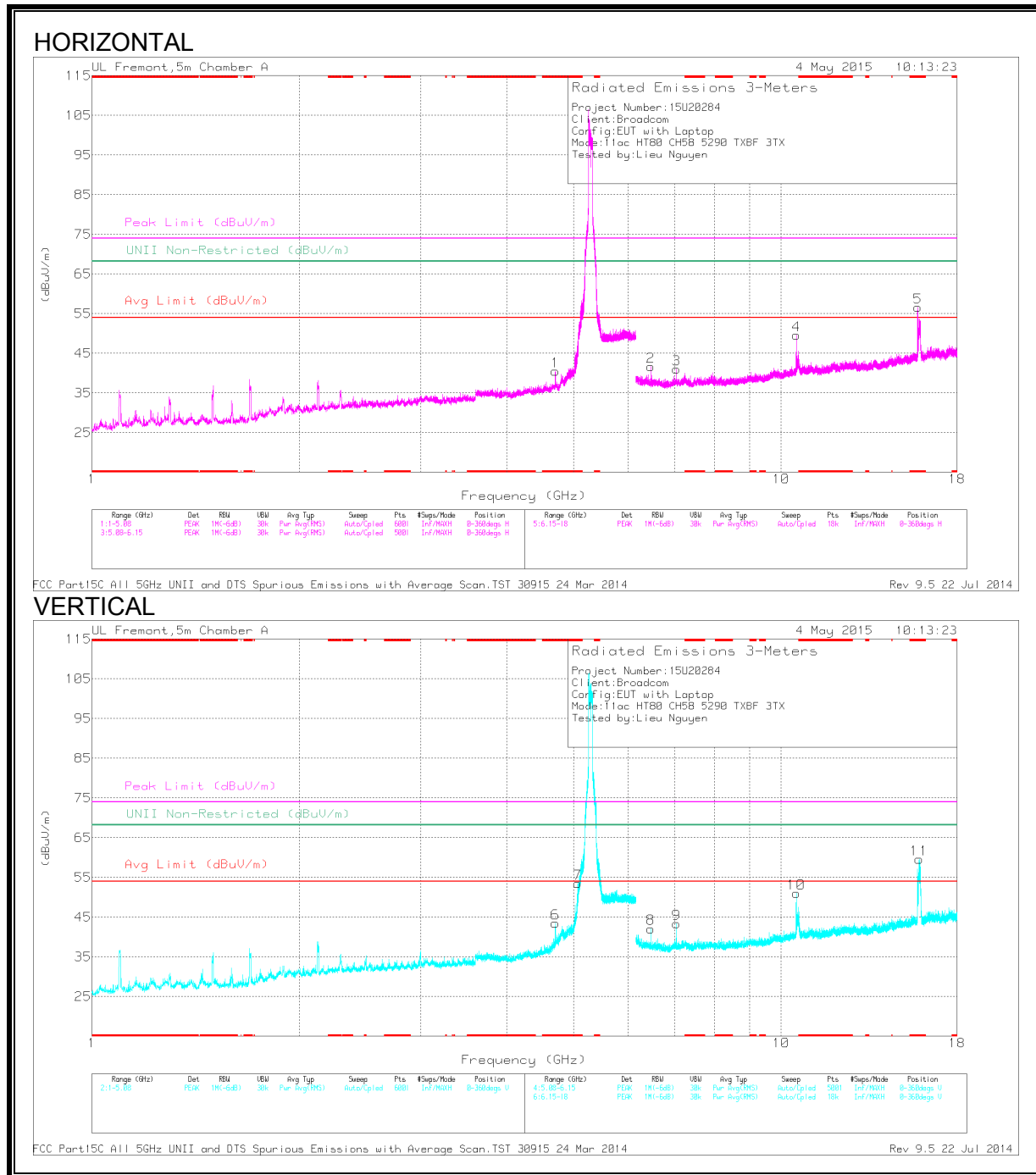
Marker	Frequency (GHz)	Meter Reading (dBuV)	Det	AF T136 (dB/m)	Bypass (dB)	DC Corr (dB)	Corrected Reading (dBuV/m)	Average Limit (dBuV/m)	Margin (dB)	Peak Limit (dBuV/m)	PK Margin (dB)	Azimuth (Degs)	Height (cm)	Polarity
1	* 5.35	25.79	PK	34.6	7.5	0	67.89	-	-	74	-6.11	189	291	V
3	* 5.35	9.88	RMS	34.6	7.5	1.35	53.33	54	-67	-	-	189	291	V
4	* 5.354	10.19	RMS	34.6	7.5	1.35	53.64	54	-36	-	-	189	291	V
2	* 5.366	28.64	PK	34.6	7.5	0	70.74	-	-	74	-3.26	189	291	V

* - indicates frequency in CFR15.205/IC8.10 Restricted Band

PK - Peak detector
 RMS - RMS detection

HARMONICS AND SPURIOUS EMISSIONS

HIGH CHANNEL



Trace Markers

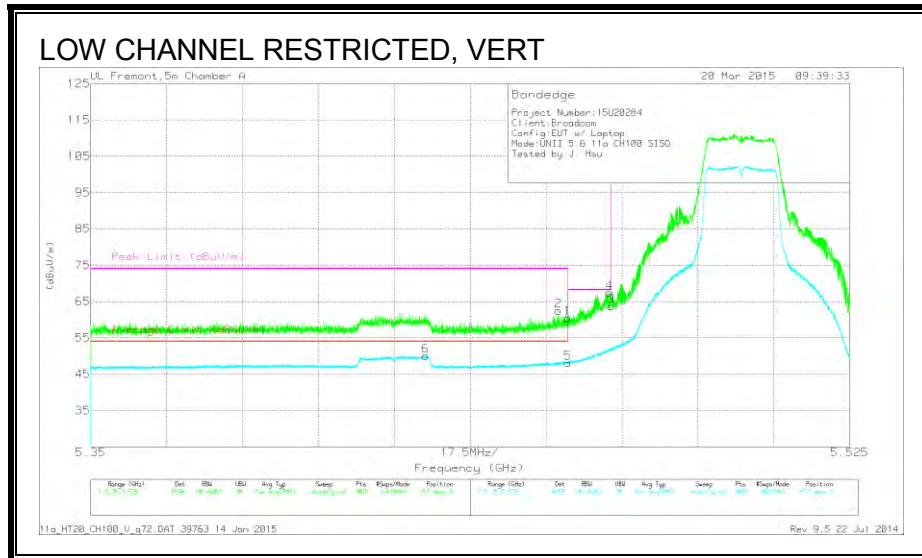
Marker	Frequency (GHz)	Meter Reading (dBuV)	Det	AF T136 (dB/m)	Amp/Cbl/FI tr/Pad (dB)	DC Corr (dB)	Corrected Reading (dBuV/m)	Avg Limit (dBuV/m)	Margin (dB)	Peak Limit (dBuV/m)	PK Margin (dB)	UNII Non-Restricted (dBuV/m)	PK Margin (dB)	Azimuth (Degs)	Height (cm)	Polarity
1	* 4.703	45.17	PK1	34.1	-30.8	0	48.47	-	-	74	-25.53	-	-	40	175	H
	* 4.702	34.87	AD1	34.1	-30.8	1.35	39.52	54	-14.48	-	-	-	-	40	175	H
6	* 4.702	46.41	PK1	34.1	-30.8	0	49.71	-	-	74	-24.29	-	-	293	158	V
	* 4.702	36.16	AD1	34.1	-30.8	1.35	40.81	54	-13.19	-	-	-	-	293	158	V
7	* 5.065	54.53	PK1	34	-27.6	0	60.93	-	-	74	-13.07	-	-	110	254	V
	* 5.064	35.34	AD1	34	-27.7	1.35	42.99	54	-11.01	-	-	-	-	110	254	V
5	* 15.781	44.11	PK1	40.4	-23	0	61.51	-	-	74	-12.49	-	-	191	186	H
	* 15.781	25.57	AD1	40.4	-23	1.35	44.32	54	-9.68	-	-	-	-	191	186	H
11	* 15.857	46.85	PK1	40.6	-23.8	0	63.65	-	-	74	-10.35	-	-	112	143	V
	* 15.857	33.19	AD1	40.6	-23.8	1.35	51.34	54	-2.66	-	-	-	-	112	143	V
2	6.466	42.14	PK1	35.5	-28.6	0	49.04	-	-	-	-	68.2	-19.16	83	276	H
8	6.466	42.52	PK1	35.5	-28.6	0	49.42	-	-	-	-	68.2	-18.78	263	136	V
3	7.054	40.63	PK1	35.6	-27.3	0	48.93	-	-	-	-	68.2	-19.27	192	240	H
9	7.054	41.69	PK1	35.6	-27.3	0	49.99	-	-	-	-	68.2	-18.21	187	248	V
10	10.515	44.83	PK1	37.5	-23.7	0	58.63	-	-	-	-	68.2	-9.57	288	216	V
4	10.52	41.01	PK1	37.5	-23.7	0	54.81	-	-	-	-	68.2	-13.39	68	325	H

* - indicates frequency in CFR15.205/IC8.10 Restricted Band

PK - Peak detector
 PK1 - KDB789033 Method: Peak
 AD1 - KDB789033 Method: AD Primary Power Average

9.20. TX ABOVE 1 GHz 802.11a 1TX MODE IN THE 5.6 GHz BAND

RESTRICTED BANDEDGE (LOW CHANNEL)



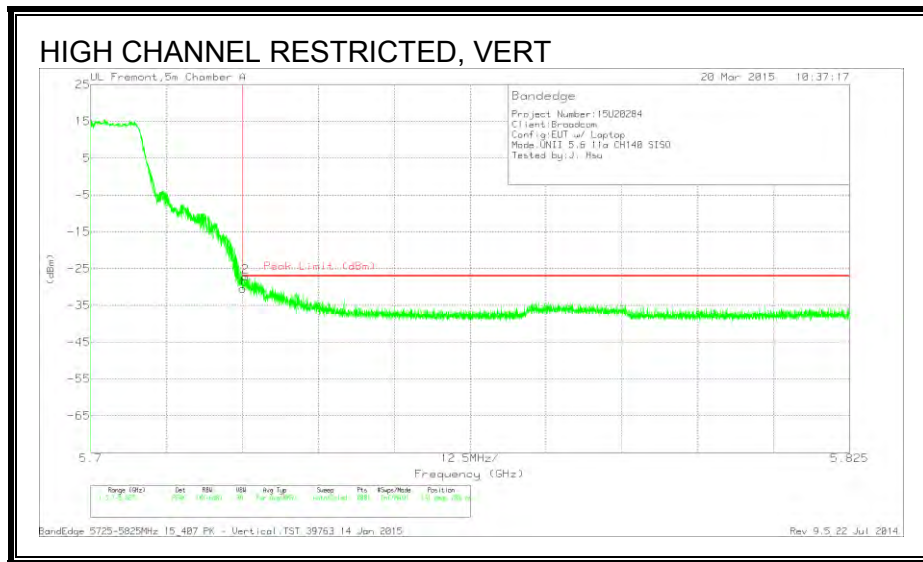
Trace Markers

Marker	Frequency (GHz)	Meter Reading (dBuV)	Det	AF T136 (dB/m)	Bypass (dB)	Corrected Reading (dBuV/m)	Average Limit (dBuV/m)	Margin (dB)	Peak Limit (dBuV/m)	PK Margin (dB)	Azimuth (Degs)	Height (cm)	Polarity
1	* 5.46	17.32	PK	34.5	8.7	60.52	-	-	74	-13.48	157	333	V
2	* 5.458	19.24	PK	34.5	8.7	62.44	-	-	74	-11.56	157	333	V
5	* 5.46	4.86	RMS	34.5	8.7	48.06	54	-5.94	-	-	157	333	V
6	* 5.427	6.79	RMS	34.6	8.7	50.09	54	-3.91	-	-	157	333	V
3	5.47	20.45	PK	34.5	8.7	63.65	-	-	68.2	-4.55	157	333	V
4	5.47	24.23	PK	34.5	8.7	67.43	-	-	68.2	-7.77	157	333	V

* - indicates frequency in CFR15.205/IC8.10 Restricted Band

PK - Peak detector
 RMS - RMS detection

RESTRICTED BANDEDGE (HIGH CHANNEL)



Trace Markers

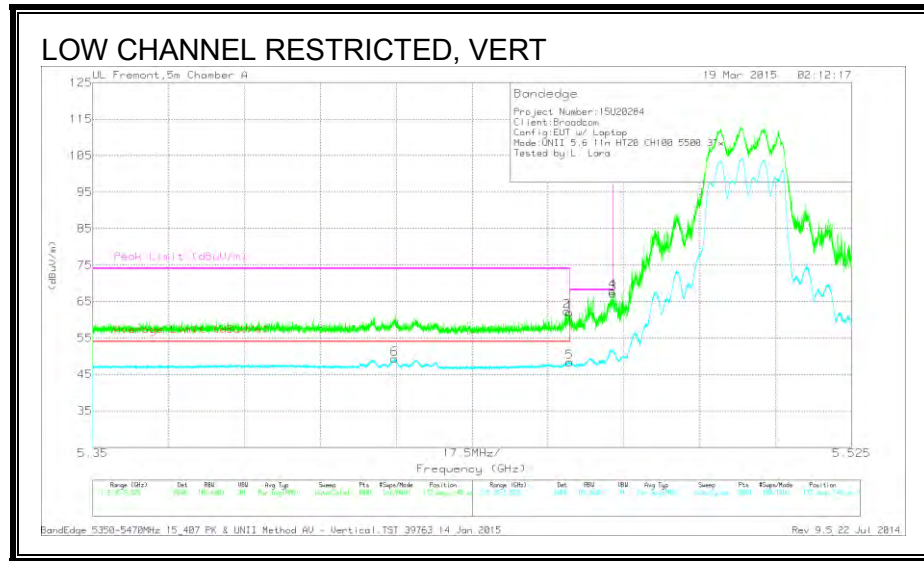
Marker	Frequency (GHz)	Meter Reading (dBm)	Det	AF T136 (dB/m)	Bypass (dB)	Conversion Factor (dB)	Corrected Reading (dBm)	Peak Limit (dBm)	PK Margin (dB)	Azimuth (Degs)	Height (cm)	Polarity
1	5.725	-85.88	PK	34.7	8.9	11.8	-30.48	-27	-3.48	141	280	V
2	5.725	-82.58	PK	34.7	8.9	11.8	-27.18	-27	-.18	141	280	V

* - indicates frequency in CFR15.205/IC8.10 Restricted Band

PK - Peak detector
 RMS - RMS detection

9.21. TX ABOVE 1 GHz 802.11n HT20 CDD 3TX MODE IN THE 5.6 GHz BAND

RESTRICTED BANDEGE (LOW CHANNEL)



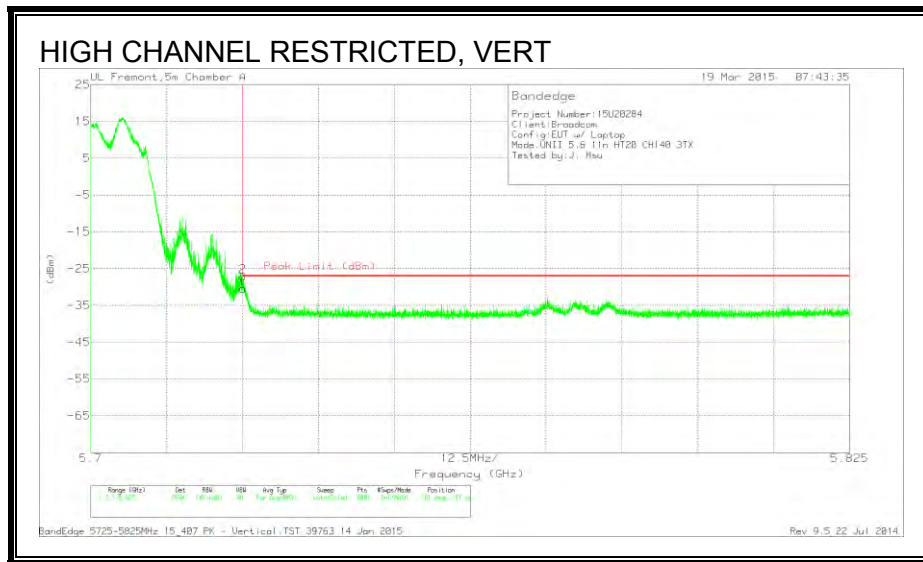
Trace Markers

Marker	Frequency (GHz)	Meter Reading (dBuV)	Det	AF T136 (dB/m)	Bypass (dB)	Corrected Reading (dBuV/m)	Average Limit (dBuV/m)	Margin (dB)	Peak Limit (dBuV/m)	PK Margin (dB)	Azimuth (Degs)	Height (cm)	Polarity
1	* 5.46	18.81	PK	34.5	8.7	62.01	-	-	74	-11.99	172	140	V
2	* 5.459	19.17	PK	34.5	8.7	62.37	-	-	74	-11.63	172	140	V
5	* 5.46	5.17	RMS	34.5	8.7	48.37	54	-5.63	-	-	172	140	V
6	* 5.42	6.06	RMS	34.6	8.6	49.26	54	-4.74	-	-	172	140	V
3	5.47	24.01	PK	34.5	8.7	67.21	-	-	68.2	-.99	172	140	V
4	5.47	24.61	PK	34.5	8.7	67.81	-	-	68.2	-.39	172	140	V

* - indicates frequency in CFR15.205/IC8.10 Restricted Band

PK - Peak detector
 RMS - RMS detection

RESTRICTED BANDEDGE (HIGH CHANNEL)



Trace Markers

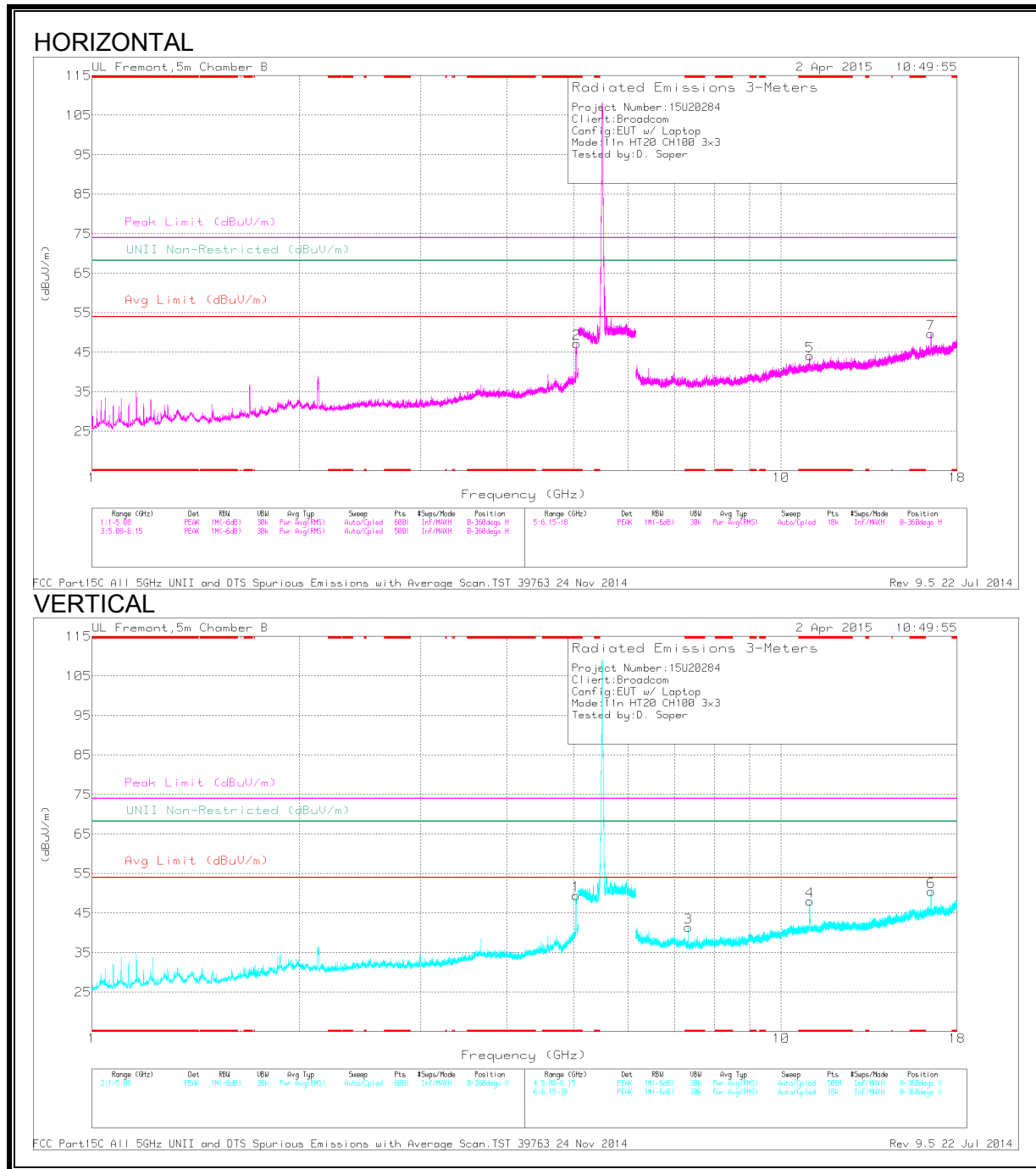
Marker	Frequency (GHz)	Meter Reading (dBm)	Det	AF T136 (dB/m)	Bypass (dB)	Conversion Factor (dB)	Corrected Reading (dBm)	Peak Limit (dBm)	PK Margin (dB)	Azimuth (Degs)	Height (cm)	Polarity
1	5.725	-85.87	PK	34.7	8.9	11.8	-30.47	-27	-3.47	181	137	V
2	5.725	-82.53	PK	34.7	8.9	11.8	-27.13	-27	-.13	181	137	V

* - indicates frequency in CFR15.205/IC8.10 Restricted Band

PK - Peak detector
 RMS - RMS detection

HARMONICS AND SPURIOUS EMISSIONS

LOW CHANNEL



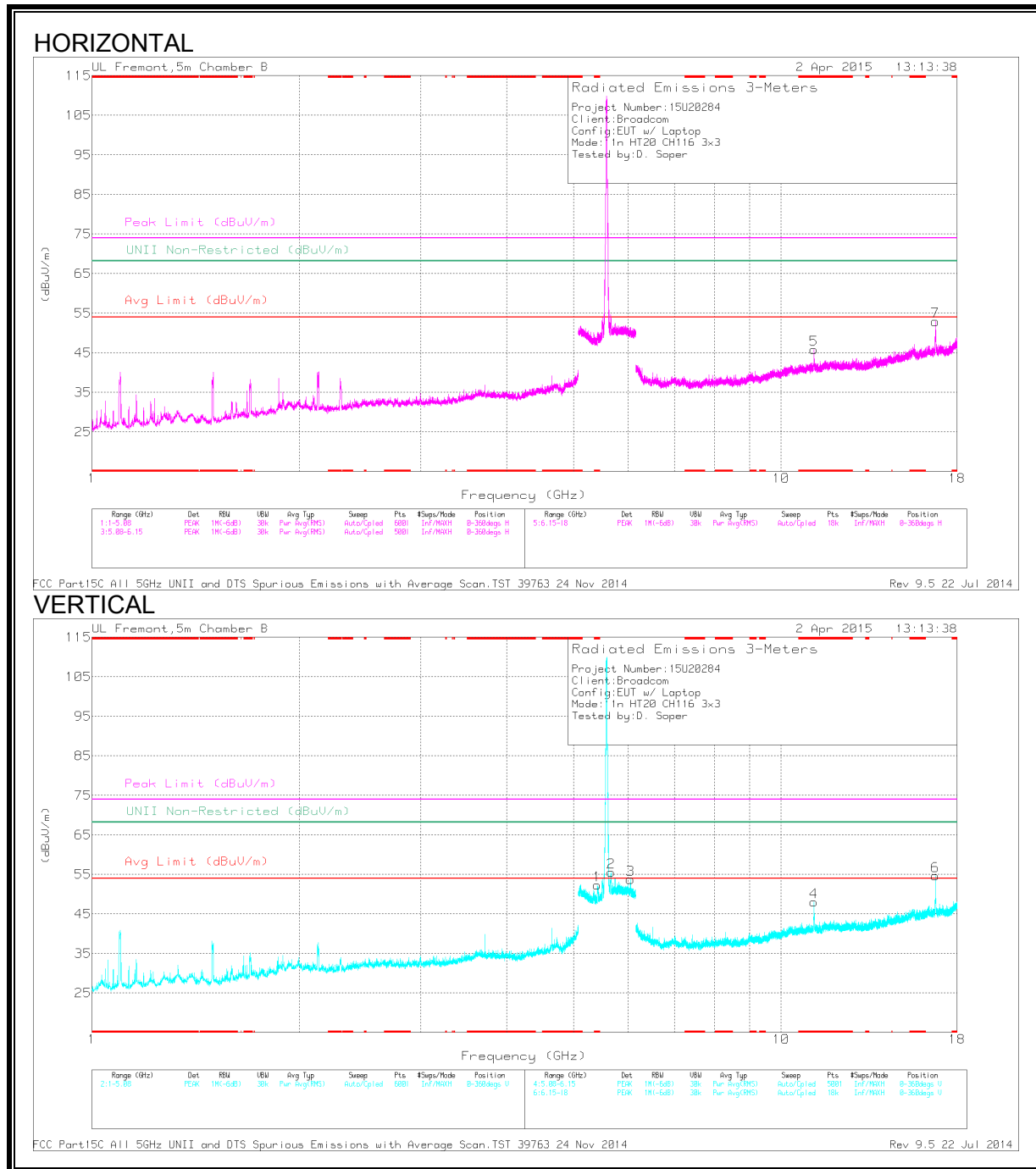
Trace Markers

Marker	Frequency (GHz)	Meter Reading (dBuV)	Det	AF T345 (dB/m)	Amp/Cbl/Fitter/Pad (dB)	Corrected Reading (dBuV/m)	Avg Limit (dBuV/m)	Margin (dB)	Peak Limit (dBuV/m)	PK Margin (dB)	UNII Non-Restricted (dBuV/m)	PK Margin (dB)	Azimuth (Degs)	Height (cm)	Polarity
2	* 5.049	39.67	PK1	34	-28.2	45.47	-	-	74	-28.53	-	-	103	130	H
	5.049	28.76	AD1	34	-28.3	34.46	54	-19.54	-	-	-	-	103	130	H
1	* 5.042	40.15	PK1	34	-28.5	45.65	-	-	74	-28.35	-	-	110	203	V
	5.043	28.74	AD1	34	-28.5	34.24	54	-19.76	-	-	-	-	110	203	V
5	* 10.998	34.75	PK1	37.7	-22.6	49.85	-	-	74	-24.15	-	-	24	291	H
	10.999	23.17	AD1	37.7	-22.6	38.27	54	-15.73	-	-	-	-	24	291	H
3	* 7.332	38.77	PK1	35.3	-28.3	45.77	-	-	74	-28.23	-	-	20	170	V
	7.333	26.92	AD1	35.3	-28.3	33.92	54	-20.08	-	-	-	-	20	170	V
4	* 11.007	35.02	PK1	37.7	-22.8	49.92	-	-	74	-24.08	-	-	61	144	V
	11.007	23.28	AD1	37.7	-22.8	38.18	54	-15.82	-	-	-	-	61	144	V
7	16.497	32.44	PK1	41.3	-20.4	53.34	-	-	-	-	68.2	-14.86	242	118	H
6	16.501	32.53	PK1	41.3	-20.5	53.33	-	-	-	-	68.2	-14.87	360	199	V

* - indicates frequency in CFR15.205/IC8.10 Restricted Band

PK - Peak detector
 PK1 - KDB789033 Method: Peak
 AD1 - KDB789033 Method: AD Primary Power Average

MID CHANNEL



Trace Markers

Marker	Frequency (GHz)	Meter Reading (dBuV)	Dot	AF T345 (dBm)	Amp/Cbl/Fitter/Pad (dB)	Corrected Reading (dBuV/m)	Avg Limit (dBuV/m)	Margin (dB)	Peak Limit (dBuV/m)	PK Margin (dB)	UNII Non-Restricted (dBuV/m)	PK Margin (dB)	Azimuth (Degs)	Height (cm)	Polarity
1	* 5.415	42.17	PK1	34.5	-18	58.67	-	-	74	-15.33	-	-	47	229	V
	* 5.415	31.96	AD1	34.5	-18	48.46	54	-5.54	-	-	-	-	47	229	V
5	* 11.158	38.08	PK1	37.8	-22.4	53.48	-	-	74	-20.52	-	-	243	359	H
	* 11.158	27.08	AD1	37.8	-22.4	42.48	54	-	-	-	-	-	243	359	H
4	* 11.164	40.6	PK1	37.8	-22.4	56	-	-	74	-18	-	-	336	214	V
	* 11.164	29.36	AD1	37.8	-22.4	44.76	54	-9.24	-	-	-	-	336	214	V
2	5.664	46.67	PK1	34.9	-17.9	63.67	-	-	-	-	68.2	-4.53	153	109	V
3	6.046	43.52	PK1	35.6	-17.7	61.42	-	-	-	-	68.2	-6.78	349	127	V
6	16.744	42.06	PK1	41.8	-20.3	63.56	-	-	-	-	68.2	-4.64	7	118	H
7	16.746	40.73	PK1	41.8	-20.3	62.23	-	-	-	-	68.2	-5.97	358	374	V

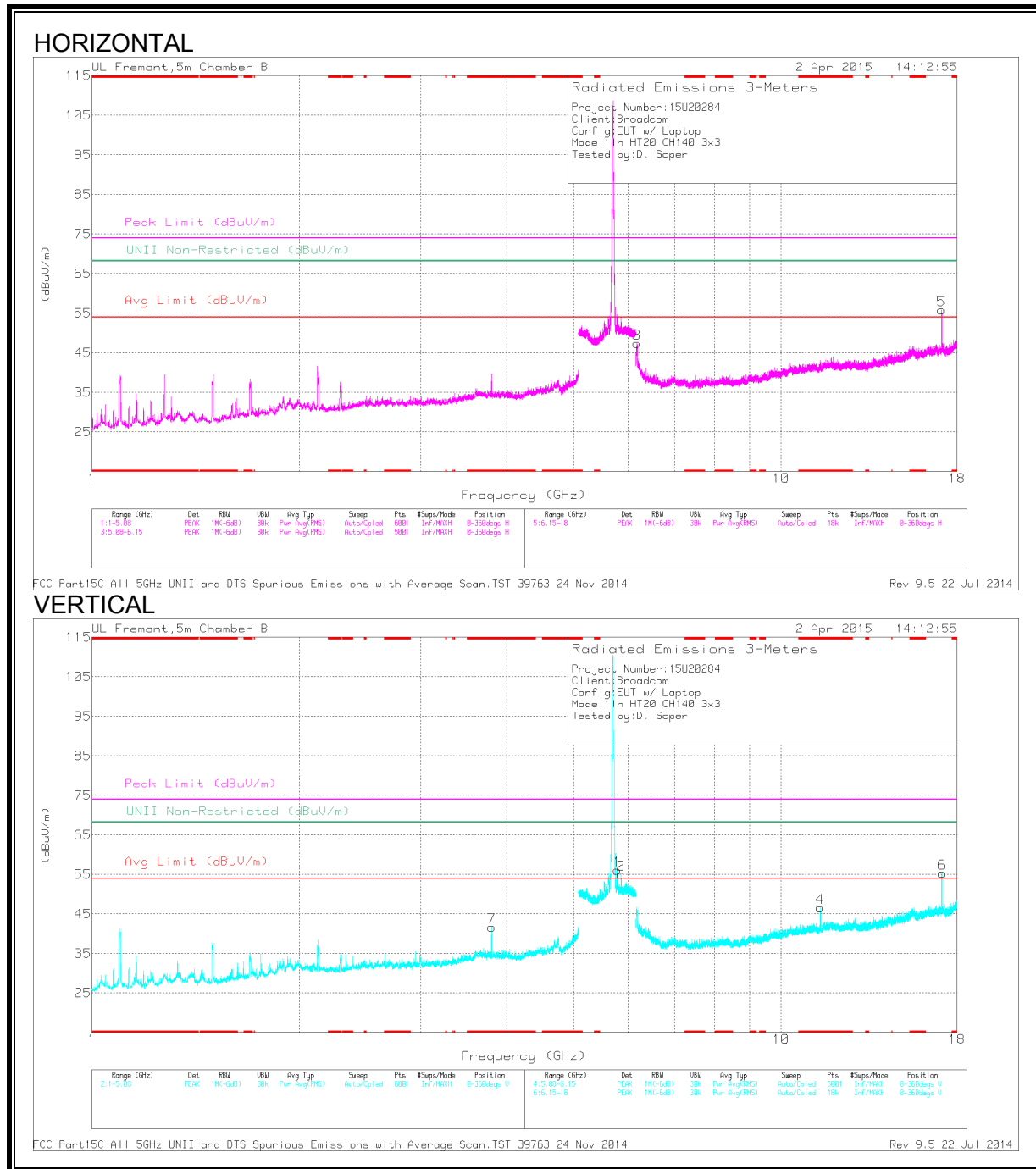
* - indicates frequency in CFR15.205/IC8.10 Restricted Band

PK - Peak detector

PK1 - KDB789033 Method: Peak

AD1 - KDB789033 Method: AD Primary Power Average

HIGH CHANNEL



Trace Markers

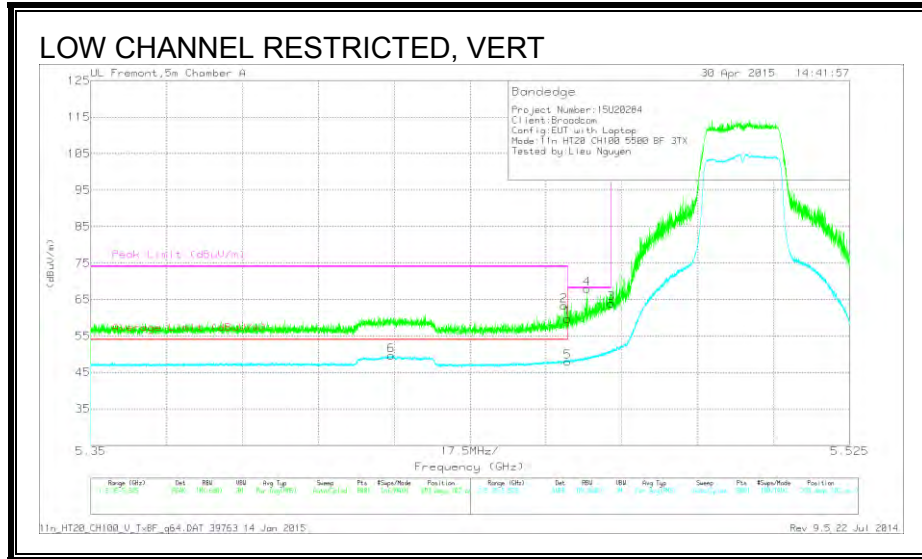
Marker	Frequency (GHz)	Meter Reading (dBuV)	Det	AF T345 (dB/m)	Amp/Cbl/Fitter/Pad (dB)	Corrected Reading (dBuV/m)	Avg Limit (dBuV/m)	Margin (dB)	Peak Limit (dBuV/m)	PK Margin (dB)	UNII Non-Restricted (dBuV/m)	PK Margin (dB)	Azimuth (Degs)	Height (cm)	Polarity
7	* 3.8	45.37	PK1	33.3	-30.7	47.97	-	-	74	-26.03	-	-	192	110	V
	* 3.8	39.09	AD1	33.3	-30.7	41.69	54	-12.31	-	-	-	-	192	110	V
4	5.787	47.49	PK1	35.2	-17.5	65.19	-	-	-	-	68.2	-3.01	71	106	V
	5.859	44.6	PK1	35.4	-17.4	62.6	-	-	-	-	68.2	-5.6	86	163	V
1	6.174	48.54	PK1	35.5	-28.5	55.54	-	-	-	-	68.2	-12.66	252	186	H
2	17.099	43.82	PK1	41.6	-20.4	65.02	-	-	-	-	68.2	-3.18	142	206	H
3	6.174	40.4	PK	35.5	-28.5	47.4	-	-	-	-	68.2	-20.8	0-360	199	H
5	17.099	34.59	PK	41.6	-20.4	55.79	-	-	-	-	68.2	-12.41	0-360	199	H
6	17.107	34.12	PK	41.6	-20.4	55.32	-	-	-	-	68.2	-12.88	0-360	101	V

* - indicates frequency in CFR15.205/IC8.10 Restricted Band

PK - Peak detector
 PK1 - KDB789033 Method: Peak
 AD1 - KDB789033 Method: AD Primary Power Average

9.22. TX ABOVE 1 GHz 802.11n HT20 TxBF 3TX MODE IN THE 5.6 GHz BAND

RESTRICTED BANDEDGE (LOW CHANNEL)



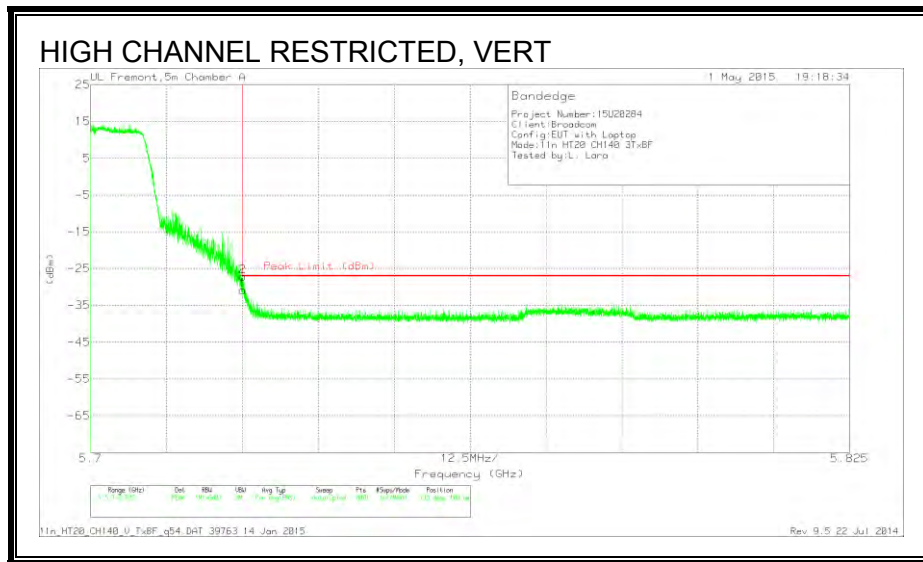
Trace Markers

Marker	Frequency (GHz)	Meter Reading (dBuV)	Det	AF T136 (dB/m)	Bypass (dB)	DC Corr (dB)	Corrected Reading (dBuV/m)	Average Limit (dBuV/m)	Margin (dB)	Peak Limit (dBuV/m)	PK Margin (dB)	Azimuth (Degs)	Height (cm)	Polarity
6	* 5.419	6.81	RMS	34.6	7.6	.65	49.66	54	-4.34	-	-	293	102	V
2	* 5.459	21.24	PK	34.5	7.6	0	63.34	-	-	74	-10.66	293	102	V
1	* 5.46	17.69	PK	34.5	7.6	0	59.79	-	-	74	-14.21	293	102	V
5	* 5.46	5.22	RMS	34.5	7.6	.65	47.97	54	-6.03	-	-	293	102	V
4	5.464	25.82	PK	34.5	7.6	0	67.92	-	-	68.2	-28	293	102	V
3	5.47	21.75	PK	34.5	7.7	0	63.95	-	-	68.2	-4.25	293	102	V

* - indicates frequency in CFR15.205/IC8.10 Restricted Band

PK - Peak detector
 RMS - RMS detection

RESTRICTED BANDEDGE (HIGH CHANNEL)



Trace Markers

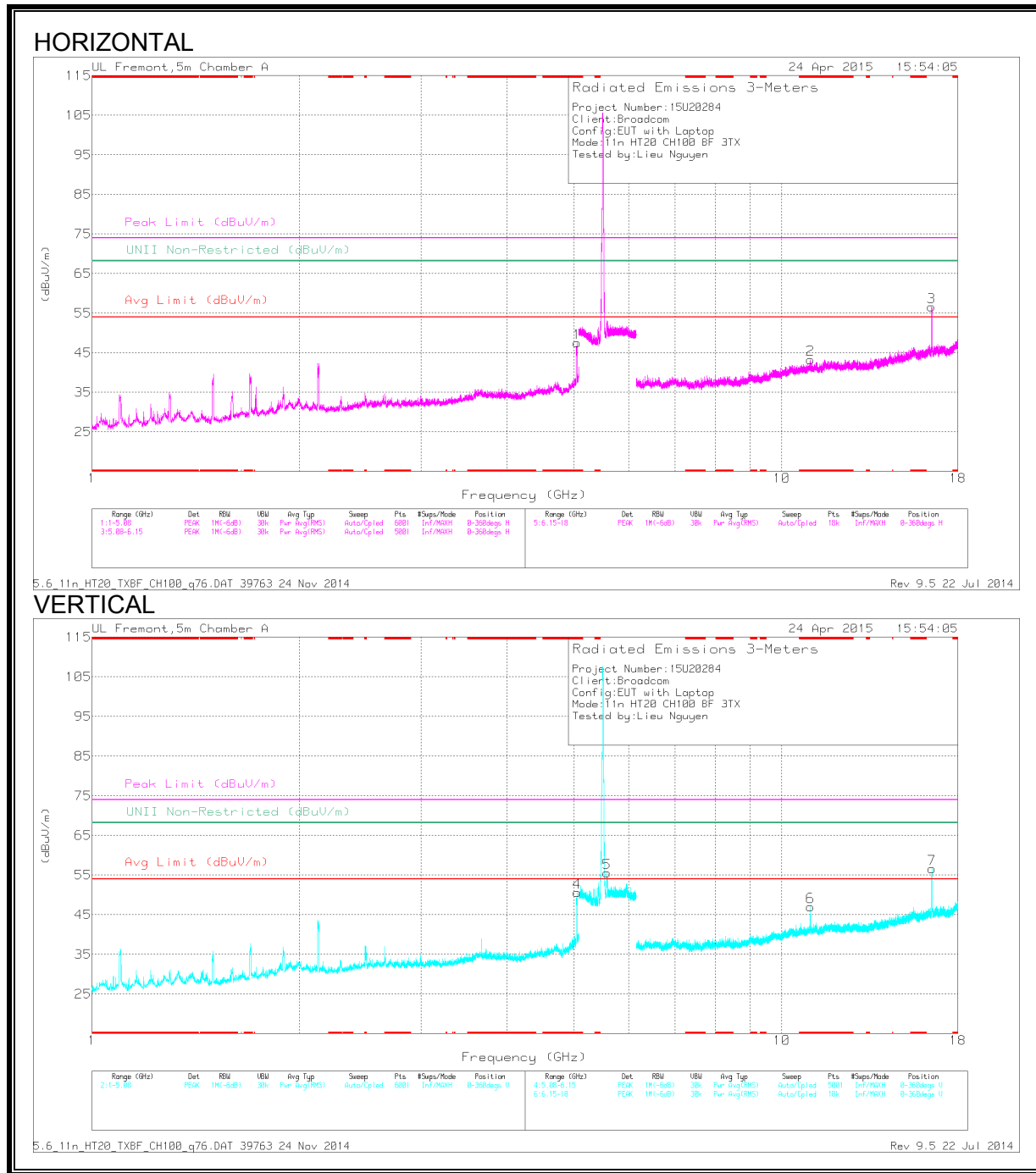
Marker	Frequency (GHz)	Meter Reading (dBm)	Det	AF T136 (dB/m)	Bypass (dB)	Conversion Factor (dB)	Corrected Reading (dBm)	Peak Limit (dBm)	PK Margin (dB)	Azimuth (Degs)	Height (cm)	Polarity
1	5.725	-85.14	PK	34.7	7.8	11.8	-30.84	-27	-3.84	133	100	V
2	5.725	-81.42	PK	34.7	7.8	11.8	-27.12	-27	-.12	133	100	V

* - indicates frequency in CFR15.205/IC8.10 Restricted Band

PK - Peak detector
 RMS - RMS detection

HARMONICS AND SPURIOUS EMISSIONS

LOW CHANNEL



Trace Markers

Marker	Frequency (GHz)	Meter Reading (dBuV)	Det	AF T345 (dB/m)	Amp/Cbl/FI tr/Pad (dB)	DC Corr (dB)	Corrected Reading (dBuV/m)	Avg Limit (dBuV/m)	Margin (dB)	Peak Limit (dBuV/m)	PK Margin (dB)	UNII Non-Restricted (dBuV/m)	PK Margin (dB)	Azimuth (Degs)	Height (cm)	Polarity
1	* 5.047	52.61	PK1	34	-28.3	0	58.31	-	-	74	-15.69	-	-	80	295	H
	5.047	39.8	AD1	34	-28.4	.65	46.05	54	-7.95	-	-	-	-	80	295	H
4	* 5.046	49.01	PK1	34	-28.4	0	54.61	-	-	74	-19.39	-	-	240	164	V
	5.045	36.48	AD1	34	-28.4	.65	42.73	54	-11.27	-	-	-	-	240	164	V
2	* 11.003	34.76	PK1	37.7	-22.7	0	49.76	-	-	74	-24.24	-	-	192	254	H
	11.001	23.67	AD1	37.7	-22.7	.65	39.32	54	-14.68	-	-	-	-	192	254	H
6	* 11	37.67	PK1	37.7	-22.7	0	52.67	-	-	74	-21.33	-	-	207	270	V
	11	24.96	AD1	37.7	-22.6	.65	40.71	54	-13.29	-	-	-	-	207	270	V
5	5.578	46.04	PK1	34.7	-18	0	62.74	-	-	-	-	68.2	-5.46	239	246	V
3	16.498	46.98	PK1	41.3	-20.4	0	67.88	-	-	-	-	68.2	-.32	139	116	V
7	16.499	37.55	PK1	41.3	-20.4	0	58.45	-	-	-	-	68.2	-9.75	360	378	H

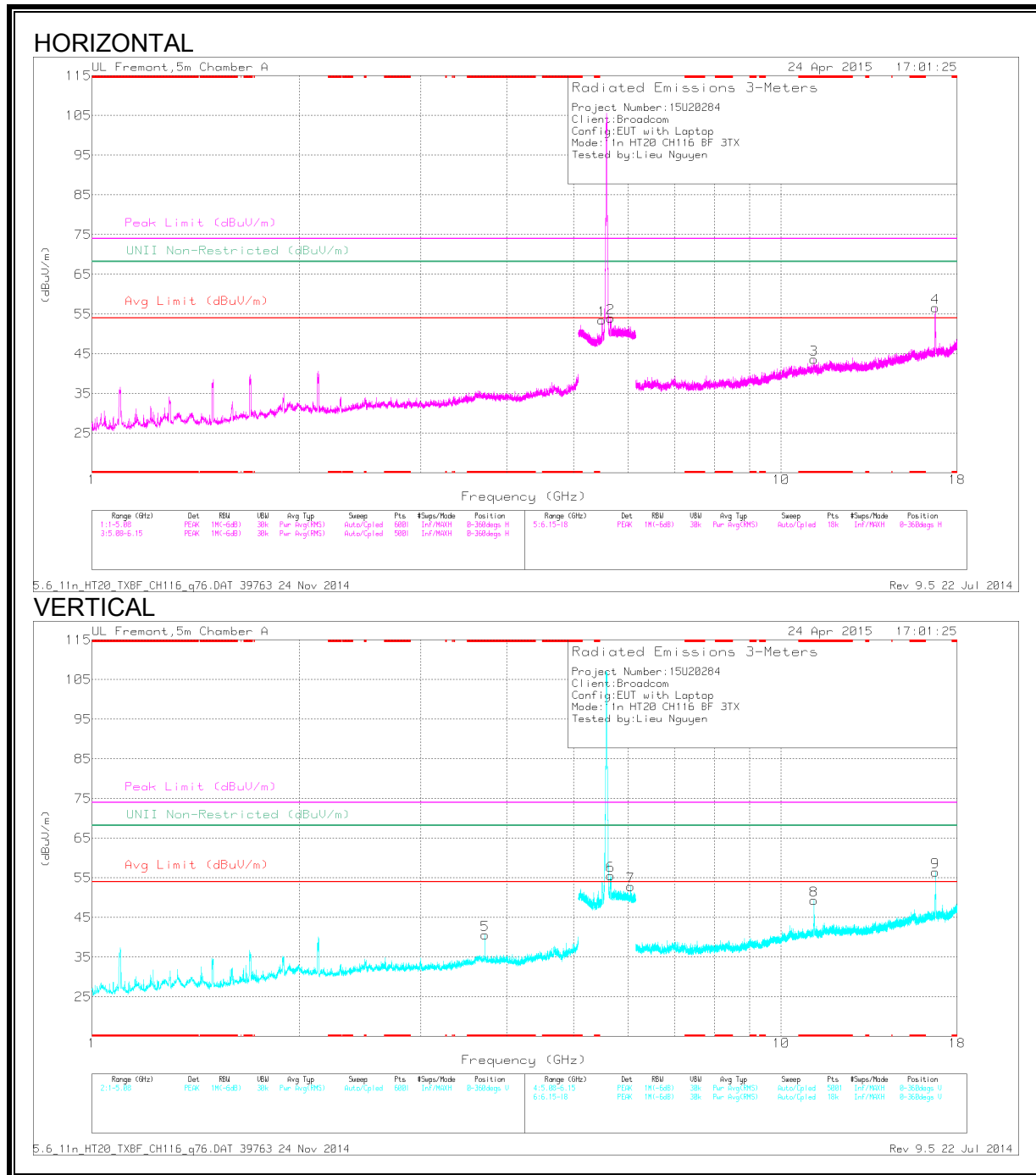
* - indicates frequency in CFR15.205/IC8.10 Restricted Band

PK - Peak detector

PK1 - KDB789033 Method: Peak

AD1 - KDB789033 Method: AD Primary Power Average

MID CHANNEL



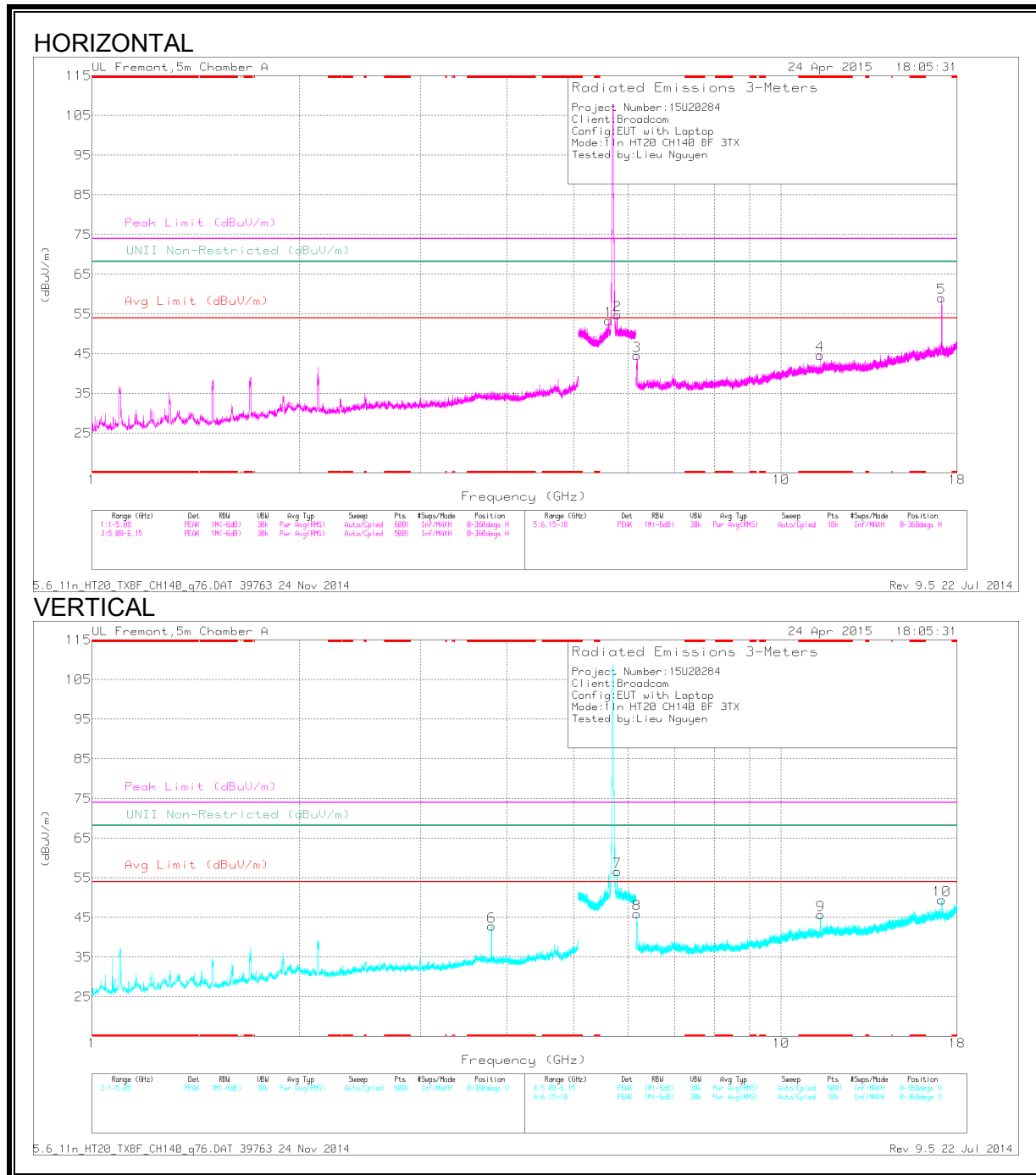
Trace Markers

Marker	Frequency (GHz)	Meter Reading (dBuV)	Det	AF T345 (dB/m)	Amp/Cbl/FI tr/Pad (dB)	DC Corr (dB)	Corrected Reading (dBuV/m)	Avg Limit (dBuV/m)	Margin (dB)	Peak Limit (dBuV/m)	PK Margin (dB)	UNII Non-Restricted (dBuV/m)	PK Margin (dB)	Azimuth (Degs)	Height (cm)	Polarity
5	* 3.72	44.08	PK1	33.6	-31	0	46.68	-	-	74	-27.32	-	-	106	109	V
	* 3.72	36.14	AD1	33.6	-31	.65	39.39	54	-14.61	-	-	-	-	106	109	V
3	* 11.164	36.59	PK1	37.8	-22.4	0	51.99	-	-	74	-22.01	-	-	149	179	H
	* 11.163	24.62	AD1	37.8	-22.4	.65	40.67	54	-13.33	-	-	-	-	149	179	H
8	* 11.159	39.33	PK1	37.8	-22.4	0	54.73	-	-	74	-19.27	-	-	30	228	V
	* 11.159	27.75	AD1	37.8	-22.4	.65	43.8	54	-10.2	-	-	-	-	30	228	V
1	5.497	45.7	PK1	34.5	-18	0	62.2	-	-	-	-	68.2	-6	265	254	H
	5.656	48.52	PK1	34.9	-17.9	0	65.52	-	-	-	-	68.2	-2.68	81	266	H
6	5.658	44.3	PK1	34.9	-18	0	61.2	-	-	-	-	68.2	-7	183	140	V
7	6.047	40.83	PK1	35.6	-17.7	0	58.73	-	-	-	-	68.2	-9.47	137	168	V
4	16.732	41.25	PK1	41.7	-20.3	0	62.65	-	-	-	-	68.2	-5.55	74	112	H
9	16.741	34.47	PK1	41.8	-20.3	0	55.97	-	-	-	-	68.2	-12.23	236	395	V

* - indicates frequency in CFR15.205/IC8.10 Restricted Band

PK - Peak detector
 PK1 - KDB789033 Method: Peak
 AD1 - KDB789033 Method: AD Primary Power Average

HIGH CHANNEL



Trace Markers

Marker	Frequency (GHz)	Meter Reading (dBuV)	Det	AF T345 (dB/m)	Amp/Cbl/FI tr/Pad (dB)	DC Corr (dB)	Corrected Reading (dBuV/m)	Avg Limit (dBuV/m)	Margin (dB)	Peak Limit (dBuV/m)	PK Margin (dB)	UNII Non-Restricted (dBuV/m)	PK Margin (dB)	Azimuth (Degs)	Height (cm)	Polarity
6	* 3.8	45.46	PK1	33.3	-30.7	0	48.06	-	-	74	-25.94	-	-	252	138	V
	* 3.8	37.8	AD1	33.3	-30.7	.65	41.05	54	-12.95	-	-	-	-	252	138	V
4	* 11.399	37.13	PK1	38	-22.7	0	52.43	-	-	74	-21.57	-	-	54	397	H
	* 11.399	24.79	AD1	38	-22.7	.65	40.74	54	-13.26	-	-	-	-	54	397	H
9	* 11.402	37.67	PK1	38	-22.7	0	52.97	-	-	74	-21.03	-	-	263	103	V
	* 11.401	24.53	AD1	38	-22.7	.65	40.48	54	-13.52	-	-	-	-	263	103	V
1	5.617	47.51	PK1	34.8	-18	0	64.31	-	-	-	-	68.2	-3.89	70	269	H
2	5.781	47.17	PK1	35.1	-17.5	0	64.77	-	-	-	-	68.2	-3.43	91	328	H
7	5.784	44.33	PK1	35.2	-17.6	0	61.93	-	-	-	-	68.2	-6.27	210	120	V
3	6.175	46.7	PK1	35.5	-28.5	0	53.7	-	-	-	-	68.2	-14.5	305	249	H
8	6.181	46.33	PK1	35.5	-28.5	0	53.33	-	-	-	-	68.2	-14.87	139	136	V
5	17.1	40.91	PK1	41.6	-20.3	0	62.21	-	-	-	-	68.2	-5.99	207	268	H
10	17.103	41.48	PK1	41.6	-20.3	0	62.78	-	-	-	-	68.2	-5.42	126	210	V

* - indicates frequency in CFR15.205/IC8.10 Restricted Band

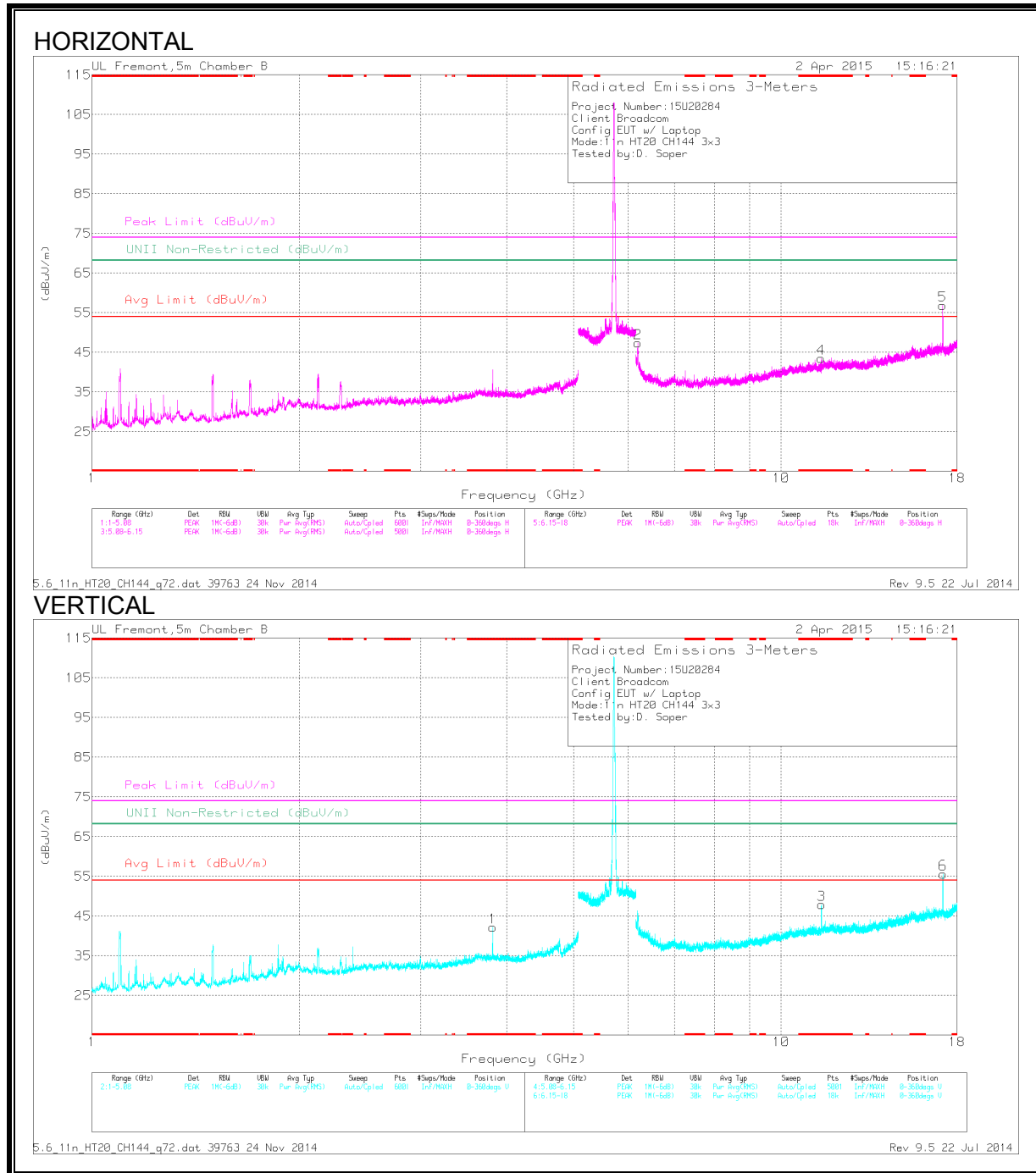
PK - Peak detector

PK1 - KDB789033 Method: Peak

AD1 - KDB789033 Method: AD Primary Power Average

9.23. TX ABOVE 1 GHz 802.11n HT20 3TX CDD MODE CHANNEL 144

HARMONICS AND SPURIOUS EMISSIONS



Trace Markers

Marker	Frequency (GHz)	Meter Reading (dBuV)	Det	AF T345 (dBm)	Amp/Cbl/Fit r/Pad (dB)	Corrected Reading (dBuV/m)	Avg Limit (dBuV/m)	Margin (dB)	Peak Limit (dBuV/m)	PK Margin (dB)	UNII Non-Restricted (dBuV/m)	PK Margin (dB)	Azimuth (Degs)	Height (cm)	Polarity
1	* 3.814	45.66	PK1	33.3	-30.9	48.06	-	-	74	-25.94	-	-	193	118	V
	* 3.814	40.74	AD1	33.3	-30.9	43.14	54	-10.86	-	-	-	-	193	118	V
4	* 11.438	37.96	PK1	38.1	-22.9	53.16	-	-	74	-20.84	-	-	2	161	H
	* 11.439	25.96	AD1	38.1	-22.9	41.16	54	-12.84	-	-	-	-	2	161	H
3	* 11.442	40.84	PK1	38.1	-23	55.94	-	-	74	-18.06	-	-	48	242	V
	* 11.441	29.33	AD1	38.1	-22.9	44.53	54	-9.47	-	-	-	-	48	242	V
2	6.196	49.07	PK1	35.5	-28.4	56.17	-	-	-	-	68.2	-12.03	254	199	H
5	17.16	44.91	PK1	41.4	-20.3	66.01	-	-	-	-	68.2	-2.19	7	113	H
6	17.166	42.52	PK1	41.3	-20.3	63.52	-	-	-	-	68.2	-4.68	4	200	V

* - indicates frequency in CFR15.205/IC8.10 Restricted Band

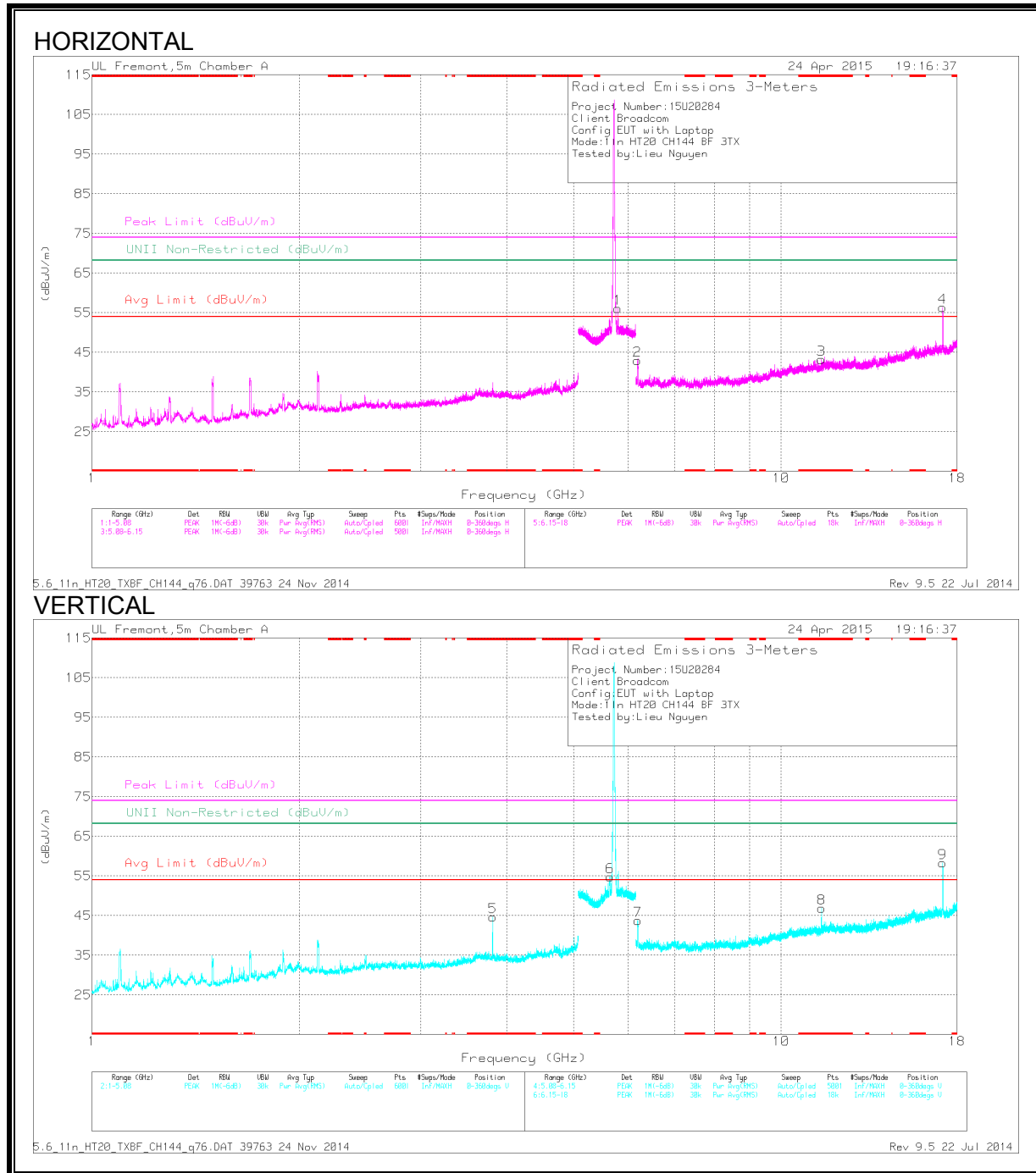
PK - Peak detector

PK1 - KDB789033 Method: Peak

AD1 - KDB789033 Method: AD Primary Power Average

9.24. TX ABOVE 1 GHz 802.11n HT20 TXBF 3TX MODE CHANNEL 144

HARMONICS AND SPURIOUS EMISSIONS



Trace Markers

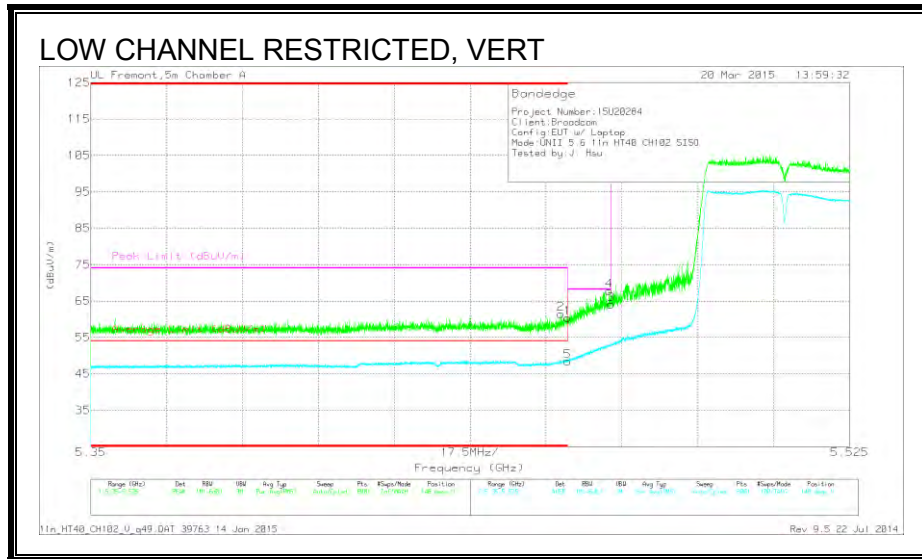
Marker	Frequency (GHz)	Meter Reading (dBuV)	Det	AF T345 (dB/m)	Amp/Cbl/FI tr/Pad (dB)	DC Corr (dB)	Corrected Reading (dBuV/m)	Avg Limit (dBuV/m)	Margin (dB)	Peak Limit (dBuV/m)	PK Margin (dB)	UNII Non-Restricted (dBuV/m)	PK Margin (dB)	Azimuth (Degs)	Height (cm)	Polarity
5	* 3.813	46.5	PK1	33.3	-30.9	0	48.9	-	-	74	-25.1	-	-	255	195	V
	* 3.813	40.12	AD1	33.3	-30.9	.65	43.17	54	-10.83	-	-	-	-	255	195	V
3	* 11.438	34.98	PK1	38.1	-22.9	0	50.18	-	-	74	-23.82	-	-	111	188	H
	* 11.439	23.19	AD1	38.1	-22.9	.65	39.04	54	-14.96	-	-	-	-	111	188	H
8	* 11.446	38.14	PK1	38.1	-23	0	53.24	-	-	74	-20.76	-	-	261	277	V
	* 11.446	25.4	AD1	38.1	-23	.65	41.15	54	-12.85	-	-	-	-	261	277	V
6	5.646	48.04	PK1	34.8	-17.9	0	64.94	-	-	-	-	68.2	-3.26	11	323	V
1	5.795	45.69	PK1	35.2	-17.5	0	63.39	-	-	-	-	68.2	-4.81	90	389	H
2	6.19	44.97	PK1	35.5	-28.3	0	52.17	-	-	-	-	68.2	-16.03	289	250	H
7	6.2	45.96	PK1	35.5	-28.3	0	53.16	-	-	-	-	68.2	-15.04	220	124	V
9	17.155	39.4	PK1	41.4	-20.3	0	60.5	-	-	-	-	68.2	-7.7	124	207	V
4	17.158	37.63	PK1	41.4	-20.3	0	58.73	-	-	-	-	68.2	-9.47	64	110	H

* - indicates frequency in CFR15.205/IC8.10 Restricted Band

PK - Peak detector
 PK1 - KDB789033 Method: Peak
 AD1 - KDB789033 Method: AD Primary Power Average

9.25. TX ABOVE 1 GHz 802.11n HT40 1TX MODE IN THE 5.6 GHz BAND

RESTRICTED BANDEDGE (LOW CHANNEL)



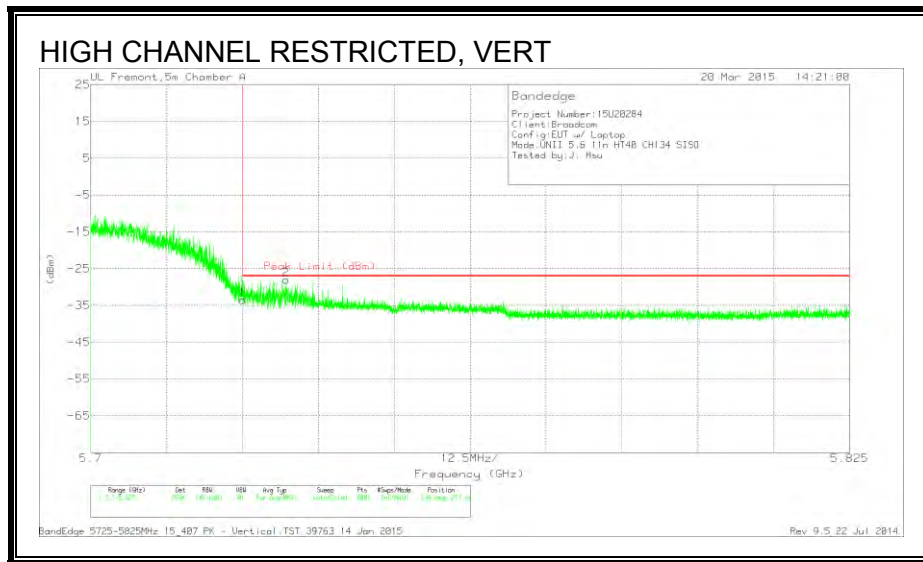
Trace Markers

Marker	Frequency (GHz)	Meter Reading (dBuV)	Det	AF T136 (dB/m)	Bypass (dB)	DC Corr (dB)	Corrected Reading (dBuV/m)	Average Limit (dBuV/m)	Margin (dB)	Peak Limit (dBuV/m)	PK Margin (dB)	Azimuth (Degs)	Height (cm)	Polarity
1	* 5.46	17.18	PK	34.5	8.7	0	60.38	-	-	74	-13.62	148	334	V
2	* 5.458	18.22	PK	34.5	8.7	0	61.42	-	-	74	-12.58	148	334	V
5	* 5.46	5.13	RMS	34.5	8.7	.09	48.42	54	-5.58	-	-	148	334	V
3	5.47	20.92	PK	34.5	8.7	0	64.12	-	-	68.2	-4.08	148	334	V
4	5.47	24.62	PK	34.5	8.7	0	67.82	-	-	68.2	-.38	148	334	V

* - indicates frequency in CFR15.205/IC8.10 Restricted Band

PK - Peak detector
 RMS - RMS detection

RESTRICTED BANDEDGE (HIGH CHANNEL)



Trace Markers

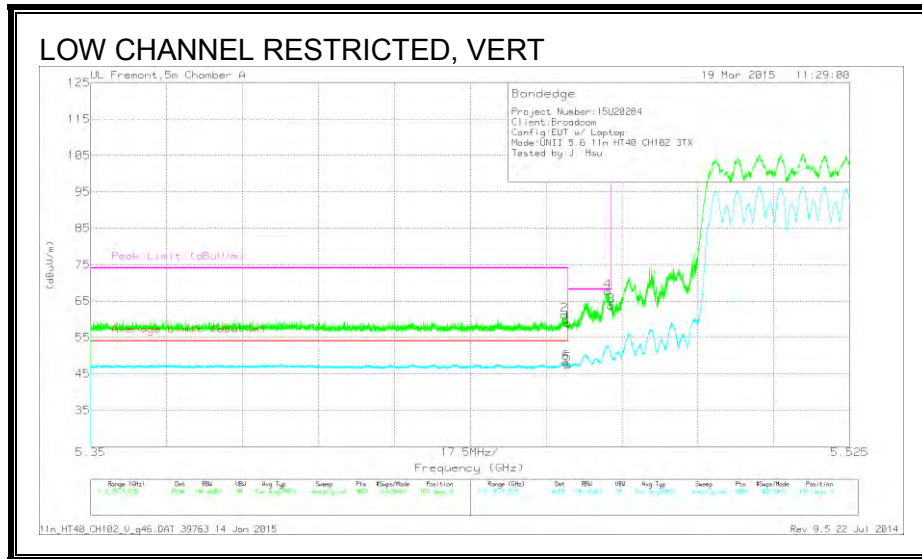
Marker	Frequency (GHz)	Meter Reading (dBm)	Det	AF T136 (dB/m)	Bypass (dB)	Conversion Factor (dB)	Corrected Reading (dBm)	Peak Limit (dBm)	PK Margin (dB)	Azimuth (Degs)	Height (cm)	Polarity
1	5.725	-88.91	PK	34.7	8.9	11.8	-33.51	-27	-6.51	149	277	V
2	5.732	-83.47	PK	34.8	8.9	11.8	-27.97	-27	-.97	149	277	V

* - indicates frequency in CFR15.205/IC8.10 Restricted Band

PK - Peak detector
 RMS - RMS detection

9.26. TX ABOVE 1 GHz 802.11n HT40 CDD 3TX MODE IN THE 5.6 GHz BAND

RESTRICTED BANDEDGE (LOW CHANNEL)



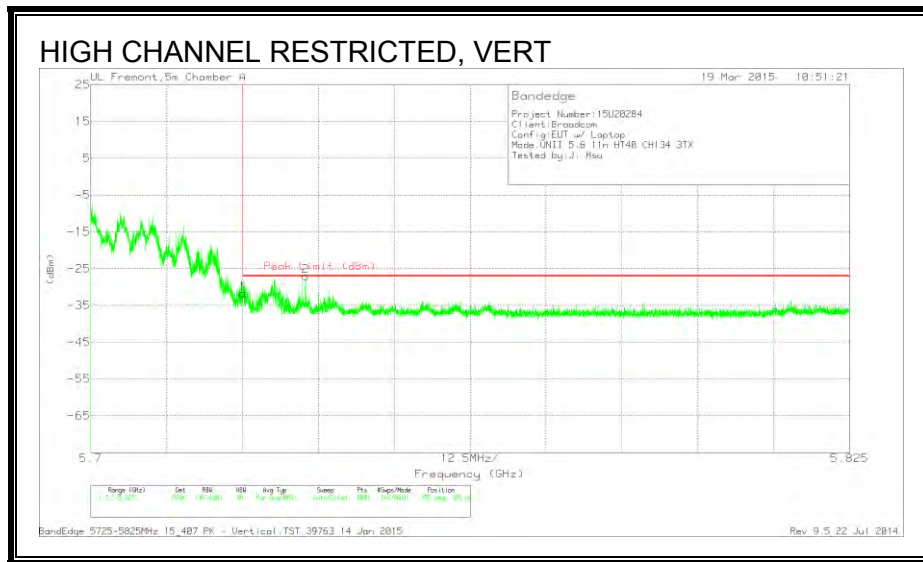
Trace Markers

Marker	Frequency (GHz)	Meter Reading (dBuV)	Det	AF T136 (dB/m)	Bypass (dB)	DC Corr (dB)	Corrected Reading (dBuV/m)	Average Limit (dBuV/m)	Margin (dB)	Peak Limit (dBuV/m)	PK Margin (dB)	Azimuth (Degs)	Height (cm)	Polarity
1	* 5.46	15.63	PK	34.5	8.7	0	58.83	-	-	74	-15.17	101	301	V
2	* 5.459	17.97	PK	34.5	8.7	0	61.17	-	-	74	-12.83	101	301	V
5	* 5.46	4.3	RMS	34.5	8.7	.09	47.59	54	-6.41	-	-	101	301	V
6	* 5.46	4.8	RMS	34.5	8.7	.09	48.09	54	-5.91	-	-	101	301	V
4	5.469	24.6	PK	34.5	8.6	0	67.7	-	-	68.2	-5	101	301	V
3	5.47	20.54	PK	34.5	8.7	0	63.74	-	-	68.2	-4.46	101	301	V

* - indicates frequency in CFR15.205/IC8.10 Restricted Band

PK - Peak detector
 RMS - RMS detection

RESTRICTED BANDEDGE (HIGH CHANNEL)



Trace Markers

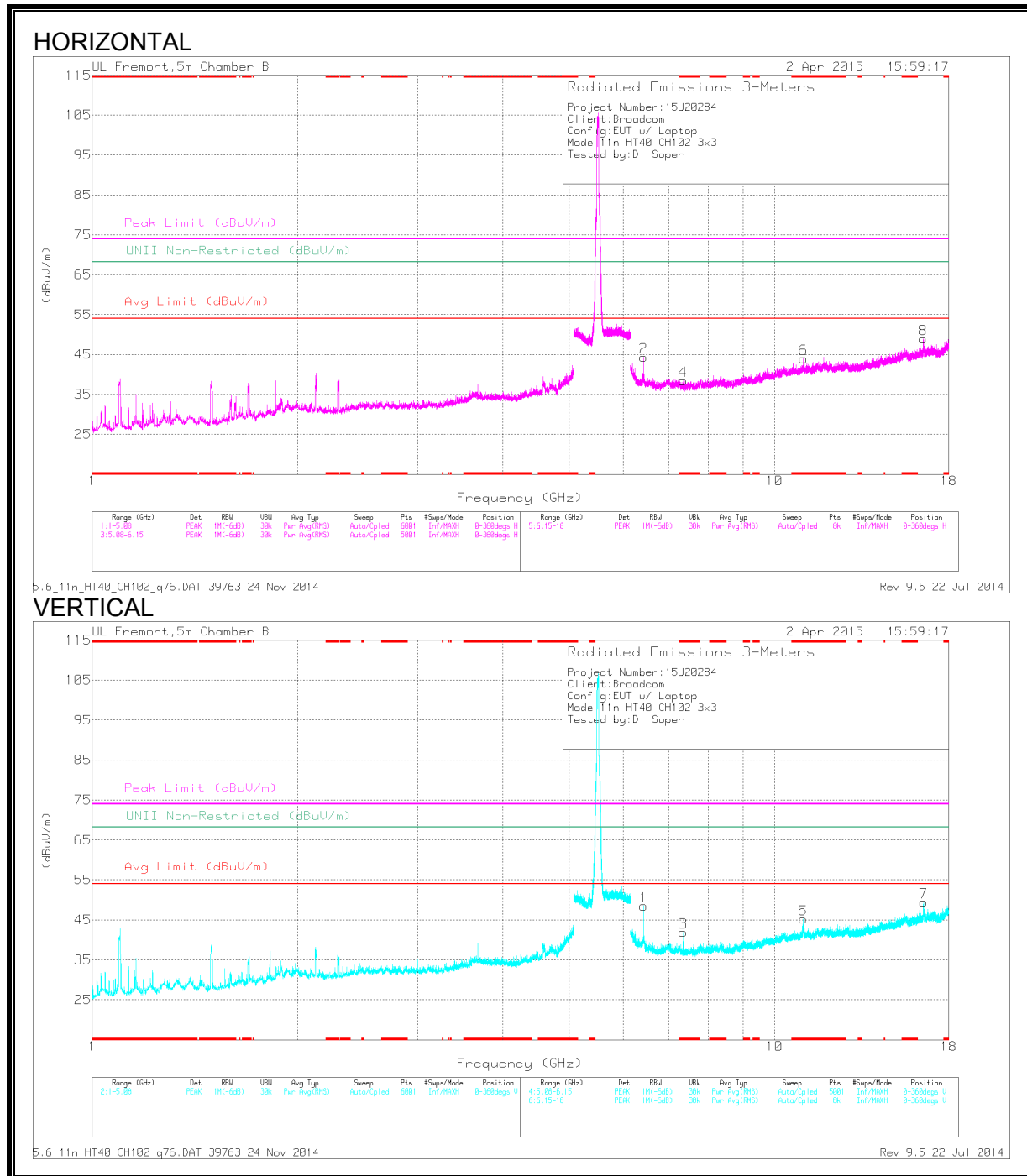
Marker	Frequency (GHz)	Meter Reading (dBm)	Det	AF T136 (dB/m)	Bypass (dB)	Conversion Factor (dB)	Corrected Reading (dBm)	Peak Limit (dBm)	PK Margin (dB)	Azimuth (Degs)	Height (cm)	Polarity
1	5.725	-87.15	PK	34.7	8.9	11.8	-31.75	-27	-4.75	355	105	V
2	5.735	-82.53	PK	34.8	8.9	11.8	-27.03	-27	-.03	355	105	V

* - indicates frequency in CFR15.205/IC8.10 Restricted Band

PK - Peak detector
 RMS - RMS detection

HARMONICS AND SPURIOUS EMISSIONS

LOW CHANNEL



Trace Markers

Marker	Frequenc y (GHz)	Meter Reading (dBuV)	Det	AF T345 (dBm)	Amp/Cbl/ Ftr/Pad (dB)	DC Corr (dB)	Correcte d Reading (dBuV/m)	Avg Limit (dBuV/m)	Margin (dB)	Peak Limit (dBuV/m)	PK Margin (dB)	UNII Non- Restrict ed (dBuV/m)	PK Margin (dB)	Azimuth (Degs)	Height (cm)	Polarity
4	* 7.347	40.5	PK1	35.3	-28.3	0	47.5	-	-	74	-26.5	-	-	248	261	H
	* 7.347	32.1	AD1	35.3	-28.3	.09	39.19	54	-14.81	-	-	-	-	248	261	H
6	*	36.52	PK1	37.7	-22.8	0	51.42	-	-	74	-22.58	-	-	226	177	H
	* 11.027	25.1	AD1	37.7	-22.8	.09	40.09	54	-13.91	-	-	-	-	226	177	H
3	* 7.347	42.08	PK1	35.3	-28.3	0	49.08	-	-	74	-24.92	-	-	335	225	V
	* 7.347	36.45	AD1	35.3	-28.3	.09	43.54	54	-10.46	-	-	-	-	335	225	V
5	* 11.02	37.23	PK1	37.7	-22.8	0	52.13	-	-	74	-21.87	-	-	280	357	V
	* 11.021	25.81	AD1	37.7	-22.8	.09	40.8	54	-13.2	-	-	-	-	280	357	V
2	6.429	46.6	PK1	35.7	-29.1	0	53.2	-	-	-	-	68.2	-15	308	226	H
1	6.429	46.7	PK1	35.7	-29.1	0	53.3	-	-	-	-	68.2	-14.9	141	143	V
8	16.521	37.12	PK1	41.3	-20.7	0	57.72	-	-	-	-	68.2	-10.48	91	131	H
7	16.545	35.77	PK1	41.3	-20.9	0	56.17	-	-	-	-	68.2	-12.03	44	305	V

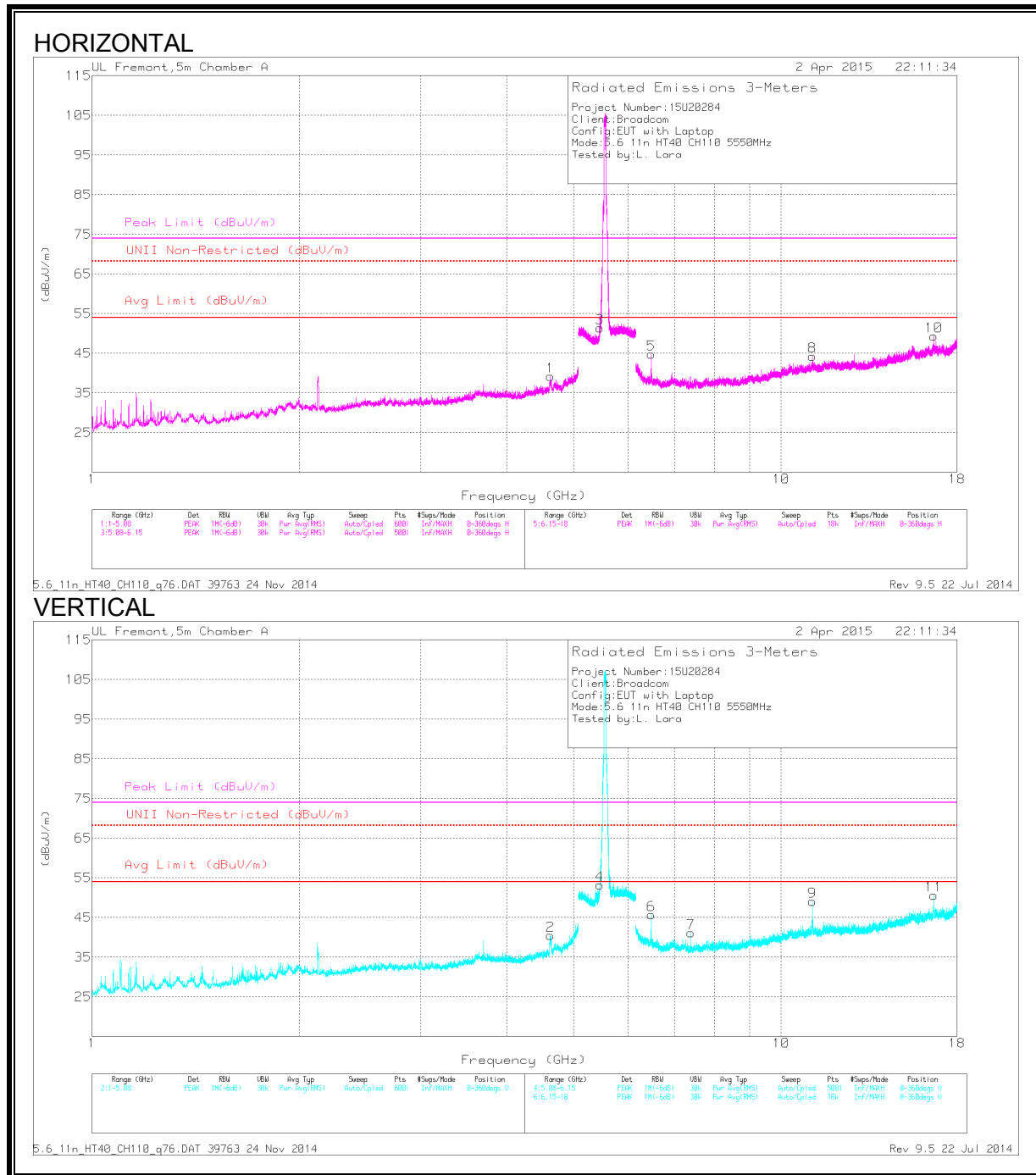
* - indicates frequency in CFR15.205/IC8.10 Restricted Band

PK - Peak detector

PK1 - KDB789033 Method: Peak

AD1 - KDB789033 Method: AD Primary Power Average

MID CHANNEL



Trace Markers

Marker	Frequency (GHz)	Meter Reading (dBuV)	Det	AF T345 (dB/m)	Amp/Cbl/Ftr/Pad (dB)	DC Corr (dB)	Corrected Reading (dBuV/m)	Avg Limit (dBuV/m)	Margin (dB)	Peak Limit (dBuV/m)	PK Margin (dB)	UNII Non-Restricted (dBuV/m)	PK Margin (dB)	Azimuth (Degs)	Height (cm)	Polarity
1	* 4.635	42.82	PK1	34.1	-29.1	0	47.82	-	-	74	-26.18	-	-	293	222	H
	* 4.625	33.7	AD1	34.1	-29.1	.09	38.79	54	-15.21	-	-	-	-	293	222	H
2	* 4.625	43.52	PK1	34.1	-29.1	0	48.52	-	-	74	-25.48	-	-	107	205	V
	* 4.625	35.38	AD1	34.1	-29.1	.09	40.47	54	-13.53	-	-	-	-	107	205	V
3	* 5.454	47.84	PK1	34.5	-18.1	0	64.24	-	-	74	-9.76	-	-	55	246	H
	* 5.459	33.01	AD1	34.5	-18.1	.09	49.5	54	-4.5	-	-	-	-	55	246	H
4	* 5.459	49.59	PK1	34.5	-18.1	0	65.99	-	-	74	-8.01	-	-	66	291	V
	* 5.459	36.42	AD1	34.5	-18.1	.09	52.91	54	-1.09	-	-	-	-	66	291	V
8	* 11.113	37.32	PK1	37.8	-22.9	0	52.22	-	-	74	-21.78	-	-	311	209	H
	* 11.101	26.88	AD1	37.8	-22.9	.09	41.87	54	-12.13	-	-	-	-	311	209	H
7	* 7.401	40.45	PK1	35.4	-27.7	0	48.15	-	-	74	-25.85	-	-	334	196	V
	* 7.401	34.23	AD1	35.4	-27.7	.09	42.02	54	-11.98	-	-	-	-	334	196	V
9	* 11.097	38.56	PK1	37.8	-23	0	53.36	-	-	74	-20.64	-	-	158	118	V
	* 11.102	28.09	AD1	37.8	-22.9	.09	43.08	54	-10.92	-	-	-	-	158	118	V
5	6.476	44.97	PK1	35.8	-29.2	0	51.57	-	-	-	-	68.2	-16.63	311	206	H
6	6.476	45.46	PK1	35.8	-29.2	0	52.06	-	-	-	-	68.2	-16.14	143	230	V
10	16.638	37.54	PK1	41.4	-20.3	0	58.64	-	-	-	-	68.2	-9.56	100	109	H
11	16.642	38.42	PK1	41.4	-20.3	0	59.52	-	-	-	-	68.2	-8.68	131	218	V

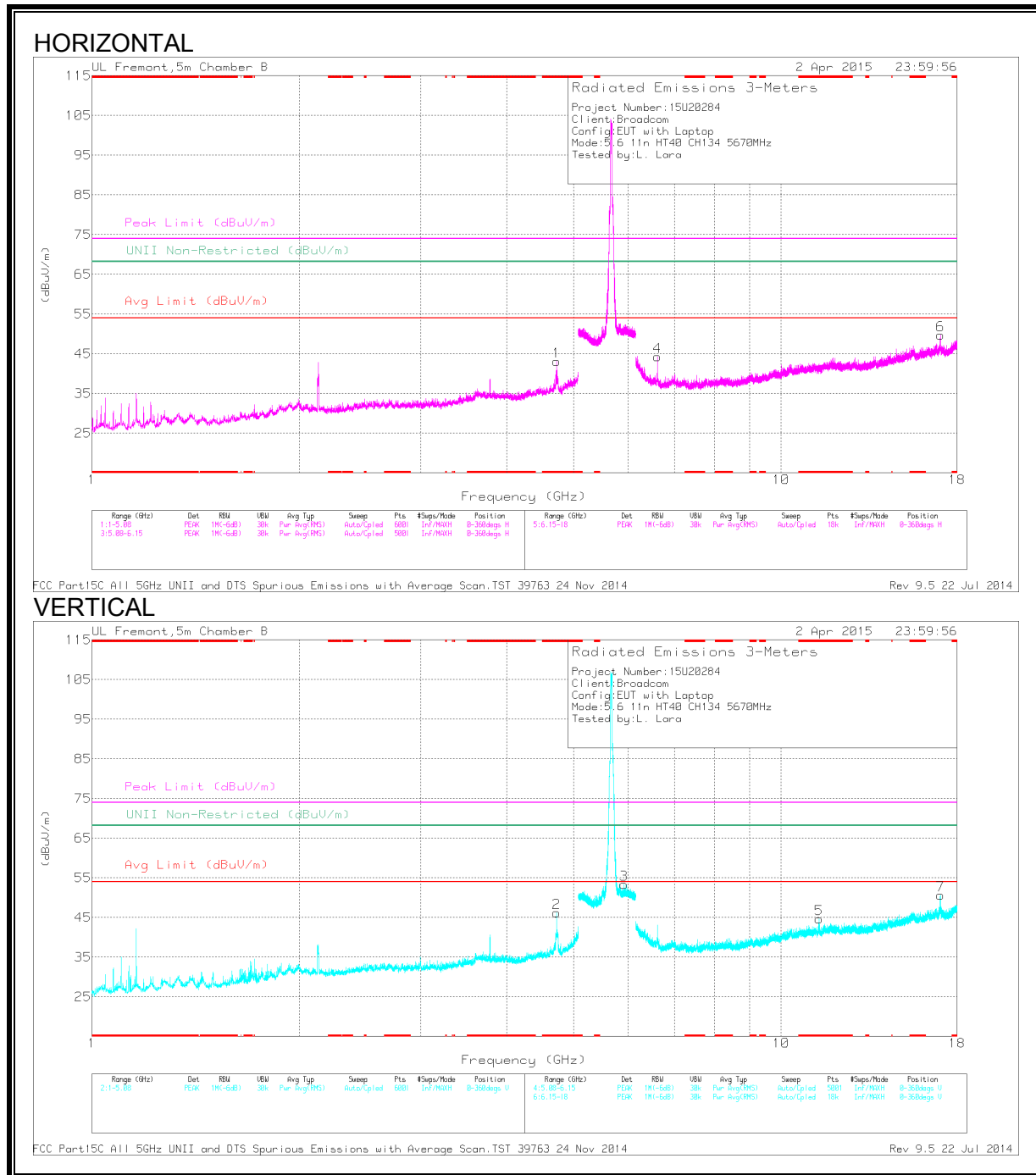
* - indicates frequency in CFR15.205/IC8.10 Restricted Band

PK - Peak detector

PK1 - KDB789033 Method: Peak

AD1 - KDB789033 Method: AD Primary Power Average

HIGH CHANNEL



Trace Markers

Marker	Frequency (GHz)	Meter Reading (dBuV)	Det	AF T345 (dB/m)	Amp/Cbl/Fitr/Pad (dB)	DC Corr (dB)	Corrected Reading (dBuV/m)	Avg Limit (dBuV/m)	Margin (dB)	Peak Limit (dBuV/m)	PK Margin (dB)	UNII Non-Restricted (dBuV/m)	PK Margin (dB)	Azimuth (Degs)	Height (cm)	Polarity
1	* 4.73	46.41	PK1	34.3	-29.7	0	51.01	-	-	74	-22.99	-	-	143	223	H
	* 4.725	39.74	AD1	34.3	-29.7	.09	44.43	54	-9.57	-	-	-	-	143	223	H
2	* 4.725	49.19	PK1	34.3	-29.7	0	53.79	-	-	74	-20.21	-	-	154	142	V
	* 4.725	43.1	AD1	34.3	-29.7	.09	47.79	54	-6.21	-	-	-	-	154	142	V
5	* 11.342	39.73	PK1	38	-22.8	0	54.93	-	-	74	-19.07	-	-	286	237	V
	* 11.341	28.55	AD1	38	-22.8	.09	43.84	54	-10.16	-	-	-	-	286	237	V
3	5.917	42.32	PK1	35.5	-17.5	0	60.32	-	-	-	-	68.2	-7.88	59	119	V
	6.615	42.71	PK1	36	-28	0	50.71	-	-	-	-	68.2	-17.49	348	215	H
6	17.002	36.4	PK1	41.6	-20.2	0	57.8	-	-	-	-	68.2	-10.4	93	138	H
	17.002	38.26	PK1	41.6	-20.2	0	59.66	-	-	-	-	68.2	-8.54	103	122	V

* - indicates frequency in CFR15.205/IC8.10 Restricted Band

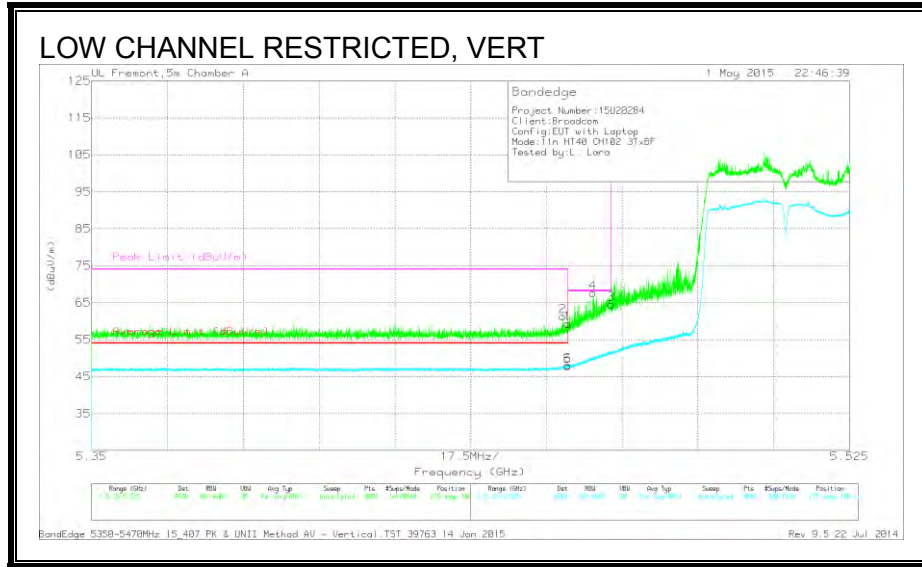
PK - Peak detector

PK1 - KDB789033 Method: Peak

AD1 - KDB789033 Method: AD Primary Power Average

9.27. TX ABOVE 1 GHz 802.11n HT40 TxBF 3TX MODE IN THE 5.6 GHz BAND

RESTRICTED BANDEDGE (LOW CHANNEL)



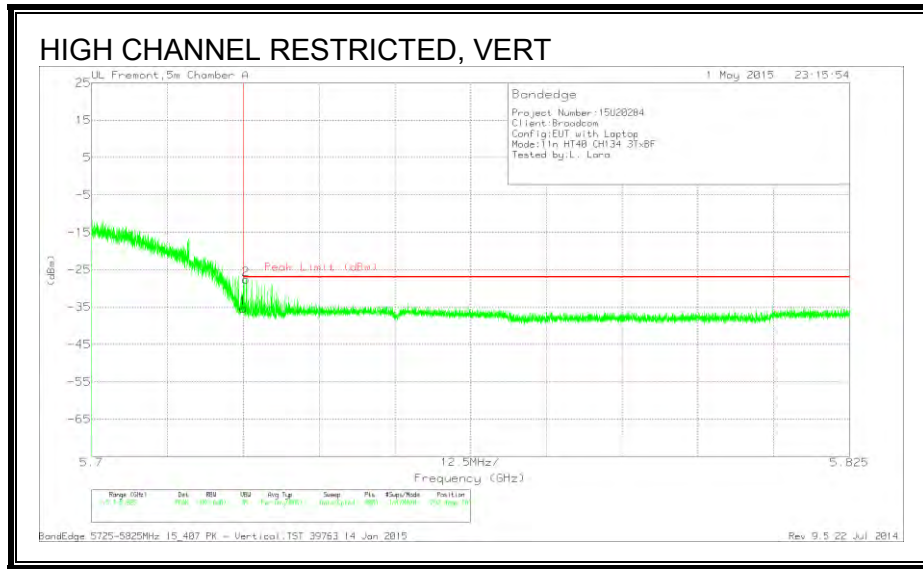
Trace Markers

Marker	Frequency (GHz)	Meter Reading (dBuV)	Det	AF T136 (dB/m)	Bypass (dB)	DC Corr (dB)	Corrected Reading (dBuV/m)	Average Limit (dBuV/m)	Margin (dB)	Peak Limit (dBuV/m)	PK Margin (dB)	Azimuth (Degs)	Height (cm)	Polarity
2	* 5.459	19.21	PK	34.5	7.6	0	61.31	-	-	74	-12.69	275	108	V
1	* 5.46	17.22	PK	34.5	7.6	0	59.32	-	-	74	-14.68	275	108	V
5	* 5.46	4.93	RMS	34.5	7.6	.82	47.85	54	-6.15	-	-	275	108	V
6	* 5.46	5.08	RMS	34.5	7.6	.82	48	54	-6	-	-	275	108	V
4	5.466	25.57	PK	34.5	7.6	0	67.67	-	-	68.2	-53	275	108	V
3	5.47	22.36	PK	34.5	7.7	0	64.56	-	-	68.2	-3.64	275	108	V

* - indicates frequency in CFR15.205/IC8.10 Restricted Band

PK - Peak detector
 RMS - RMS detection

RESTRICTED BANDEDGE (HIGH CHANNEL)



Trace Markers

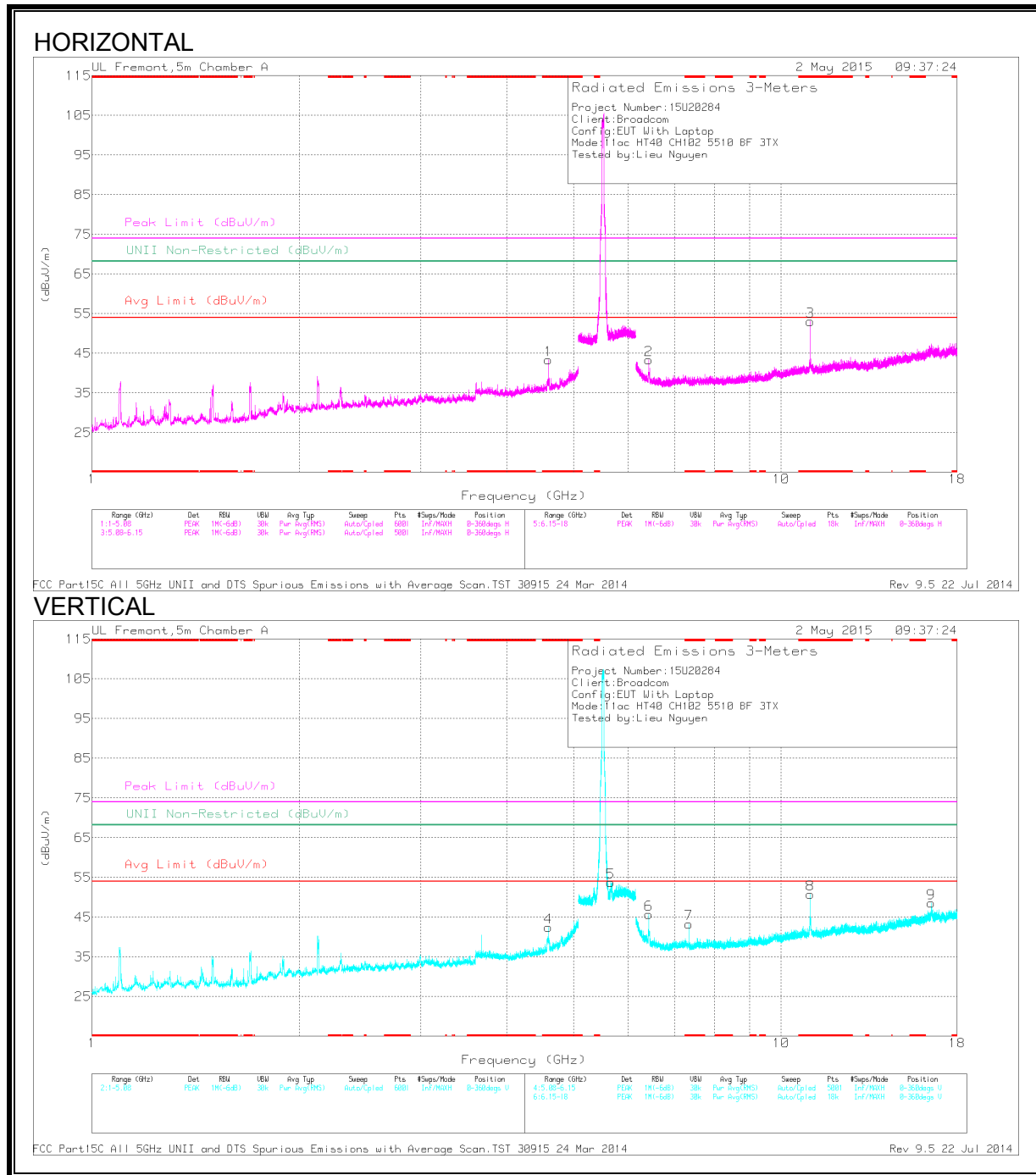
Marker	Frequency (GHz)	Meter Reading (dBm)	Det	AF T136 (dB/m)	Bypass (dB)	Conversion Factor (dB)	Corrected Reading (dBm)	Peak Limit (dBm)	PK Margin (dB)	Azimuth (Degs)	Height (cm)	Polarity
1	5.725	-89.73	PK	34.7	7.8	11.8	-35.43	-27	-8.43	292	109	V
2	5.725	-81.88	PK	34.7	7.8	11.8	-27.58	-27	-.58	292	109	V

* - indicates frequency in CFR15.205/IC8.10 Restricted Band

PK - Peak detector
 RMS - RMS detection

HARMONICS AND SPURIOUS EMISSIONS

LOW CHANNEL



Trace Markers

Marker	Frequency (GHz)	Meter Reading (dBuV)	Det	AF T136 (dB/m)	Amp/Cbl/FI tr/Pad (dB)	DC Corr (dB)	Corrected Reading (dBuV/m)	Avg Limit (dBuV/m)	Margin (dB)	Peak Limit (dBuV/m)	PK Margin (dB)	UNII Non-Restricted (dBuV/m)	PK Margin (dB)	Azimuth (Degs)	Height (cm)	Polarity
1	* 4.592	46.85	PK1	34	-31.6	0	49.25	-	-	74	-24.75	-	-	274	179	H
	4.592	39.66	AD1	34	-31.6	.82	42.88	54	-11.12	-	-	-	-	274	179	H
4	* 4.592	47.47	PK1	34	-31.6	0	49.87	-	-	74	-24.13	-	-	163	389	V
	4.592	40.72	AD1	34	-31.6	.82	43.94	54	-10.06	-	-	-	-	163	389	V
3	* 11.021	39.62	PK1	37.9	-23	0	54.52	-	-	74	-19.48	-	-	107	114	H
	11.021	26.27	AD1	37.9	-23	.82	41.99	54	-12.01	-	-	-	-	107	114	H
7	* 7.347	41.11	PK1	35.5	-26.8	0	49.81	-	-	74	-24.19	-	-	192	262	V
	7.347	34.25	AD1	35.5	-26.8	.82	43.77	54	-10.23	-	-	-	-	192	262	V
8	* 11.021	43.96	PK1	37.9	-23	0	58.86	-	-	74	-15.14	-	-	360	103	V
	11.021	28.42	AD1	37.9	-23	.82	44.14	54	-9.86	-	-	-	-	360	103	V
5	5.66	48.46	PK1	34.6	-20.6	0	62.46	-	-	-	-	68.2	-5.74	292	101	V
2	6.429	43.1	PK1	35.5	-28.1	0	50.5	-	-	-	-	68.2	-17.7	194	283	H
6	6.429	45.52	PK1	35.5	-28.1	0	52.92	-	-	-	-	68.2	-15.28	276	128	V
9	16.521	38.94	PK1	41.6	-23.5	0	57.04	-	-	-	-	68.2	-11.16	272	182	V

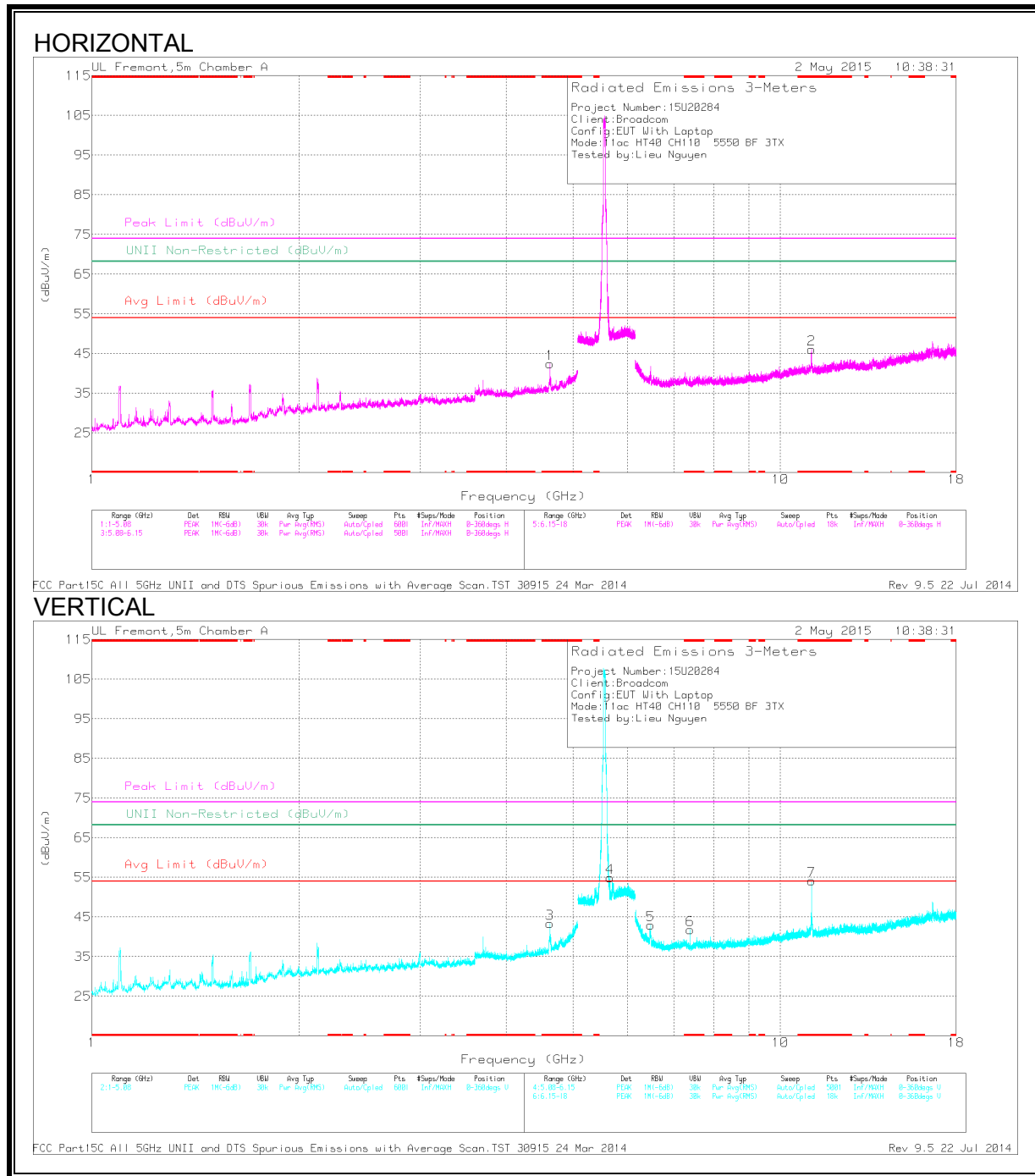
* - indicates frequency in CFR15.205/IC8.10 Restricted Band

PK - Peak detector

PK1 - KDB789033 Method: Peak

AD1 - KDB789033 Method: AD Primary Power Average

MID CHANNEL



Trace Markers

Marker	Frequency (GHz)	Meter Reading (dBuV)	Det	AF T136 (dB/m)	Amp/Cbl/FI tr/Pad (dB)	DC Corr (dB)	Corrected Reading (dBuV/m)	Avg Limit (dBuV/m)	Margin (dB)	Peak Limit (dBuV/m)	PK Margin (dB)	UNII Non-Restricted (dBuV/m)	PK Margin (dB)	Azimuth (Degs)	Height (cm)	Polarity
1	* 4.625	44.92	PK1	34	-31	0	47.92	-	-	74	-26.08	-	-	31	240	H
	* 4.625	36.28	AD1	34	-31	.82	40.1	54	-13.9	-	-	-	-	31	240	H
3	* 4.625	46.78	PK1	34	-31	0	49.78	-	-	74	-24.22	-	-	4	158	V
	* 4.625	37.91	AD1	34	-31	.82	41.73	54	-12.27	-	-	-	-	4	158	V
2	* 11.101	43.34	PK1	37.9	-23.1	0	58.14	-	-	74	-15.86	-	-	28	251	H
	* 11.101	28.44	AD1	37.9	-23.1	.82	44.06	54	-9.94	-	-	-	-	28	251	H
6	* 7.401	39.45	PK1	35.6	-27.1	0	47.95	-	-	74	-26.05	-	-	110	172	V
	* 7.401	31.1	AD1	35.6	-27.1	.82	40.42	54	-13.58	-	-	-	-	110	172	V
7	* 11.101	44.52	PK1	37.9	-23.1	0	59.32	-	-	74	-14.68	-	-	298	362	V
	* 11.101	29.15	AD1	37.9	-23.1	.82	44.77	54	-9.23	-	-	-	-	298	362	V
4	5.655	51.55	PK1	34.6	-20.6	0	65.55	-	-	-	-	68.2	-2.65	186	311	V
5	6.475	44	PK1	35.5	-28.6	0	50.9	-	-	-	-	68.2	-17.3	278	112	V

* - indicates frequency in CFR15.205/IC8.10 Restricted Band

PK - Peak detector
 PK1 - KDB789033 Method: Peak
 AD1 - KDB789033 Method: AD Primary Power Average