

Trace Markers

Marker	Frequency (GHz)	Meter Reading (dBuV)	Det	AF T345 (dB/m)	Amp/Cb/ Fitr/Pad (dB)	DC Corr (dB)	Corrected Reading (dBuV/m)	Avg Limit (dBuV/m)	Margin (dB)	Peak Limit (dBuV/m)	PK Margin (dB)	Azimuth (Degs)	Height (cm)	Polarity
1	* 1.078	36.04	PK2	27.5	-23	0	40.54	-	-	74	-33.46	119	213	H
	* 1.079	24.58	MAv1	27.6	-23	0	29.18	54	-24.82	-	-	119	213	H
2	* 1.097	41.98	PK2	27.6	-22.9	0	46.68	-	-	74	-27.32	289	182	H
	* 1.095	31.62	MAv1	27.6	-22.9	0	36.32	54	-17.68	-	-	289	182	H
3	* 1.495	40.47	PK2	28.7	-21.5	0	47.67	-	-	74	-26.33	173	202	H
	* 1.494	27.92	MAv1	28.7	-21.5	0	35.12	54	-18.88	-	-	173	202	H
4	* 1.699	40.39	PK2	29.7	-21.2	0	48.89	-	-	74	-25.11	80	263	H
	* 1.699	28.48	MAv1	29.8	-21.2	0	37.08	54	-16.92	-	-	80	263	H
7	* 2.488	47.13	PK2	32.5	-20.9	0	58.73	-	-	74	-15.27	168	254	H
	* 2.486	33.13	MAv1	32.5	-20.9	0	44.73	54	-9.27	-	-	168	254	H
10	* 1.099	41.28	PK2	27.6	-22.8	0	46.08	-	-	74	-27.92	13	191	V
	* 1.099	30.63	MAv1	27.6	-22.9	0	35.33	54	-18.67	-	-	13	191	V
11	* 1.699	37.16	PK2	29.8	-21.2	0	45.76	-	-	74	-28.24	66	167	V
	* 1.698	25.44	MAv1	29.7	-21.2	0	33.94	54	-20.06	-	-	66	167	V
12	* 2.378	47.79	PK2	31.9	-20.9	0	58.79	-	-	74	-15.21	11	301	V
	* 2.38	30.34	MAv1	31.9	-20.9	0	41.34	54	-12.66	-	-	11	301	V
8	* 4.884	48.22	PK2	34.2	-30.4	0	52.02	-	-	74	-21.98	21	239	H
	* 4.884	44.54	MAv1	34.2	-30.4	0	48.34	54	-5.66	-	-	21	239	H
13	* 4.884	46.6	PK2	34.2	-30.4	0	50.4	-	-	74	-23.6	68	108	V
	* 4.884	42.27	MAv1	34.2	-30.4	0	46.07	54	-7.93	-	-	68	108	V
14	* 7.325	42.01	PK2	35.3	-28.1	0	49.21	-	-	74	-24.79	113	281	V
	* 7.325	33.59	MAv1	35.3	-28.1	0	40.79	54	-13.21	-	-	113	281	V
5	2.124	33.61	PK	31.6	-20.9	0	44.31	-	-	-	-	0-360	100	H
6	2.391	36.97	PK	32	-20.9	0	48.07	-	-	-	-	0-360	100	H
9	9.768	31.45	PK	36.9	-24	0	44.35	-	-	-	-	0-360	199	H
15	9.768	34.86	PK	36.9	-24	0	47.76	-	-	-	-	0-360	199	V

* - indicates frequency in CFR15.205/IC8.10 Restricted Band

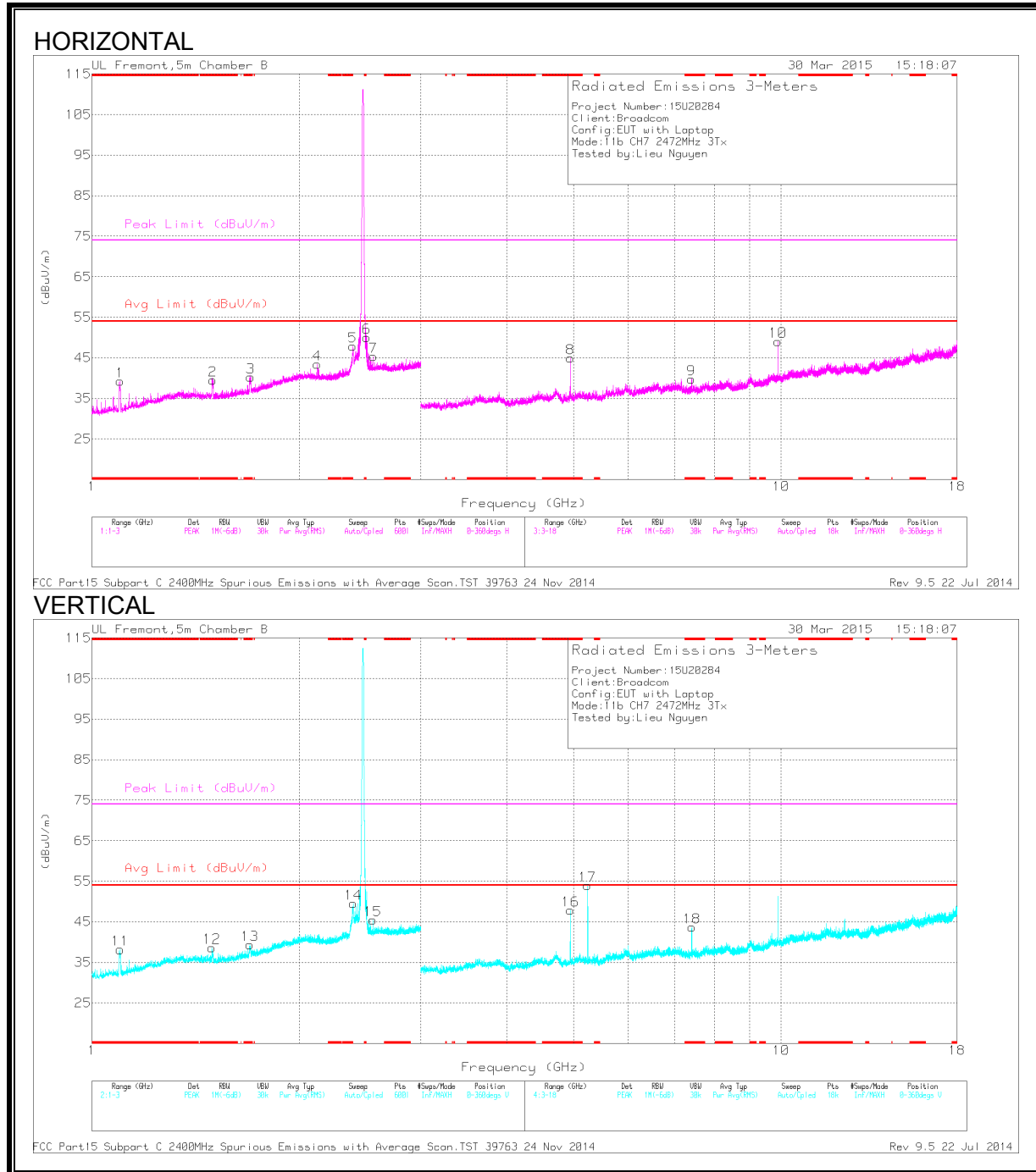
-Compliance for emissions in non-restricted bands shown in conducted out of band testing

PK - Peak detector

PK2 - KDB558074 Method: Maximum Peak

MAv1 - KDB558074 Option 1 Maximum RMS Average

HIGH CHANNEL



Trace Markers

Marker	Frequency (GHz)	Meter Reading (dBuV)	Det	AF T345 (dB/m)	Amp/Cb/Ftr /Pad (dB)	DC Corr (dB)	Corrected Reading (dBuV/m)	Avg Limit (dBuV/m)	Margin (dB)	Peak Limit (dBuV/m)	PK Margin (dB)	Azimuth (Degs)	Height (cm)	Polarity
1	* 1.099	44.03	PK2	27.6	-22.9	0	48.73	-	-	74	-25.27	15	249	H
	* 1.099	35.09	MAv1	27.6	-22.9	0	39.79	54	-14.21	-	-	15	249	H
2	* 1.498	40.55	PK2	28.7	-21.4	0	47.85	-	-	74	-26.15	173	151	H
	* 1.499	28.01	MAv1	28.6	-21.4	0	35.21	54	-18.79	-	-	173	151	H
3	* 1.7	40.25	PK2	29.8	-21.2	0	48.85	-	-	74	-25.15	9	246	H
	* 1.699	28.12	MAv1	29.7	-21.2	0	36.62	54	-17.38	-	-	9	246	H
11	* 1.098	40.91	PK2	27.6	-22.9	0	45.61	-	-	74	-28.39	228	236	V
	* 1.099	30.55	MAv1	27.6	-22.9	0	35.25	54	-18.75	-	-	228	236	V
12	* 1.494	39.91	PK2	28.7	-21.5	0	47.11	-	-	74	-26.89	243	297	V
	* 1.494	27.39	MAv1	28.7	-21.5	0	34.59	54	-19.41	-	-	243	297	V
13	* 1.697	39.22	PK2	29.7	-21.2	0	47.72	-	-	74	-26.28	141	183	V
	* 1.693	26.79	MAv1	29.7	-21.3	0	35.19	54	-18.81	-	-	141	183	V
8	* 4.944	47.92	PK2	34.1	-30.4	0	51.62	-	-	74	-22.38	17	258	H
	* 4.944	43.59	MAv1	34.1	-30.4	0	47.29	54	-6.71	-	-	17	258	H
9	* 7.416	41.02	PK2	35.4	-27.3	0	49.12	-	-	74	-24.88	316	217	H
	* 7.417	32.54	MAv1	35.4	-27.3	0	40.64	54	-13.36	-	-	316	217	H
16	* 4.944	49.07	PK2	34.1	-30.4	0	52.77	-	-	74	-21.23	246	113	V
	* 4.944	45.18	MAv1	34.1	-30.4	0	48.88	54	-5.12	-	-	246	113	V
18	* 7.418	41.93	PK2	35.4	-27.3	0	50.03	-	-	74	-23.97	98	214	V
	* 7.417	34.23	MAv1	35.4	-27.3	0	42.33	54	-11.67	-	-	98	214	V
4	2.124	32.76	PK	31.6	-20.9	0	43.46	-	-	-	-	0-360	101	H
5	2.391	36.77	PK	32	-20.9	0	47.87	-	-	-	-	0-360	101	H
14	2.394	38.51	PK	32	-21	0	49.51	-	-	-	-	0-360	200	V
6	2.504	38.4	PK	32.5	-20.8	0	50.1	-	-	-	-	0-360	200	H
15	2.557	33.64	PK	32.7	-20.9	0	45.44	-	-	-	-	0-360	101	V
7	2.562	33.57	PK	32.7	-20.9	0	45.37	-	-	-	-	0-360	200	H
17	5.238	49.88	PK	34.3	-30.2	0	53.98	-	-	-	-	0-360	101	V
10	9.888	35.89	PK	37.1	-23.9	0	49.09	-	-	-	-	0-360	101	H

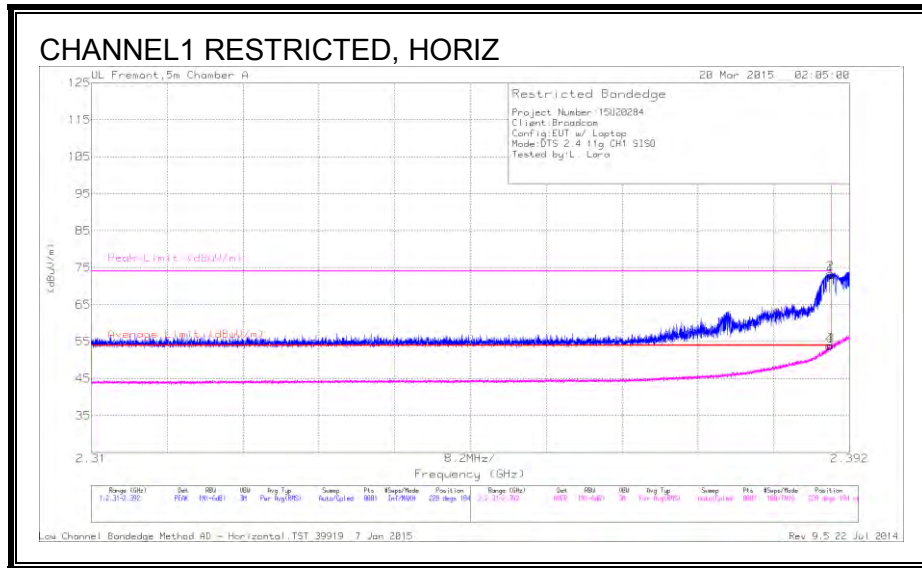
* - indicates frequency in CFR15.205/IC8.10 Restricted Band

-Compliance for emissions in non-restricted bands shown in conducted out of band testing

PK - Peak detector
 PK2 - KDB558074 Method: Maximum Peak
 MAv1 - KDB558074 Option 1 Maximum RMS Average

9.3. TX ABOVE 1 GHz 802.11g LEGACY MODE IN THE 2.4 GHz BAND

RESTRICTED BANDEDGE (CHANNEL 1)



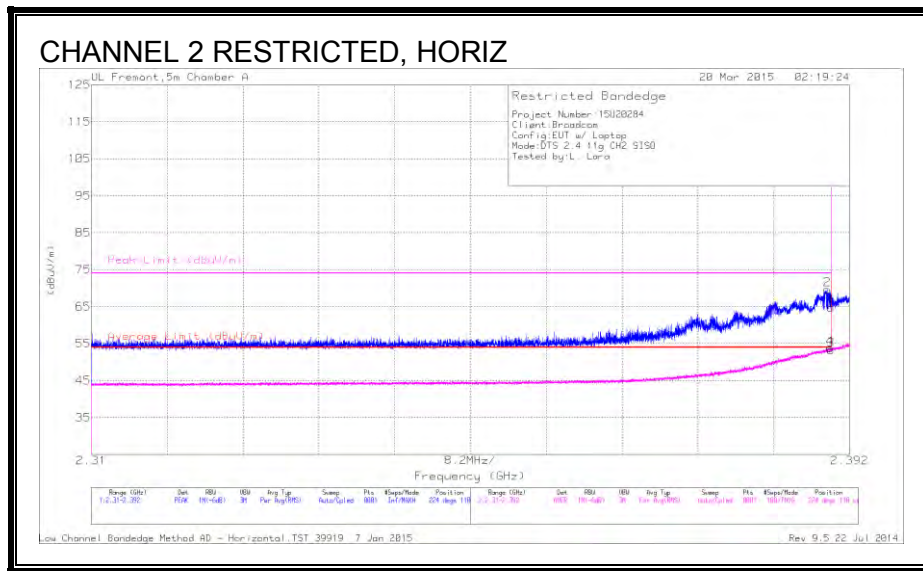
Trace Markers

Marker	Frequency (GHz)	Meter Reading (dBuV)	Det	AF T136 (dB/m)	Bypass (dB)	Corrected Reading (dBuV/m)	Average Limit (dBuV/m)	Margin (dB)	Peak Limit (dBuV/m)	PK Margin (dB)	Azimuth (Degs)	Height (cm)	Polarity
1	* 2.39	35.26	PK	32	5.7	72.96	-	-	74	-1.04	228	104	H
2	* 2.39	35.69	PK	32	5.7	73.39	-	-	74	-.61	228	104	H
3	* 2.39	16.24	RMS	32	5.7	53.94	54	-.06	-	-	228	104	H
4	* 2.39	16.12	RMS	32	5.7	53.82	54	-.18	-	-	228	104	H

* - indicates frequency in CFR15.205/IC8.10 Restricted Band

PK - Peak detector
 RMS - RMS detection

RESTRICTED BANDEDGE (CHANNEL 2)



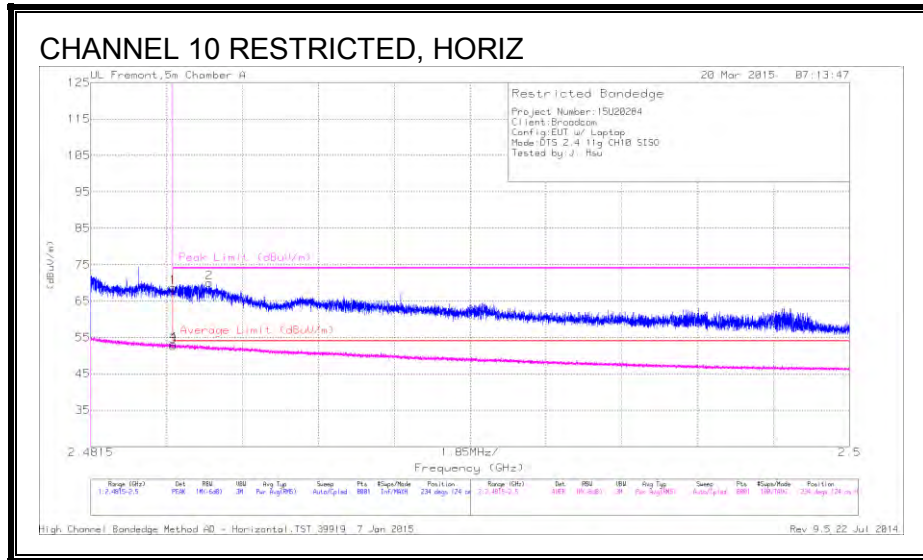
Trace Markers

Marker	Frequency (GHz)	Meter Reading (dBuV)	Det	AF T136 (dB/m)	Bypass (dB)	Corrected Reading (dBuV/m)	Average Limit (dBuV/m)	Margin (dB)	Peak Limit (dBuV/m)	PK Margin (dB)	Azimuth (Degs)	Height (cm)	Polarity
1	* 2.39	27.06	PK	32	5.7	64.76	-	-	74	-9.24	224	110	H
2	* 2.39	31.95	PK	32	5.7	69.65	-	-	74	-4.35	224	110	H
3	* 2.39	15.58	RMS	32	5.7	53.28	54	-72	-	-	224	110	H
4	* 2.39	15.98	RMS	32	5.7	53.68	54	-32	-	-	224	110	H

* - indicates frequency in CFR15.205/IC8.10 Restricted Band

PK - Peak detector
 RMS - RMS detection

RESTRICTED BANDEGE (CHANNEL 10)



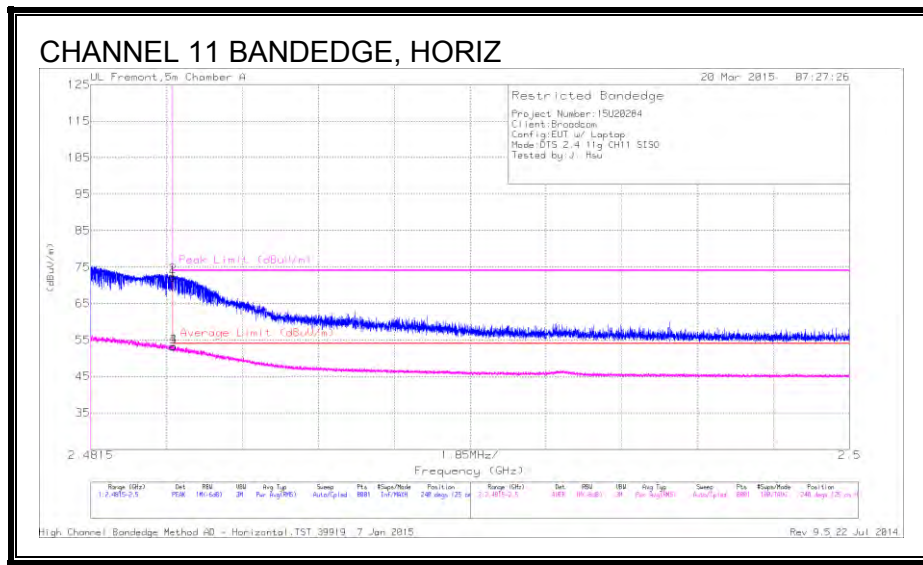
Trace Markers

Marker	Frequency (GHz)	Meter Reading (dBuV)	Det	AF T136 (dB/m)	Bypass (dB)	Corrected Reading (dBuV/m)	Average Limit (dBuV/m)	Margin (dB)	Peak Limit (dBuV/m)	PK Margin (dB)	Azimuth (Degs)	Height (cm)	Polarity
1	* 2.484	30.74	PK	32.1	5.9	68.74	-	-	74	-5.26	234	124	H
2	* 2.484	32.01	PK	32.1	5.9	70.01	-	-	74	-3.99	234	124	H
3	* 2.484	14.6	RMS	32.1	5.9	52.6	54	-1.4	-	-	234	124	H
4	* 2.484	15.12	RMS	32.1	5.9	53.12	54	-0.88	-	-	234	124	H

* - indicates frequency in CFR15.205/IC8.10 Restricted Band

PK - Peak detector
 RMS - RMS detection

AUTHORIZED BANDEDGE (CHANNEL 11)



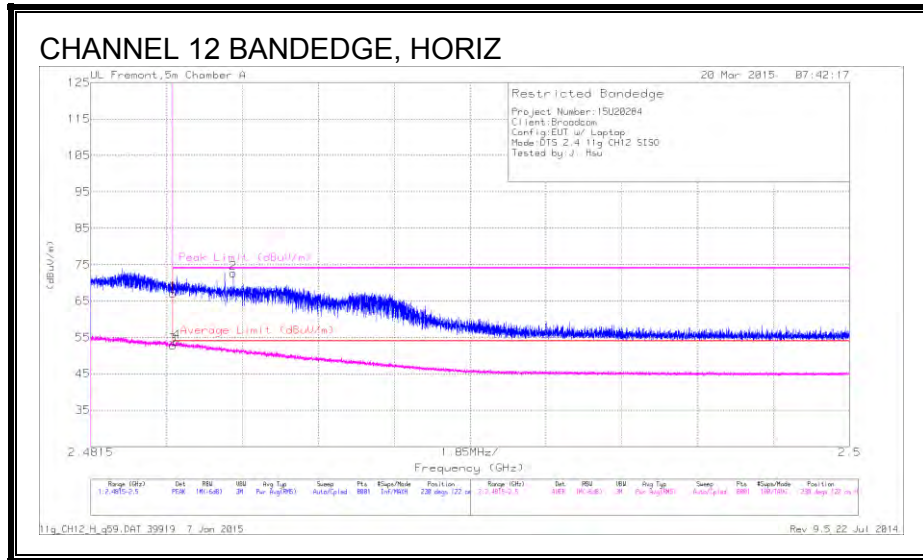
Trace Markers

Marker	Frequency (GHz)	Meter Reading (dBuV)	Det	AF T136 (dB/m)	Bypass (dB)	Corrected Reading (dBuV/m)	Average Limit (dBuV/m)	Margin (dB)	Peak Limit (dBuV/m)	PK Margin (dB)	Azimuth (Degs)	Height (cm)	Polarity
1	* 2.484	34.19	PK	32.1	5.9	72.19	-	-	74	-1.81	240	125	H
2	* 2.484	34.51	PK	32.1	5.9	72.51	-	-	74	-1.49	240	125	H
3	* 2.484	15.14	RMS	32.1	5.9	53.14	54	-.86	-	-	240	125	H
4	* 2.484	15.24	RMS	32.1	5.9	53.24	54	-.76	-	-	240	125	H

* - indicates frequency in CFR15.205/IC8.10 Restricted Band

PK - Peak detector
 RMS - RMS detection

AUTHORIZED BANDEGE (CHANNEL 12)



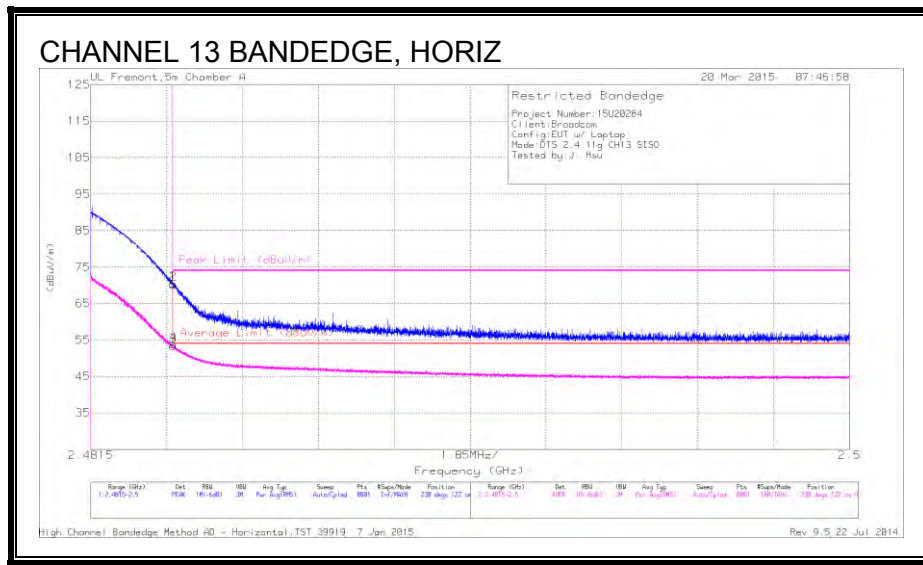
Trace Markers

Marker	Frequency (GHz)	Meter Reading (dBuV)	Det	AF T136 (dB/m)	Bypass (dB)	Corrected Reading (dBuV/m)	Average Limit (dBuV/m)	Margin (dB)	Peak Limit (dBuV/m)	PK Margin (dB)	Azimuth (Degs)	Height (cm)	Polarity
1	* 2.484	29	PK	32.1	5.9	67	-	-	74	-7	230	122	H
2	* 2.485	34.65	PK	32.1	5.9	72.65	-	-	74	-1.35	230	122	H
3	* 2.484	14.77	RMS	32.1	5.9	52.77	54	-1.23	-	-	230	122	H
4	* 2.484	15.73	RMS	32.1	5.9	53.73	54	-.27	-	-	230	122	H

* - indicates frequency in CFR15.205/IC8.10 Restricted Band

PK - Peak detector
 RMS - RMS detection

AUTHORIZED BANDEDGE (CHANNEL 13)



Trace Markers

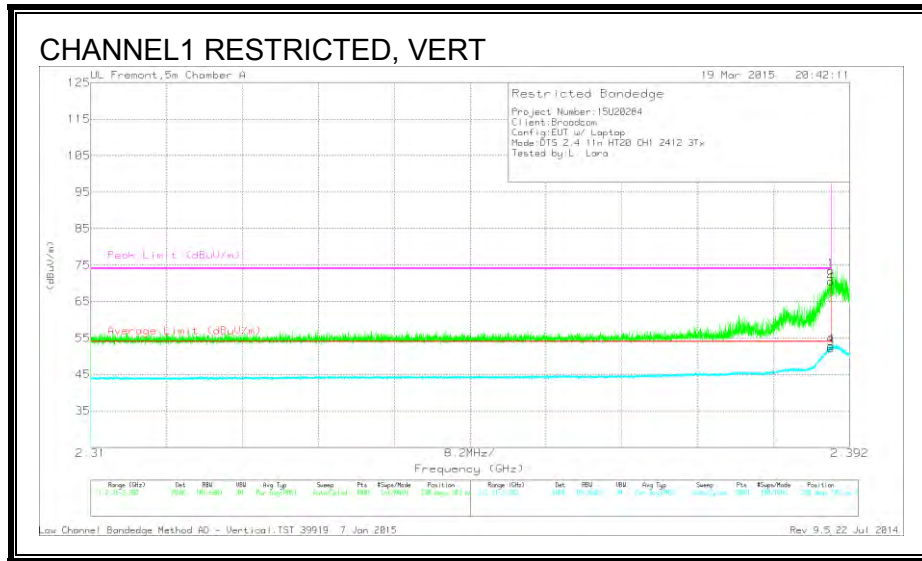
Marker	Frequency (GHz)	Meter Reading (dBuV)	Det	AF T136 (dB/m)	Bypass (dB)	Corrected Reading (dBuV/m)	Average Limit (dBuV/m)	Margin (dB)	Peak Limit (dBuV/m)	PK Margin (dB)	Azimuth (Degs)	Height (cm)	Polarity
1	* 2.484	32.34	PK	32.1	5.9	70.34	-	-	74	-3.66	230	122	H
2	* 2.484	32.41	PK	32.1	5.9	70.41	-	-	74	-3.59	230	122	H
3	* 2.484	15.45	RMS	32.1	5.9	53.45	54	-0.55	-	-	230	122	H
4	* 2.484	15.75	RMS	32.1	5.9	53.75	54	-0.25	-	-	230	122	H

* - indicates frequency in CFR15.205/IC8.10 Restricted Band

PK - Peak detector
 RMS - RMS detection

9.4. TX ABOVE 1 GHz 802.11n HT20 CDD 3Tx MODE IN THE 2.4 GHz BAND

RESTRICTED BANDEGE (CHANNEL 1)



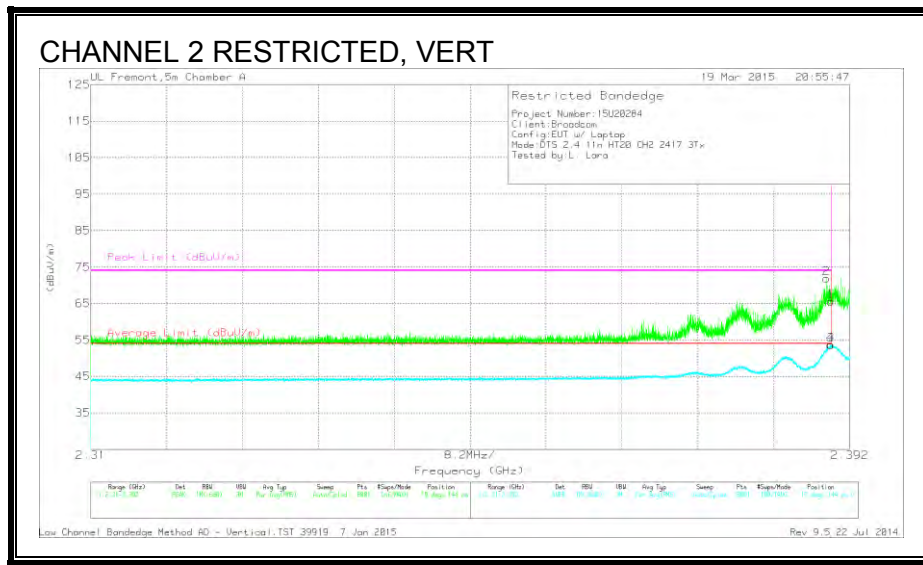
Trace Markers

Marker	Frequency (GHz)	Meter Reading (dBuV)	Det	AF T136 (dB/m)	Bypass (dB)	Corrected Reading (dBuV/m)	Average Limit (dBuV/m)	Margin (dB)	Peak Limit (dBuV/m)	PK Margin (dB)	Azimuth (Degs)	Height (cm)	Polarity
1	* 2.39	35.77	PK	32	5.7	73.47	-	-	74	-53	230	103	V
2	* 2.39	32.82	PK	32	5.7	70.52	-	-	74	-3.48	230	103	V
3	* 2.39	14.44	RMS	32	5.7	52.14	54	-1.86	-	-	230	103	V
4	* 2.39	15.11	RMS	32	5.7	52.81	54	-1.19	-	-	230	103	V

* - indicates frequency in CFR15.205/IC8.10 Restricted Band

PK - Peak detector
 RMS - RMS detection

RESTRICTED BANDEGE (CHANNEL 2)



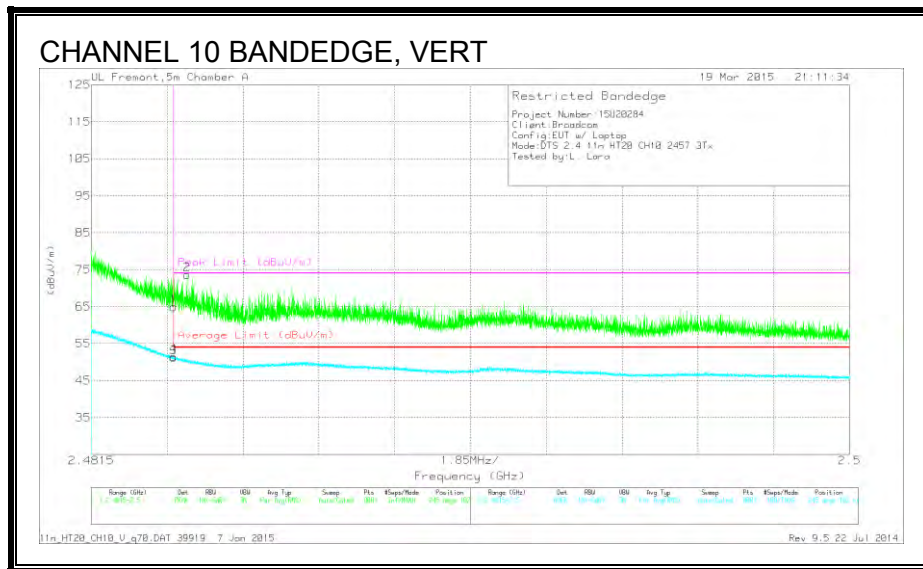
Trace Markers

Marker	Frequency (GHz)	Meter Reading (dBuV)	Det	AF T136 (dB/m)	Bypass (dB)	Corrected Reading (dBuV/m)	Average Limit (dBuV/m)	Margin (dB)	Peak Limit (dBuV/m)	PK Margin (dB)	Azimuth (Degs)	Height (cm)	Polarity
2	* 2.389	34.19	PK	32	5.7	71.89	-	-	74	-2.11	19	144	V
1	* 2.39	27.92	PK	32	5.7	65.62	-	-	74	-8.38	19	144	V
3	* 2.39	16	RMS	32	5.7	53.7	54	-.3	-	-	19	144	V
4	* 2.39	15.92	RMS	32	5.7	53.62	54	-.38	-	-	19	144	V

* - indicates frequency in CFR15.205/IC8.10 Restricted Band

PK - Peak detector
 RMS - RMS detection

AUTHORIZED BANDEDGE (CHANNEL 10)



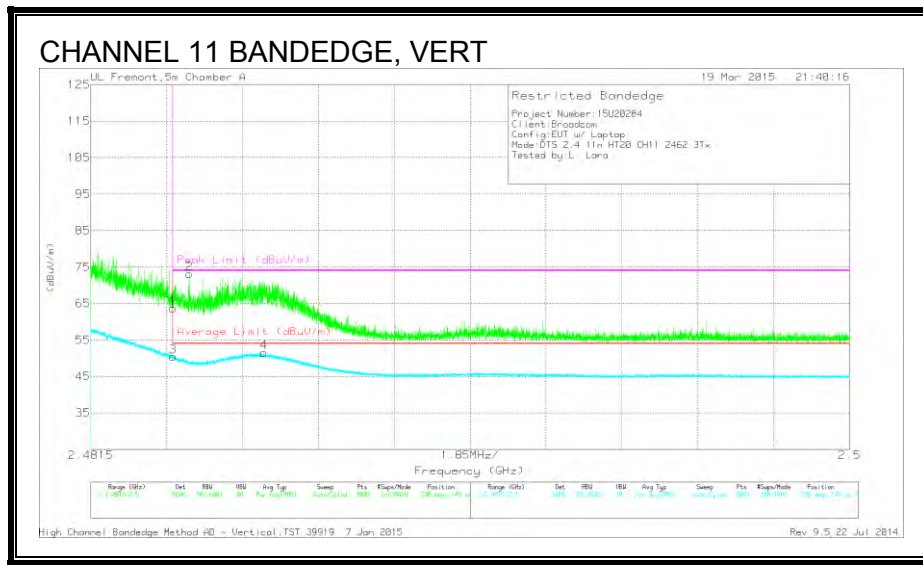
Trace Markers

Marker	Frequency (GHz)	Meter Reading (dBuV)	Det	AF T136 (dB/m)	Bypass (dB)	Corrected Reading (dBuV/m)	Average Limit (dBuV/m)	Margin (dB)	Peak Limit (dBuV/m)	PK Margin (dB)	Azimuth (Degs)	Height (cm)	Polarity
1	* 2.484	26.93	PK	32.1	5.9	64.93	-	-	74	-9.07	245	102	V
2	* 2.484	35.64	PK	32.1	5.9	73.64	-	-	74	-.36	245	102	V
3	* 2.484	13.21	RMS	32.1	5.9	51.21	54	-2.79	-	-	245	102	V
4	* 2.484	13.53	RMS	32.1	5.9	51.53	54	-2.47	-	-	245	102	V

* - indicates frequency in CFR15.205/IC8.10 Restricted Band

PK - Peak detector
 RMS - RMS detection

AUTHORIZED BANDEDGE (CHANNEL 11)



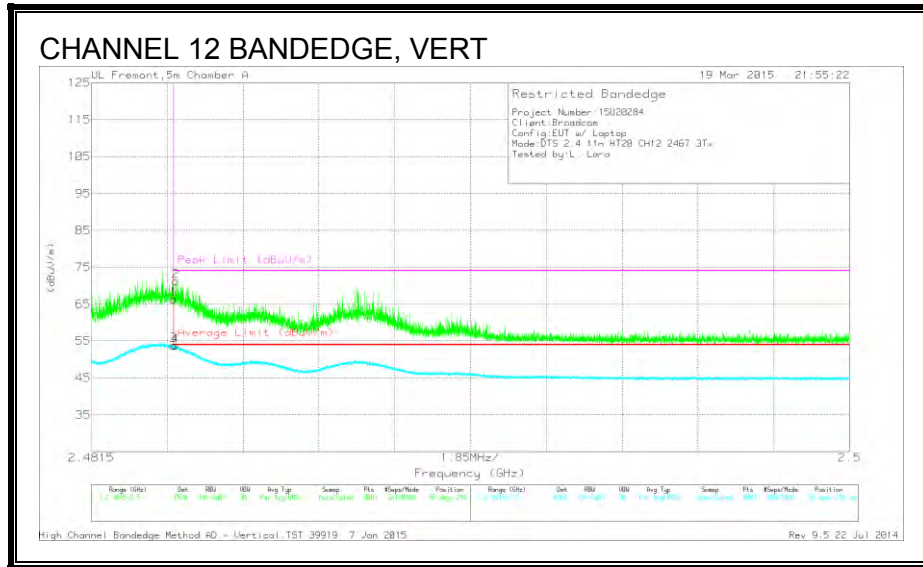
Trace Markers

Marker	Frequency (GHz)	Meter Reading (dBuV)	Det	AF T136 (dB/m)	Bypass (dB)	Corrected Reading (dBuV/m)	Average Limit (dBuV/m)	Margin (dB)	Peak Limit (dBuV/m)	PK Margin (dB)	Azimuth (Degs)	Height (cm)	Polarity
1	* 2.484	25.71	PK	32.1	5.9	63.71	-	-	74	-10.29	238	149	V
2	* 2.484	35.19	PK	32.1	5.9	73.19	-	-	74	-81	238	149	V
3	* 2.484	12.41	RMS	32.1	5.9	50.41	54	-3.59	-	-	238	149	V
4	* 2.486	13.59	RMS	32.1	5.9	51.59	54	-2.41	-	-	238	149	V

* - indicates frequency in CFR15.205/IC8.10 Restricted Band

PK - Peak detector
 RMS - RMS detection

AUTHORIZED BANDEDGE (CHANNEL 12)



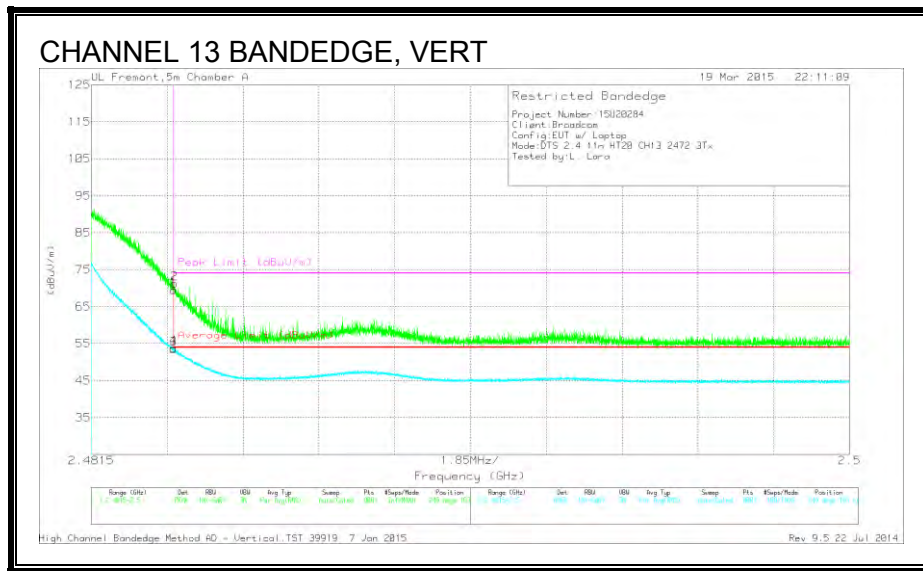
Trace Markers

Marker	Frequency (GHz)	Meter Reading (dBuV)	Det	AF T136 (dB/m)	Bypass (dB)	Corrected Reading (dBuV/m)	Average Limit (dBuV/m)	Margin (dB)	Peak Limit (dBuV/m)	PK Margin (dB)	Azimuth (Degs)	Height (cm)	Polarity
1	* 2.484	28.32	PK	32.1	5.9	66.32	-	-	74	-7.68	56	216	V
2	* 2.484	33.21	PK	32.1	5.9	71.21	-	-	74	-2.79	56	216	V
3	* 2.484	15.84	RMS	32.1	5.9	53.84	54	-1.6	-	-	56	216	V
4	* 2.484	15.66	RMS	32.1	5.9	53.66	54	-3.4	-	-	56	216	V

* - indicates frequency in CFR15.205/IC8.10 Restricted Band

PK - Peak detector
 RMS - RMS detection

AUTHORIZED BANDEDGE (CHANNEL 13)



Trace Markers

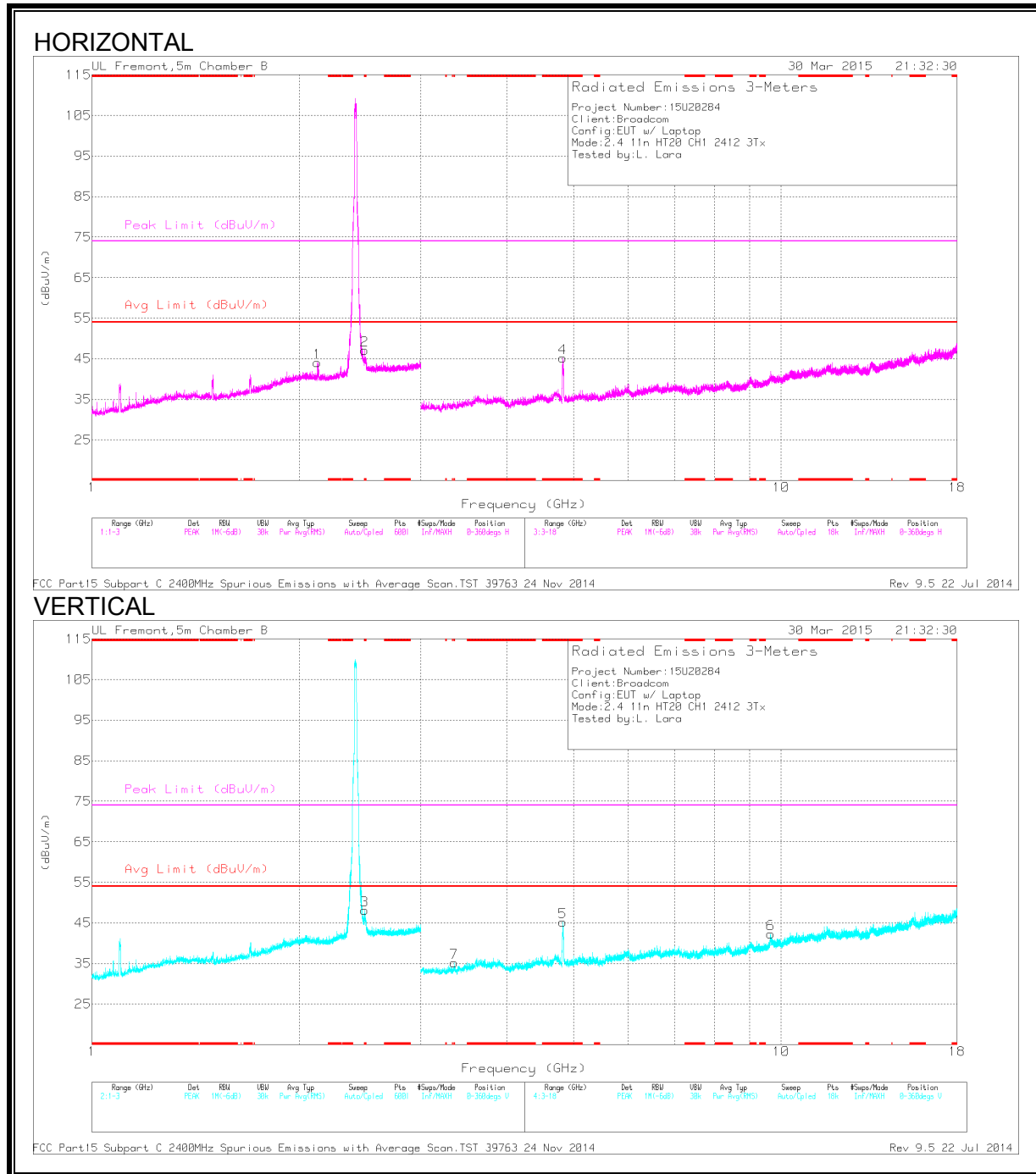
Marker	Frequency (GHz)	Meter Reading (dBuV)	Det	AF T136 (dB/m)	Bypass (dB)	Corrected Reading (dBuV/m)	Average Limit (dBuV/m)	Margin (dB)	Peak Limit (dBuV/m)	PK Margin (dB)	Azimuth (Degs)	Height (cm)	Polarity
1	* 2.484	31.55	PK	32.1	5.9	69.55	-	-	74	-4.45	249	103	V
2	* 2.484	33.2	PK	32.1	5.9	71.2	-	-	74	-2.8	249	103	V
3	* 2.484	15.52	RMS	32.1	5.9	53.52	54	-48	-	-	249	103	V
4	* 2.484	15.78	RMS	32.1	5.9	53.78	54	-22	-	-	249	103	V

* - indicates frequency in CFR15.205/IC8.10 Restricted Band

PK - Peak detector
 RMS - RMS detection

HARMONICS AND SPURIOUS EMISSIONS

LOW CHANNEL



Trace Markers

Marker	Frequency (GHz)	Meter Reading (dBuV)	Det	AF T345 (dB/m)	Amp/Cbl/F ltr/Pad (dB)	Corrected Reading (dBuV/m)	Avg Limit (dBuV/m)	Margin (dB)	Peak Limit (dBuV/m)	PK Margin (dB)	Azimuth (Degs)	Height (cm)	Polarity
2	* 2.487	45.2	PK2	32.5	-20.9	56.8	-	-	74	-17.2	57	210	H
	* 2.487	35.52	MAv1	32.5	-20.9	47.12	54	-6.88	-	-	57	210	H
3	* 2.487	44.73	PK2	32.5	-20.9	56.33	-	-	74	-17.67	208	293	V
	* 2.487	34.7	MAv1	32.5	-20.9	46.3	54	-7.7	-	-	208	293	V
4	* 4.816	51.88	PK2	34.3	-29.6	56.58	-	-	74	-17.42	280	224	H
	* 4.826	38.79	MAv1	34.3	-29.7	43.39	54	-10.61	-	-	280	224	H
5	* 4.825	49.28	PK2	34.3	-29.7	53.88	-	-	74	-20.12	337	140	V
	* 4.825	36.19	MAv1	34.3	-29.7	40.79	54	-13.21	-	-	337	140	V
7	* 3.353	40.63	PK2	32.9	-31	42.53	-	-	74	-31.47	314	167	V
	* 3.354	28.64	MAv1	32.9	-31	30.54	54	-23.46	-	-	314	167	V
1	2.124	33.32	PK	31.6	-20.9	44.02	-	-	-	-	0-360	101	H
6	9.655	29.41	PK	36.7	-23.8	42.31	-	-	-	-	0-360	101	V

* - indicates frequency in CFR15.205/IC8.10 Restricted Band

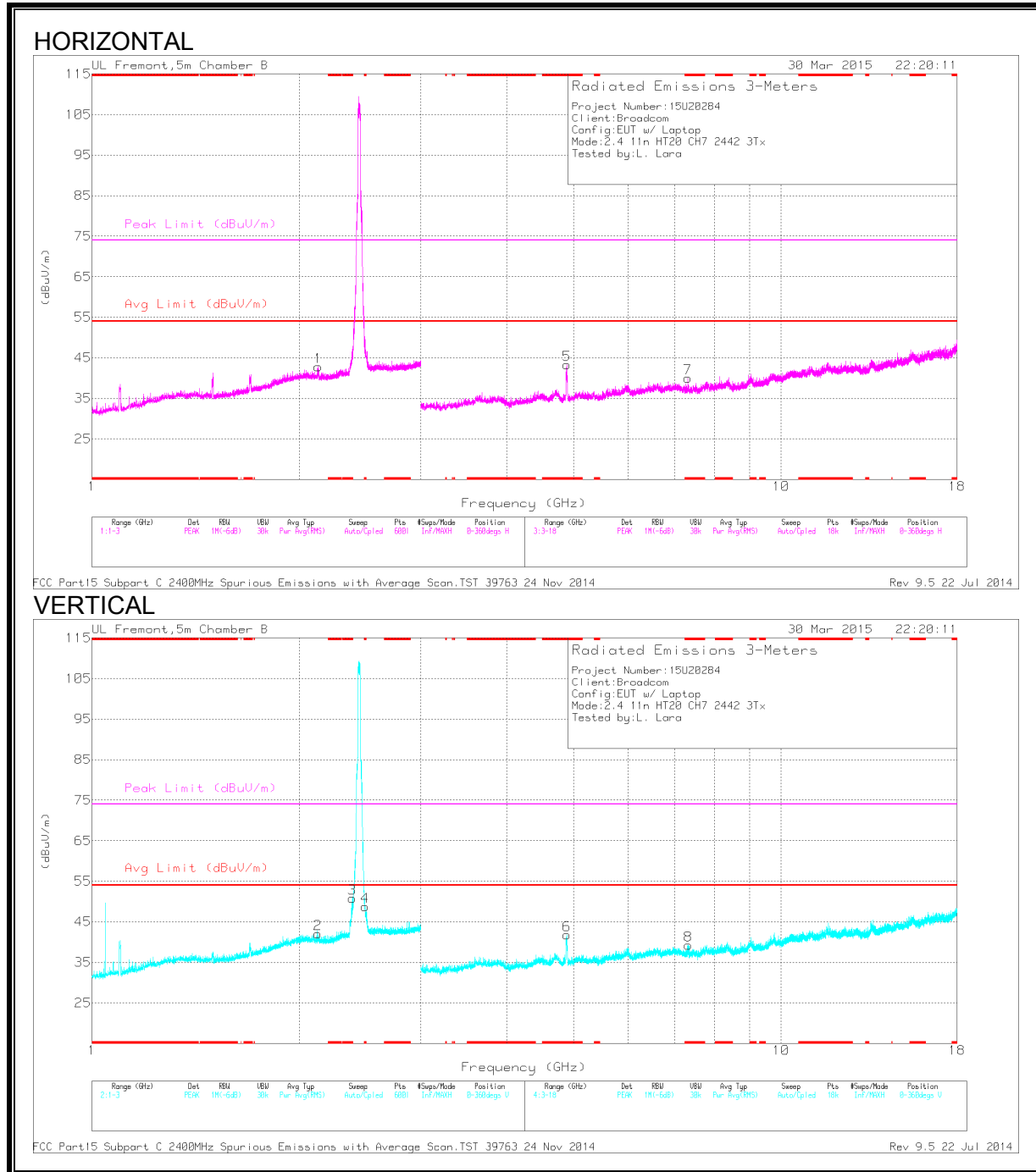
-Compliance for emissions in non-restricted bands shown in conducted out of band testing

PK - Peak detector

PK2 - KDB558074 Method: Maximum Peak

MAv1 - KDB558074 Option 1 Maximum RMS Average

MID CHANNEL



Trace Markers

Marker	Frequency (GHz)	Meter Reading (dBuV)	Det	AF T345 (dB/m)	Amp/Cbl/F ltr/Pad (dB)	Corrected Reading (dBuV/m)	Avg Limit (dBuV/m)	Margin (dB)	Peak Limit (dBuV/m)	PK Margin (dB)	Azimuth (Degs)	Height (cm)	Polarity
3	* 2.386	55.01	PK2	32	-20.9	66.11	-	-	74	-7.89	274	193	V
	* 2.386	34.34	MAv1	32	-20.9	45.44	54	-8.56	-	-	274	193	V
4	* 2.49	50.52	PK2	32.5	-20.9	62.12	-	-	74	-11.88	85	192	V
	* 2.49	34.41	MAv1	32.5	-20.9	46.01	54	-7.99	-	-	85	192	V
5	* 4.882	49.67	PK2	34.2	-30.4	53.47	-	-	74	-20.53	280	221	H
	* 4.881	37.6	MAv1	34.2	-30.4	41.4	54	-12.6	-	-	280	221	H
7	* 7.319	41.86	PK2	35.3	-28.2	48.96	-	-	74	-25.04	299	189	H
	* 7.323	30.39	MAv1	35.3	-28.2	37.49	54	-16.51	-	-	299	189	H
6	* 4.884	48.66	PK2	34.2	-30.4	52.46	-	-	74	-21.54	247	128	V
	* 4.884	35.72	MAv1	34.2	-30.4	39.52	54	-14.48	-	-	247	128	V
8	* 7.331	39.28	PK2	35.3	-28.1	46.48	-	-	74	-27.52	270	228	V
	* 7.326	28.68	MAv1	35.3	-28.1	35.88	54	-18.12	-	-	270	228	V
2	2.126	31.32	PK	31.6	-20.9	42.02	-	-	-	-	0-360	199	V
1	2.129	32.11	PK	31.6	-20.9	42.81	-	-	-	-	0-360	101	H

* - indicates frequency in CFR15.205/IC8.10 Restricted Band

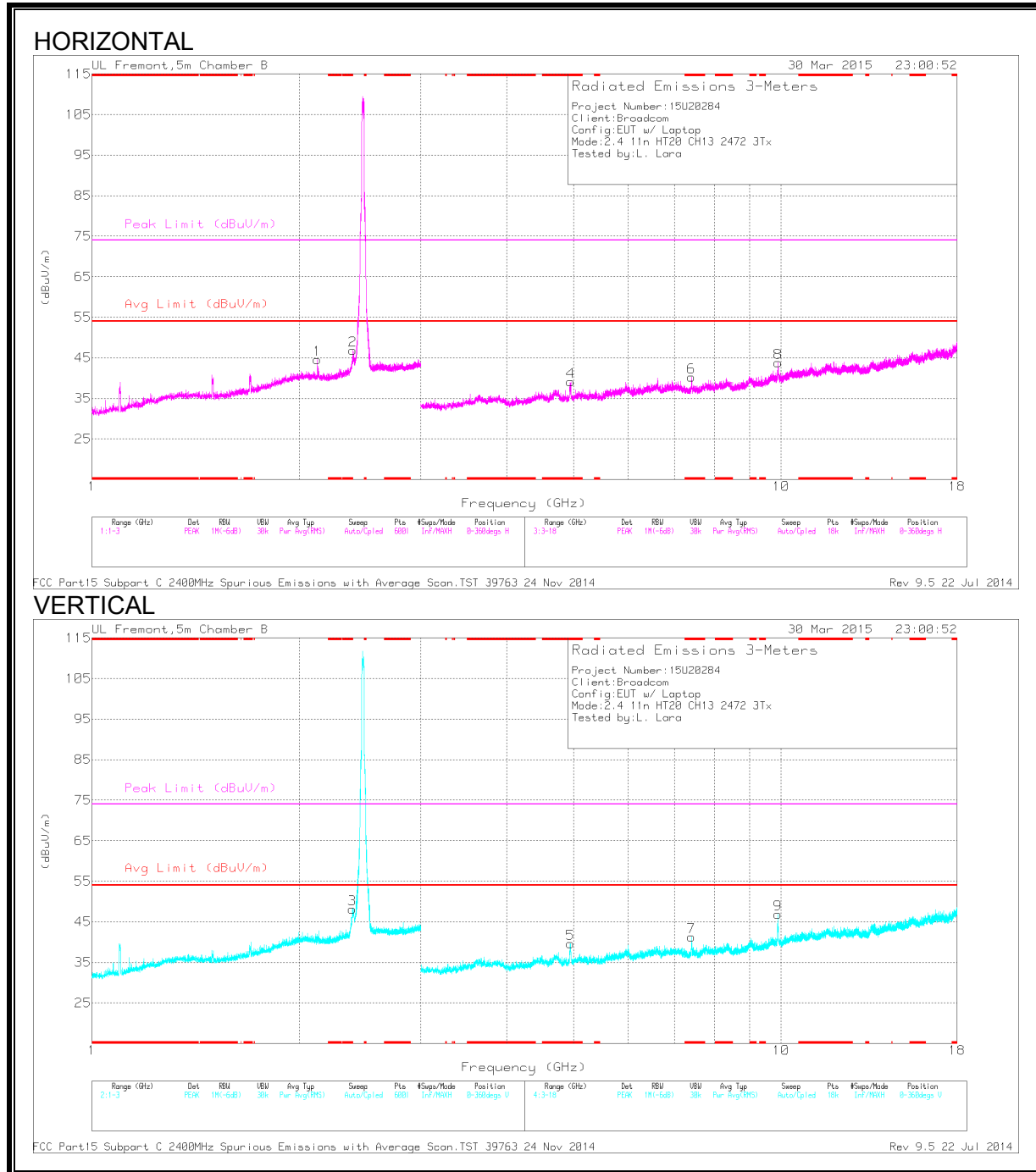
-Compliance for emissions in non-restricted bands shown in conducted out of band testing

PK - Peak detector

PK2 - KDB558074 Method: Maximum Peak

MAv1 - KDB558074 Option 1 Maximum RMS Average

HIGH CHANNEL



Trace Markers

Marker	Frequency (GHz)	Meter Reading (dBuV)	Det	AF T345 (dB/m)	Amp/Cbl/F ltr/Pad (dB)	Corrected Reading (dBuV/m)	Avg Limit (dBuV/m)	Margin (dB)	Peak Limit (dBuV/m)	PK Margin (dB)	Azimuth (Degs)	Height (cm)	Polarity
2	* 2.385	43.41	PK2	32	-20.9	54.51	-	-	74	-19.49	105	299	H
	* 2.39	32.55	MAv1	32	-20.9	43.65	54	-10.35	-	-	105	299	H
3	* 2.387	45.36	PK2	32	-20.9	56.46	-	-	74	-17.54	269	196	V
	* 2.386	34.77	MAv1	32	-20.9	45.87	54	-8.13	-	-	269	196	V
4	* 4.942	46.49	PK2	34.1	-30.4	50.19	-	-	74	-23.81	282	214	H
	* 4.947	34.9	MAv1	34.1	-30.4	38.6	54	-15.4	-	-	282	214	H
6	* 7.419	42.82	PK2	35.4	-27.3	50.92	-	-	74	-23.08	301	196	H
	* 7.418	31.59	MAv1	35.4	-27.3	39.69	54	-14.31	-	-	301	196	H
5	* 4.933	46.64	PK2	34.1	-30.5	50.24	-	-	74	-23.76	245	161	V
	* 4.944	34.59	MAv1	34.1	-30.4	38.29	54	-15.71	-	-	245	161	V
7	* 7.419	41.3	PK2	35.4	-27.3	49.4	-	-	74	-24.6	52	161	V
	* 7.418	30.57	MAv1	35.4	-27.3	38.67	54	-15.33	-	-	52	161	V
1	2.124	33.84	PK	31.6	-20.9	44.54	-	-	-	-	0-360	101	H
9	9.89	33.62	PK	37.1	-23.9	46.82	-	-	-	-	0-360	101	V
8	9.9	30.57	PK	37.1	-23.8	43.87	-	-	-	-	0-360	200	H

* - indicates frequency in CFR15.205/IC8.10 Restricted Band

-Compliance for emissions in non-restricted bands shown in conducted out of band testing

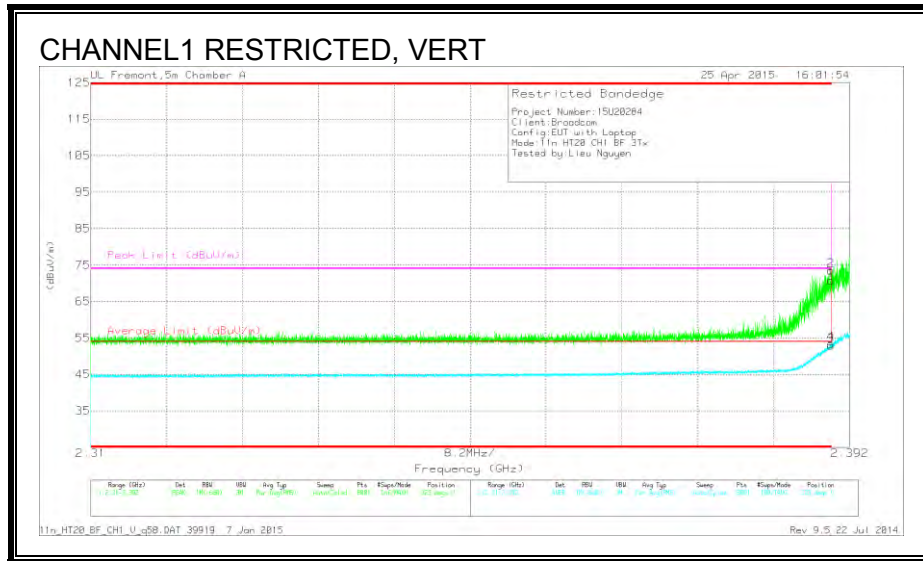
PK - Peak detector

PK2 - KDB558074 Method: Maximum Peak

MAv1 - KDB558074 Option 1 Maximum RMS Average

9.5. TX ABOVE 1 GHz 802.11n HT20 Tx BF 3Tx MODE IN THE 2.4 GHz BAND

RESTRICTED BANDEDGE (CHANNEL 1)



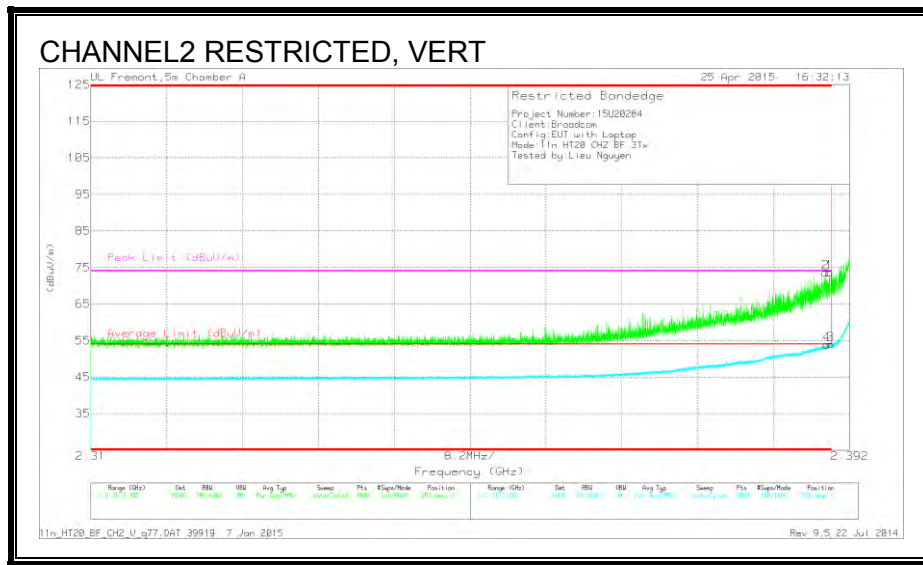
Trace Markers

Marker	Frequency (GHz)	Meter Reading (dBuV)	Det	AF T136 (dB/m)	Bypass (dB)	DC Corr (dB)	Corrected Reading (dBuV/m)	Average Limit (dBuV/m)	Margin (dB)	Peak Limit (dBuV/m)	PK Margin (dB)	Azimuth (Degs)	Height (cm)	Polarity
1	* 2.39	33.23	PK	32	4.9	0	70.13	-	-	74	-3.87	323	180	V
2	* 2.39	36.03	PK	32	4.9	0	72.93	-	-	74	-1.07	323	180	V
3	* 2.39	15.35	RMS	32	4.9	.55	52.8	54	-1.2	-	-	323	180	V
4	* 2.39	15.94	RMS	32	4.9	.55	53.39	54	-.61	-	-	323	180	V

* - indicates frequency in CFR15.205/IC8.10 Restricted Band

PK - Peak detector
 RMS - RMS detection

RESTRICTED BANDEDGE (CHANNEL 2)



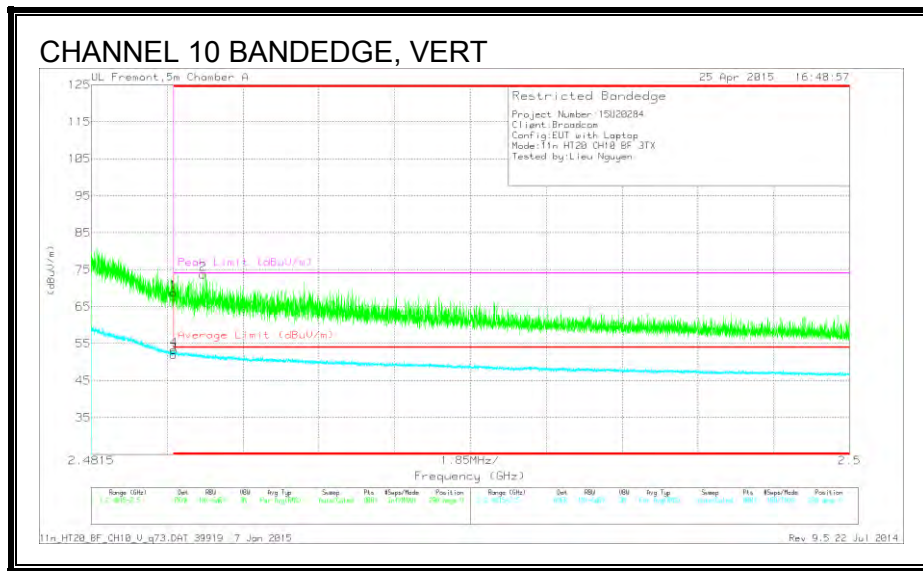
Trace Markers

Marker	Frequency (GHz)	Meter Reading (dBuV)	Det	AF T136 (dB/m)	Bypass (dB)	DC Corr (dB)	Corrected Reading (dBuV/m)	Average Limit (dBuV/m)	Margin (dB)	Peak Limit (dBuV/m)	PK Margin (dB)	Azimuth (Degs)	Height (cm)	Polarity
1	* 2.39	36.18	PK	32	4.9	0	73.08	-	-	74	-.92	293	162	V
2	* 2.389	36.08	PK	32	4.9	0	72.98	-	-	74	-1.02	293	162	V
3	* 2.39	16.53	RMS	32	4.9	.55	53.98	54	-.02	-	-	293	162	V
4	* 2.39	16.43	RMS	32	4.9	.55	53.88	54	-.12	-	-	293	162	V

* - indicates frequency in CFR15.205/IC8.10 Restricted Band

PK - Peak detector
 RMS - RMS detection

AUTHORIZED BANDEDGE (CHANNEL 10)



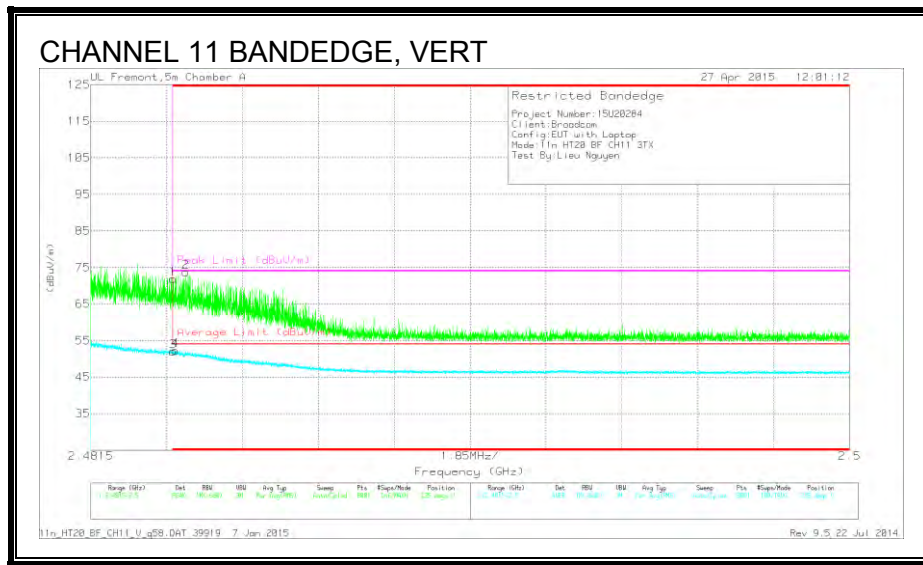
Trace Markers

Marker	Frequency (GHz)	Meter Reading (dBuV)	Det	AF T136 (dB/m)	Bypass (dB)	DC Corr (dB)	Corrected Reading (dBuV/m)	Average Limit (dBuV/m)	Margin (dB)	Peak Limit (dBuV/m)	PK Margin (dB)	Azimuth (Degs)	Height (cm)	Polarity
1	* 2.484	31.72	PK	32.1	5	0	68.82	-	-	74	-5.18	298	228	V
2	* 2.484	36.66	PK	32.1	5	0	73.76	-	-	74	-24	298	228	V
3	* 2.484	14.29	RMS	32.1	5	.55	51.94	54	-2.06	-	-	298	228	V
4	* 2.484	15.69	RMS	32.1	5	.55	53.34	54	-.66	-	-	298	228	V

* - indicates frequency in CFR15.205/IC8.10 Restricted Band

PK - Peak detector
 RMS - RMS detection

AUTHORIZED BANDEDGE (CHANNEL 11)



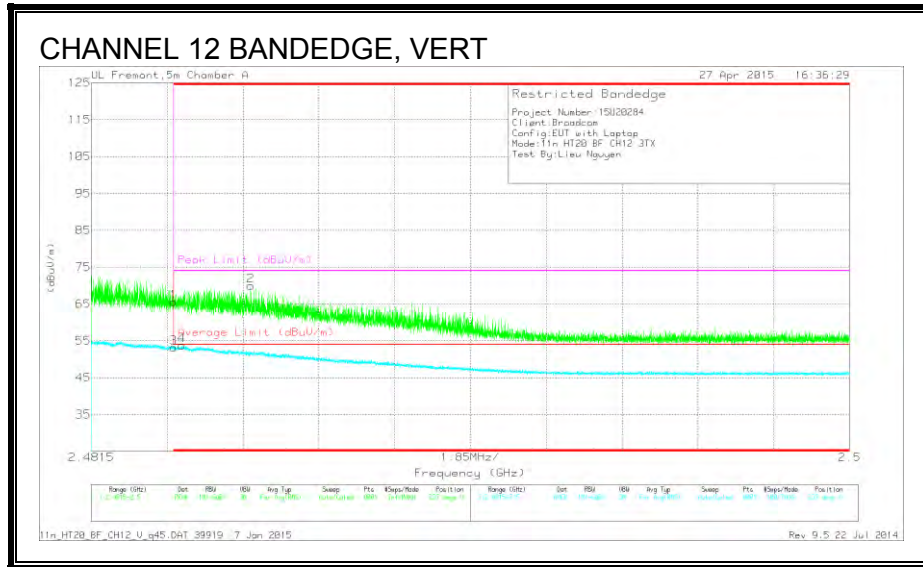
Trace Markers

Marker	Frequency (GHz)	Meter Reading (dBuV)	Det	AF T345 (dB/m)	Bypass (dB)	DC Corr (dB)	Corrected Reading (dBuV/m)	Average Limit (dBuV/m)	Margin (dB)	Peak Limit (dBuV/m)	PK Margin (dB)	Azimuth (Degs)	Height (cm)	Polarity
1	* 2.484	33.04	PK	32.5	5.7	0	71.24	-	-	74	-2.76	235	332	V
2	* 2.484	34.89	PK	32.5	5.7	0	73.09	-	-	74	-91	235	332	V
3	* 2.484	13.2	RMS	32.5	5.7	.55	51.95	54	-2.05	-	-	235	332	V
4	* 2.484	13.47	RMS	32.5	5.7	.55	52.22	54	-1.78	-	-	235	332	V

* - indicates frequency in CFR15.205/IC8.10 Restricted Band

PK - Peak detector
 RMS - RMS detection

AUTHORIZED BANDEDGE (CHANNEL 12)



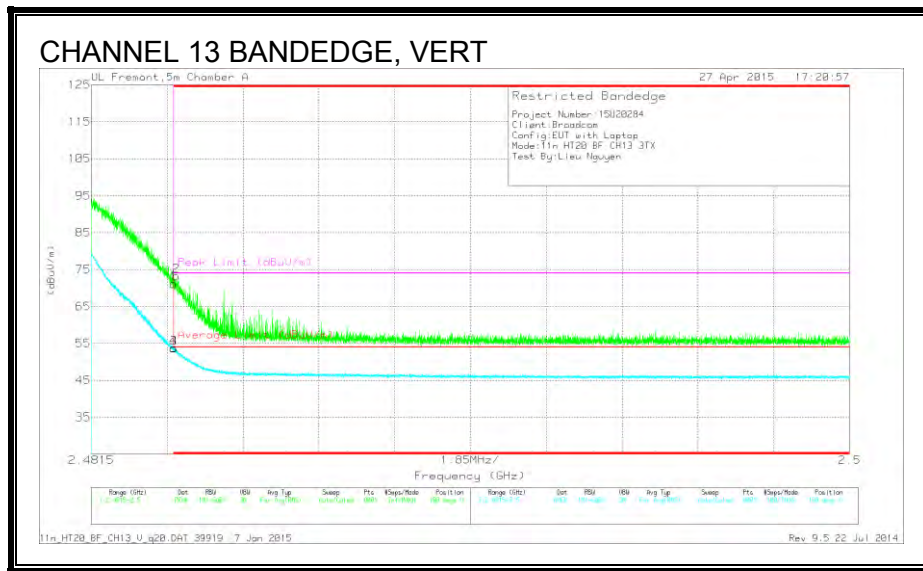
Trace Markers

Marker	Frequency (GHz)	Meter Reading (dBuV)	Det	AF T345 (dB/m)	Bypass (dB)	DC Corr (dB)	Corrected Reading (dBuV/m)	Average Limit (dBuV/m)	Margin (dB)	Peak Limit (dBuV/m)	PK Margin (dB)	Azimuth (Degs)	Height (cm)	Polarity
1	* 2.484	26.74	PK	32.5	5.7	0	64.94	-	-	74	-9.06	237	128	V
3	* 2.484	14.34	RMS	32.5	5.7	.55	53.09	54	-.91	-	-	237	128	V
4	* 2.484	14.94	RMS	32.5	5.7	.55	53.69	54	-.31	-	-	237	128	V
2	* 2.485	31.14	PK	32.5	5.7	0	69.34	-	-	74	-4.66	237	128	V

* - indicates frequency in CFR15.205/IC8.10 Restricted Band

PK - Peak detector
 RMS - RMS detection

AUTHORIZED BANDEDGE (CHANNEL 13)



Trace Markers

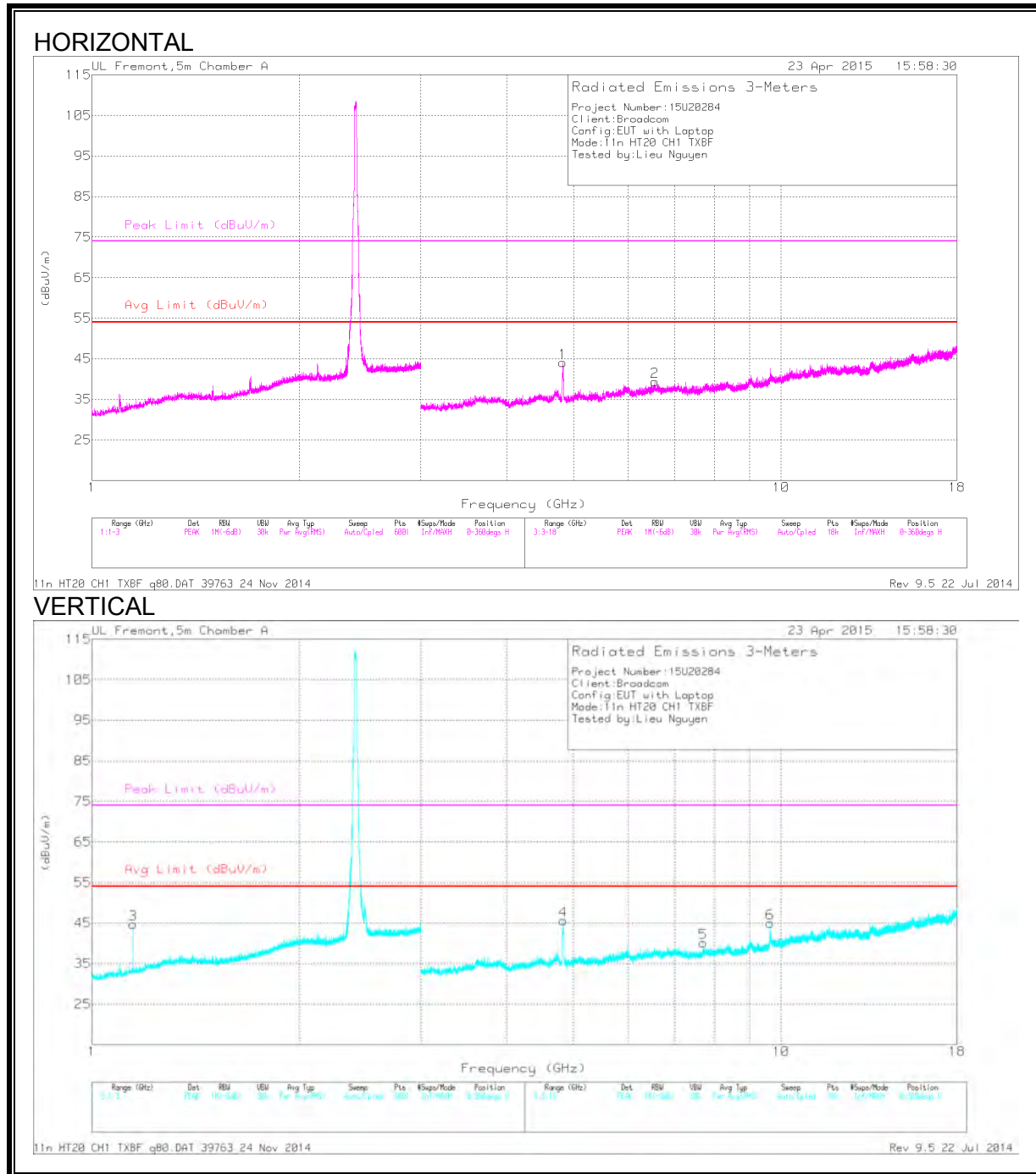
Marker	Frequency (GHz)	Meter Reading (dBuV)	Det	AF T345 (dB/m)	Bypass (dB)	DC Corr (dB)	Corrected Reading (dBuV/m)	Average Limit (dBuV/m)	Margin (dB)	Peak Limit (dBuV/m)	PK Margin (dB)	Azimuth (Degs)	Height (cm)	Polarity
1	* 2.484	32.34	PK	32.5	5.7	0	70.54	-	-	74	-3.46	180	348	V
2	* 2.484	34.42	PK	32.5	5.7	0	72.62	-	-	74	-1.38	180	348	V
3	* 2.484	14.96	RMS	32.5	5.7	.55	53.71	54	-29	-	-	180	348	V
4	* 2.484	14.9	RMS	32.5	5.7	.55	53.65	54	-35	-	-	180	348	V

* - indicates frequency in CFR15.205/IC8.10 Restricted Band

PK - Peak detector
 RMS - RMS detection

HARMONICS AND SPURIOUS EMISSIONS

LOW CHANNEL



Trace Markers

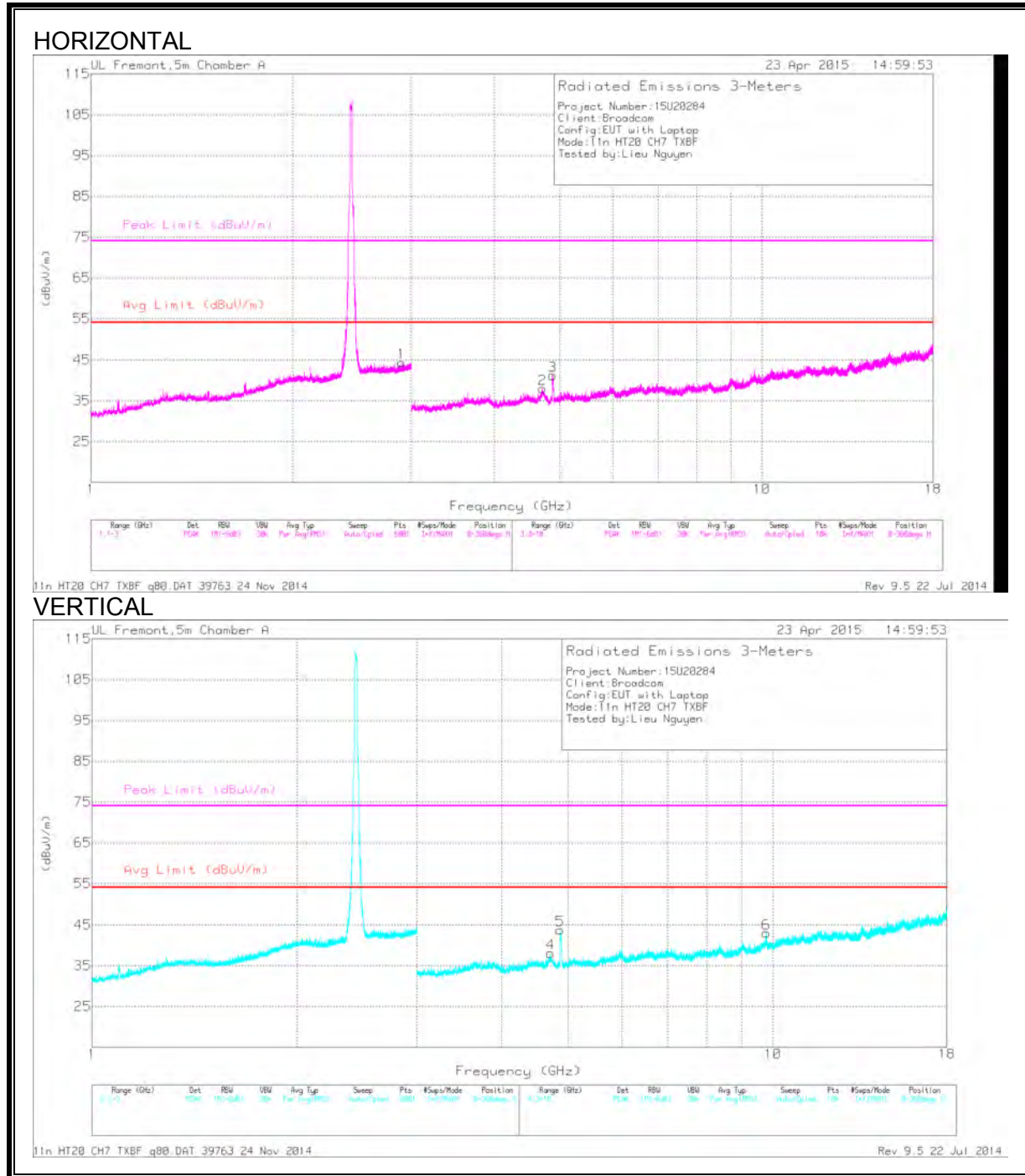
Marker	Frequency (GHz)	Meter Reading (dBuV)	Det	AF T345 (dB/m)	Amp/Cbl/Filtr /Pad (dB)	DC Corr (dB)	Corrected Reading (dBuV/m)	Avg Limit (dBuV/m)	Margin (dB)	Peak Limit (dBuV/m)	PK Margin (dB)	Azimuth (Degs)	Height (cm)	Polarity
3	* 1.146	36.4	PK2	28	-22.6	0	41.8	-	-	74	-32.2	75	137	V
	* 1.146	24.59	MAv1	28	-22.6	.55	30.54	54	-23.46	-	-	75	137	V
1	* 4.824	54.29	PK2	34.3	-29.7	0	58.89	-	-	74	-15.11	131	264	H
	* 4.824	40.36	MAv1	34.3	-29.7	.55	45.51	54	-8.49	-	-	131	264	H
4	* 4.83	50.53	PK2	34.3	-29.8	0	55.03	-	-	74	-18.97	127	104	V
	* 4.829	35.75	MAv1	34.3	-29.8	.55	40.8	54	-13.2	-	-	127	104	V
5	* 7.708	37.13	PK2	35.5	-26.4	0	46.23	-	-	74	-27.77	212	199	V
	* 7.71	26.01	MAv1	35.5	-26.4	.55	35.66	54	-18.34	-	-	212	199	V
2	6.556	31.61	PK	35.9	-28.1	0	39.41	-	-	-	-	0-360	101	H
6	9.644	32.06	PK	36.7	-23.8	0	44.96	-	-	-	-	0-360	101	V

* - indicates frequency in CFR15.205/IC8.10 Restricted Band

-Compliance for emissions in non-restricted bands shown in conducted out of band testing

PK - Peak detector
 PK2 - KDB558074 Method: Maximum Peak
 MAv1 - KDB558074 Option 1 Maximum RMS Average

MID CHANNEL



Trace Markers

Marker	Frequency (GHz)	Meter Reading (dBuV)	Det	AF T345 (dB/m)	Amp/Cbl/Filtr /Pad (dB)	DC Corr (dB)	Corrected Reading (dBuV/m)	Avg Limit (dBuV/m)	Margin (dB)	Peak Limit (dBuV/m)	PK Margin (dB)	Azimuth (Degs)	Height (cm)	Polarity
2	* 4.712	40.4	PK2	34.2	-29.2	0	45.4	-	-	74	-28.6	80	137	H
	* 4.713	28.74	MAv1	34.2	-29.2	.55	34.29	54	-19.71	-	-	80	137	H
3	* 4.882	47.06	PK2	34.2	-30.4	0	50.86	-	-	74	-23.14	239	282	H
	* 4.882	33.65	MAv1	34.2	-30.4	.55	38	54	-16	-	-	239	282	H
4	* 4.718	40.36	PK2	34.2	-29.1	0	45.46	-	-	74	-28.54	3	378	V
	* 4.718	28.68	MAv1	34.2	-29.1	.55	34.33	54	-19.67	-	-	3	378	V
5	* 4.864	43.36	PK2	34.2	-30.2	0	47.36	-	-	74	-26.64	142	236	V
	* 4.864	31.01	MAv1	34.2	-30.2	.55	35.56	54	-18.44	-	-	142	236	V
1	2.904	31.89	PK	32.6	-20.1	0	44.39	-	-	-	-	0-360	101	H
6	9.776	30.08	PK	36.9	-24	0	42.98	-	-	-	-	0-360	101	V

* - indicates frequency in CFR15.205/IC8.10 Restricted Band

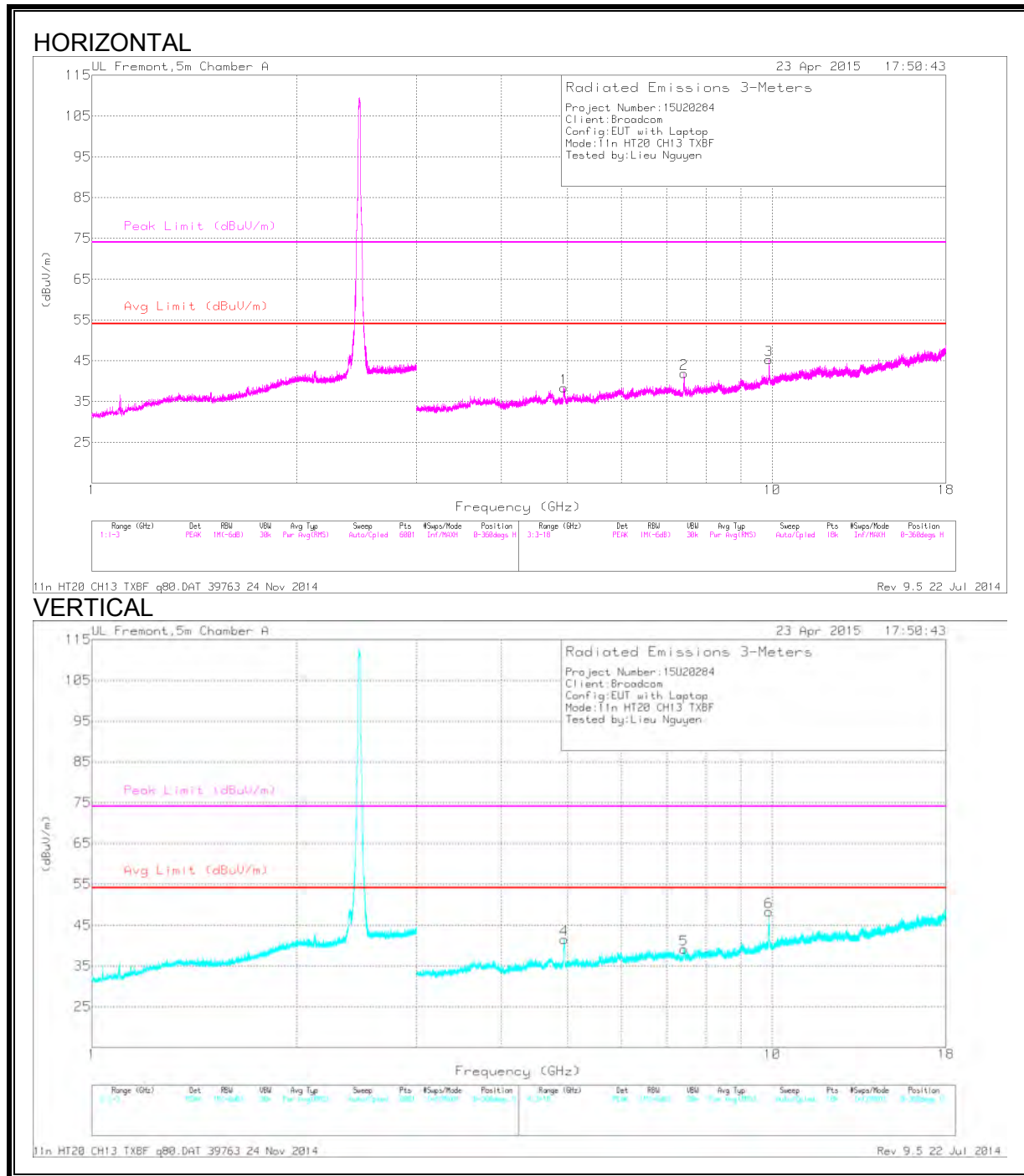
-Compliance for emissions in non-restricted bands shown in conducted out of band testing

PK - Peak detector

PK2 - KDB558074 Method: Maximum Peak

MAv1 - KDB558074 Option 1 Maximum RMS Average

HIGH CHANNEL



Trace Markers

Marker	Frequency (GHz)	Meter Reading (dBuV)	Det	AF T345 (dB/m)	Amp/Cbl/Filtr /Pad (dB)	DC Corr (dB)	Corrected Reading (dBuV/m)	Avg Limit (dBuV/m)	Margin (dB)	Peak Limit (dBuV/m)	PK Margin (dB)	Azimuth (Degs)	Height (cm)	Polarity
1	* 4.942	47.03	PK2	34.1	-30.4	0	50.73	-	-	74	-23.27	285	335	H
	* 4.943	32.85	MAv1	34.1	-30.4	.55	37.1	54	-16.9	-	-	285	335	H
2	* 7.422	39.48	PK2	35.4	-27.2	0	47.68	-	-	74	-26.32	169	367	H
	* 7.419	27.8	MAv1	35.4	-27.3	.55	36.45	54	-17.55	-	-	169	367	H
4	* 4.947	49.24	PK2	34.1	-30.4	0	52.94	-	-	74	-21.06	130	141	V
	* 4.945	35.46	MAv1	34.1	-30.4	.55	39.71	54	-14.29	-	-	130	141	V
5	* 7.416	40.18	PK2	35.4	-27.3	0	48.28	-	-	74	-25.72	328	329	V
	* 7.414	27.89	MAv1	35.4	-27.3	.55	36.54	54	-17.46	-	-	328	329	V
3	9.888	32.03	PK	37.1	-23.9	0	45.23	-	-	-	-	0-360	200	H
6	9.888	35.1	PK	37.1	-23.9	0	48.3	-	-	-	-	0-360	200	V

* - indicates frequency in CFR15.205/IC8.10 Restricted Band

-Compliance for emissions in non-restricted bands shown in conducted out of band testing

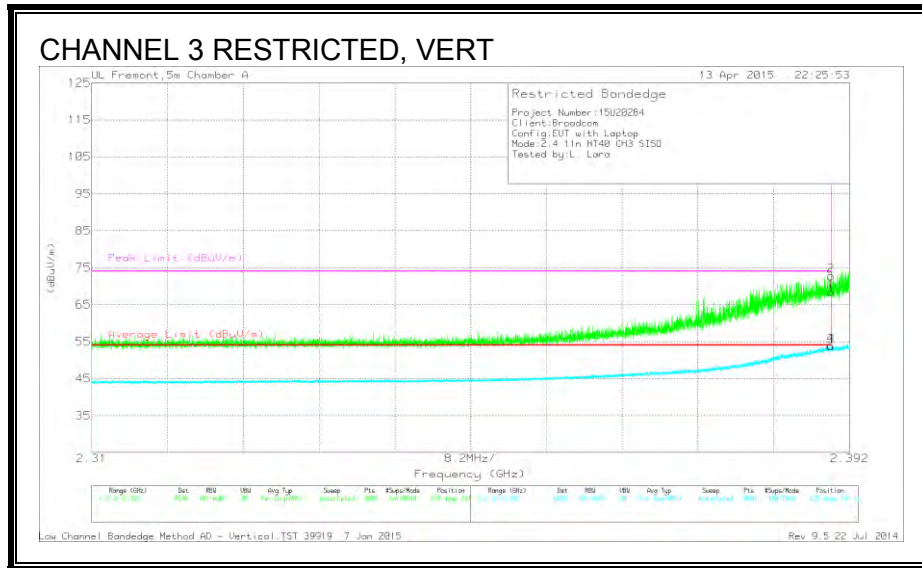
PK - Peak detector

PK2 - KDB558074 Method: Maximum Peak

MAv1 - KDB558074 Option 1 Maximum RMS Average

9.6. TX ABOVE 1 GHz 802.11n HT40 CDD 1Tx MODE IN THE 2.4 GHz BAND

RESTRICTED BANDEDGE (CHANNEL 3)



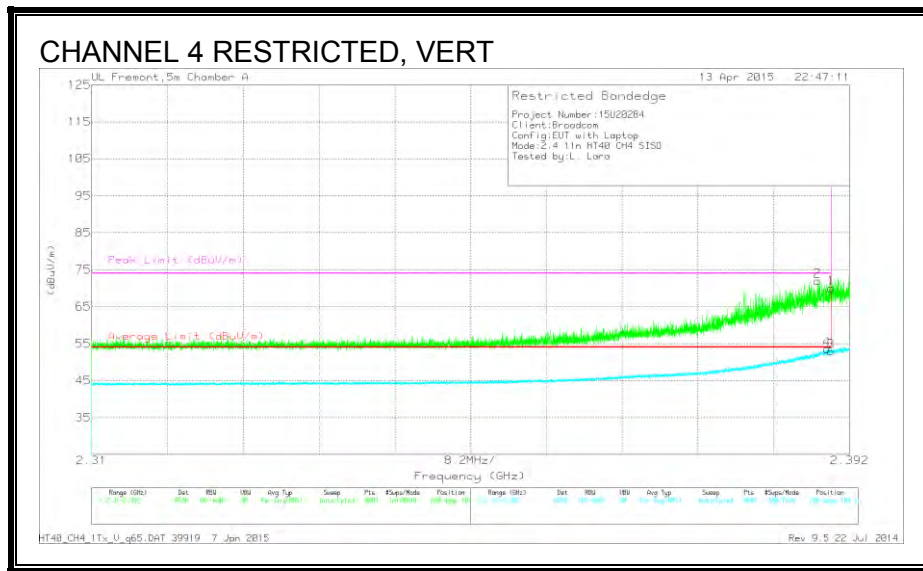
Trace Markers

Marker	Frequency (GHz)	Meter Reading (dBuV)	Det	AF T136 (dB/m)	Bypass (dB)	DC Corr (dB)	Corrected Reading (dBuV/m)	Average Limit (dBuV/m)	Margin (dB)	Peak Limit (dBuV/m)	PK Margin (dB)	Azimuth (Degs)	Height (cm)	Polarity
1	* 2.39	31.53	PK	32	4.9	0	68.43	-	-	74	-5.57	129	241	V
2	* 2.39	35.85	PK	32	4.9	0	72.75	-	-	74	-1.25	129	241	V
3	* 2.39	16.71	RMS	32	4.9	.13	53.74	54	-26	-	-	129	241	V
4	* 2.39	16.76	RMS	32	4.9	.13	53.79	54	-21	-	-	129	241	V

* - indicates frequency in CFR15.205/IC8.10 Restricted Band

PK - Peak detector
 RMS - RMS detection

RESTRICTED BANDEDGE (CHANNEL 4)



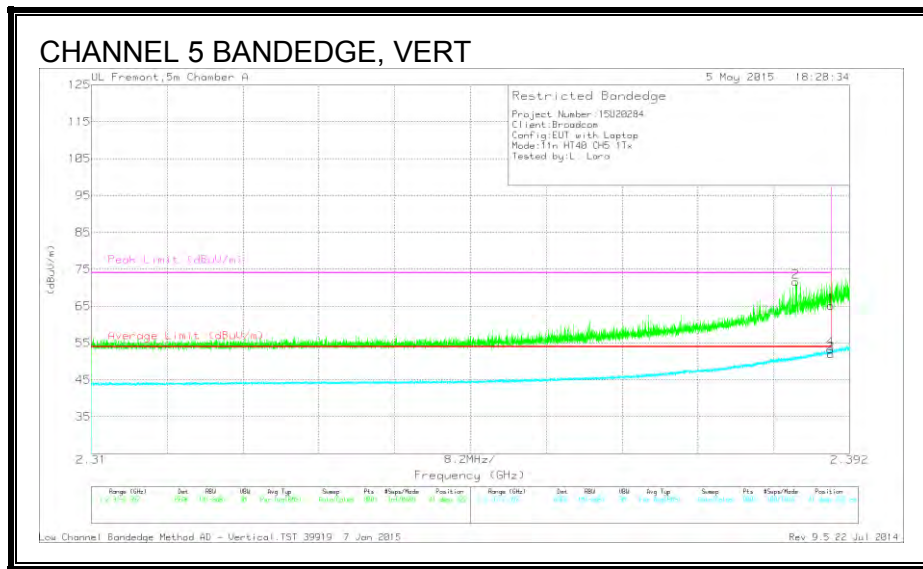
Trace Markers

Marker	Frequency (GHz)	Meter Reading (dBuV)	Det	AF T136 (dB/m)	Bypass (dB)	DC Corr (dB)	Corrected Reading (dBuV/m)	Average Limit (dBuV/m)	Margin (dB)	Peak Limit (dBuV/m)	PK Margin (dB)	Azimuth (Degs)	Height (cm)	Polarity
2	* 2.389	35.1	PK	32	4.9	0	72	-	-	74	-2	280	104	V
1	* 2.39	33.13	PK	32	4.9	0	70.03	-	-	74	-3.97	280	104	V
3	* 2.39	15.9	RMS	32	4.9	.13	52.93	54	-1.07	-	-	280	104	V
4	* 2.39	16.46	RMS	32	4.9	.13	53.49	54	-51	-	-	280	104	V

* - indicates frequency in CFR15.205/IC8.10 Restricted Band

PK - Peak detector
 RMS - RMS detection

RESTRICTED BANDEDGE (CHANNEL 5)



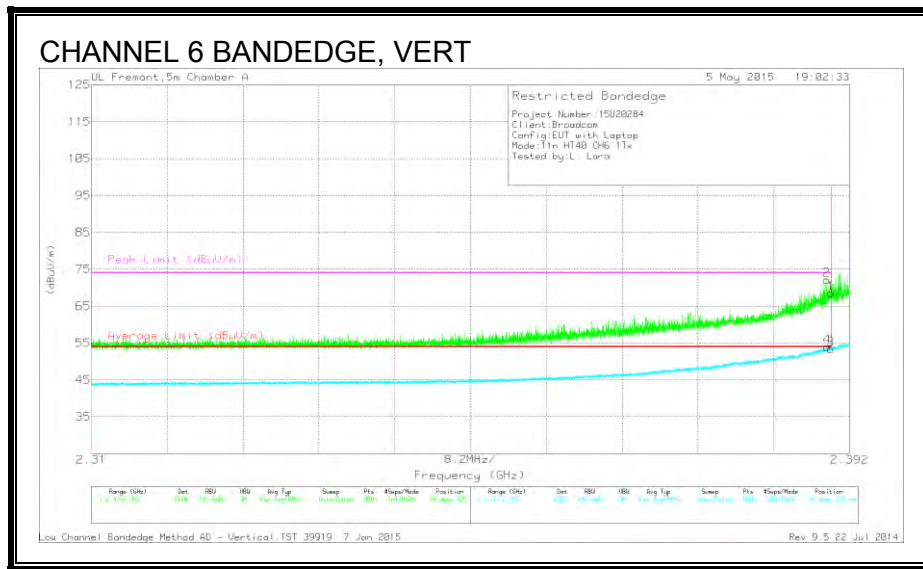
Trace Markers

Marker	Frequency (GHz)	Meter Reading (dBuV)	Det	AF T136 (dB/m)	Bypass (dB)	DC Corr (dB)	Corrected Reading (dBuV/m)	Average Limit (dBuV/m)	Margin (dB)	Peak Limit (dBuV/m)	PK Margin (dB)	Azimuth (Degs)	Height (cm)	Polarity
2	* 2.386	34.73	PK	32	4.9	0	71.63	-	-	74	-2.37	41	222	V
1	* 2.39	28.24	PK	32	4.9	0	65.14	-	-	74	-8.86	41	222	V
3	* 2.39	15.01	RMS	32	4.9	.13	52.04	54	-1.96	-	-	41	222	V
4	* 2.39	16.24	RMS	32	4.9	.13	53.27	54	-.73	-	-	41	222	V

* - indicates frequency in CFR15.205/IC8.10 Restricted Band

PK - Peak detector
 RMS - RMS detection

RESTRICTED BANDEDGE (CHANNEL 6)



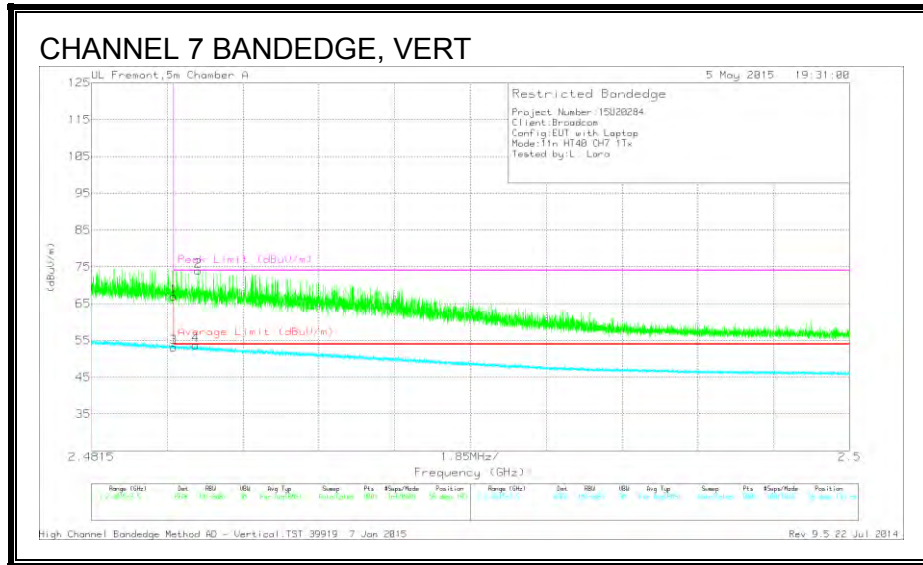
Trace Markers

Marker	Frequency (GHz)	Meter Reading (dBuV)	Det	AF T136 (dB/m)	Bypass (dB)	DC Corr (dB)	Corrected Reading (dBuV/m)	Average Limit (dBuV/m)	Margin (dB)	Peak Limit (dBuV/m)	PK Margin (dB)	Azimuth (Degs)	Height (cm)	Polarity
1	* 2.39	31.61	PK	32	4.9	0	68.51	-	-	74	-5.49	39	225	V
2	* 2.39	35.16	PK	32	4.9	0	72.06	-	-	74	-1.94	39	225	V
3	* 2.39	16.33	RMS	32	4.9	.13	53.36	54	-.64	-	-	39	225	V
4	* 2.39	16.95	RMS	32	4.9	.13	53.98	54	-.02	-	-	39	225	V

* - indicates frequency in CFR15.205/IC8.10 Restricted Band

PK - Peak detector
 RMS - RMS detection

AUTHORIZED BANDEDGE (CHANNEL 7)



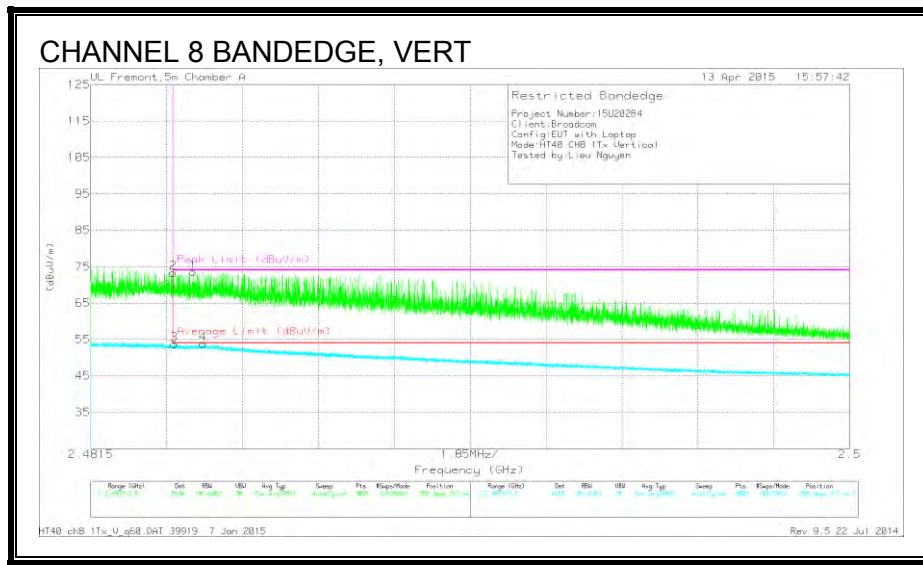
Trace Markers

Marker	Frequency (GHz)	Meter Reading (dBuV)	Det	AF T136 (dB/m)	Bypass (dB)	DC Corr (dB)	Corrected Reading (dBuV/m)	Average Limit (dBuV/m)	Margin (dB)	Peak Limit (dBuV/m)	PK Margin (dB)	Azimuth (Degs)	Height (cm)	Polarity
1	* 2.484	29.84	PK	32.1	5	0	66.94	-	-	74	-7.06	56	193	V
2	* 2.484	36.83	PK	32.1	5	0	73.93	-	-	74	-0.07	56	193	V
3	* 2.484	15.93	RMS	32.1	5	.13	53.16	54	-.84	-	-	56	193	V
4	* 2.484	16.48	RMS	32.1	5	.13	53.71	54	-.29	-	-	56	193	V

* - indicates frequency in CFR15.205/IC8.10 Restricted Band

PK - Peak detector
 RMS - RMS detection

AUTHORIZED BANDEDGE (CHANNEL 8)



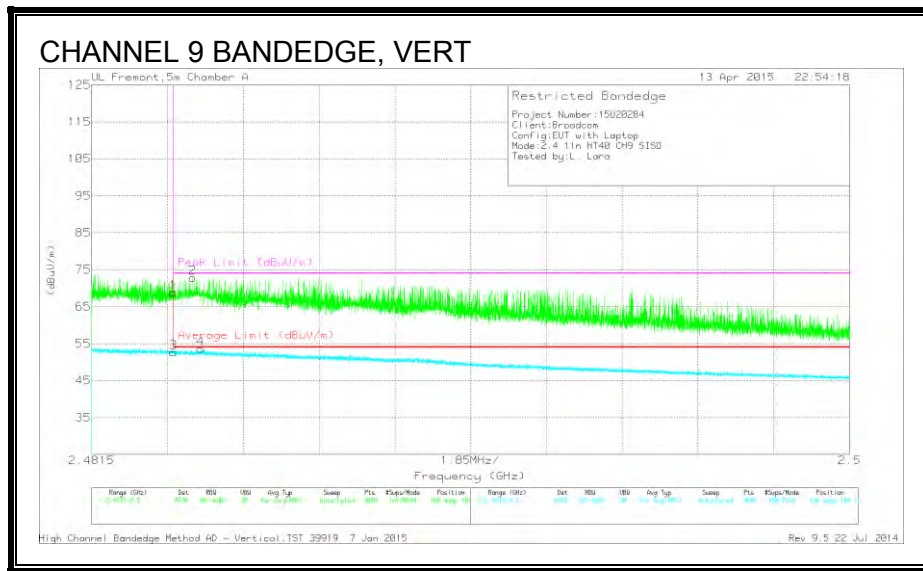
Trace Markers

Marker	Frequency (GHz)	Meter Reading (dBuV)	Det	AF T136 (dB/m)	Bypass (dB)	DC Corr (dB)	Corrected Reading (dBuV/m)	Average Limit (dBuV/m)	Margin (dB)	Peak Limit (dBuV/m)	PK Margin (dB)	Azimuth (Degs)	Height (cm)	Polarity
1	* 2.484	36.43	PK	32.1	5	0	73.53	-	-	74	-47	308	212	V
2	* 2.484	36.12	PK	32.1	5	0	73.22	-	-	74	-78	308	212	V
3	* 2.484	16.55	RMS	32.1	5	.13	53.78	54	-22	-	-	308	212	V
4	* 2.484	16.68	RMS	32.1	5	.13	53.91	54	-09	-	-	308	212	V

* - indicates frequency in CFR15.205/IC8.10 Restricted Band

PK - Peak detector
 RMS - RMS detection

AUTHORIZED BANDEDGE (CHANNEL 9)



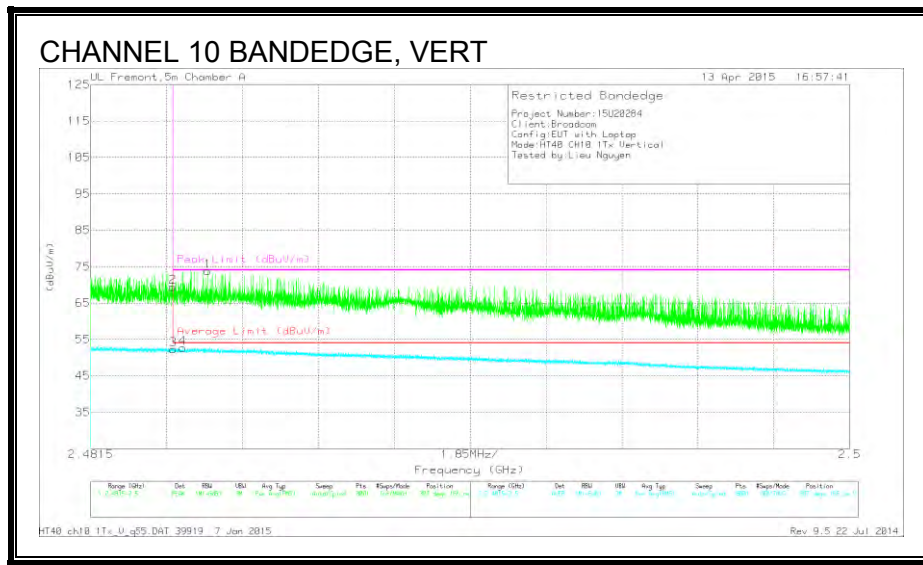
Trace Markers

Marker	Frequency (GHz)	Meter Reading (dBuV)	Det	AF T136 (dB/m)	Bypass (dB)	DC Corr (dB)	Corrected Reading (dBuV/m)	Average Limit (dBuV/m)	Margin (dB)	Peak Limit (dBuV/m)	PK Margin (dB)	Azimuth (Degs)	Height (cm)	Polarity
1	* 2.484	31.74	PK	32.1	5	0	68.84	-	-	74	-5.16	106	104	V
2	* 2.484	35.7	PK	32.1	5	0	72.8	-	-	74	-1.2	106	104	V
3	* 2.484	15.4	RMS	32.1	5	.13	52.63	54	-1.37	-	-	106	104	V
4	* 2.484	16.37	RMS	32.1	5	.13	53.6	54	-4	-	-	106	104	V

* - indicates frequency in CFR15.205/IC8.10 Restricted Band

PK - Peak detector
 RMS - RMS detection

AUTHORIZED BANDEDGE (CHANNEL 10)



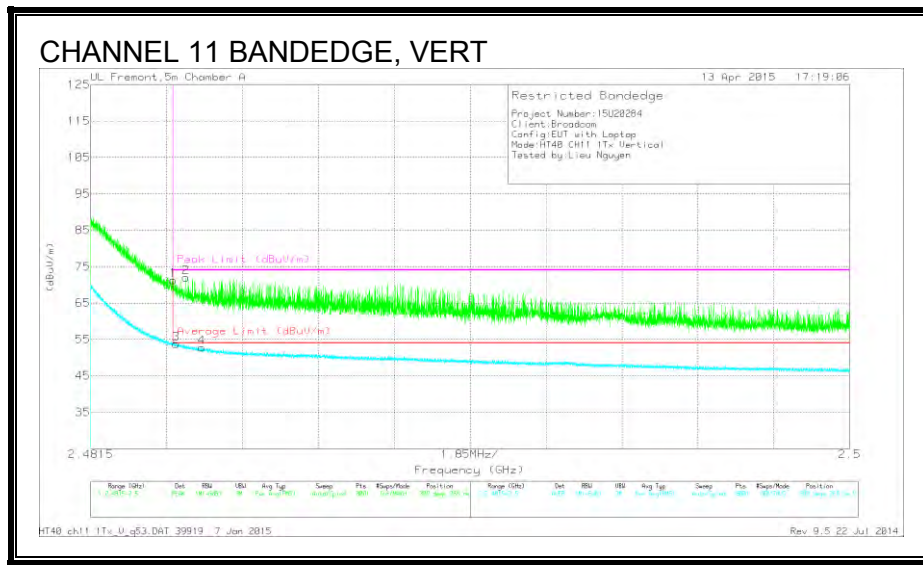
Trace Markers

Marker	Frequency (GHz)	Meter Reading (dBuV)	Det	AF T136 (dB/m)	Bypass (dB)	DC Corr (dB)	Corrected Reading (dBuV/m)	Average Limit (dBuV/m)	Margin (dB)	Peak Limit (dBuV/m)	PK Margin (dB)	Azimuth (Degs)	Height (cm)	Polarity
1	* 2.484	36.69	PK	32.1	5	0	73.79	-	-	74	-21	307	166	V
2	* 2.484	32.28	PK	32.1	5	0	69.38	-	-	74	-4.62	307	166	V
3	* 2.484	15.19	RMS	32.1	5	.13	52.42	54	-1.58	-	-	307	166	V
4	* 2.484	15.5	RMS	32.1	5	.13	52.73	54	-1.27	-	-	307	166	V

* - indicates frequency in CFR15.205/IC8.10 Restricted Band

PK - Peak detector
 RMS - RMS detection

AUTHORIZED BANDEDGE (CHANNEL 11)



Trace Markers

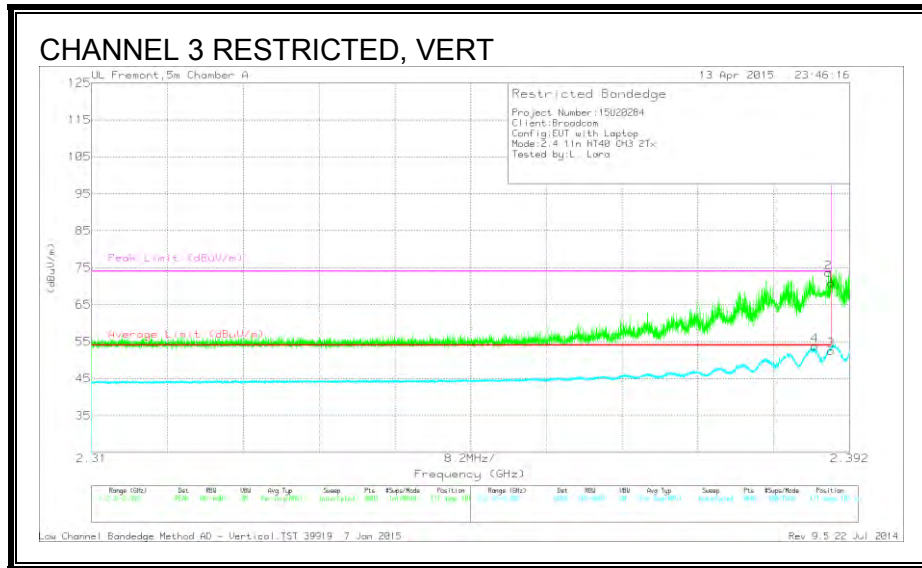
Marker	Frequency (GHz)	Meter Reading (dBuV)	Det	AF T136 (dB/m)	Bypass (dB)	DC Corr (dB)	Corrected Reading (dBuV/m)	Average Limit (dBuV/m)	Margin (dB)	Peak Limit (dBuV/m)	PK Margin (dB)	Azimuth (Degs)	Height (cm)	Polarity
1	* 2.484	34.14	PK	32.1	5	0	71.24	-	-	74	-2.76	309	268	V
2	* 2.484	34.87	PK	32.1	5	0	71.97	-	-	74	-2.03	309	268	V
3	* 2.484	16.67	RMS	32.1	5	.13	53.9	54	-.1	-	-	309	268	V
4	* 2.484	15.68	RMS	32.1	5	.13	52.91	54	-1.09	-	-	309	268	V

* - indicates frequency in CFR15.205/IC8.10 Restricted Band

PK - Peak detector
 RMS - RMS detection

9.7. TX ABOVE 1 GHz 802.11n HT40 CDD 2Tx MODE IN THE 2.4 GHz BAND

RESTRICTED BANDEDGE (CHANNEL 3)



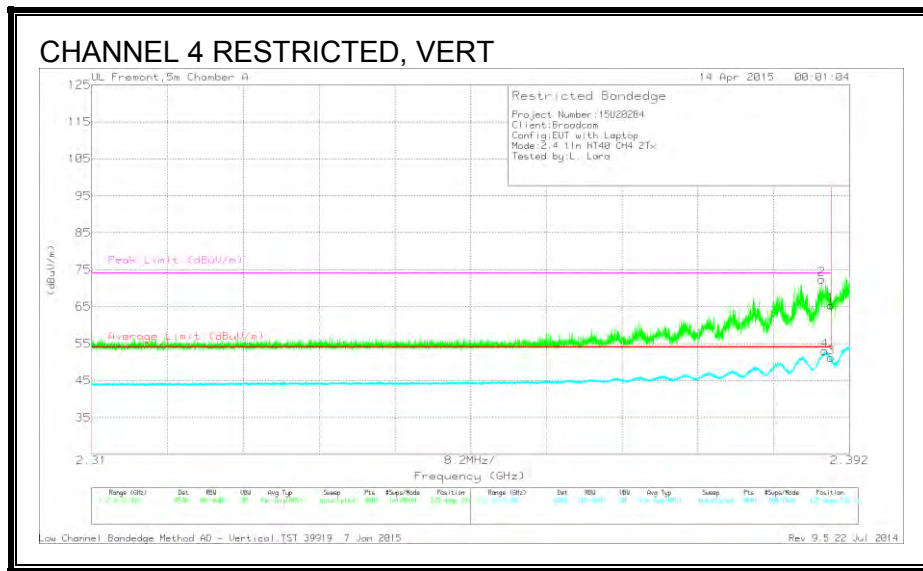
Trace Markers

Marker	Frequency (GHz)	Meter Reading (dBuV)	Det	AF T136 (dB/m)	Bypass (dB)	DC Corr (dB)	Corrected Reading (dBuV/m)	Average Limit (dBuV/m)	Margin (dB)	Peak Limit (dBuV/m)	PK Margin (dB)	Azimuth (Degs)	Height (cm)	Polarity
4	* 2.388	16.77	RMS	32	4.9	.13	53.8	54	-.2	-	-	171	101	V
1	* 2.39	33.94	PK	32	4.9	0	70.84	-	-	74	-3.16	171	101	V
2	* 2.39	36.74	PK	32	4.9	0	73.64	-	-	74	-.36	171	101	V
3	* 2.39	15.52	RMS	32	4.9	.13	52.55	54	-1.45	-	-	171	101	V

* - indicates frequency in CFR15.205/IC8.10 Restricted Band

PK - Peak detector
 RMS - RMS detection

RESTRICTED BANDEDGE (CHANNEL 4)



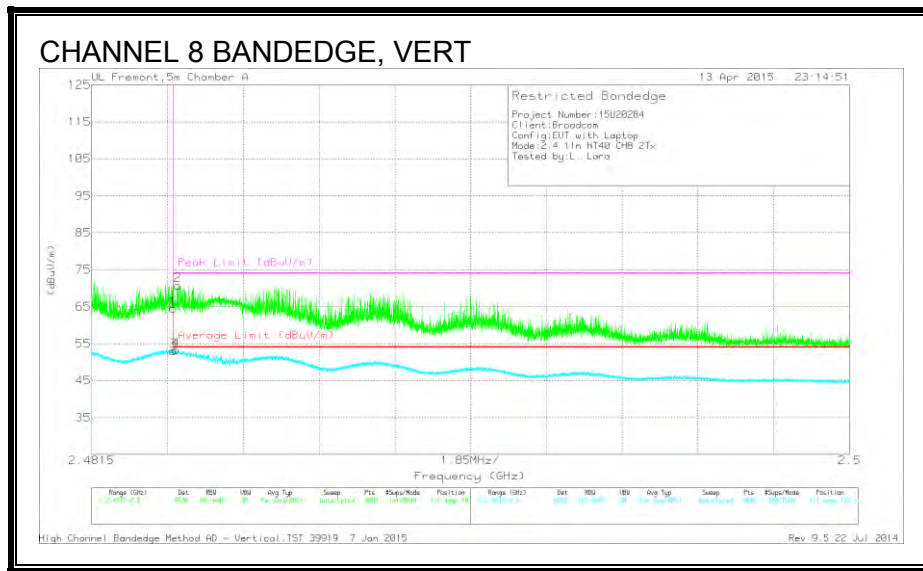
Trace Markers

Marker	Frequency (GHz)	Meter Reading (dBuV)	Det	AF T136 (dB/m)	Bypass (dB)	DC Corr (dB)	Corrected Reading (dBuV/m)	Average Limit (dBuV/m)	Margin (dB)	Peak Limit (dBuV/m)	PK Margin (dB)	Azimuth (Degs)	Height (cm)	Polarity
2	* 2.389	35.46	PK	32	4.9	0	72.36	-	-	74	-1.64	125	242	V
4	* 2.389	16.05	RMS	32	4.9	.13	53.08	54	-.92	-	-	125	242	V
1	* 2.39	28.49	PK	32	4.9	0	65.39	-	-	74	-8.61	125	242	V
3	* 2.39	14.21	RMS	32	4.9	.13	51.24	54	-2.76	-	-	125	242	V

* - indicates frequency in CFR15.205/IC8.10 Restricted Band

PK - Peak detector
 RMS - RMS detection

AUTHORIZED BANDEDGE (CHANNEL 8)



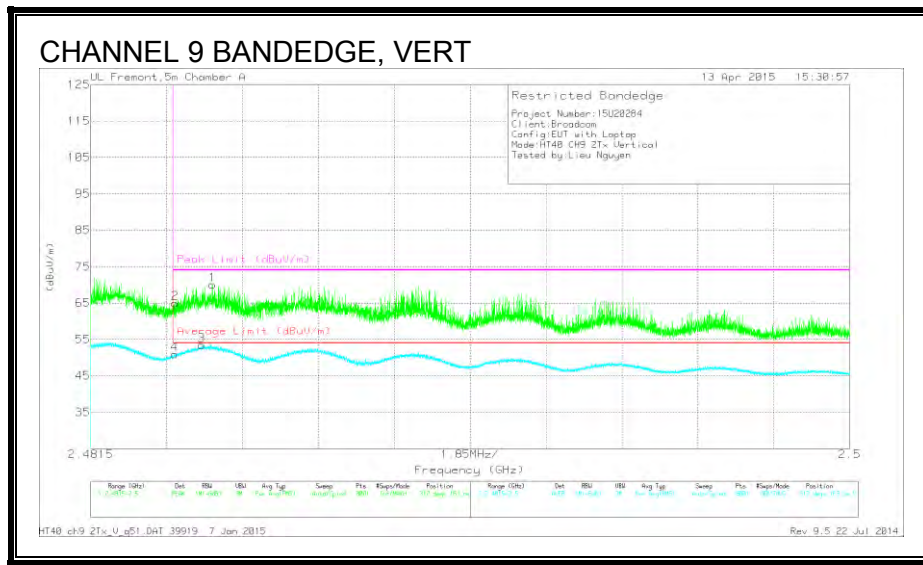
Trace Markers

Marker	Frequency (GHz)	Meter Reading (dBuV)	Det	AF T136 (dB/m)	Bypass (dB)	DC Corr (dB)	Corrected Reading (dBuV/m)	Average Limit (dBuV/m)	Margin (dB)	Peak Limit (dBuV/m)	PK Margin (dB)	Azimuth (Degs)	Height (cm)	Polarity
1	* 2.484	27.41	PK	32.1	5	0	64.51	-	-	74	-9.49	111	183	V
2	* 2.484	33.69	PK	32.1	5	0	70.79	-	-	74	-3.21	111	183	V
3	* 2.484	15.83	RMS	32.1	5	.13	53.06	54	-94	-	-	111	183	V
4	* 2.484	16.03	RMS	32.1	5	.13	53.26	54	-74	-	-	111	183	V

* - indicates frequency in CFR15.205/IC8.10 Restricted Band

PK - Peak detector
 RMS - RMS detection

AUTHORIZED BANDEDGE (CHANNEL 9)



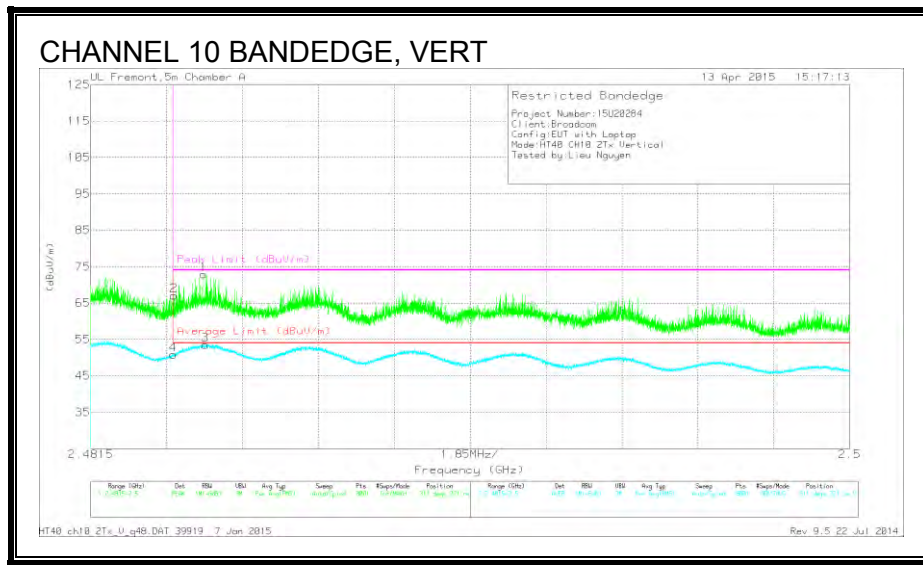
Trace Markers

Marker	Frequency (GHz)	Meter Reading (dBuV)	Det	AF T136 (dB/m)	Bypass (dB)	DC Corr (dB)	Corrected Reading (dBuV/m)	Average Limit (dBuV/m)	Margin (dB)	Peak Limit (dBuV/m)	PK Margin (dB)	Azimuth (Degs)	Height (cm)	Polarity
1	* 2.484	32.96	PK	32.1	5	0	70.06	-	-	74	-3.94	312	163	V
2	* 2.484	27.84	PK	32.1	5	0	64.94	-	-	74	-9.06	312	163	V
3	* 2.484	16.35	RMS	32.1	5	.13	53.58	54	-.42	-	-	312	163	V
4	* 2.484	13.79	RMS	32.1	5	.13	51.02	54	-2.98	-	-	312	163	V

* - indicates frequency in CFR15.205/IC8.10 Restricted Band

PK - Peak detector
 RMS - RMS detection

AUTHORIZED BANDEDGE (CHANNEL 10)



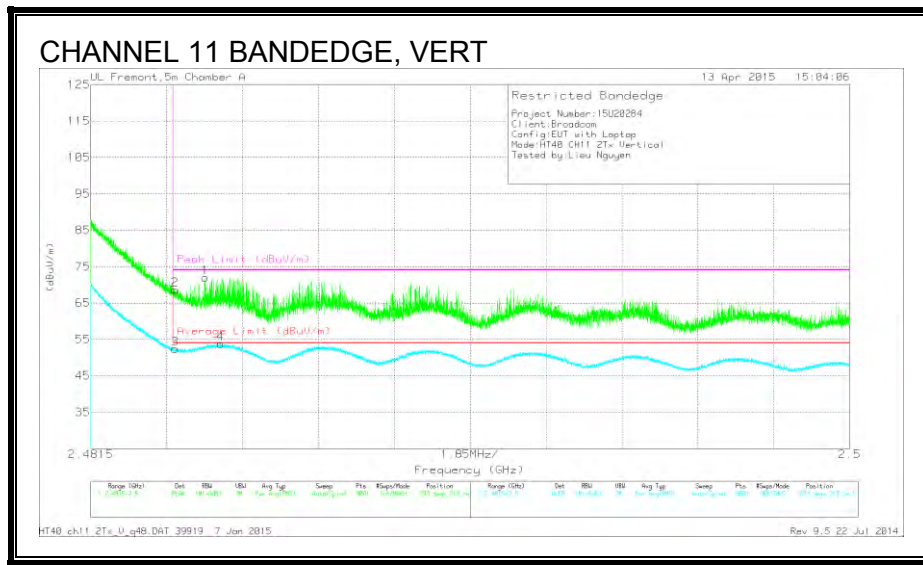
Trace Markers

Marker	Frequency (GHz)	Meter Reading (dBuV)	Det	AF T136 (dB/m)	Bypass (dB)	DC Corr (dB)	Corrected Reading (dBuV/m)	Average Limit (dBuV/m)	Margin (dB)	Peak Limit (dBuV/m)	PK Margin (dB)	Azimuth (Degs)	Height (cm)	Polarity
1	* 2.484	35.75	PK	32.1	5	0	72.85	-	-	74	-1.15	311	221	V
2	* 2.484	29.99	PK	32.1	5	0	67.09	-	-	74	-6.91	311	221	V
3	* 2.484	16.45	RMS	32.1	5	.13	53.68	54	-32	-	-	311	221	V
4	* 2.484	13.67	RMS	32.1	5	.13	50.9	54	-3.1	-	-	311	221	V

* - indicates frequency in CFR15.205/IC8.10 Restricted Band

PK - Peak detector
 RMS - RMS detection

AUTHORIZED BANDEDGE (CHANNEL 11)



Trace Markers

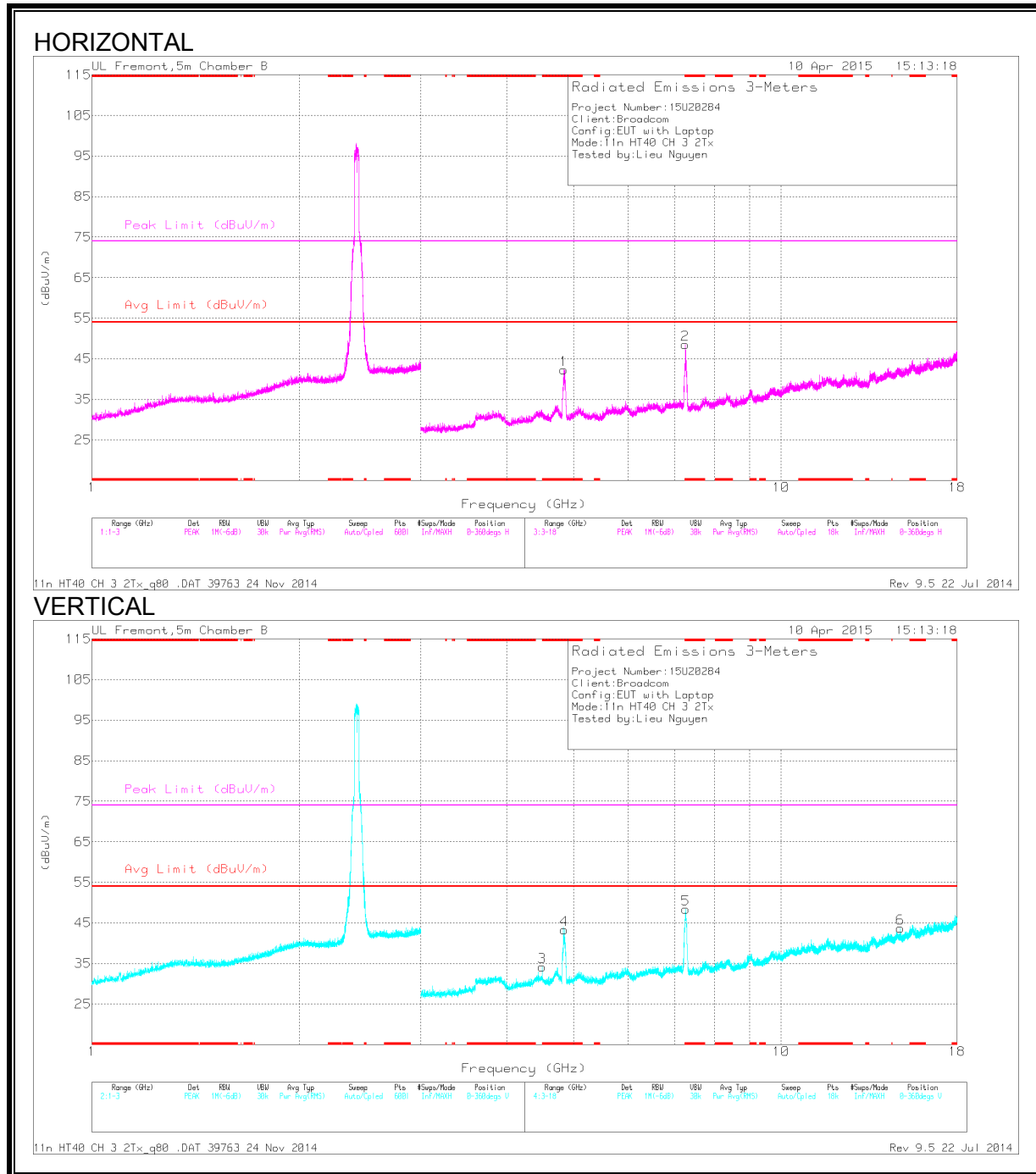
Marker	Frequency (GHz)	Meter Reading (dBuV)	Det	AF T136 (dB/m)	Bypass (dB)	DC Corr (dB)	Corrected Reading (dBuV/m)	Average Limit (dBuV/m)	Margin (dB)	Peak Limit (dBuV/m)	PK Margin (dB)	Azimuth (Degs)	Height (cm)	Polarity
1	* 2.484	34.92	PK	32.1	5	0	72.02	-	-	74	-1.98	293	219	V
2	* 2.484	31.6	PK	32.1	5	0	68.7	-	-	74	-5.3	293	219	V
3	* 2.484	15.35	RMS	32.1	5	.13	52.58	54	-1.42	-	-	293	219	V
4	* 2.485	16.72	RMS	32.1	5	.13	53.95	54	-.05	-	-	293	219	V

* - indicates frequency in CFR15.205/IC8.10 Restricted Band

PK - Peak detector
 RMS - RMS detection

HARMONICS AND SPURIOUS EMISSIONS

LOW CHANNEL



Trace Markers

Marker	Frequency (GHz)	Meter Reading (dBuV)	Det	AF T345 (dB/m)	Amp/Cbl/Filtr /Pad (dB)	DC Corr (dB)	Corrected Reading (dBuV/m)	Avg Limit (dBuV/m)	Margin (dB)	Peak Limit (dBuV/m)	PK Margin (dB)	Azimuth (Degs)	Height (cm)	Polarity
1	* 4.841	41.95	PK2	34.2	-29.8	0	46.35	-	-	74	-27.65	279	198	H
	* 4.84	31.45	MAv1	34.2	-29.8	.13	35.98	54	-18.02	-	-	279	198	H
2	* 7.258	48.75	PK2	35.3	-27.8	0	56.25	-	-	74	-17.75	213	274	H
	* 7.256	35.86	MAv1	35.3	-27.9	.13	43.39	54	-10.61	-	-	213	274	H
4	* 4.846	41.18	PK2	34.2	-30	0	45.38	-	-	74	-28.62	261	236	V
	* 4.845	30.67	MAv1	34.2	-29.9	.13	35.1	54	-18.9	-	-	261	236	V
5	* 7.271	45.49	PK2	35.3	-27.8	0	52.99	-	-	74	-21.01	45	273	V
	* 7.271	34.9	MAv1	35.3	-27.9	.13	42.43	54	-11.57	-	-	45	273	V
3	4.5	29.5	PK	34	-29.3	0	34.2	-	-	-	-	0-360	199	V
6	14.894	25.25	PK	39.9	-21.5	0	43.65	-	-	-	-	0-360	199	V

* - indicates frequency in CFR15.205/IC8.10 Restricted Band

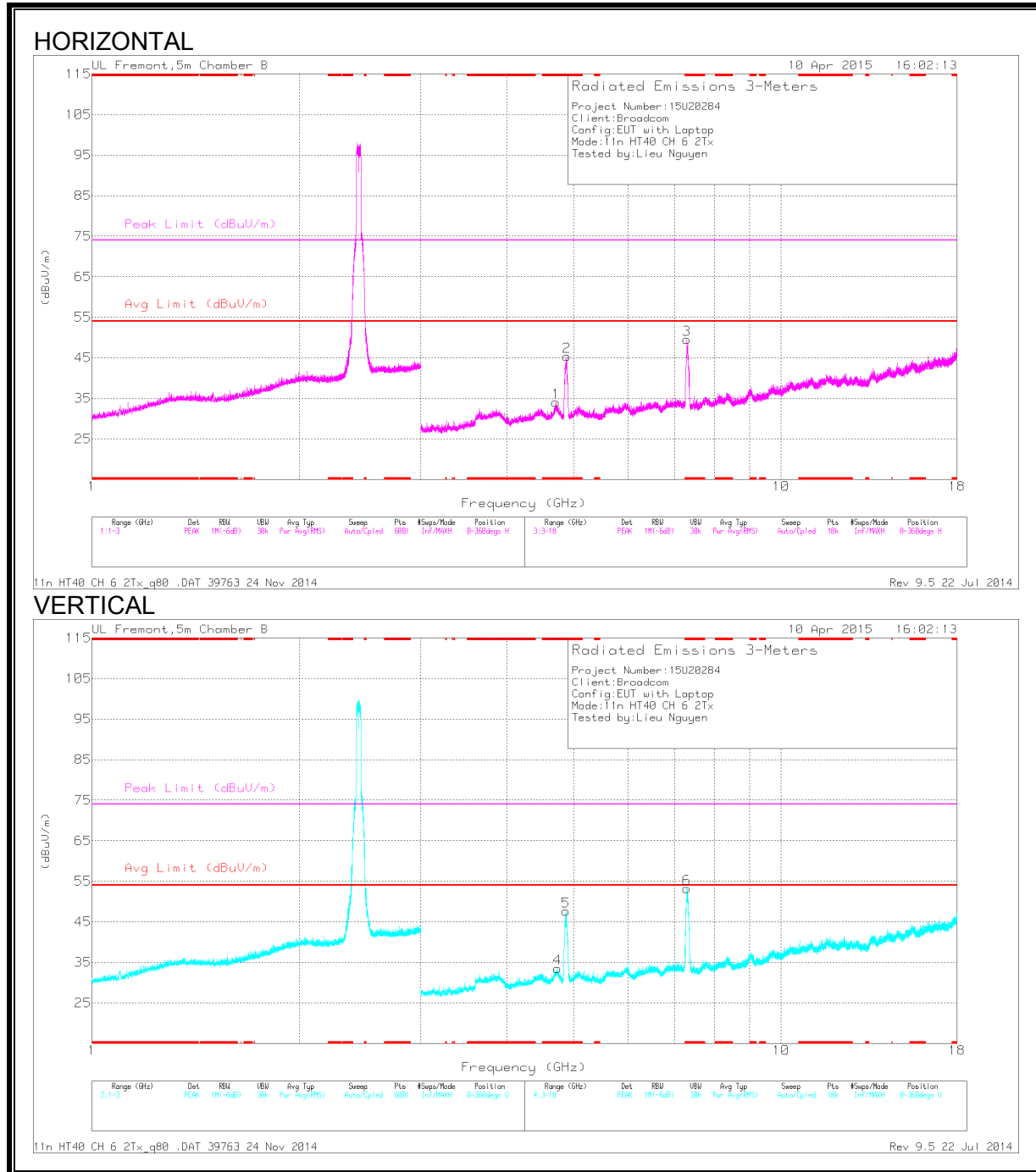
-Compliance for emissions in non-restricted bands shown in conducted out of band testing

PK - Peak detector

PK2 - KDB558074 Method: Maximum Peak

MAv1 - KDB558074 Option 1 Maximum RMS Average

MID CHANNEL



Trace Markers

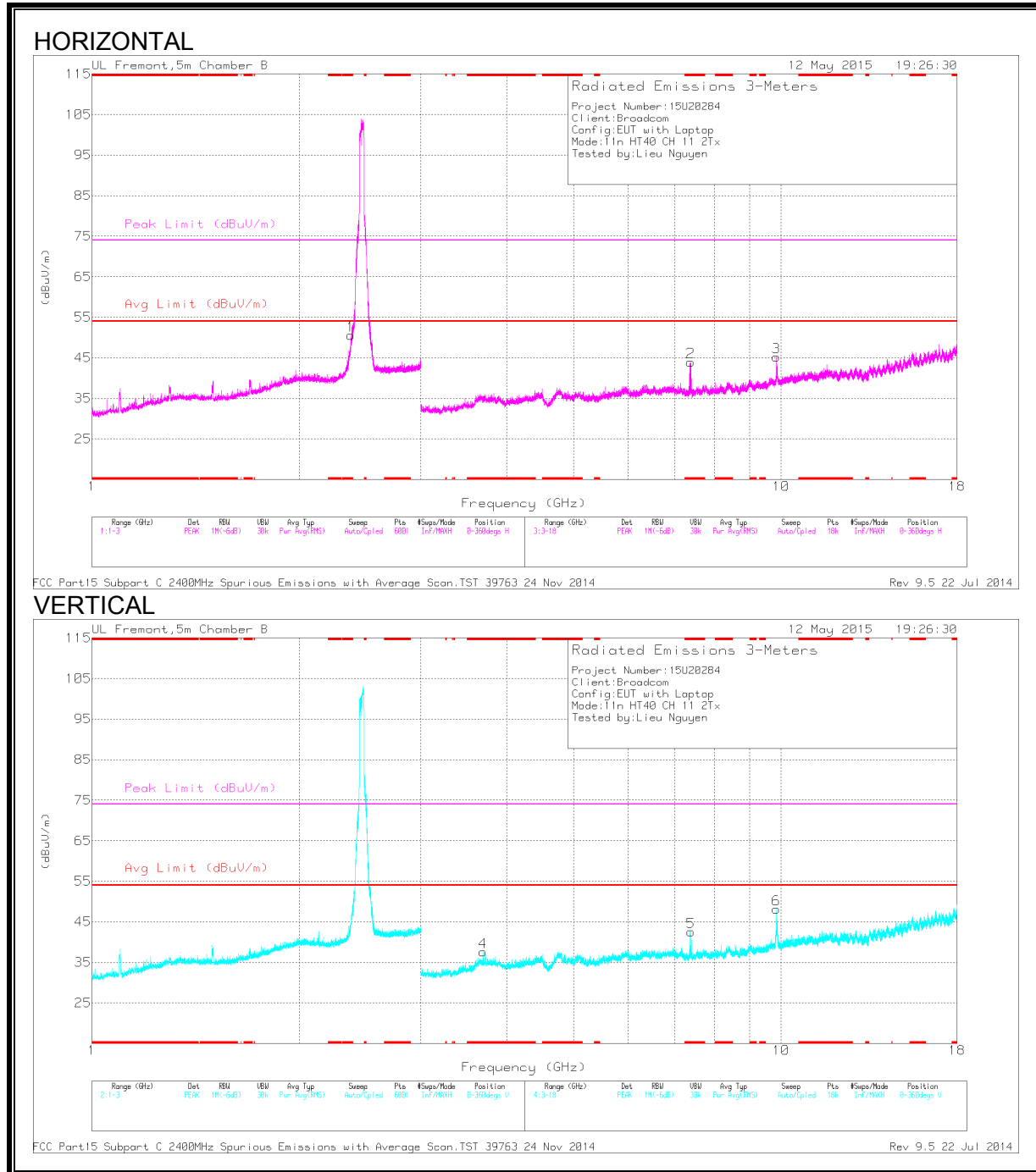
Marker	Frequency (GHz)	Meter Reading (dBuV)	Det	AF T345 (dB/m)	Amp/Cbl/Filtr /Pad (dB)	DC Corr (dB)	Corrected Reading (dBuV/m)	Avg Limit (dBuV/m)	Margin (dB)	Peak Limit (dBuV/m)	PK Margin (dB)	Azimuth (Degs)	Height (cm)	Polarity
1	* 4.71	36.12	PK2	34.2	-29.2	0	41.12	-	-	74	-32.88	197	111	H
	* 4.71	24.46	MAv1	34.2	-29.2	.13	29.59	54	-24.41	-	-	197	111	H
2	* 4.885	43.62	PK2	34.2	-30.4	0	47.42	-	-	74	-26.58	85	268	H
	* 4.883	32.28	MAv1	34.2	-30.4	.13	36.21	54	-17.79	-	-	85	268	H
3	* 7.301	47.04	PK2	35.3	-28.1	0	54.24	-	-	74	-19.76	230	215	H
	* 7.301	33.73	MAv1	35.3	-28.1	.13	41.06	54	-12.94	-	-	230	215	H
4	* 4.742	36.09	PK2	34.3	-29.1	0	41.29	-	-	74	-32.71	271	110	V
	* 4.741	24.38	MAv1	34.3	-29.1	.13	29.71	54	-24.29	-	-	271	110	V
5	* 4.871	43.31	PK2	34.2	-30.3	0	47.21	-	-	74	-26.79	353	264	V
	* 4.873	31.54	MAv1	34.2	-30.4	.13	35.47	54	-18.53	-	-	353	264	V
6	* 7.301	44.53	PK2	35.3	-28.1	0	51.73	-	-	74	-22.27	47	213	V
	* 7.301	32.88	MAv1	35.3	-28.1	.13	40.21	54	-13.79	-	-	47	213	V

* - indicates frequency in CFR15.205/IC8.10 Restricted Band

-Compliance for emissions in non-restricted bands shown in conducted out of band testing

PK - Peak detector
 PK2 - KDB558074 Method: Maximum Peak
 MAv1 - KDB558074 Option 1 Maximum RMS Average

HIGH CHANNEL



Trace Markers

Marker	Frequency (GHz)	Meter Reading (dBuV)	Det	AF T345 (dB/m)	Amp/Cbl/Filtr /Pad (dB)	DC Corr (dB)	Corrected Reading (dBuV/m)	Avg Limit (dBuV/m)	Margin (dB)	Peak Limit (dBuV/m)	PK Margin (dB)	Azimuth (Degs)	Height (cm)	Polarity
1	* 2.372	50.24	PK2	31.9	-20.9	0	61.24	-	-	74	-12.76	163	229	H
	* 2.374	35.24	MAv1	31.9	-20.9	.13	46.37	54	-7.63	-	-	163	229	H
2	* 7.393	50.16	PK2	35.4	-27.5	0	58.06	-	-	74	-15.94	174	178	H
	* 7.392	27.98	MAv1	35.4	-27.5	.13	36.01	54	-17.99	-	-	174	178	H
4	* 3.693	42.01	PK2	33.6	-31.1	0	44.51	-	-	74	-29.49	245	242	V
	* 3.693	32.34	MAv1	33.6	-31.1	.13	34.97	54	-19.03	-	-	245	242	V
5	* 7.397	44.37	PK2	35.4	-27.4	0	52.37	-	-	74	-21.63	358	294	V
	* 7.396	27.66	MAv1	35.4	-27.4	.13	35.79	54	-18.21	-	-	358	294	V
3	9.848	32.28	PK	37	-24.1	0	45.18	-	-	-	-	0-360	200	H
6	9.848	35.28	PK	37	-24.1	0	48.18	-	-	-	-	0-360	200	V

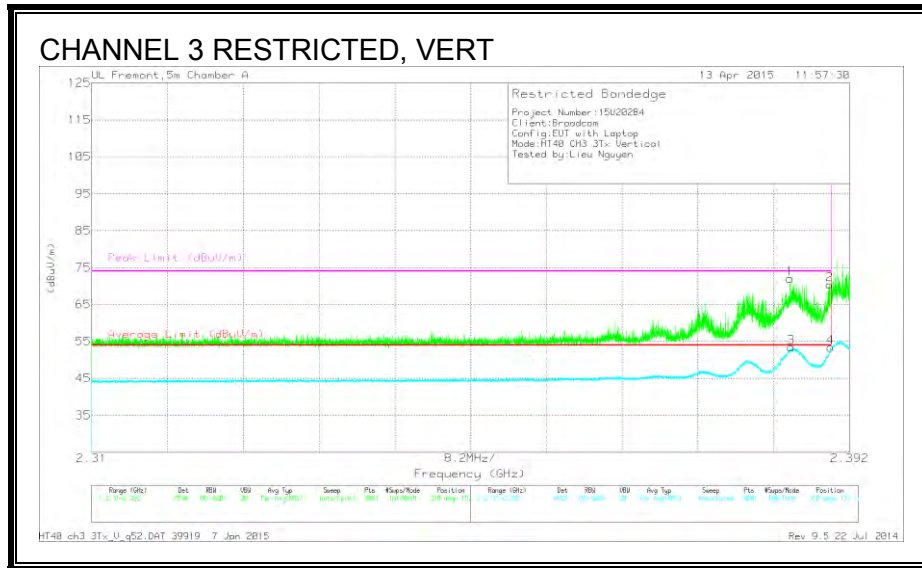
* - indicates frequency in CFR15.205/IC8.10 Restricted Band

-Compliance for emissions in non-restricted bands shown in conducted out of band testing

PK - Peak detector
 PK2 - KDB558074 Method: Maximum Peak
 MAv1 - KDB558074 Option 1 Maximum RMS Average

9.8. TX ABOVE 1 GHz 802.11n HT40 CDD 3Tx MODE IN THE 2.4 GHz BAND

RESTRICTED BANDEDGE (CHANNEL 3)



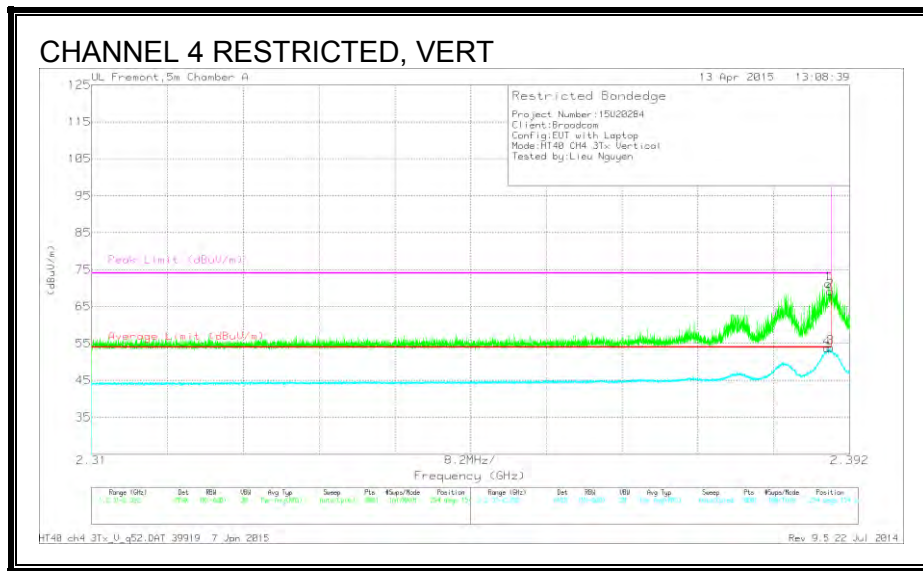
Trace Markers

Marker	Frequency (GHz)	Meter Reading (dBuV)	Det	AF T136 (dB/m)	Bypass (dB)	DC Corr (dB)	Corrected Reading (dBuV/m)	Average Limit (dBuV/m)	Margin (dB)	Peak Limit (dBuV/m)	PK Margin (dB)	Azimuth (Degs)	Height (cm)	Polarity
1	* 2.386	35.09	PK	32	4.9	0	71.99	-	-	74	-2.01	318	157	V
3	* 2.386	16.28	RMS	32	4.9	.13	53.31	54	-.69	-	-	318	157	V
2	* 2.39	33.48	PK	32	4.9	0	70.38	-	-	74	-3.62	318	157	V
4	* 2.39	16.23	RMS	32	4.9	.13	53.26	54	-.74	-	-	318	157	V

* - indicates frequency in CFR15.205/IC8.10 Restricted Band

PK - Peak detector
 RMS - RMS detection

RESTRICTED BANDEDGE (CHANNEL 4)



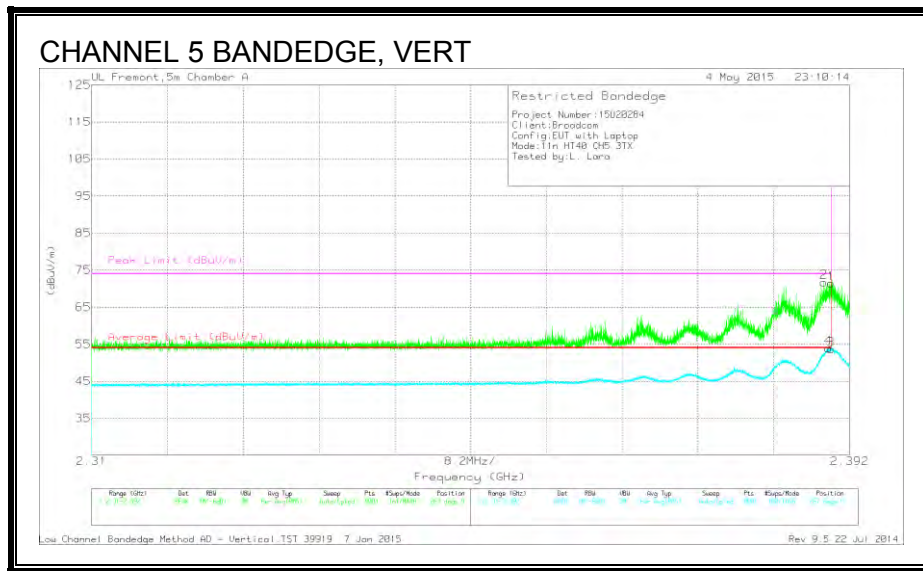
Trace Markers

Marker	Frequency (GHz)	Meter Reading (dBuV)	Det	AF T136 (dB/m)	Bypass (dB)	DC Corr (dB)	Corrected Reading (dBuV/m)	Average Limit (dBuV/m)	Margin (dB)	Peak Limit (dBuV/m)	PK Margin (dB)	Azimuth (Degs)	Height (cm)	Polarity
1	* 2.39	34.25	PK	32	4.9	0	71.15	-	-	74	-2.85	294	154	V
2	* 2.39	32.23	PK	32	4.9	0	69.13	-	-	74	-4.87	294	154	V
3	* 2.39	16.73	RMS	32	4.9	.13	53.76	54	-24	-	-	294	154	V
4	* 2.39	16.54	RMS	32	4.9	.13	53.57	54	-43	-	-	294	154	V

* - indicates frequency in CFR15.205/IC8.10 Restricted Band

PK - Peak detector
 RMS - RMS detection

RESTRICTED BANDEDGE (CHANNEL 5)



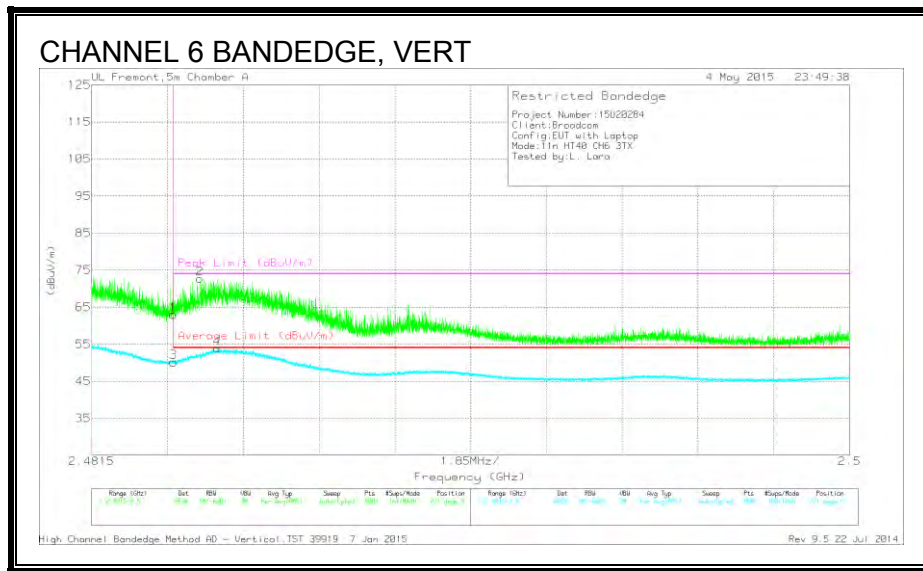
Trace Markers

Marker	Frequency (GHz)	Meter Reading (dBuV)	Det	AF T136 (dB/m)	Bypass (dB)	DC Corr (dB)	Corrected Reading (dBuV/m)	Average Limit (dBuV/m)	Margin (dB)	Peak Limit (dBuV/m)	PK Margin (dB)	Azimuth (Degs)	Height (cm)	Polarity
1	* 2.39	34.55	PK	32	4.9	0	71.45	-	-	74	-2.55	267	138	V
2	* 2.389	34.83	PK	32	4.9	0	71.73	-	-	74	-2.27	267	138	V
3	* 2.39	16.6	RMS	32	4.9	.13	53.63	54	-37	-	-	267	138	V
4	* 2.39	16.9	RMS	32	4.9	.13	53.93	54	-.07	-	-	267	138	V

* - indicates frequency in CFR15.205/IC8.10 Restricted Band

PK - Peak detector
 RMS - RMS detection

AUTHORIZED BANDEDGE (CHANNEL 6)



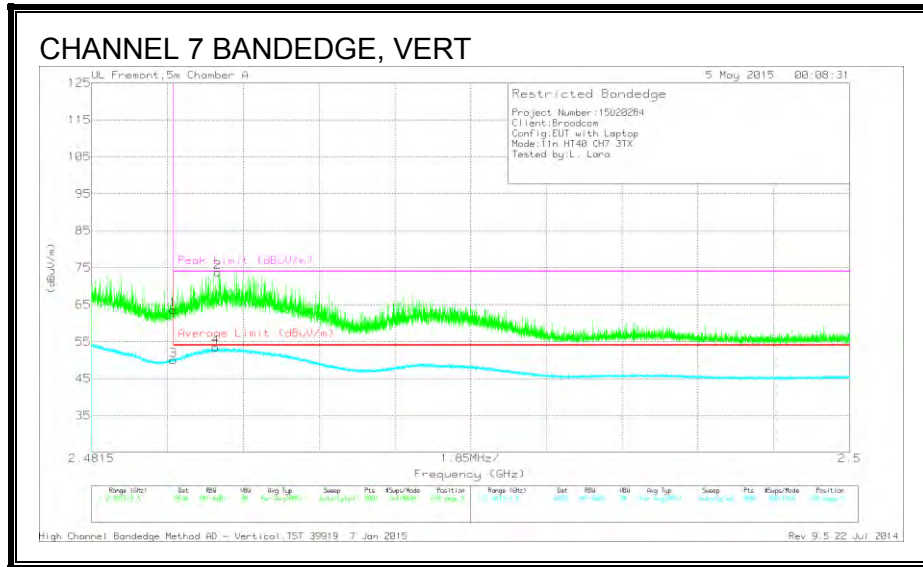
Trace Markers

Marker	Frequency (GHz)	Meter Reading (dBuV)	Det	AF T136 (dB/m)	Bypass (dB)	DC Corr (dB)	Corrected Reading (dBuV/m)	Average Limit (dBuV/m)	Margin (dB)	Peak Limit (dBuV/m)	PK Margin (dB)	Azimuth (Degs)	Height (cm)	Polarity
1	* 2.484	25.89	PK	32.1	5	0	62.99	-	-	74	-11.01	271	194	V
2	* 2.484	35.56	PK	32.1	5	0	72.66	-	-	74	-1.34	271	194	V
3	* 2.484	12.93	RMS	32.1	5	.13	50.16	54	-3.84	-	-	271	194	V
4	* 2.485	16.63	RMS	32.1	5	.13	53.86	54	-14	-	-	271	194	V

* - indicates frequency in CFR15.205/IC8.10 Restricted Band

PK - Peak detector
 RMS - RMS detection

AUTHORIZED BANDEDGE (CHANNEL 7)



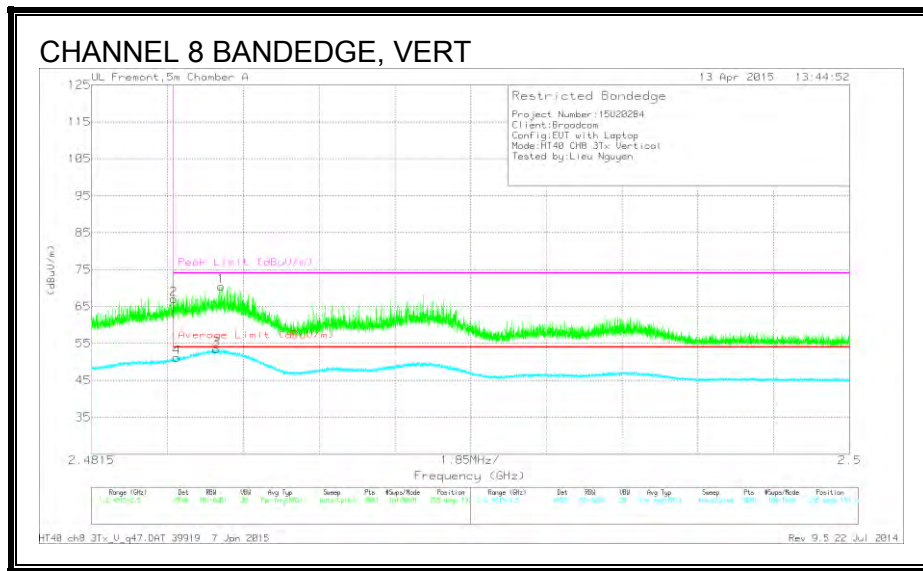
Trace Markers

Marker	Frequency (GHz)	Meter Reading (dBuV)	Det	AF T136 (dB/m)	Bypass (dB)	DC Corr (dB)	Corrected Reading (dBuV/m)	Average Limit (dBuV/m)	Margin (dB)	Peak Limit (dBuV/m)	PK Margin (dB)	Azimuth (Degs)	Height (cm)	Polarity
1	* 2.484	26.5	PK	32.1	5	0	63.6	-	-	74	-10.4	270	152	V
3	* 2.484	12.7	RMS	32.1	5	.13	49.93	54	-4.07	-	-	270	152	V
2	* 2.485	36.68	PK	32.1	5	0	73.78	-	-	74	-22	270	152	V
4	* 2.485	16.22	RMS	32.1	5	.13	53.45	54	-55	-	-	270	152	V

* - indicates frequency in CFR15.205/IC8.10 Restricted Band

PK - Peak detector
 RMS - RMS detection

AUTHORIZED BANDEDGE (CHANNEL 8)



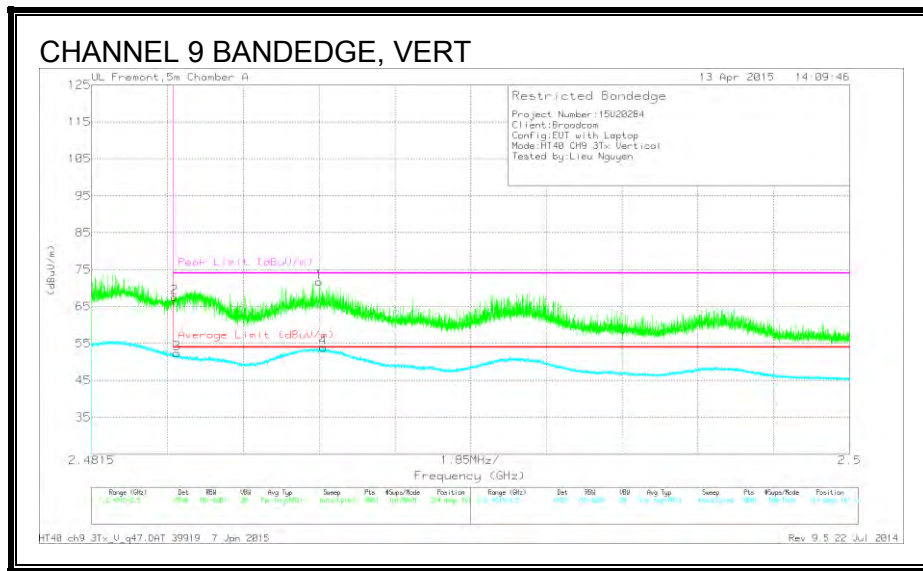
Trace Markers

Marker	Frequency (GHz)	Meter Reading (dBuV)	Det	AF T136 (dB/m)	Bypass (dB)	DC Corr (dB)	Corrected Reading (dBuV/m)	Average Limit (dBuV/m)	Margin (dB)	Peak Limit (dBuV/m)	PK Margin (dB)	Azimuth (Degs)	Height (cm)	Polarity
2	* 2.484	29.89	PK	32.1	5	0	66.99	-	-	74	-7.01	295	193	V
4	* 2.484	14.1	RMS	32.1	5	.13	51.33	54	-2.67	-	-	295	193	V
1	* 2.485	33.38	PK	32.1	5	0	70.48	-	-	74	-3.52	295	193	V
3	* 2.485	16.39	RMS	32.1	5	.13	53.62	54	-38	-	-	295	193	V

* - indicates frequency in CFR15.205/IC8.10 Restricted Band

PK - Peak detector
 RMS - RMS detection

AUTHORIZED BANDEDGE (CHANNEL 9)



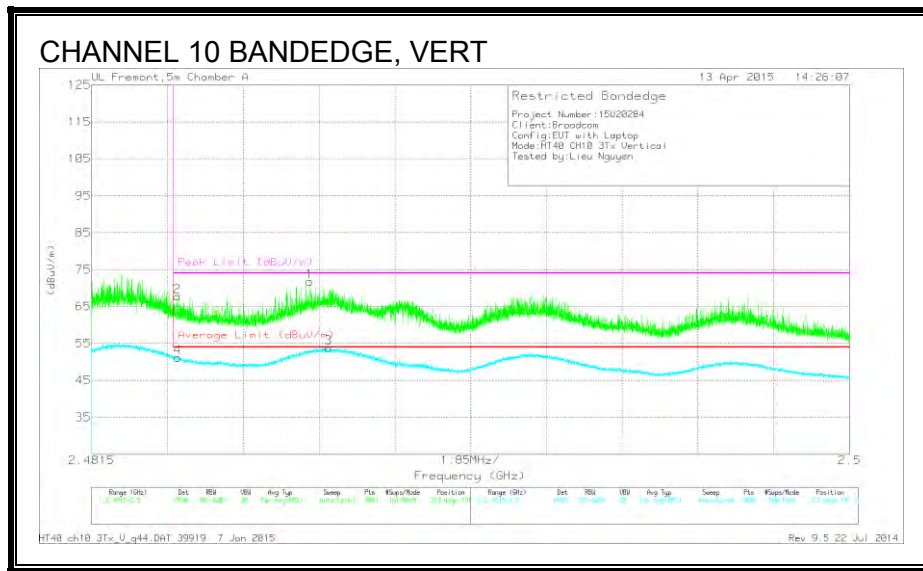
Trace Markers

Marker	Frequency (GHz)	Meter Reading (dBuV)	Det	AF T136 (dB/m)	Bypass (dB)	DC Corr (dB)	Corrected Reading (dBuV/m)	Average Limit (dBuV/m)	Margin (dB)	Peak Limit (dBuV/m)	PK Margin (dB)	Azimuth (Degs)	Height (cm)	Polarity
2	* 2.484	30.43	PK	32.1	5	0	67.53	-	-	74	-6.47	314	161	V
3	* 2.484	15.25	RMS	32.1	5	.13	52.48	54	-1.52	-	-	314	161	V
1	* 2.487	34.59	PK	32.1	5	0	71.69	-	-	74	-2.31	314	161	V
4	* 2.487	16.74	RMS	32.1	5	.13	53.97	54	-.03	-	-	314	161	V

* - indicates frequency in CFR15.205/IC8.10 Restricted Band

PK - Peak detector
 RMS - RMS detection

AUTHORIZED BANDEDGE (CHANNEL 10)



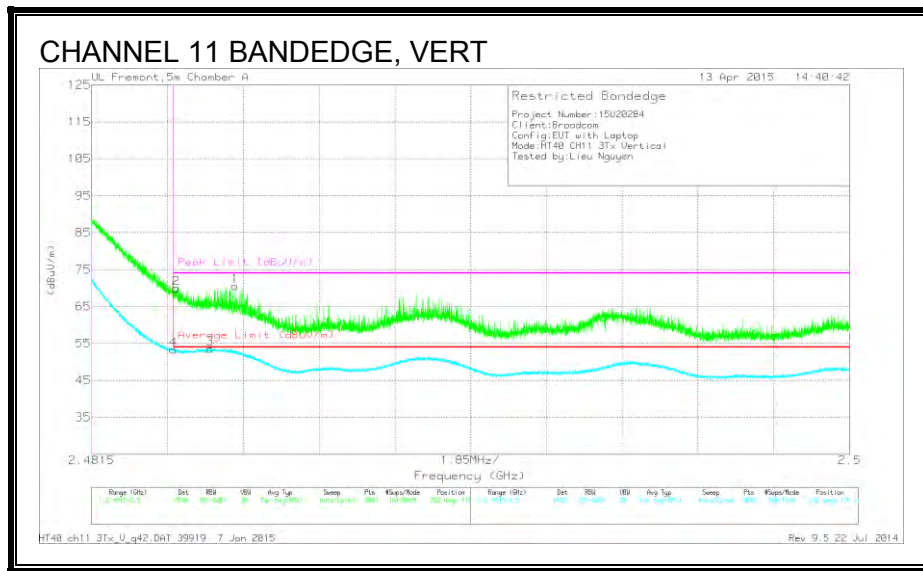
Trace Markers

Marker	Frequency (GHz)	Meter Reading (dBuV)	Det	AF T136 (dB/m)	Bypass (dB)	DC Corr (dB)	Corrected Reading (dBuV/m)	Average Limit (dBuV/m)	Margin (dB)	Peak Limit (dBuV/m)	PK Margin (dB)	Azimuth (Degs)	Height (cm)	Polarity
2	* 2.484	30.66	PK	32.1	5	0	67.76	-	-	74	-6.24	313	191	V
4	* 2.484	14.08	RMS	32.1	5	.13	51.31	54	-2.69	-	-	313	191	V
1	* 2.487	34.64	PK	32.1	5	0	71.74	-	-	74	-2.26	313	191	V
3	* 2.487	16.75	RMS	32.1	5	.13	53.98	54	-.02	-	-	313	191	V

* - indicates frequency in CFR15.205/IC8.10 Restricted Band

PK - Peak detector
 RMS - RMS detection

AUTHORIZED BANDEDGE (CHANNEL 11)



Trace Markers

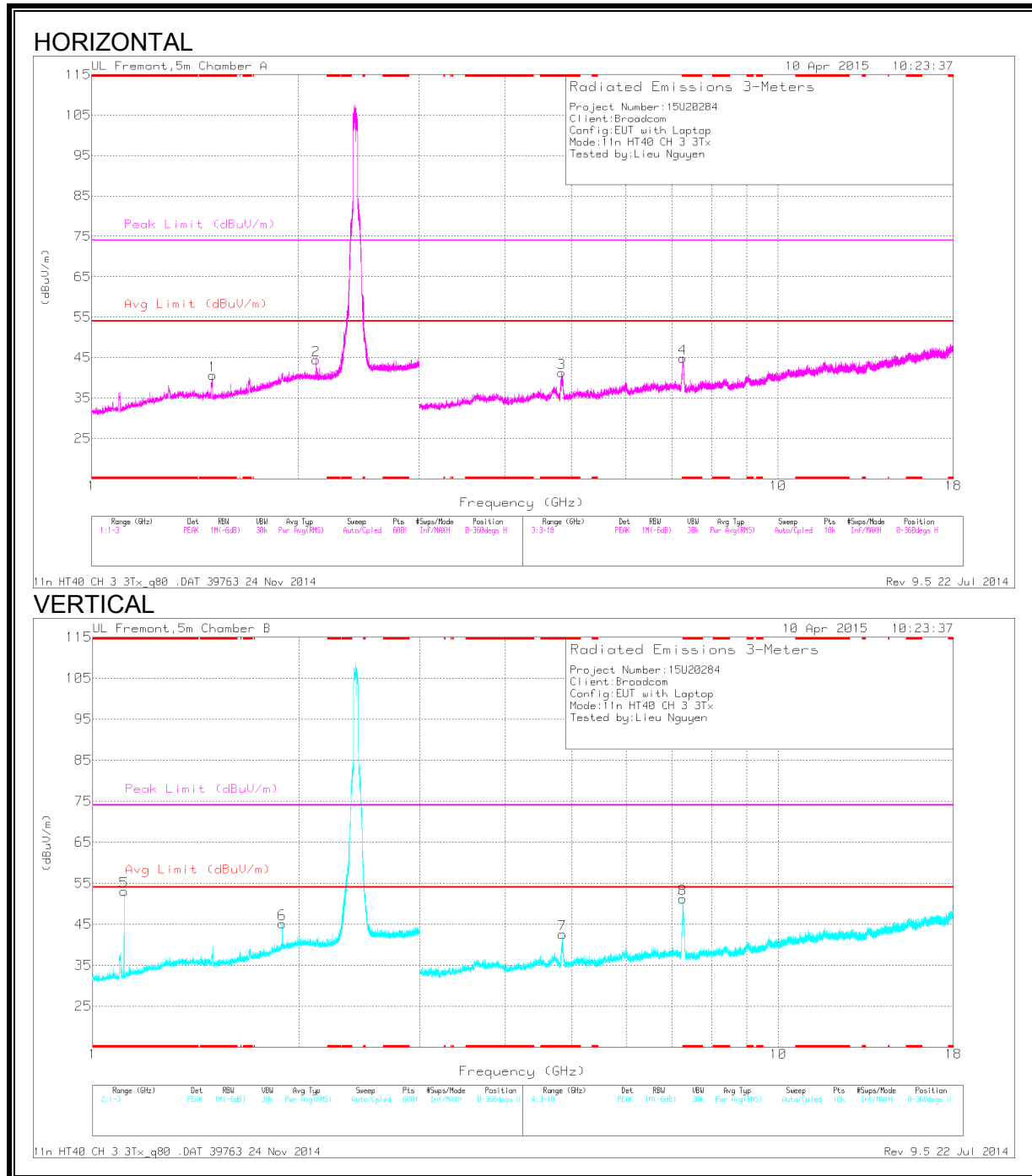
Marker	Frequency (GHz)	Meter Reading (dBuV)	Det	AF T136 (dB/m)	Bypass (dB)	DC Corr (dB)	Corrected Reading (dBuV/m)	Average Limit (dBuV/m)	Margin (dB)	Peak Limit (dBuV/m)	PK Margin (dB)	Azimuth (Degs)	Height (cm)	Polarity
2	* 2.484	32.81	PK	32.1	5	0	69.91	-	-	74	-4.09	292	178	V
3	* 2.484	16.5	RMS	32.1	5	.13	53.73	54	-27	-	-	292	178	V
4	* 2.484	16.23	RMS	32.1	5	.13	53.46	54	-54	-	-	292	178	V
1	* 2.485	33.44	PK	32.1	5	0	70.54	-	-	74	-3.46	292	178	V

* - indicates frequency in CFR15.205/IC8.10 Restricted Band

PK - Peak detector
 RMS - RMS detection

HARMONICS AND SPURIOUS EMISSIONS

LOW CHANNEL



Trace Markers

Marker	Frequency (GHz)	Meter Reading (dBuV)	Det	AF T345 (dB/m)	Amp/Cbl/Filtr /Pad (dB)	DC Corr (dB)	Corrected Reading (dBuV/m)	Avg Limit (dBuV/m)	Margin (dB)	Peak Limit (dBuV/m)	PK Margin (dB)	Azimuth (Degs)	Height (cm)	Polarity
1	* 1.5	40.88	PK2	28.6	-21.4	0	48.08	-	-	74	-25.92	27	223	H
	* 1.499	28.43	MAv1	28.6	-21.4	.13	35.76	54	-18.24	-	-	27	223	H
5	* 1.114	36.02	PK2	27.7	-22.7	0	41.02	-	-	74	-32.98	164	272	V
	* 1.114	24.17	MAv1	27.7	-22.7	.13	29.3	54	-24.7	-	-	164	272	V
3	* 4.837	47.54	PK2	34.3	-29.8	0	52.04	-	-	74	-21.96	68	202	H
	* 4.837	33.59	MAv1	34.3	-29.8	.13	38.22	54	-15.78	-	-	68	202	H
4	* 7.258	42.06	PK2	35.3	-27.8	0	49.56	-	-	74	-24.44	230	217	H
	* 7.257	30.27	MAv1	35.3	-27.9	.13	37.8	54	-16.2	-	-	230	217	H
7	* 4.841	47.25	PK2	34.2	-29.8	0	51.65	-	-	74	-22.35	272	155	V
	* 4.836	34.98	MAv1	34.3	-29.8	0	39.48	54	-14.52	-	-	272	155	V
8	* 7.272	49.42	PK2	35.3	-27.9	0	56.82	-	-	74	-17.18	91	300	V
	* 7.267	35.57	MAv1	35.3	-27.8	0	43.07	54	-10.93	-	-	91	300	V
6	1.891	34.52	PK	31.7	-21.1	0	45.12	-	-	-	-	0-360	101	V
2	2.123	33.85	PK	31.6	-21	0	44.45	-	-	-	-	0-360	101	H

* - indicates frequency in CFR15.205/IC8.10 Restricted Band

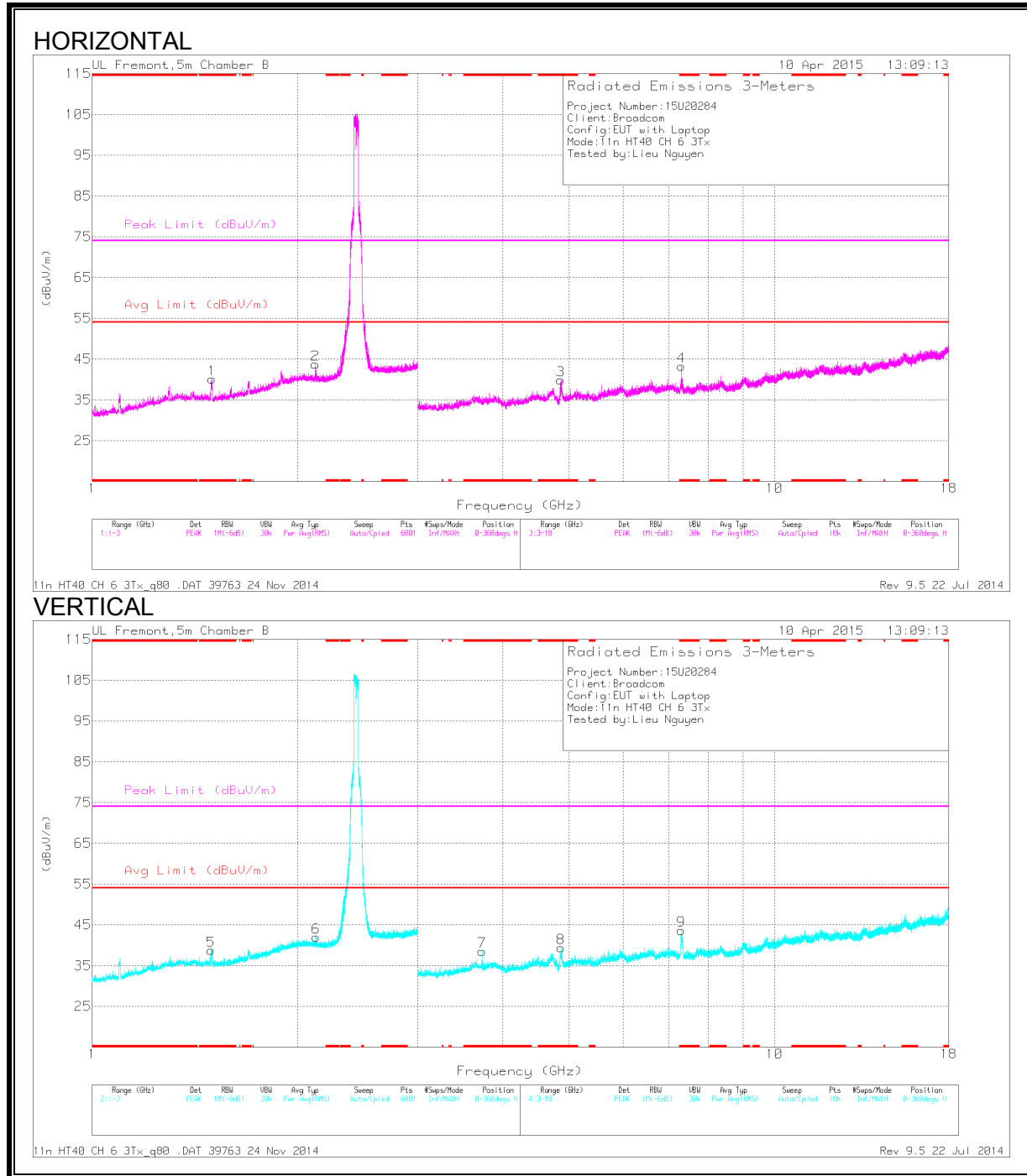
-Compliance for emissions in non-restricted bands shown in conducted out of band testing

PK - Peak detector

PK2 - KDB558074 Method: Maximum Peak

MAv1 - KDB558074 Option 1 Maximum RMS Average

MID CHANNEL



Trace Markers

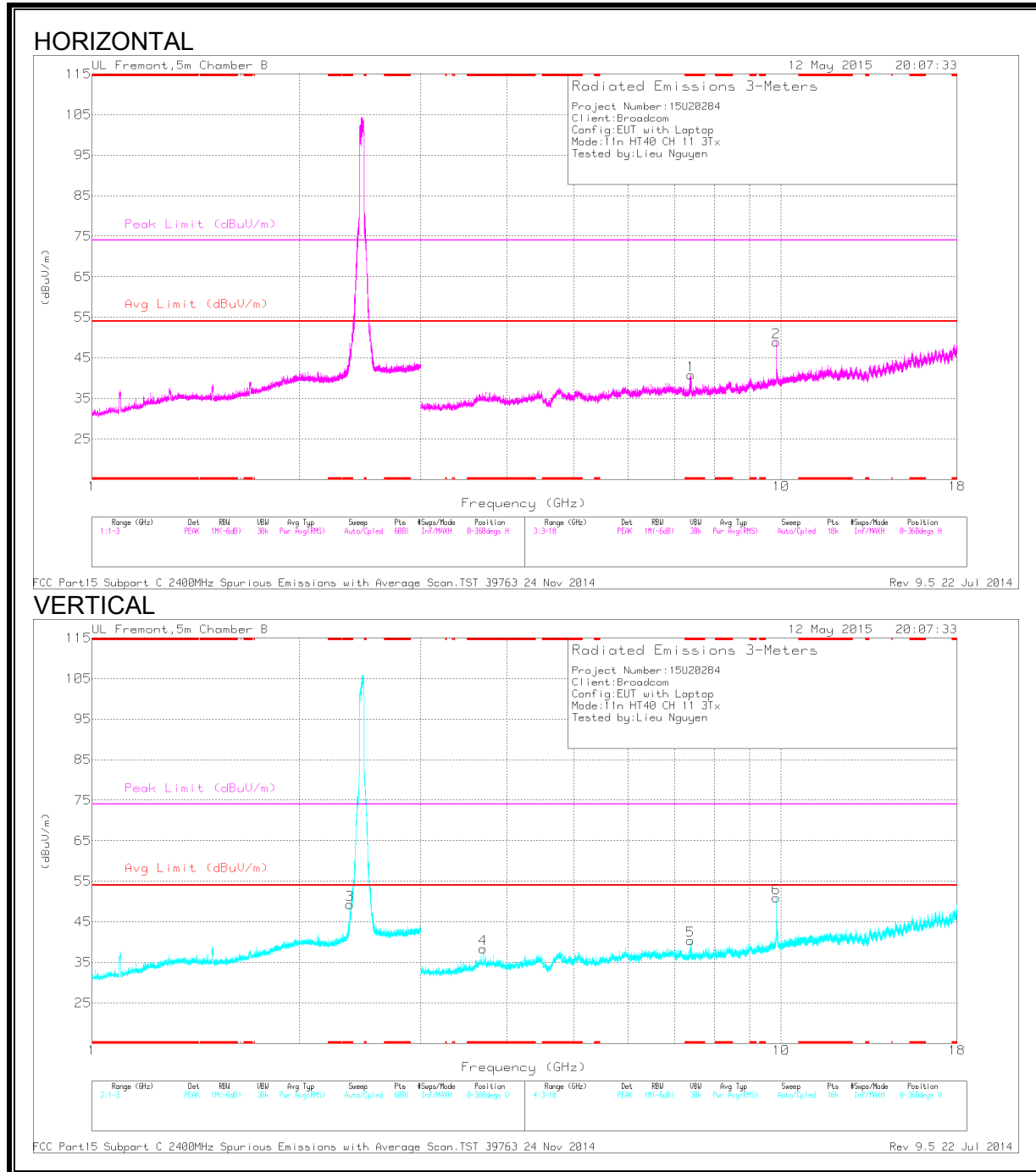
Marker	Frequency (GHz)	Meter Reading (dBuV)	Det	AF T345 (dB/m)	Amp/Cbl/Filtr /Pad (dB)	DC Corr (dB)	Corrected Reading (dBuV/m)	Avg Limit (dBuV/m)	Margin (dB)	Peak Limit (dBuV/m)	PK Margin (dB)	Azimuth (Degs)	Height (cm)	Polarity
1	* 1.497	41.47	PK2	28.7	-21.4	0	48.77	-	-	74	-25.23	18	221	H
	* 1.499	28.56	MAv1	28.6	-21.4	.13	35.89	54	-18.11	-	-	18	221	H
5	* 1.493	39.07	PK2	28.7	-21.5	0	46.27	-	-	74	-27.73	205	203	V
	* 1.493	27.37	MAv1	28.7	-21.5	.13	34.7	54	-19.3	-	-	205	203	V
3	* 4.863	45.09	PK2	34.2	-30.2	0	49.09	-	-	74	-24.91	307	218	H
	* 4.864	32.02	MAv1	34.2	-30.2	.13	36.15	54	-17.85	-	-	307	218	H
4	* 7.302	42.75	PK2	35.3	-28.1	0	49.95	-	-	74	-24.05	143	230	H
	* 7.303	31.47	MAv1	35.3	-28.2	.13	38.7	54	-15.3	-	-	143	230	H
7	* 3.728	41.26	PK2	33.5	-31.1	0	43.66	-	-	74	-30.34	353	319	V
	* 3.731	29.27	MAv1	33.5	-31.1	.13	31.8	54	-22.2	-	-	353	319	V
8	* 4.864	43.36	PK2	34.2	-30.2	0	47.36	-	-	74	-26.64	142	236	V
	* 4.864	31.01	MAv1	34.2	-30.2	.13	35.14	54	-18.86	-	-	142	236	V
9	* 7.303	45.24	PK2	35.3	-28.2	0	52.34	-	-	74	-21.66	41	199	V
	* 7.304	33.83	MAv1	35.3	-28.2	.13	41.06	54	-12.94	-	-	41	199	V
2	2.124	32.99	PK	31.6	-20.9	0	43.69	-	-	-	-	0-360	101	H
6	2.129	31.25	PK	31.6	-20.9	0	41.95	-	-	-	-	0-360	200	V

* - indicates frequency in CFR15.205/IC8.10 Restricted Band

-Compliance for emissions in non-restricted bands shown in conducted out of band testing

PK - Peak detector
 PK2 - KDB558074 Method: Maximum Peak
 MAv1 - KDB558074 Option 1 Maximum RMS Average

HIGH CHANNEL



Trace Markers

Marker	Frequency (GHz)	Meter Reading (dBuV)	Det	AF T345 (dB/m)	Amp/Cbl/Filtr /Pad (dB)	DC Corr (dB)	Corrected Reading (dBuV/m)	Avg Limit (dBuV/m)	Margin (dB)	Peak Limit (dBuV/m)	PK Margin (dB)	Azimuth (Degs)	Height (cm)	Polarity
3	* 2.367	51.54	PK2	31.9	-20.8	0	62.64	-	-	74	-11.36	22	192	V
	* 2.366	30.75	MAv1	31.9	-20.8	.13	41.98	54	-12.02	-	-	22	192	V
1	* 7.4	44.59	PK2	35.4	-27.4	0	52.59	-	-	74	-21.41	36	287	H
	* 7.399	27.1	MAv1	35.4	-27.4	.13	35.23	54	-18.77	-	-	36	287	H
4	* 3.693	41.21	PK2	33.6	-31.1	0	43.71	-	-	74	-30.29	171	265	V
	* 3.693	32.33	MAv1	33.6	-31.1	.13	34.96	54	-19.04	-	-	171	265	V
5	* 7.38	45.72	PK2	35.4	-27.6	0	53.52	-	-	74	-20.48	338	236	V
	* 7.38	27.05	MAv1	35.4	-27.6	.13	34.98	54	-19.02	-	-	338	236	V
2	9.848	36.02	PK	37	-24.1	0	48.92	-	-	-	-	0-360	199	H
6	9.849	38.09	PK	37	-24.1	0	50.99	-	-	-	-	0-360	199	V

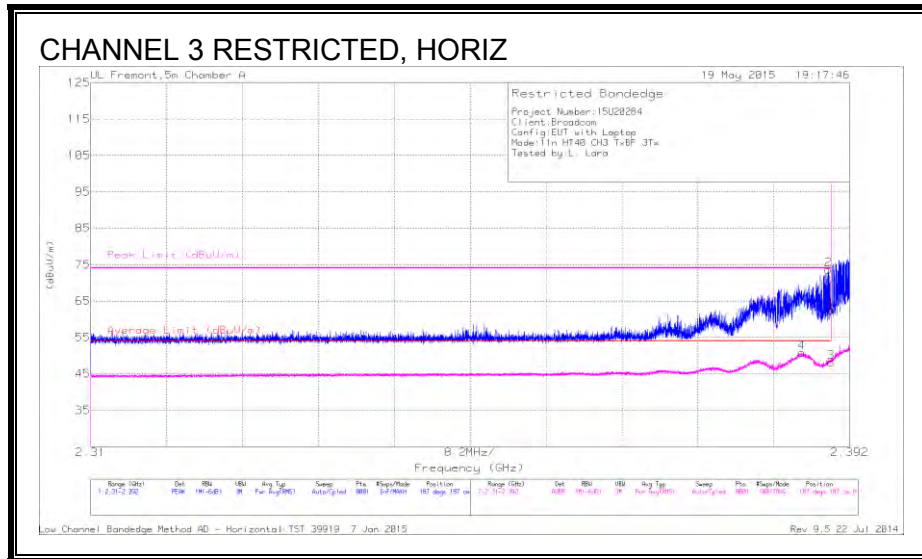
* - indicates frequency in CFR15.205/IC8.10 Restricted Band

-Compliance for emissions in non-restricted bands shown in conducted out of band testing

PK - Peak detector
 PK2 - KDB558074 Method: Maximum Peak
 MAv1 - KDB558074 Option 1 Maximum RMS Average

9.9. TX ABOVE 1 GHz 802.11n HT40 TxBF 3Tx MODE IN THE 2.4 GHz BAND

RESTRICTED BANDEDGE (CHANNEL 3)



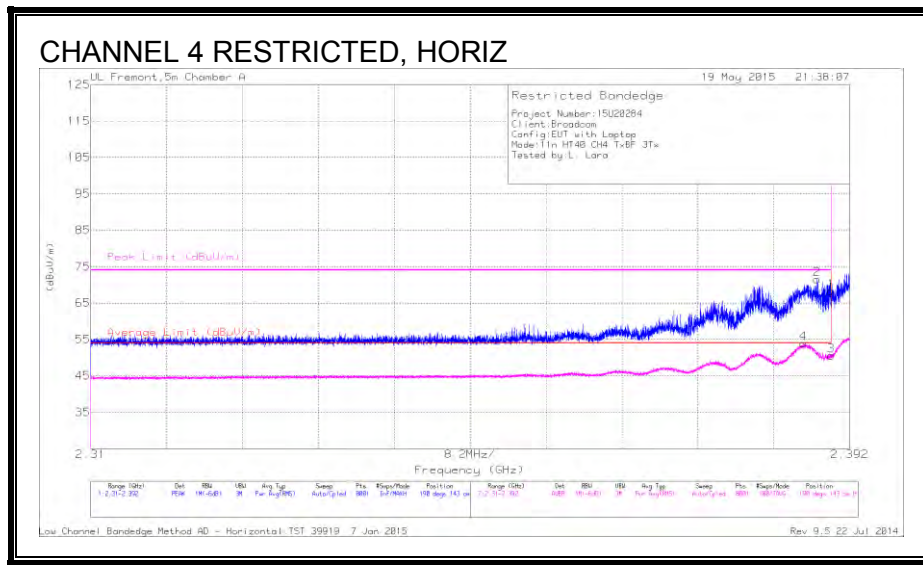
Trace Markers

Marker	Frequency (GHz)	Meter Reading (dBuV)	Det	AF T136 (dB/m)	Bypass (dB)	DC Corr (dB)	Corrected Reading (dBuV/m)	Average Limit (dBuV/m)	Margin (dB)	Peak Limit (dBuV/m)	PK Margin (dB)	Azimuth (Degs)	Height (cm)	Polarity
1	* 2.39	25.55	PK	32	4.9	0	62.45	-	-	74	-11.55	187	187	H
2	* 2.39	36.74	PK	32	4.9	0	73.64	-	-	74	-3.6	187	187	H
3	* 2.39	10.75	RMS	32	4.9	.53	48.18	54	-5.82	-	-	187	187	H
4	* 2.387	13.38	RMS	32	4.9	.53	50.81	54	-3.19	-	-	187	187	H

* - indicates frequency in CFR15.205/IC8.10 Restricted Band

PK - Peak detector
 RMS - RMS detection

RESTRICTED BANDEDGE (CHANNEL 4)



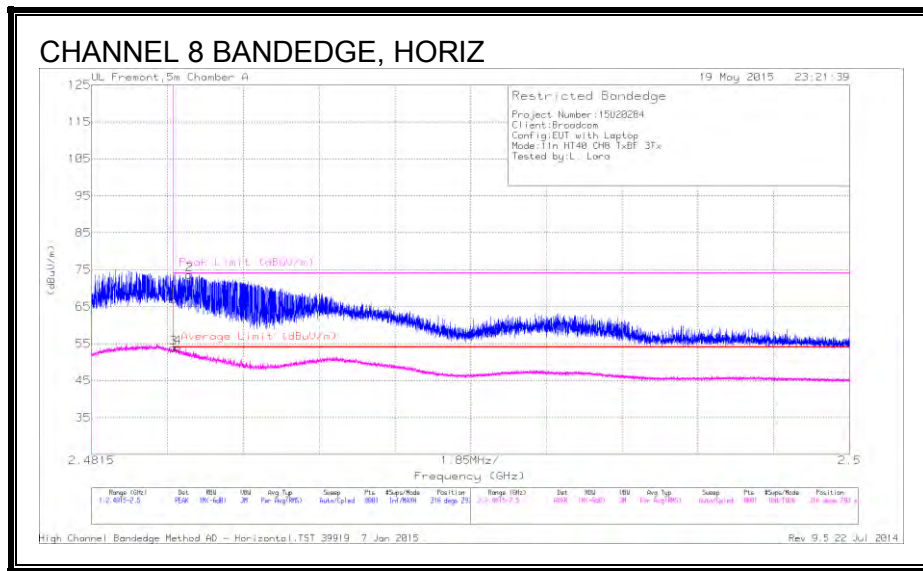
Trace Markers

Marker	Frequency (GHz)	Meter Reading (dBuV)	Det	AF T136 (dB/m)	Bypass (dB)	DC Corr (dB)	Corrected Reading (dBuV/m)	Average Limit (dBuV/m)	Margin (dB)	Peak Limit (dBuV/m)	PK Margin (dB)	Azimuth (Degs)	Height (cm)	Polarity
4	* 2.387	16.41	RMS	32	4.9	.53	53.84	54	-16	-	-	190	143	H
2	* 2.388	34.65	PK	32	4.9	0	71.55	-	-	74	-2.45	190	143	H
1	* 2.39	31.36	PK	32	4.9	0	68.26	-	-	74	-5.74	190	143	H
3	* 2.39	13.14	RMS	32	4.9	.53	50.57	54	-3.43	-	-	190	143	H

* - indicates frequency in CFR15.205/IC8.10 Restricted Band

PK - Peak detector
 RMS - RMS detection

AUTHORIZED BANDEDGE (CHANNEL 8)



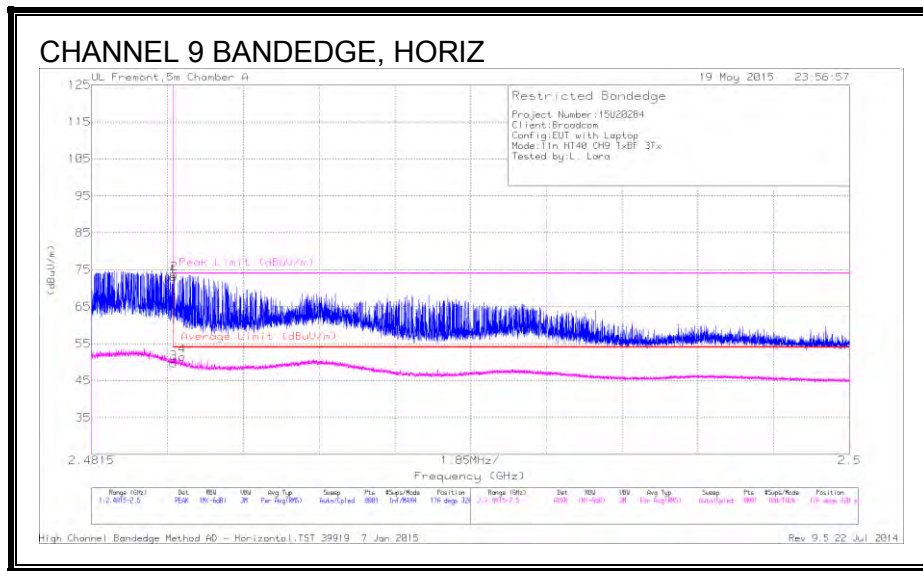
Trace Markers

Marker	Frequency (GHz)	Meter Reading (dBuV)	Det	AF T136 (dB/m)	Bypass (dB)	DC Corr (dB)	Corrected Reading (dBuV/m)	Average Limit (dBuV/m)	Margin (dB)	Peak Limit (dBuV/m)	PK Margin (dB)	Azimuth (Degs)	Height (cm)	Polarity
1	* 2.484	29.85	PK	32.1	5	0	66.95	-	-	74	-7.05	316	293	H
2	* 2.484	36.55	PK	32.1	5	0	73.65	-	-	74	-35	316	293	H
3	* 2.484	16.25	RMS	32.1	5	.53	53.88	54	-12	-	-	316	293	H
4	* 2.484	16.3	RMS	32.1	5	.53	53.93	54	-.07	-	-	316	293	H

* - indicates frequency in CFR15.205/IC8.10 Restricted Band

PK - Peak detector
 RMS - RMS detection

AUTHORIZED BANDEGE (CHANNEL 9)



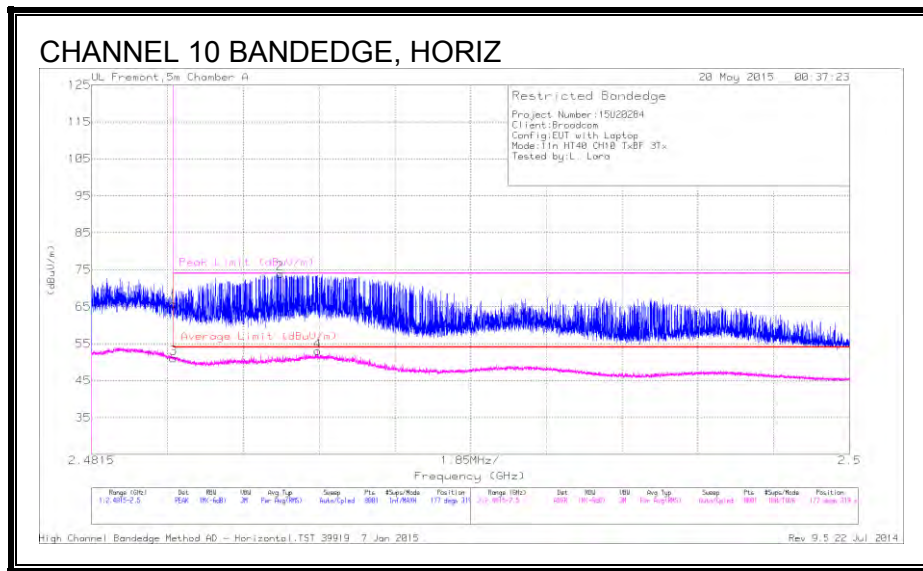
Trace Markers

Marker	Frequency (GHz)	Meter Reading (dBuV)	Det	AF T136 (dB/m)	Bypass (dB)	DC Corr (dB)	Corrected Reading (dBuV/m)	Average Limit (dBuV/m)	Margin (dB)	Peak Limit (dBuV/m)	PK Margin (dB)	Azimuth (Degs)	Height (cm)	Polarity
1	* 2.484	35.98	PK	32.1	5	0	73.08	-	-	74	-92	176	320	H
2	* 2.484	36.74	PK	32.1	5	0	73.84	-	-	74	-16	176	320	H
3	* 2.484	12.1	RMS	32.1	5	.53	49.73	54	-4.27	-	-	176	320	H
4	* 2.484	13.86	RMS	32.1	5	.53	51.49	54	-2.51	-	-	176	320	H

* - indicates frequency in CFR15.205/IC8.10 Restricted Band

PK - Peak detector
 RMS - RMS detection

AUTHORIZED BANDEDGE (CHANNEL 10)



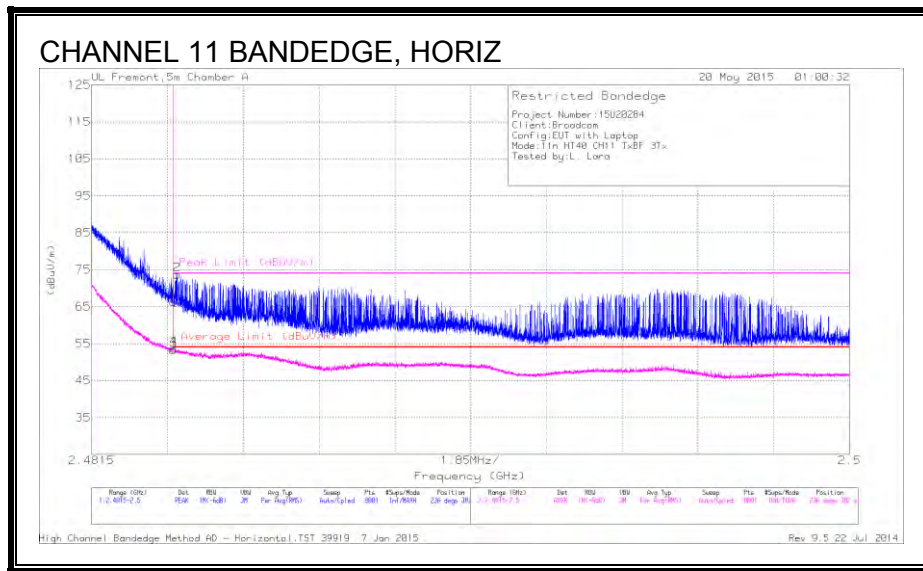
Trace Markers

Marker	Frequency (GHz)	Meter Reading (dBuV)	Det	AF T136 (dB/m)	Bypass (dB)	DC Corr (dB)	Corrected Reading (dBuV/m)	Average Limit (dBuV/m)	Margin (dB)	Peak Limit (dBuV/m)	PK Margin (dB)	Azimuth (Degs)	Height (cm)	Polarity
1	* 2.484	28.66	PK	32.1	5	0	65.76	-	-	74	-8.24	177	319	H
3	* 2.484	13.48	RMS	32.1	5	.53	51.11	54	-2.89	-	-	177	319	H
2	* 2.486	36.86	PK	32.1	5	0	73.96	-	-	74	-.04	177	319	H
4	* 2.487	15.37	RMS	32.1	5	.53	53	54	-1	-	-	177	319	H

* - indicates frequency in CFR15.205/IC8.10 Restricted Band

PK - Peak detector
 RMS - RMS detection

AUTHORIZED BANDEDGE (CHANNEL 11)



Trace Markers

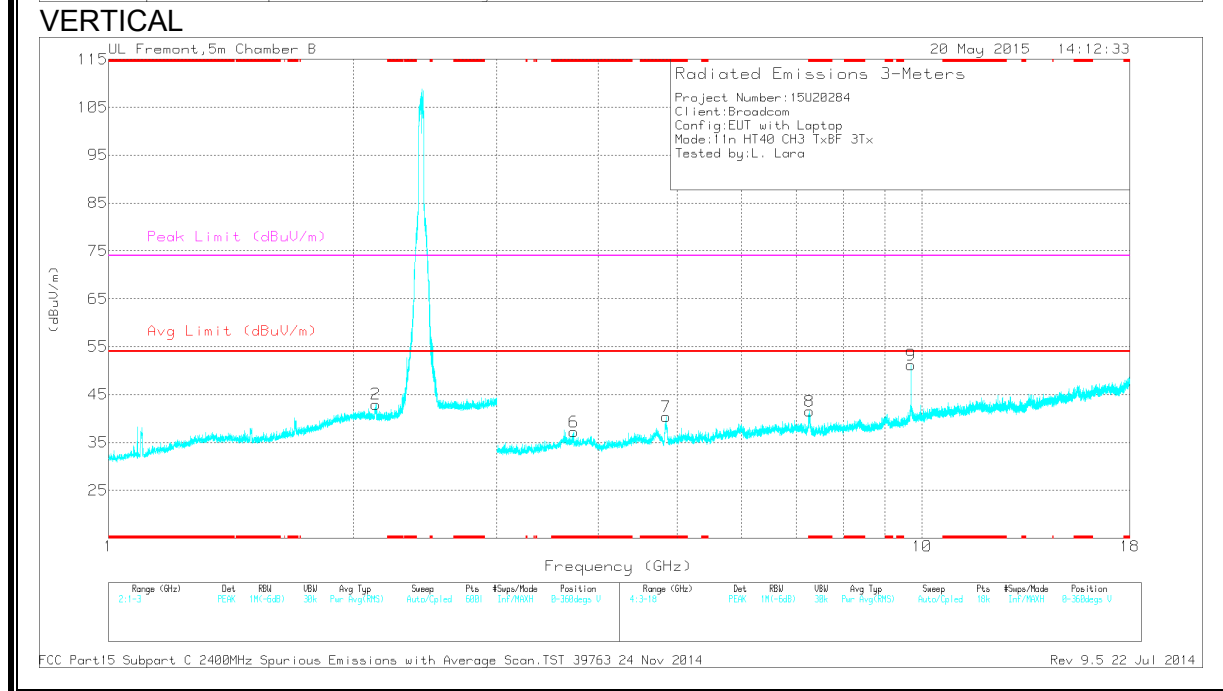
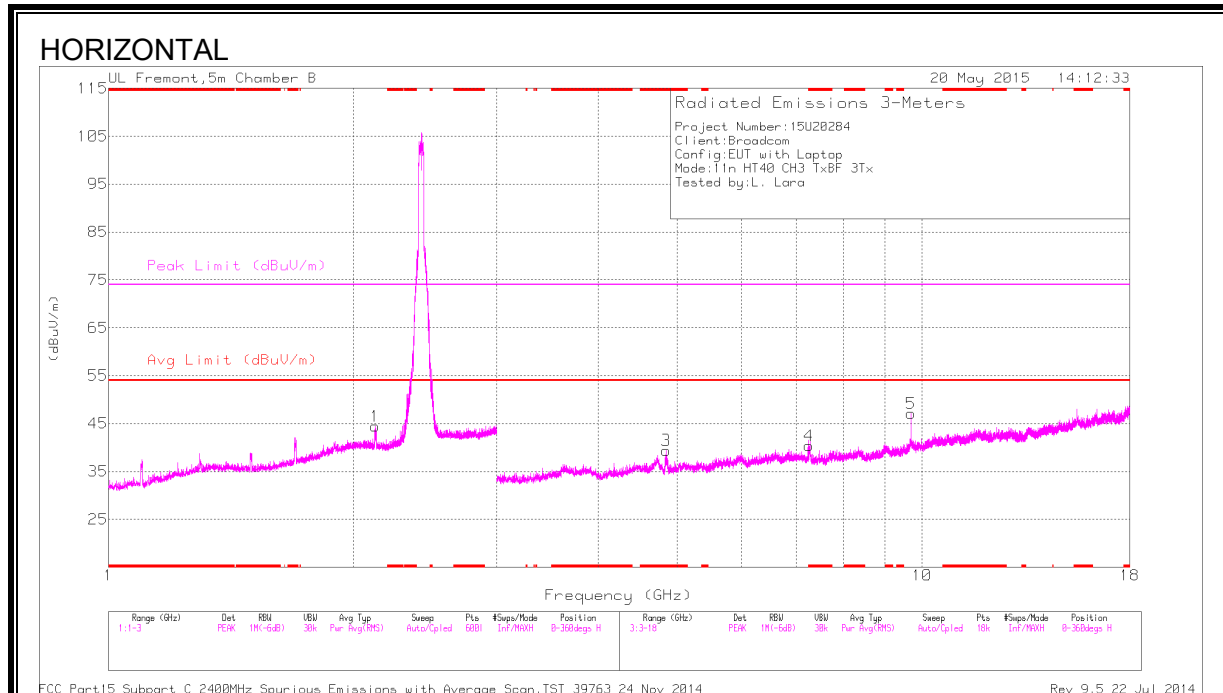
Marker	Frequency (GHz)	Meter Reading (dBuV)	Det	AF T136 (dB/m)	Bypass (dB)	DC Corr (dB)	Corrected Reading (dBuV/m)	Average Limit (dBuV/m)	Margin (dB)	Peak Limit (dBuV/m)	PK Margin (dB)	Azimuth (Degs)	Height (cm)	Polarity
1	* 2.484	29.21	PK	32.1	5	0	66.31	-	-	74	-7.69	236	382	H
2	* 2.484	36.54	PK	32.1	5	0	73.64	-	-	74	-36	236	382	H
3	* 2.484	15.68	RMS	32.1	5	.53	53.31	54	-69	-	-	236	382	H
4	* 2.484	16.03	RMS	32.1	5	.53	53.66	54	-34	-	-	236	382	H

* - indicates frequency in CFR15.205/IC8.10 Restricted Band

PK - Peak detector
 RMS - RMS detection

HARMONICS AND SPURIOUS EMISSIONS

LOW CHANNEL



Trace Markers

Marker	Frequency (GHz)	Meter Reading (dBuV)	Det	AF T345 (dB/m)	Amp/Cbl/Filtr /Pad (dB)	DC Corr (dB)	Corrected Reading (dBuV/m)	Avg Limit (dBuV/m)	Margin (dB)	Peak Limit (dBuV/m)	PK Margin (dB)	Azimuth (Degs)	Height (cm)	Polarity
3	* 4.838	44.76	PK2	34.3	-29.8	0	49.26	-	-	74	-24.74	32	202	H
	* 4.848	31.98	MAv1	34.2	-30	.53	36.71	54	-17.29	-	-	32	202	H
4	* 7.257	42.48	PK2	35.3	-27.9	0	49.88	-	-	74	-24.12	280	280	H
	* 7.266	30.43	MAv1	35.3	-27.8	.53	38.46	54	-15.54	-	-	280	280	H
6	* 3.732	43.56	PK2	33.5	-31.1	0	45.96	-	-	74	-28.04	258	228	V
	* 3.73	30.31	MAv1	33.5	-31.1	.53	33.24	54	-20.76	-	-	258	228	V
7	* 4.834	44.17	PK2	34.3	-29.8	0	48.67	-	-	74	-25.33	300	248	V
	* 4.844	32.15	MAv1	34.2	-29.9	.53	36.98	54	-17.02	-	-	300	248	V
8	* 7.276	42.26	PK2	35.3	-27.9	0	49.66	-	-	74	-24.34	331	210	V
	* 7.276	30.77	MAv1	35.3	-27.9	.53	38.7	54	-15.3	-	-	331	210	V
1	2.125	33.71	PK	31.6	-20.9	0	44.41	-	-	-	-	0-360	101	H
2	2.132	32.3	PK	31.6	-20.9	0	43	-	-	-	-	0-360	101	V
5	9.688	33.87	PK	36.8	-23.6	0	47.07	-	-	-	-	0-360	101	H
9	9.688	37.99	PK	36.8	-23.6	0	51.19	-	-	-	-	0-360	199	V

* - indicates frequency in CFR15.205/IC8.10 Restricted Band

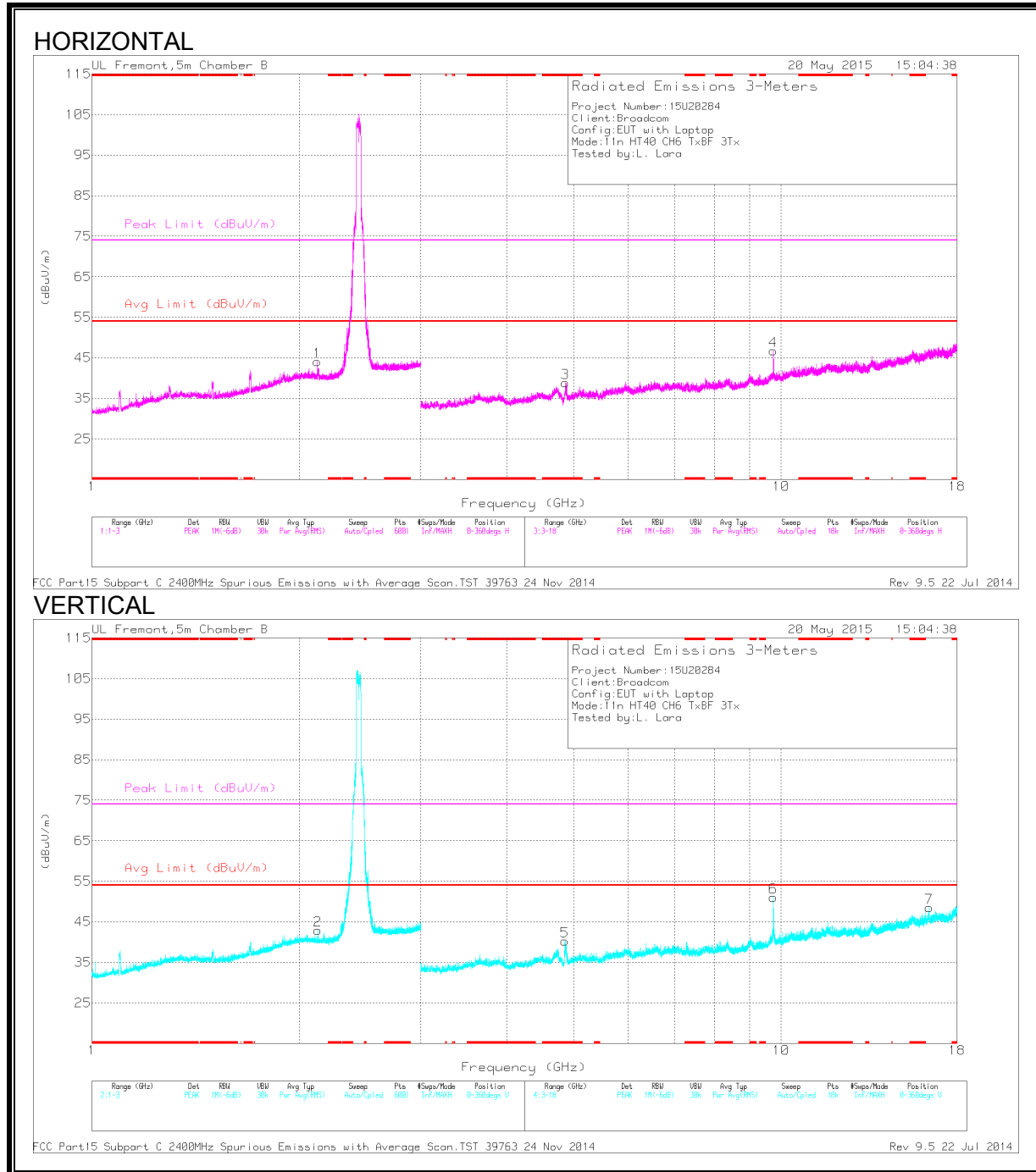
-Compliance for emissions in non-restricted bands shown in conducted out of band testing

PK - Peak detector

PK2 - KDB558074 Method: Maximum Peak

MAv1 - KDB558074 Option 1 Maximum RMS Average

MID CHANNEL



Trace Markers

Marker	Frequency (GHz)	Meter Reading (dBuV)	Det	AF T345 (dB/m)	Amp/Cbl/Filtr /Pad (dB)	DC Corr (dB)	Corrected Reading (dBuV/m)	Avg Limit (dBuV/m)	Margin (dB)	Peak Limit (dBuV/m)	PK Margin (dB)	Azimuth (Degs)	Height (cm)	Polarity
3	* 4.868	44.95	PK2	34.2	-30.3	0	48.85	-	-	74	-25.15	32	197	H
	* 4.873	31.34	MAv1	34.2	-30.4	.53	35.67	54	-18.33	-	-	32	197	H
5	* 4.859	44.33	PK2	34.2	-30.2	0	48.33	-	-	74	-25.67	259	245	V
	* 4.863	31.14	MAv1	34.2	-30.2	.53	35.67	54	-18.33	-	-	259	245	V
1	2.124	33.37	PK	31.6	-20.9	0	44.07	-	-	-	-	0-360	101	H
2	2.126	32.18	PK	31.6	-20.9	0	42.88	-	-	-	-	0-360	101	V
4	9.748	33.65	PK	36.9	-23.8	0	46.75	-	-	-	-	0-360	200	H
6	9.748	38.02	PK	36.9	-23.8	0	51.12	-	-	-	-	0-360	200	V
7	16.389	27.47	PK	41.2	-20.2	0	48.47	-	-	-	-	0-360	200	V

* - indicates frequency in CFR15.205/IC8.10 Restricted Band

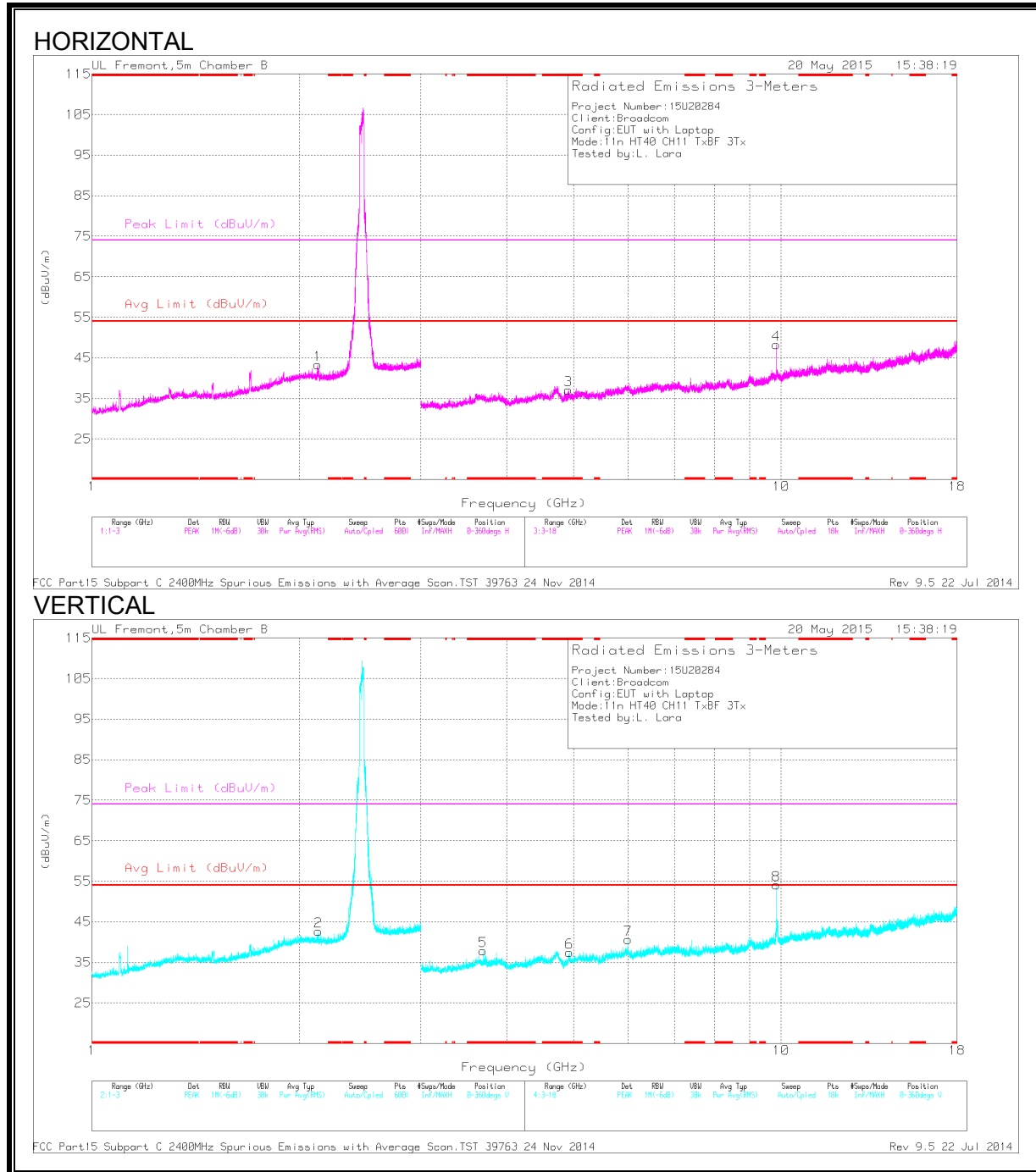
-Compliance for emissions in non-restricted bands shown in conducted out of band testing

PK - Peak detector

PK2 - KDB558074 Method: Maximum Peak

MAv1 - KDB558074 Option 1 Maximum RMS Average

HIGH CHANNEL



Trace Markers

Marker	Frequency (GHz)	Meter Reading (dBuV)	Det	AF T345 (dB/m)	Amp/Cbl/Filtr /Pad (dB)	DC Corr (dB)	Corrected Reading (dBuV/m)	Avg Limit (dBuV/m)	Margin (dB)	Peak Limit (dBuV/m)	PK Margin (dB)	Azimuth (Degs)	Height (cm)	Polarity
3	* 4.927	42.53	PK2	34.1	-30.5	0	46.13	-	-	74	-27.87	34	217	H
	* 4.923	30.47	MAv1	34.1	-30.5	.53	34.6	54	-19.4	-	-	34	217	H
5	* 3.693	42.23	PK2	33.6	-31.1	0	44.73	-	-	74	-29.27	289	137	V
	* 3.693	34.37	MAv1	33.6	-31.1	.53	37.4	54	-16.6	-	-	289	137	V
6	* 4.928	40.7	PK2	34.1	-30.5	0	44.3	-	-	74	-29.7	225	199	V
	* 4.927	30.1	MAv1	34.1	-30.5	.53	34.23	54	-19.77	-	-	225	199	V
1	2.125	32.64	PK	31.6	-20.9	0	43.34	-	-	-	-	0-360	101	H
2	2.129	31.96	PK	31.6	-20.9	0	42.66	-	-	-	-	0-360	200	V
7	6	33.76	PK	35.7	-28.8	0	40.66	-	-	-	-	0-360	101	V
4	9.848	35.31	PK	37	-24.1	0	48.21	-	-	-	-	0-360	199	H
8	9.848	41.26	PK	37	-24.1	0	54.16	-	-	-	-	0-360	199	V

* - indicates frequency in CFR15.205/IC8.10 Restricted Band

-Compliance for emissions in non-restricted bands shown in conducted out of band testing

PK - Peak detector

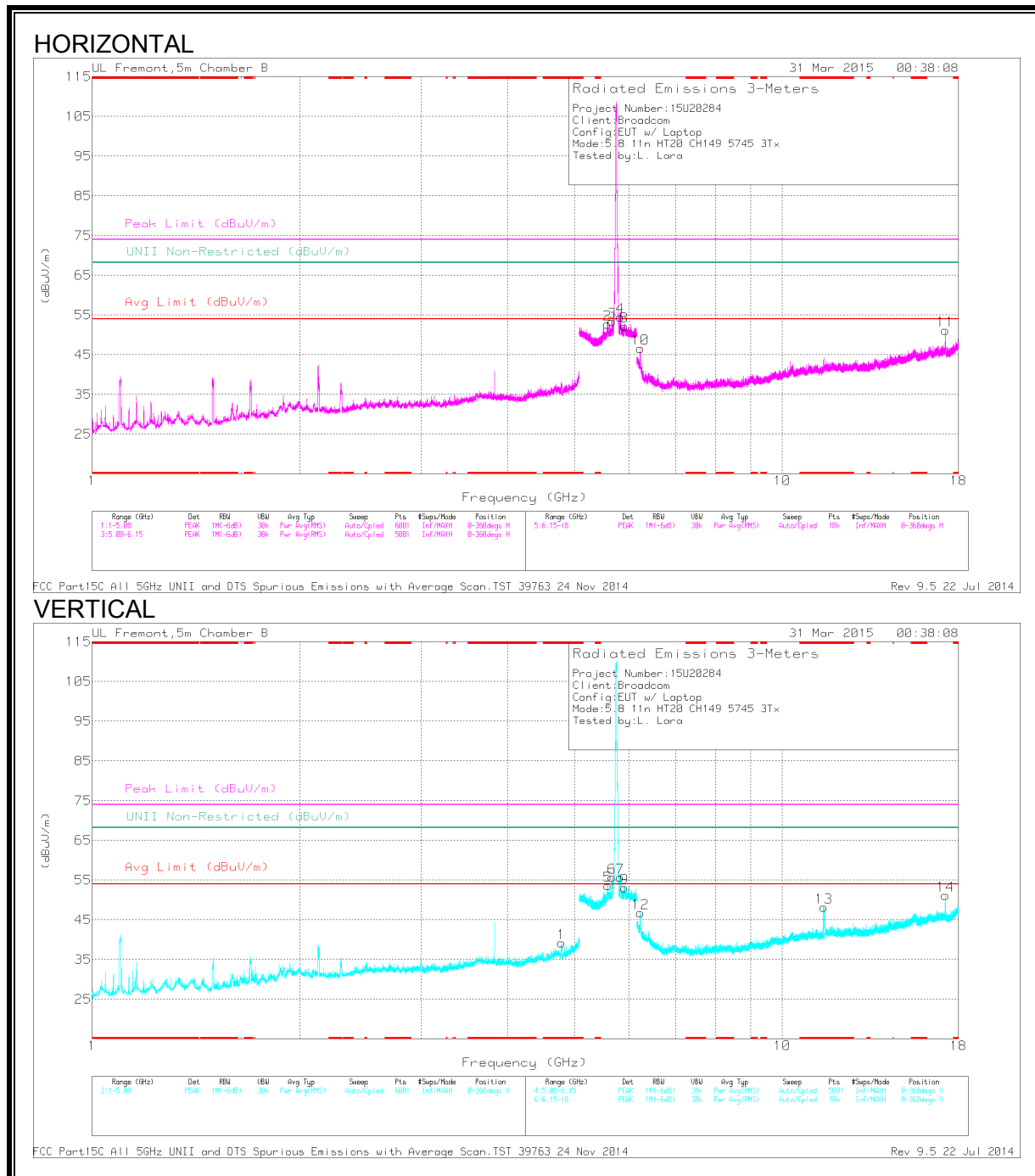
PK2 - KDB558074 Method: Maximum Peak

MAv1 - KDB558074 Option 1 Maximum RMS Average

9.10. TX ABOVE 1 GHz 802.11n HT20 CDD 3Tx MODE IN THE 5.8 GHz BAND

HARMONICS AND SPURIOUS EMISSIONS

LOW CHANNEL



Trace Markers

Marker	Frequency (GHz)	Meter Reading (dBuV)	Det	AF T345 (dB/m)	Amp/Cbl/Fitr /Pad (dB)	Corrected Reading (dBuV/m)	Avg Limit (dBuV/m)	Margin (dB)	Peak Limit (dBuV/m)	PK Margin (dB)	Azimuth (Degs)	Height (cm)	Polarity
1	* 4.788	42.65	PK2	34.3	-29.4	47.55	-	-	74	-26.45	62	248	V
	* 4.788	33.09	MAv1	34.3	-29.4	37.99	54	-16.01	-	-	62	248	V
13	* 11.494	42.8	PK2	38.3	-22.5	58.6	-	-	74	-15.4	313	262	V
	* 11.489	31.81	MAv1	38.3	-22.5	47.61	54	-6.39	-	-	313	262	V
2	5.584	36.06	PK	34.7	-18	52.76	-	-	-	-	0-360	200	H
5	5.587	36.98	PK	34.7	-18	53.68	-	-	-	-	0-360	200	V
3	5.664	36.36	PK	34.9	-17.9	53.36	-	-	-	-	0-360	200	H
6	5.664	38.72	PK	34.9	-17.9	55.72	-	-	-	-	0-360	200	V
4	5.825	36.61	PK	35.3	-17.4	54.51	-	-	-	-	0-360	200	H
7	5.827	37.81	PK	35.3	-17.4	55.71	-	-	-	-	0-360	200	V
9	5.906	35.15	PK	35.5	-17.5	53.15	-	-	-	-	0-360	200	V
8	5.907	34.17	PK	35.5	-17.5	52.17	-	-	-	-	0-360	200	H
10	6.226	39.47	PK	35.5	-28.4	46.57	-	-	-	-	0-360	199	H
12	6.226	39.66	PK	35.5	-28.4	46.76	-	-	-	-	0-360	199	V
11	17.23	30.03	PK	41.1	-20	51.13	-	-	-	-	0-360	199	H
14	17.236	30.1	PK	41.1	-20.1	51.1	-	-	-	-	0-360	199	V

* - indicates frequency in CFR15.205/IC8.10 Restricted Band

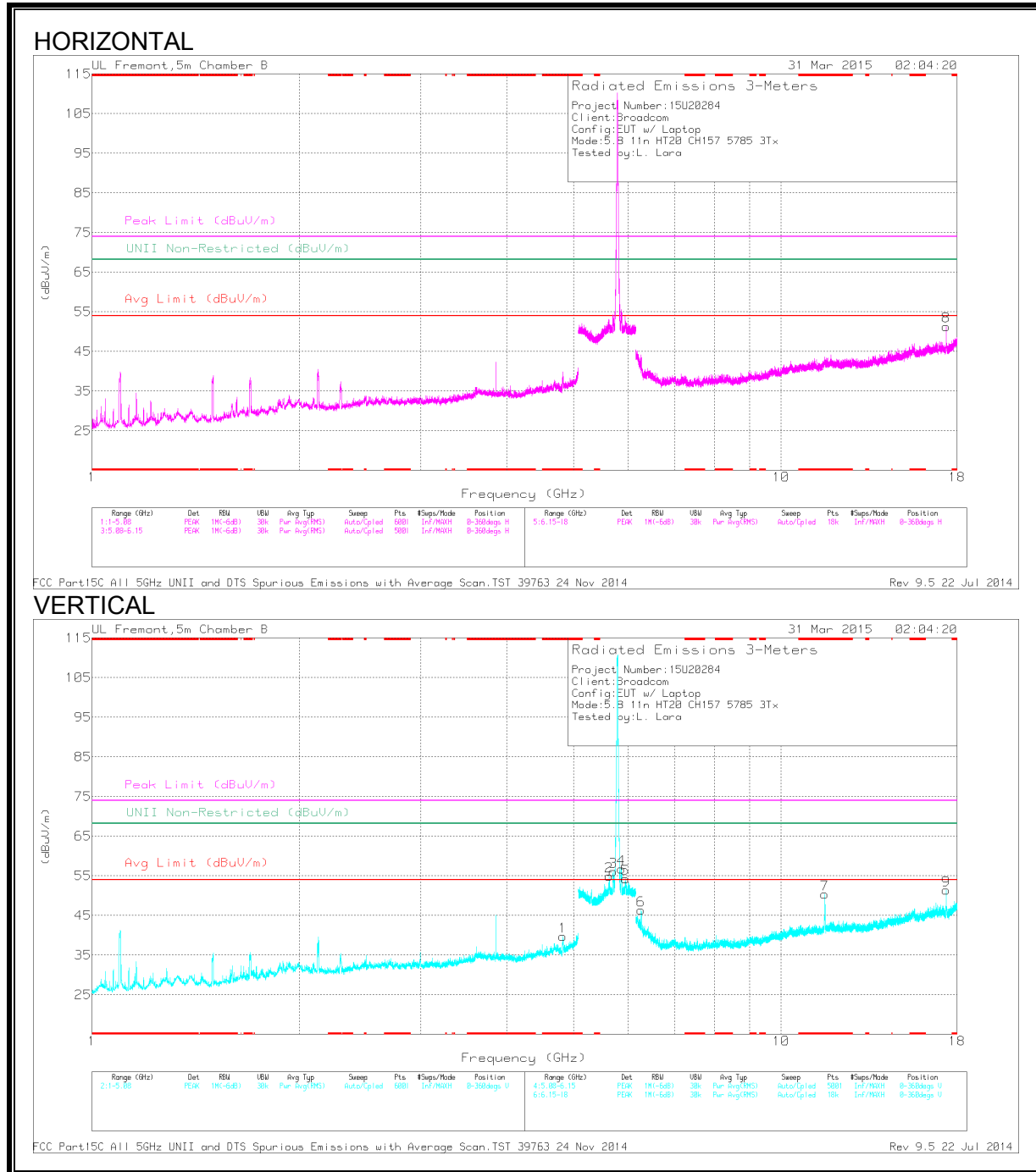
-Compliance for emissions in non-restricted bands is shown in conducted out of band testing

PK - Peak detector

PK2 - KDB558074 Method: Maximum Peak

MAv1 - KDB558074 Option 1 Maximum RMS Average

MID CHANNEL



Trace Markers

Marker	Frequency (GHz)	Meter Reading (dBuV)	Det	AF T345 (dB/m)	Amp/Cbl/Fitr /Pad (dB)	Corrected Reading (dBuV/m)	Avg Limit (dBuV/m)	Margin (dB)	Peak Limit (dBuV/m)	PK Margin (dB)	Azimuth (Degs)	Height (cm)	Polarity
1	* 4.821	42.84	PK2	34.3	-29.7	47.44	-	-	74	-26.56	67	244	V
	* 4.821	33.41	MAv1	34.3	-29.7	38.01	54	-15.99	-	-	67	244	V
7	* 11.573	42.1	PK2	38.4	-22.1	58.4	-	-	74	-15.6	316	283	V
	* 11.573	31.34	MAv1	38.4	-22.1	47.64	54	-6.36	-	-	316	283	V
2	5.627	38.21	PK	34.8	-18.1	54.91	-	-	-	-	0-360	200	V
3	5.704	38.98	PK	35	-17.9	56.08	-	-	-	-	0-360	101	V
4	5.865	38.63	PK	35.4	-17.3	56.73	-	-	-	-	0-360	101	V
5	5.948	36.18	PK	35.6	-17.5	54.28	-	-	-	-	0-360	101	V
6	6.264	39.8	PK	35.5	-28.9	46.4	-	-	-	-	0-360	199	V
8	17.359	30.65	PK	40.8	-20.1	51.35	-	-	-	-	0-360	101	H
9	17.359	30.7	PK	40.8	-20.1	51.4	-	-	-	-	0-360	101	V

* - indicates frequency in CFR15.205/IC8.10 Restricted Band

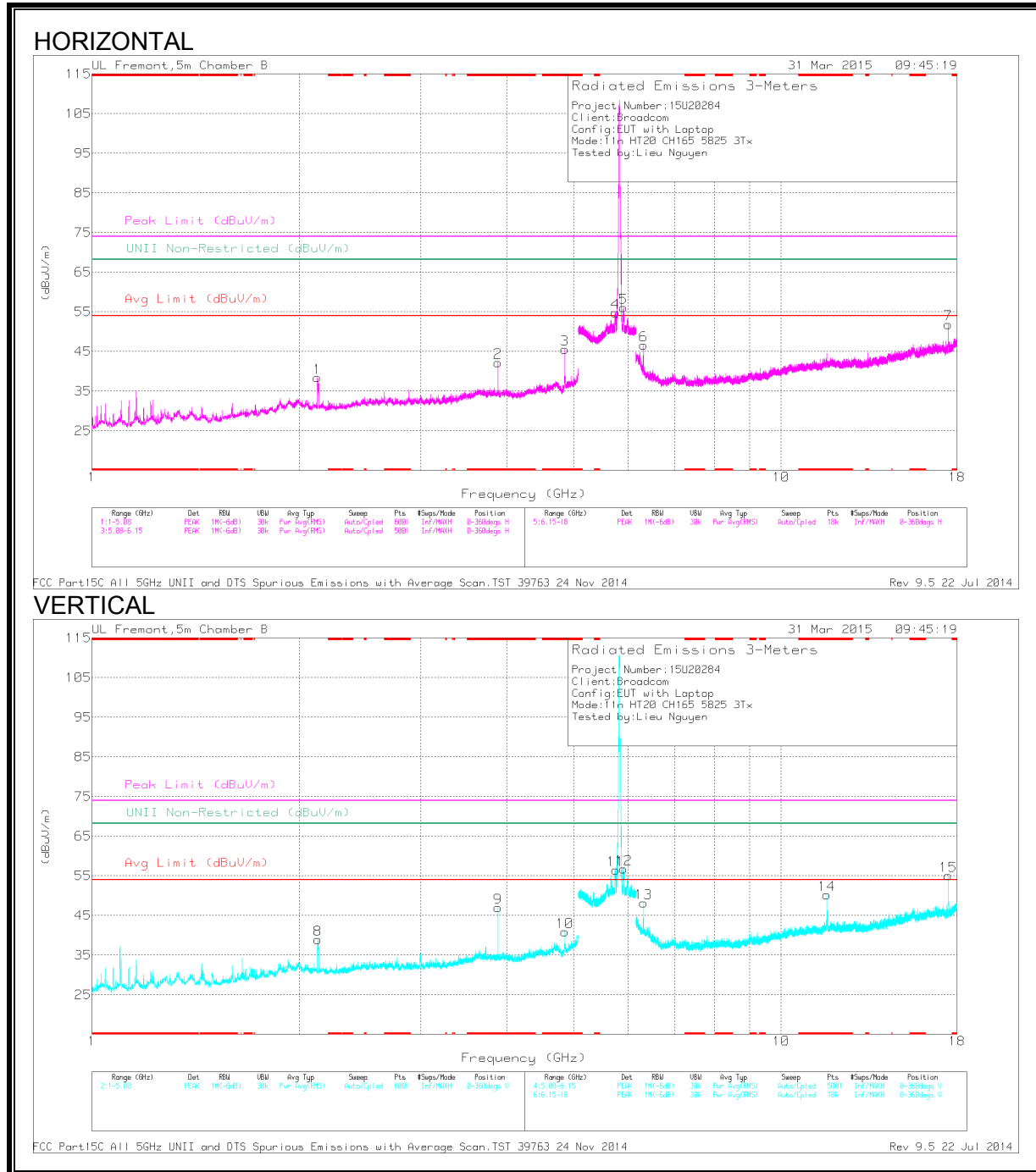
-Compliance for emissions in non-restricted bands is shown in conducted out of band testing

PK - Peak detector

PK2 - KDB558074 Method: Maximum Peak

MAv1 - KDB558074 Option 1 Maximum RMS Average

HIGH CHANNEL



Trace Markers

Marker	Frequency (GHz)	Meter Reading (dBuV)	Det	AF T345 (dB/m)	Amp/Cbl/Fitr /Pad (dB)	Corrected Reading (dBuV/m)	Avg Limit (dBuV/m)	Margin (dB)	Peak Limit (dBuV/m)	PK Margin (dB)	Azimuth (Degs)	Height (cm)	Polarity
2	* 3.884	46.01	PK2	33.5	-31.2	48.31	-	-	74	-25.69	244	219	H
	* 3.884	40.97	MAv1	33.5	-31.2	43.27	54	-10.73	-	-	244	219	H
3	* 4.855	47.52	PK2	34.2	-30	51.72	-	-	74	-22.28	10	222	H
	* 4.855	41.3	MAv1	34.2	-30	45.5	54	-8.5	-	-	10	222	H
9	* 3.884	48.66	PK2	33.5	-31.2	50.96	-	-	74	-23.04	196	114	V
	* 3.884	44.93	MAv1	33.5	-31.2	47.23	54	-6.77	-	-	196	114	V
10	* 4.855	44.08	PK2	34.2	-30	48.28	-	-	74	-25.72	159	265	V
	* 4.855	36.5	MAv1	34.2	-30	40.7	54	-13.3	-	-	159	265	V
14	* 11.652	40.86	PK2	38.5	-22.7	56.66	-	-	74	-17.34	42	218	V
	* 11.653	29.79	MAv1	38.5	-22.7	45.59	54	-8.41	-	-	42	218	V
1	2.123	39.64	PK	31.6	-32.8	38.44	-	-	-	-	0-360	199	H
8	2.128	40.08	PK	31.6	-32.7	38.98	-	-	-	-	0-360	199	V
4	5.75	37.41	PK	35.1	-17.7	54.81	-	-	-	-	0-360	199	H
11	5.753	39.04	PK	35.1	-17.7	56.44	-	-	-	-	0-360	101	V
5	5.903	38.09	PK	35.5	-17.5	56.09	-	-	-	-	0-360	199	H
12	5.903	38.68	PK	35.5	-17.5	56.68	-	-	-	-	0-360	101	V
6	6.311	39.72	PK	35.6	-28.7	46.62	-	-	-	-	0-360	199	H
13	6.311	41.3	PK	35.6	-28.7	48.2	-	-	-	-	0-360	101	V
15	17.479	34.47	PK	40.7	-20.1	55.07	-	-	-	-	0-360	101	V
7	17.483	31.27	PK	40.7	-20.1	51.87	-	-	-	-	0-360	101	H

* - indicates frequency in CFR15.205/IC8.10 Restricted Band

-Compliance for emissions in non-restricted bands is shown in conducted out of band testing

PK - Peak detector

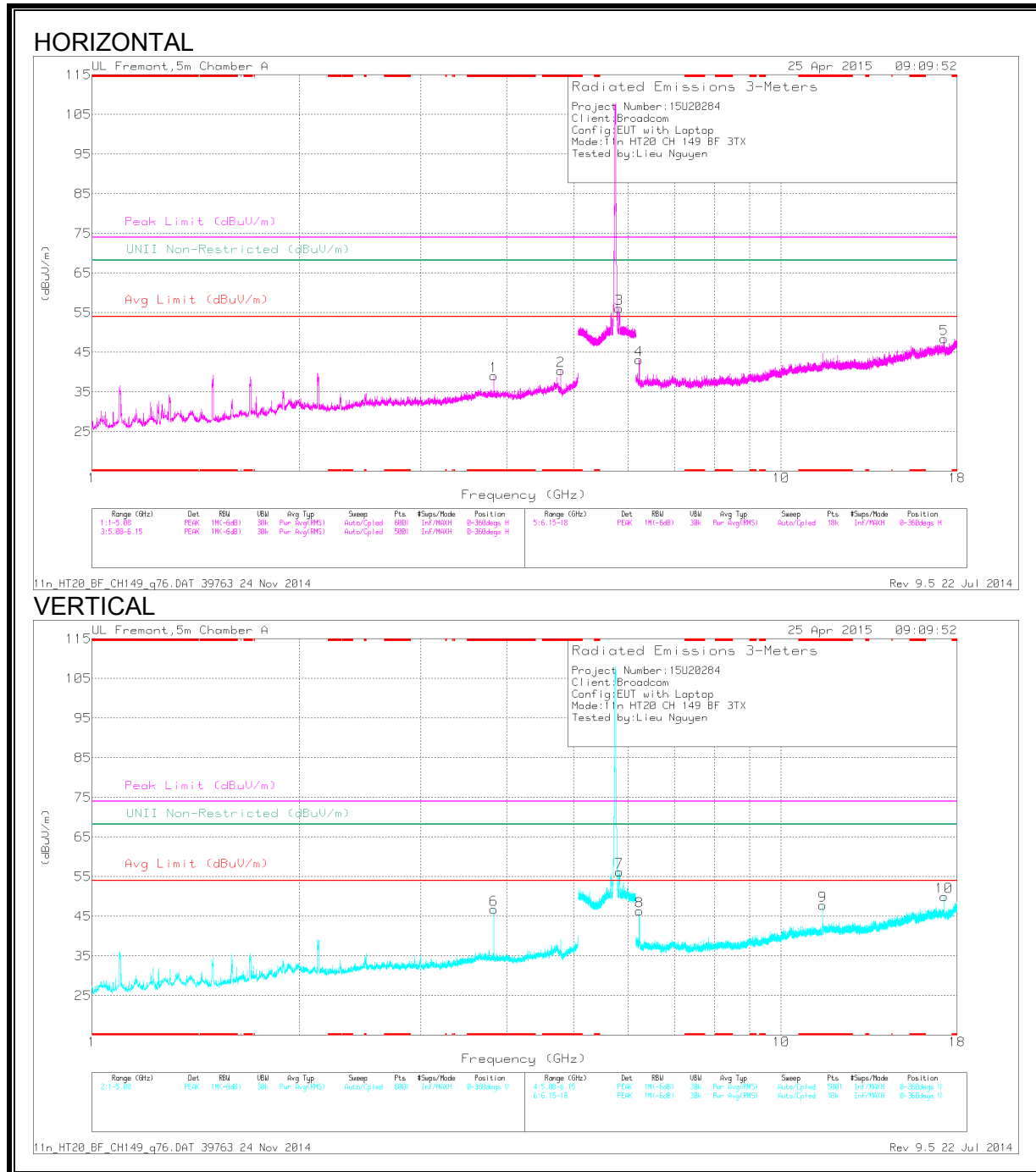
PK2 - KDB558074 Method: Maximum Peak

MAv1 - KDB558074 Option 1 Maximum RMS Average

9.11. TX ABOVE 1 GHz 802.11n HT20 TxBF 3Tx MODE IN THE 5.8 GHz BAND

HARMONICS AND SPURIOUS EMISSIONS

LOW CHANNEL



Trace Markers

Marker	Frequency (GHz)	Meter Reading (dBuV)	Det	AF T345 (dB/m)	Amp/Cbl/ Ftr/Pad (dB)	DC Corr (dB)	Corrected Reading (dBuV/m)	Avg Limit (dBuV/m)	Margin (dB)	Peak Limit (dBuV/m)	PK Margin (dB)	Azimuth (Degs)	Height (cm)	Polarity
1	* 3.83	39.16	PK1	33.4	-30.9	0	41.66	-	-	74	-32.34	278	295	H
	* 3.83	34.14	AD1	33.4	-30.9	.65	37.29	54	-16.71	-	-	278	295	H
2	* 4.787	40.83	PK1	34.3	-29.4	0	45.73	-	-	74	-28.27	302	268	H
	* 4.787	30.72	AD1	34.3	-29.4	.65	36.27	54	-17.73	-	-	302	268	H
6	* 3.83	47.07	PK1	33.4	-30.9	0	49.57	-	-	74	-24.43	252	169	V
	* 3.83	40.71	AD1	33.4	-30.9	.65	43.86	54	-10.14	-	-	252	169	V
9	* 11.489	37.81	PK1	38.3	-22.5	0	53.61	-	-	74	-20.39	32	201	V
	* 11.489	25.79	AD1	38.3	-22.5	.65	42.24	54	-11.76	-	-	32	201	V
3	5.82	38.22	PK	35.3	-17.4	0	56.12	-	-	-	-	0-360	199	H
7	5.828	38.29	PK	35.3	-17.4	0	56.19	-	-	-	-	0-360	101	V
4	6.217	35.86	PK	35.5	-28.3	0	43.06	-	-	-	-	0-360	199	H
8	6.225	39.36	PK	35.5	-28.5	0	46.36	-	-	-	-	0-360	101	V
10	17.23	29.01	PK	41.1	-20.1	0	50.01	-	-	-	-	0-360	101	V
5	17.238	27.47	PK	41.1	-20.1	0	48.47	-	-	-	-	0-360	101	H

* - indicates frequency in CFR15.205/IC8.10 Restricted Band

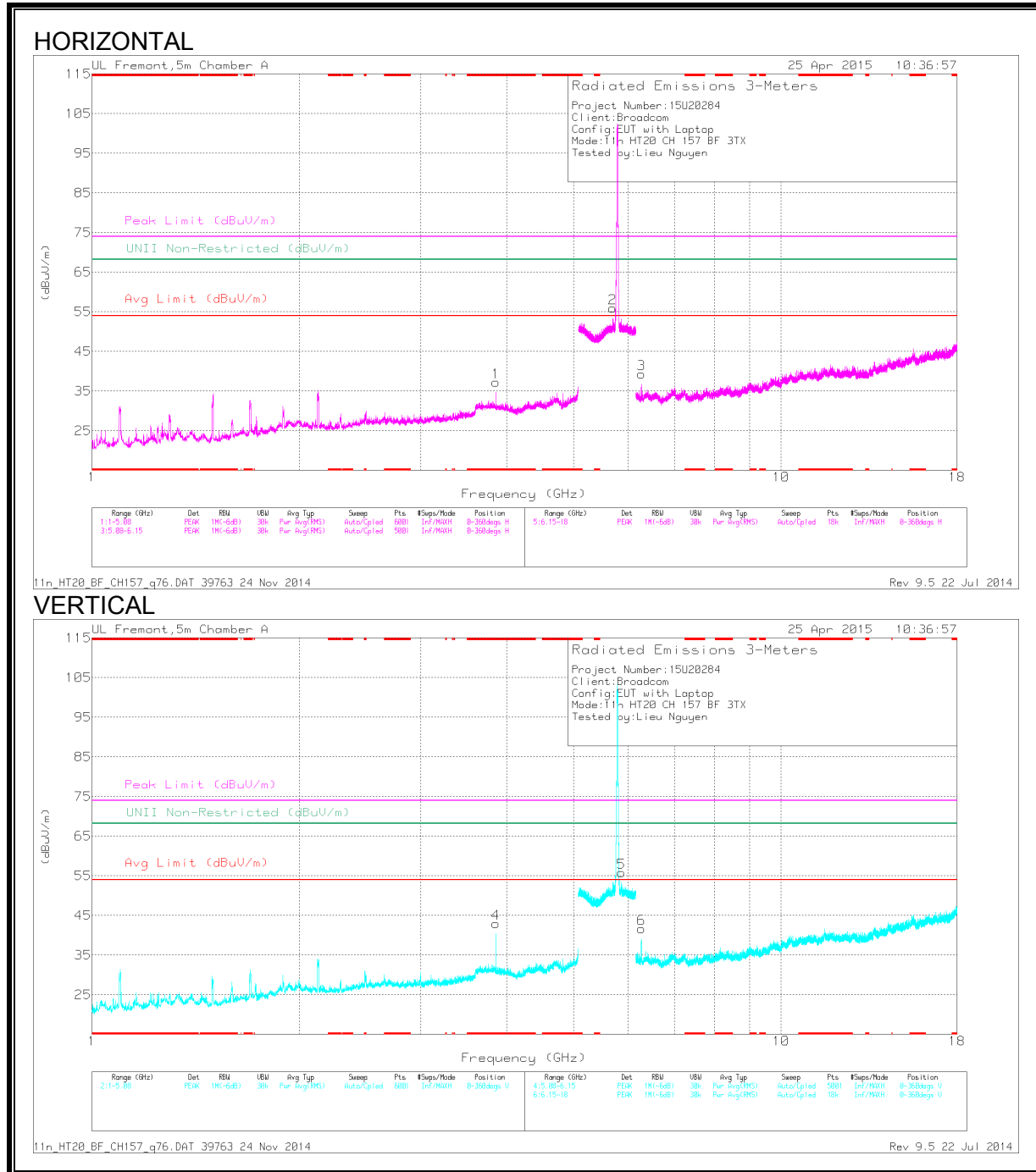
-Compliance for emissions in non-restricted bands is shown in conducted out of band testing

PK - Peak detector

PK2 - KDB558074 Method: Maximum Peak

MAv1 - KDB558074 Option 1 Maximum RMS Average

MID CHANNEL



Trace Markers

Marker	Frequency (GHz)	Meter Reading (dBuV)	Det	AF T345 (dB/m)	Amp/Cbl/Filt/Pad (dB)	DC Corr (dB)	Corrected Reading (dBuV/m)	Avg Limit (dBuV/m)	Margin (dB)	Peak Limit (dBuV/m)	PK Margin (dB)	Azimuth (Degs)	Height (cm)	Polarity
1	* 3.857	38.82	PK1	33.4	-31.2	0	41.02	-	-	74	-32.98	273	266	H
	* 3.857	29.41	AD1	33.4	-31.2	.65	32.26	54	-21.74	-	-	273	266	H
4	* 3.856	42.04	PK1	33.4	-31.2	0	44.24	-	-	74	-29.76	246	216	V
	* 3.857	34.82	AD1	33.4	-31.2	.65	37.67	54	-16.33	-	-	246	216	V
2	5.7	35.66	PK	35	-17.9	0	52.76	-	-	-	-	0-360	200	H
5	5.865	34.62	PK	35.4	-17.3	0	52.72	-	-	-	-	0-360	101	V
3	6.269	29.63	PK	35.5	-29	0	36.13	-	-	-	-	0-360	199	H
6	6.274	31.98	PK	35.5	-29	0	38.48	-	-	-	-	0-360	101	V

* - indicates frequency in CFR15.205/IC8.10 Restricted Band

-Compliance for emissions in non-restricted bands is shown in conducted out of band testing

PK - Peak detector

PK2 - KDB558074 Method: Maximum Peak

MAv1 - KDB558074 Option 1 Maximum RMS Average

HIGH CHANNEL

