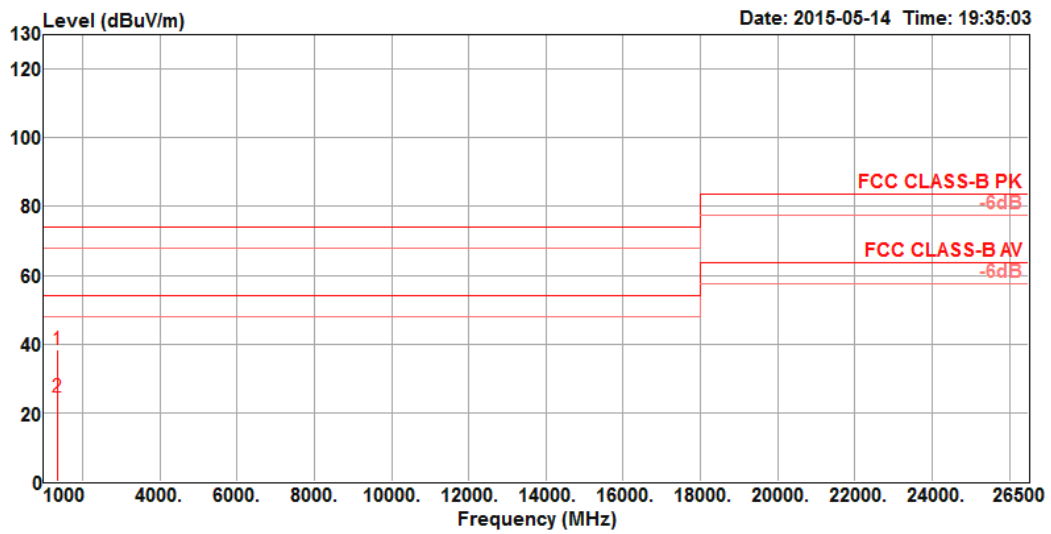


## Appendix B. Radiated Emission Co-location Report

### 1. Results of Radiated Emissions for Co-located

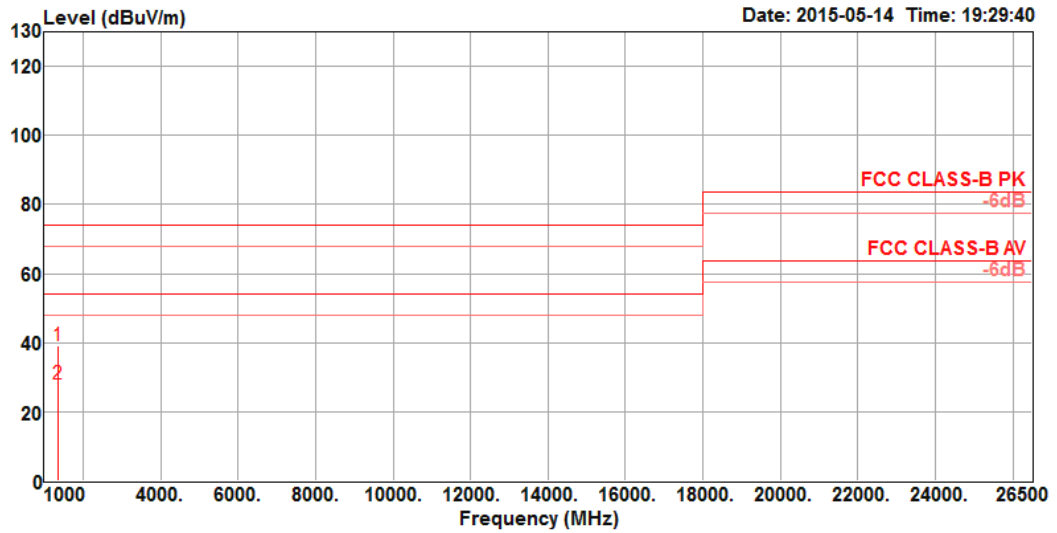
|               |          |                |   |
|---------------|----------|----------------|---|
| Temperature   | 26°C     | Humidity       | 51%                                       |
| Test Engineer | Mars Lin | Configurations | 2.4GHz WLAN function + Bluetooth function |
| Test Mode     | Mode 1   |                |   |

Horizontal



|   | Freq    | Level  | Limit Line | Over Limit | Read Level | Cable Loss | Preamp Factor | Antenna Factor | Pol/Phase  | T/Pos | A/Pos | Remark  |
|---|---------|--------|------------|------------|------------|------------|---------------|----------------|------------|-------|-------|---------|
|   | MHz     | dBuV/m | dBuV/m     | dB         | dBuV       | dB         | dB            | dB/m           |            | deg   | cm    |         |
| 1 | 1355.50 | 38.36  | 74.00      | -35.64     | 46.20      | 3.66       | 36.55         | 25.05          | HORIZONTAL | 30    | 100   | Peak    |
| 2 | 1355.54 | 24.58  | 54.00      | -29.42     | 32.42      | 3.66       | 36.55         | 25.05          | HORIZONTAL | 30    | 100   | Average |

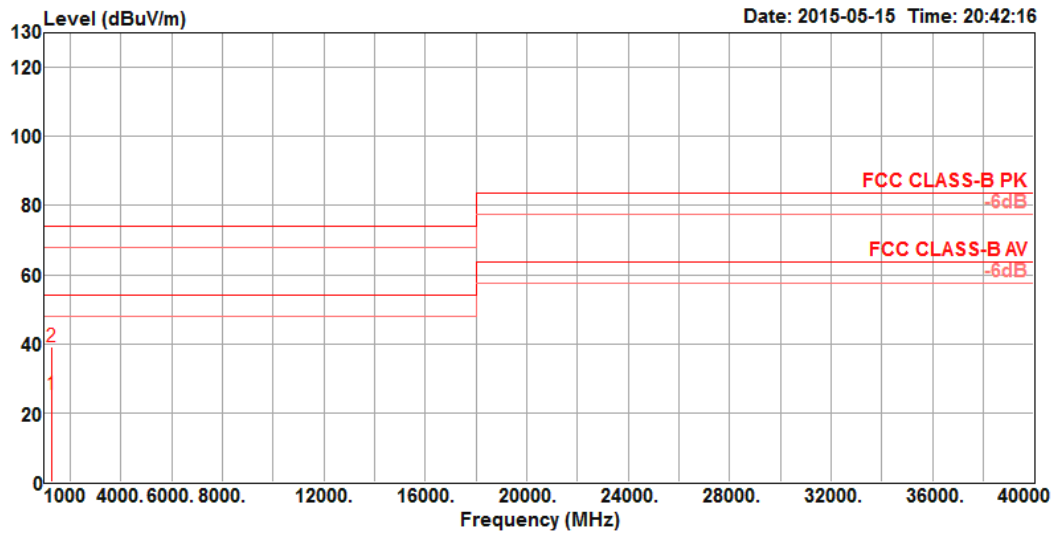
Vertical



|   | Freq    | Level  | Limit Line | Over Limit | Read Level | Cable Loss | Preamp Factor | Antenna Factor | Pol/Phase | T/Pos | A/Pos | Remark  |
|---|---------|--------|------------|------------|------------|------------|---------------|----------------|-----------|-------|-------|---------|
|   | MHz     | dBuV/m | dBuV/m     | dB         | dBuV       | dB         | dB            | dB/m           |           | deg   | cm    |         |
| 1 | 1349.68 | 38.97  | 74.00      | -35.03     | 46.85      | 3.65       | 36.57         | 25.04          | VERTICAL  | 7     | 102   | Peak    |
| 2 | 1349.93 | 27.92  | 54.00      | -26.08     | 35.80      | 3.65       | 36.57         | 25.04          | VERTICAL  | 7     | 102   | Average |

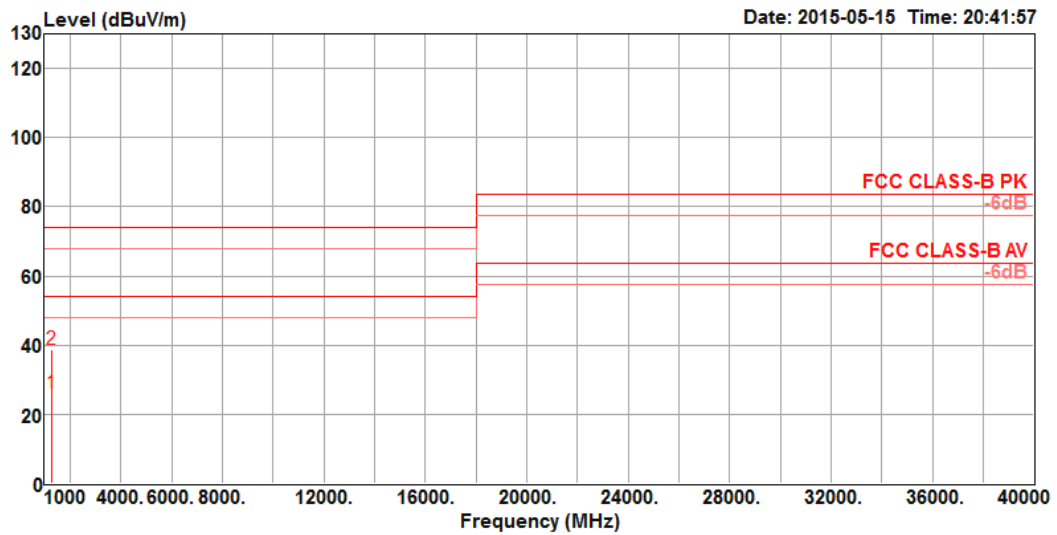
|               |          |                |   |
|---------------|----------|----------------|---|
| Temperature   | 26°C     | Humidity       | 51%                                     |
| Test Engineer | Mars Lin | Configurations | 5GHz WLAN function + Bluetooth function |
| Test Mode     | Mode 2   |                |   |

Horizontal



|   | Freq    | Level  | Limit Line | Over Limit | Read Level | Cable Loss | Preamp Factor | Antenna Factor | Pol/Phase  | T/Pos | A/Pos | Remark  |
|---|---------|--------|------------|------------|------------|------------|---------------|----------------|------------|-------|-------|---------|
|   | MHz     | dBuV/m | dBuV/m     | dB         | dBuV       | dB         | dB            | dB/m           |            | deg   | cm    |         |
| 1 | 1285.54 | 25.14  | 54.00      | -28.86     | 33.43      | 3.56       | 36.77         | 24.92          | HORIZONTAL | 11    | 100   | Average |
| 2 | 1285.54 | 39.03  | 74.00      | -34.97     | 47.32      | 3.56       | 36.77         | 24.92          | HORIZONTAL | 11    | 100   | Peak    |

Vertical



|   | Freq    | Level  | Limit Line | Over Limit | Read Level | Cable Loss | Preamp Factor | Antenna Factor | Pol/Phase | T/Pos | A/Pos | Remark  |
|---|---------|--------|------------|------------|------------|------------|---------------|----------------|-----------|-------|-------|---------|
|   | MHz     | dBuV/m | dBuV/m     | dB         | dBuV       | dB         | dB            | dB/m           |           | deg   | cm    |         |
| 1 | 1285.54 | 25.92  | 54.00      | -28.08     | 34.21      | 3.56       | 36.77         | 24.92          | VERTICAL  | 7     | 102   | Average |
| 2 | 1285.54 | 38.57  | 74.00      | -35.43     | 46.86      | 3.56       | 36.77         | 24.92          | VERTICAL  | 7     | 102   | Peak    |