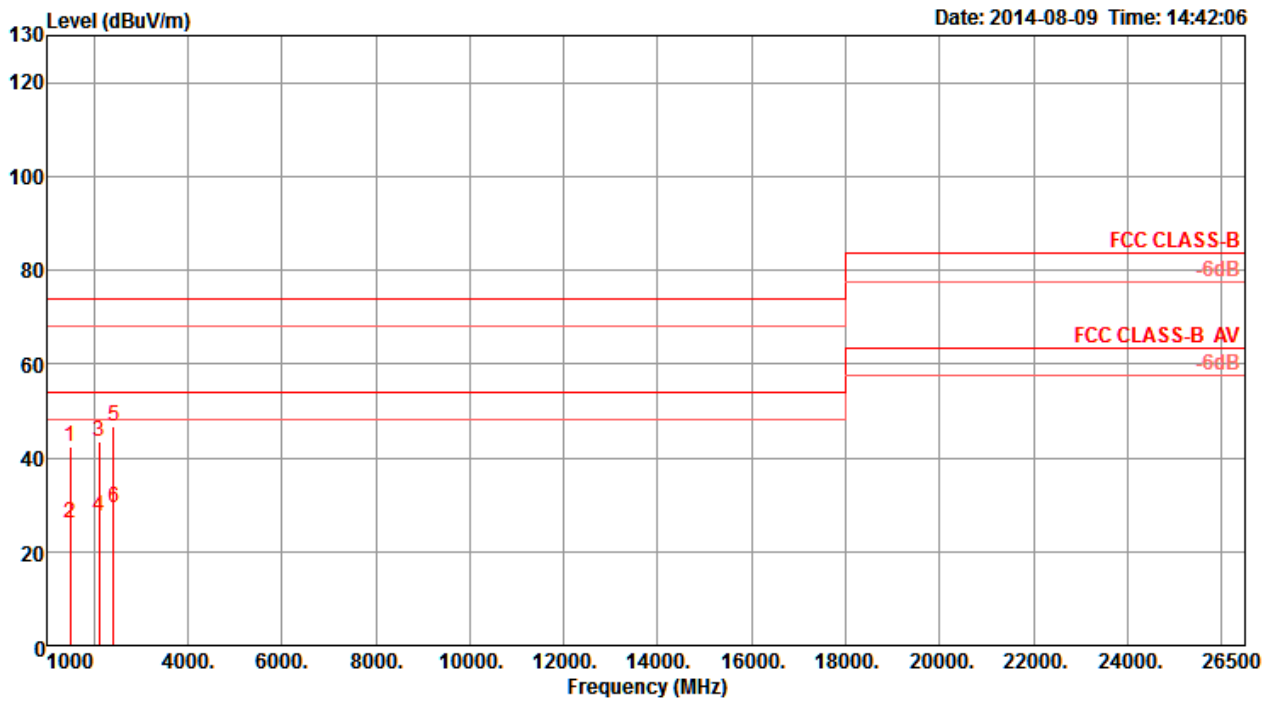


Appendix B. Radiated Emission Co-location Report

1. Results of Radiated Emissions for Co-located

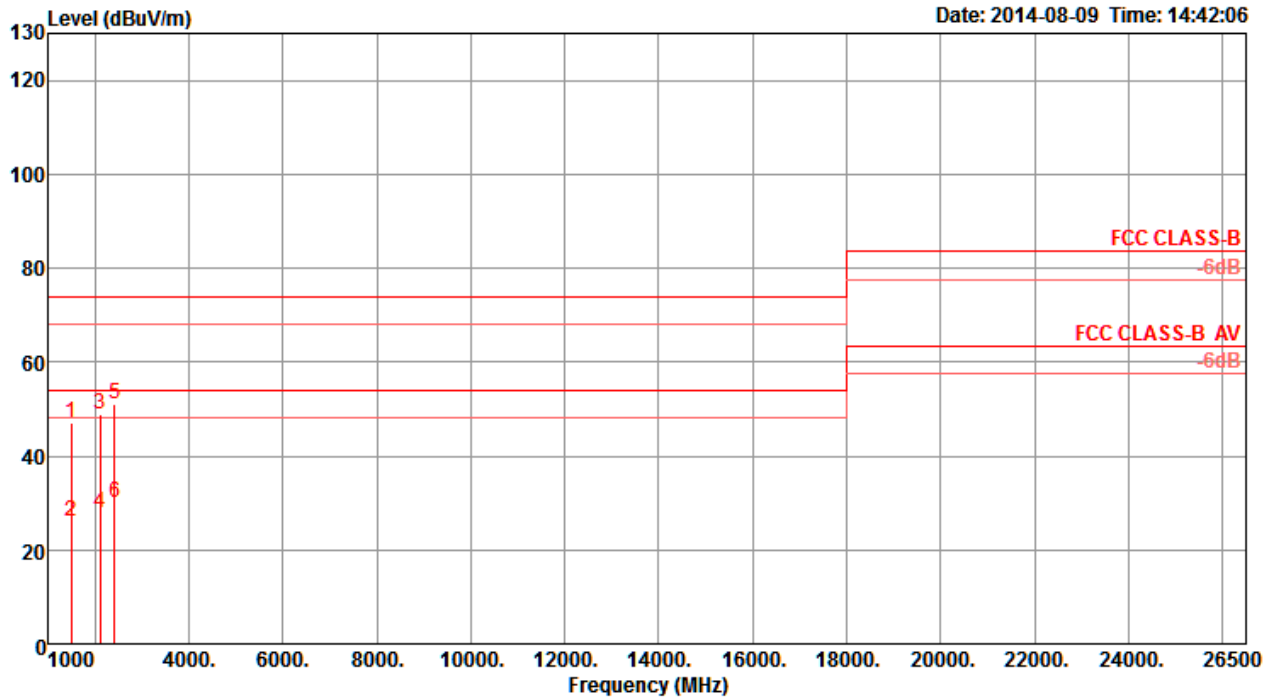
Temperature	23°C	Humidity	61%
Test Engineer	YC Chen	Configurations	2.4GHz WLAN function + Bluetooth function

Horizontal



	Freq	Level	Limit	Over	Read	Cable	Antenna	Preamp	A/Pos	T/Pos	Remark
	MHz	dBuV/m	dBuV/m	dB	dBuV	dB	dB/m	dB	cm	deg	
1	1491.04	42.52	74.00	-31.48	49.74	2.25	25.50	34.97	100	0	Peak
2	1491.04	26.00	54.00	-28.00	33.22	2.25	25.50	34.97	100	0	Average
3	2104.84	43.43	74.00	-30.57	47.04	2.73	28.28	34.62	100	0	Peak
4	2104.84	27.63	54.00	-26.37	31.24	2.73	28.28	34.62	100	0	Average
5	2411.74	46.83	74.00	-27.17	50.65	2.92	27.90	34.64	100	0	Peak
6	2411.74	29.19	54.00	-24.81	33.01	2.92	27.90	34.64	100	0	Average

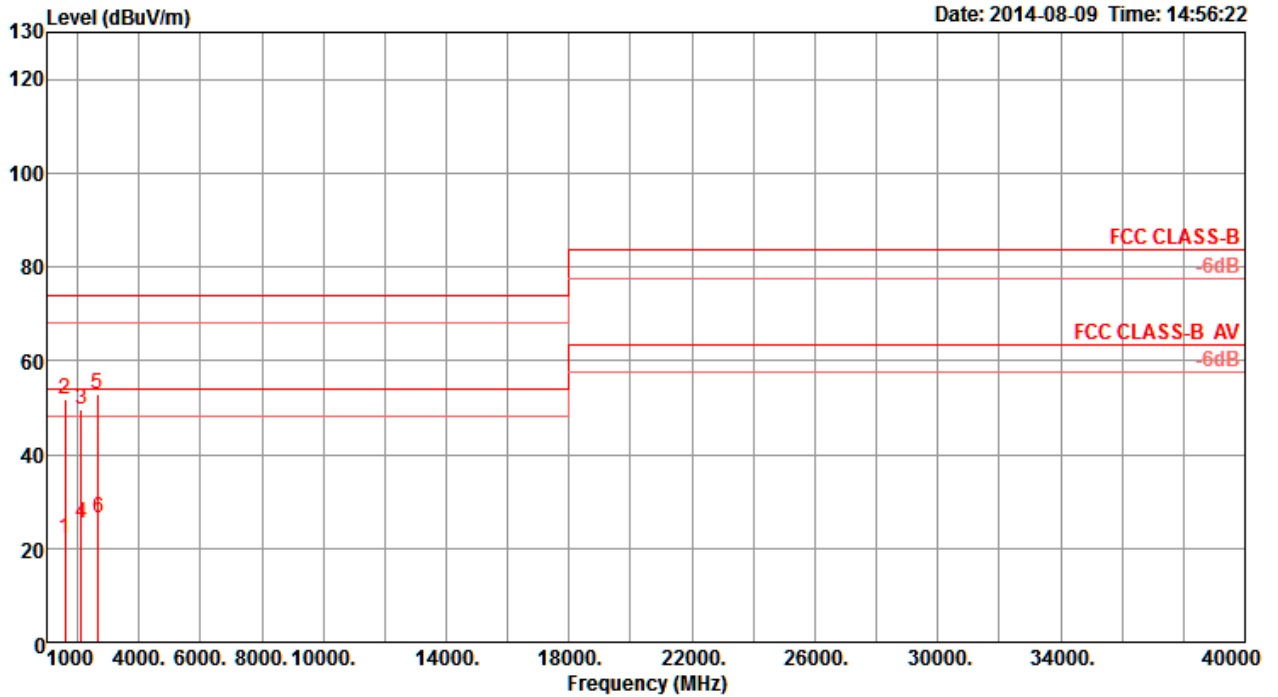
Vertical



	Freq	Level	Limit	Over	Read	Cable	Antenna	Preamp		A/Pos	T/Pos	Remark
	MHz	dBuV/m	dBuV/m	dB	dBuV	dB	dB/m	dB	Pol/Phase	cm	deg	
1	1491.04	46.92	74.00	-27.08	54.14	2.25	25.50	34.97	VERTICAL	100	0	Peak
2	1491.04	25.92	54.00	-28.08	33.14	2.25	25.50	34.97	VERTICAL	100	0	Average
3	2104.84	48.73	74.00	-25.27	52.34	2.73	28.28	34.62	VERTICAL	100	0	Peak
4	2104.84	27.73	54.00	-26.27	31.34	2.73	28.28	34.62	VERTICAL	100	0	Average
5	2411.74	50.93	74.00	-23.07	54.75	2.92	27.90	34.64	VERTICAL	100	0	Peak
6	2411.74	29.93	54.00	-24.07	33.75	2.92	27.90	34.64	VERTICAL	100	0	Average

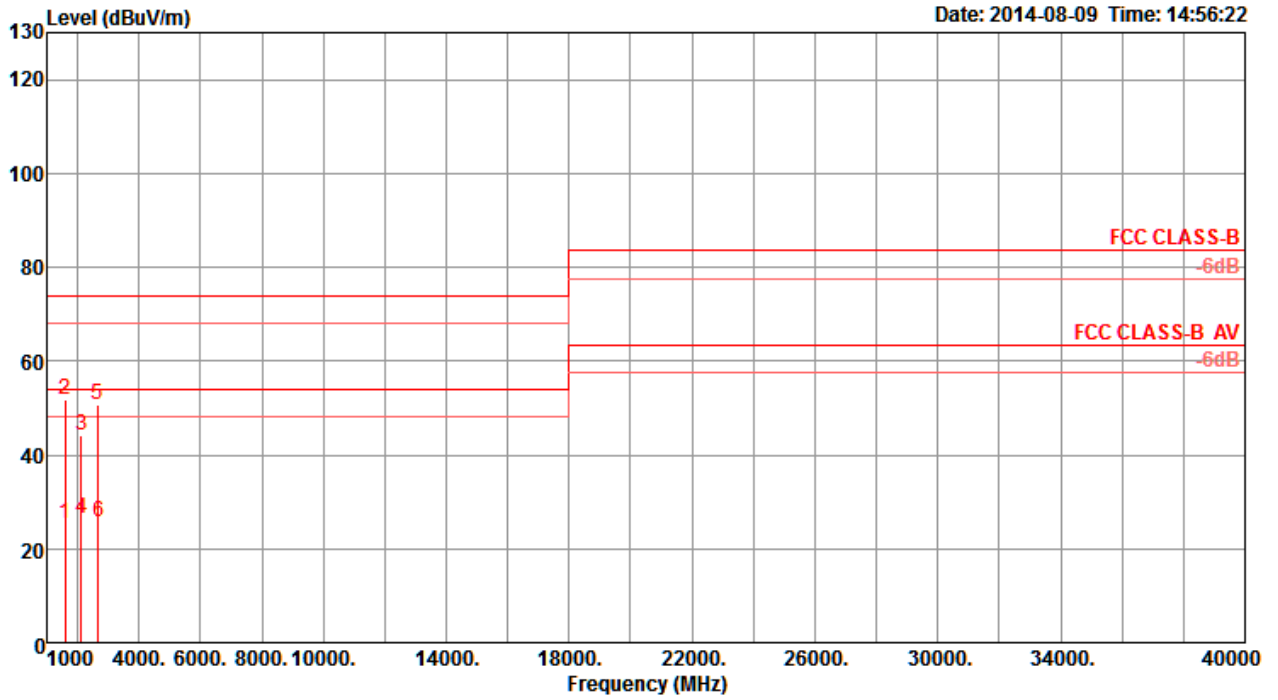
Temperature	23°C	Humidity	61%
Test Engineer	YC Chen	Configurations	5GHz WLAN function + Bluetooth function

Horizontal



	Freq	Level	Limit	Over	Read	Cable	Antenna	Preamp	Pol/Phase	A/Pos	T/Pos	Remark
	MHz	dBuV/m	dBuV/m	dB	dBuV	dB	dB/m	dB		cm	deg	
1	1593.00	22.21	54.00	-31.79	28.67	2.33	26.08	34.87	HORIZONTAL	100	173	Average
2	1593.34	51.96	74.00	-22.04	58.42	2.33	26.08	34.87	HORIZONTAL	100	360	Peak
3	2125.30	49.62	74.00	-24.38	53.24	2.74	28.26	34.62	HORIZONTAL	100	360	Peak
4	2125.30	25.49	54.00	-28.51	29.11	2.74	28.26	34.62	HORIZONTAL	100	30	Average
5	2657.26	52.75	74.00	-21.25	56.15	3.06	28.22	34.68	HORIZONTAL	100	360	Peak
6	2661.00	26.37	54.00	-27.63	29.71	3.07	28.27	34.68	HORIZONTAL	100	0	Average

Vertical



	Freq	Level	Limit	Over	Read	Cable	Antenna	Preamp	Pol/Phase	A/Pos	T/Pos	Remark
	MHz	dBuV/m	dBuV/m	dB	dBuV	dB	dB/m	dB		cm	deg	
1	1593.00	25.30	54.00	-28.70	31.76	2.33	26.08	34.87	VERTICAL	100	173	Average
2	1593.34	51.86	74.00	-22.14	58.32	2.33	26.08	34.87	VERTICAL	100	360	Peak
3	2125.30	44.02	74.00	-29.98	47.64	2.74	28.26	34.62	VERTICAL	100	360	Peak
4	2125.30	26.42	54.00	-27.58	30.04	2.74	28.26	34.62	VERTICAL	100	30	Average
5	2657.26	50.65	74.00	-23.35	54.05	3.06	28.22	34.68	VERTICAL	100	360	Peak
6	2661.00	25.87	54.00	-28.13	29.21	3.07	28.27	34.68	VERTICAL	100	0	Average